

Software Acquisition Management Practical Experience

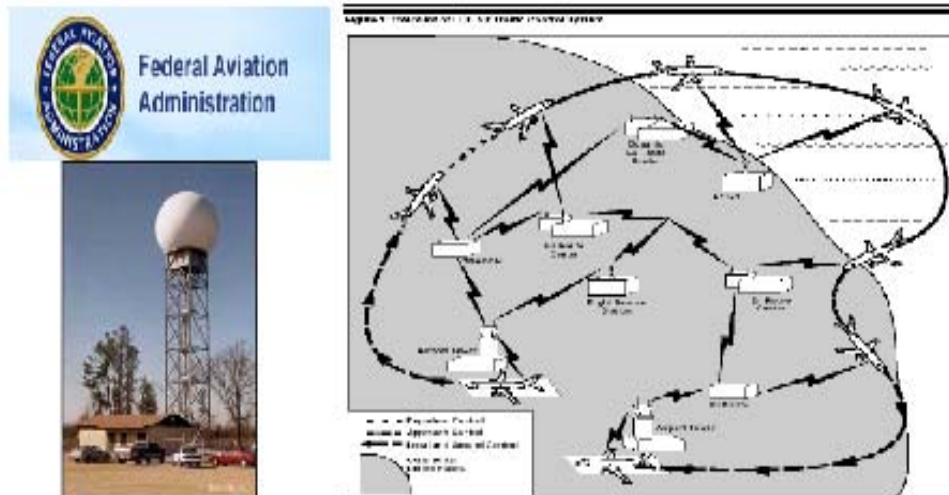
U.S. Air Force C-130 Avionics Modernization Program



Lockheed Martin C-130J Hercules Program



U.S. Department of Transportation Federal Aviation Administration National Airspace System Plan



Terminal Doppler Weather Radar

James E. Jones
Support Systems Associates, Incorporated – Warner Robins, GA 31088

CONTENTS

ABSTRACT

SECTION 1 BACKGROUND

Air Force C-130 AMP
LMAS C-130J Hercules Program
FAA NAS PLAN
Advanced Automation System
Microwave Landing System
Radio Control Equipment
Voice Switching and Control System Upgrade
Terminal Doppler Weather Radar

SECTION 2 SOFTWARE ACQUISITION MANAGEMENT CHALLENGES

Problems in Software Acquisition Management
Successes in Software Acquisition Management

SECTION 3 THE CONTRACT

Contract Types
Fixed-Price Contract
Cost-Reimbursable Contract
Contracting Administration
Contract Data
Statement of Work/Statement of Objective
Contract Data Requirements List
System Specification
Data Rights

SECTION 4 SOFTWARE ACQUISITION TEAM

SECTION 5 SOFTWARE DEVELOPMENT ENVIRONMENT

Acquirer/Supplier Relationship
Supplier's Software Process Definition

SECTION 6 TECHNICAL PERFORMANCE ASSESSMENTS

Software Process Assessments
Progress Assessments
Software Product Assessment

SECTION 7 SOFTWARE TEST EVALUATION

Unit Testing
Integration Testing
Formal Qualification Testing
Problem Reporting/Tracking
How Much Testing is Enough?

SECTION 8 REQUIREMENTS MANAGEMENT

SECTION 9 RISK MANAGEMENT

SECTION 10 PERFORMANCE MEASUREMENTS

Software Size
Cost/Schedule Deviation
Schedule Progress
Software Development Progress
Software Formal Qualification Testing Progress
Software Requirements Stability
Computer Resource Utilization
Software Product Review Item Discrepancies

SECTION 11 SUMMARY

SECTION 12 REFERENCES

SECTION 13 ABOUT THE AUTHOR

ABSTRACT

Studies have shown that for software intensive systems; technical performance, cost, and schedule risks are inherent in delivering quality software products within cost and schedule constraints. Design constraints such as software size and complexity, requirements for high-integrity, reliability, safety-critical performance, and diversity of application domains make proper software acquisition and development extremely critical. However, to ensure that the supplier's performance meets contractual requirements, software acquisition management faces many challenges such as detailing the contractual requirements and selecting the supplier. The acquirer's ability to perform according to the terms of the supplier's contract, monitoring the supplier's progress and performance, and verifying the supplier's compliance with contractual requirements are extremely important. Success in software acquisition and development depends on the following key acquisition elements: (1) the Contract, (2) the Software Acquisition Team, (3) the Software Development Environment, (4) Technical Performance Assessments, (5) Software Test Evaluation, (6) Requirements Management, (7) Risk Management, and (8) Performance Measurements.

This paper provides detailed insight for acquisition organizations that are trying to enhance the effectiveness of their acquisition methods and techniques. It provides a pragmatic discussion of the key acquisition elements involved in software acquisition and development for software intensive systems. For each key acquisition element, software acquisition management and development best practices such as techniques, methods, processes, and activities are discussed. Discussions include practical experience supporting the United States Department of the Air Force's multi-billion-dollar development program for the C-130 Avionics Modernization Program (AMP) modernization of the C-130 fleet and the United States Department of Transportation Federal Aviation Administration's (FAA) multi-billion-dollar development program for the National Airspace System Plan (NAS Plan) Modernization Program. Software supplier acquisition management practical experience for the Lockheed Martin Aeronautical System's (LMAS) C-130J Hercules Program is also described. This paper also illustrates how software acquisition support helps these acquisition organizations achieve their objectives and advance the practice of software engineering.

This paper is organized into the following sections:

- Section 1, "*Background*" provides a brief description of the Air Force's C-130 AMP, LMAS' C-130J Hercules and the FAA's NAS Plan acquisition programs. Examples of the FAA NAS Plan programs are described. A brief description of the programs and acquisition highlights are discussed.
- Section 2, "*Software Acquisition Management Challenges*" describes the problems and successes in software acquisition and provides examples.
- Section 3, "*The Contract*" discusses contracting terms, contract types, and contract data. The essential elements are discussed: Statement of Work (SOW)/Statement of Objectives (SOO), Contract Data Requirements List (CDRL), System Specification, and Data Rights.
- Section 4, "*Software Acquisition Team*" describes the acquirer's software acquisition organization and qualifications.
- Section 5, "*Software Development Environment*" describes the acquirer/supplier relationship and the supplier's defined software process – software standards, procedures, tools, and methods used to develop the software product.
- Section 6, "*Technical Performance Assessments*" describes the acquirer's technical performance assessment activities to ensure that the software products are delivered within cost and schedule in accordance with the contractual requirements and the supplier's defined software process and

plans. It describes the methods and techniques for the assessment of the supplier's software process, progress, and software products (CDRL items).

- Section 7, "*Software Test Evaluation*" describes the acquirer's and supplier's activities that are necessary to ensure that the "as-built" software product meets the software requirements as specified in the software requirements specification document and the related interface requirements specification document. Each level of software testing, problems reporting and tracking, and the level of sufficient testing are described.
- Section 8, "*Requirements Management*" describes the methods and techniques for establishing and maintaining bidirectional traceability of requirements to ensure that the appropriate software product is being built.
- Section 9, "*Risk Management*" describes risk management activities for identifying, analyzing, planning, tracking, and controlling risks.
- Section 10, "*Performance Measurements*" describes the measurements used to provide detailed insight into four key acquisition areas: process, product, project, and productivity.

BACKGROUND

This section provides a brief background for the Air Force C-130 AMP, LMAS C-130J Hercules Program, and the FAA NAS Plan Modernization Program. It describes the program acquisition, provides a brief program description, and discusses the current progress. For the FAA NAS Plan Modernization Program, examples of projects are described.

AIR FORCE C-130 AMP

On 30 July 2001, the Department of the Air Force, Air Force Materiel Command (AFMC) Aeronautical Systems Center (ASC) at Wright-Patterson Air Force Base, Ohio, selected The Boeing Company over arch-competitors Raytheon, Lockheed Martin, and BAE Systems PLC to perform the C-130 AMP. The contract had a total potential value of approximately \$4 billion for the Engineering, Manufacturing, and Development (EMD) Program and the Production Program. Under the \$485,000,000 EMD Program Cost-Plus-Award Fee contract (F33657-01-C-0047), Boeing was tasked with design, development, integration, test, fabrication and installation of a modern, common cockpit and new avionics systems for approximately 500 C-130 aircraft. The modified C-130 aircraft features a cockpit with six digital displays, a proven flight management system from commercial aircraft, and avionics systems which provide navigation, safety and communications improvements to meet Communications Navigation Surveillance/Air Traffic Management (CNS/ATM) requirements. The CNS/ATM upgrade will allow the C-130 to be continued deployed worldwide.

The acquisition strategy was developed jointly by ASC 866th Aeronautical Systems Group (ASG) and the Warner Robins Air Logistics Center (WR-ALC) 330th Aircraft Sustainment Group (ASG) at Robins Air Force Base, Georgia. The C-130 AMP is managed by the ASC 866th ASG.

The C-130 AMP was officially designated as an Acquisition Category (ACAT)-ID program.¹ After contract award, Congress reduced the Fiscal Year (FY) 02 program by \$20 million based on a late contract award date. On 20 August 2003, Boeing was awarded a \$200,023,337 Cost-Plus Award-Fee contract modification to provide funding for the Restructure Engineering Change Proposal (ECP) 1302 for the C-130 AMP. The ECP re-baselined the program due to funding reductions in FYs 03/04 which resulted in a two year delay in the System Development and Demonstration program.² On February 7, 2003, ECP 0303 was authorized to accelerate the development and fielding activities for the Special Operations Forces (SOF) MC-130H aircraft. The goal was to complete testing and the first AMP MC-130H production unit in Fiscal Year (FY) 2008.

On September 20, 2006, the first C-130 AMP, C-130H2 aircraft (89-09101) with the Combat Delivery/Tanker Capability Block Operational Flight Program (OFP) Software, successfully completed the first C-130 AMP flight from Lackland Air Force Base in San Antonio, Texas. The test flight lasted approximately 3 hours. Boeing delivered the C-130H2 aircraft to the Air Force Flight Test Center at Edwards Air Force Base, California, in November 2006. Ground and Flight Testing was conducted at Edwards, and operational testing will begin in 2009.

¹ An acquisition category I program is defined as a major defense acquisition program with estimated expenditures of over \$355 million in research, development, test, and evaluation, or over \$2.135 billion in procurement (in fiscal year 1996 dollars). A category ID program is monitored by the defense acquisition executive, not a service executive.

² Department of the Air Force Research, Development, Test and Evaluation Budget Item Justification Sheet, 041115F C-130 Airlift Squadrons, Project 4726/4885, February 2006, Exhibit R-2.

On January 10, 2007, Air Force officials told *Dow Jones Newswires* that the Air Force instructed Boeing to stop work on the Air Force special operations Hercules. Under the 180-day stop work, more than 100 planes have been taken out of the upgrade plan. On January 12, 2007, the *Defense Daily* reported that “the Air Force’s multi-billion-dollar program to modernize the cockpits of its older C-130 Hercules transport aircraft faces unit-cost growth more than 25 percent above the current program baseline that will breach congressionally imposed cost thresholds.” Service officials said that the Air Force is preparing to support the Office of the Secretary of Defense in a review to certify to the Congress that this project, the Boeing-led C-130 AMP, merits continuation despite the anticipated increase of its current \$4.9 billion baseline. The program recently notified Congress of a critical Nunn-McCurdy breach concerning its unit cost increases.³ On June 6, 2007, Boeing reported that the U.S. Air Force C-130 AMP has been recertified by the U.S. Department of Defense to continue upgrading 222 C-130 aircraft.⁴

LMAS C-130J HERCULES PROGRAM

In September 1992, the Lockheed Aeronautical Systems Company (now Lockheed Martin Aeronautical System -LMAS) started with the Lockheed 382J, a commercial aircraft that was created specifically to achieve FAA Order 8110.4A Type Certification [FAA 1995]. FAA Type Certification was at Level A (the highest level) of the RTCA/DO-178B standard [RTCA 1992]. The C-130J aircraft is an integrated collection of software systems produced by more than 25 suppliers. These systems, which are developed in compliance with the LMAS C-130J Tier I Software Development Plan, are integrated with the devices on the aircraft such as the engines, pneumatics, flight station displays, and radar.

In late 1994, LMAS received the launch order for the C-130J from the United Kingdom (UK) Ministry of Defense for the Royal Air Force (RAF), who ordered 25 aircraft. The C-130J aircraft was a LMAS initiated improvement for the C-130H3. The Department of Defense (DoD) created a C-130J aircraft acquisition program to provide the Air Force oversight of aircraft development. Eventually, the Air Force procured the C-130J under a commercial acquisition strategy. In October 1995, the Air Force contracted for the first two C-130J aircraft in a modification to the C-130H aircraft contract. The Air Force designated the C-130J acquisition as an ACAT IC Program. The Air Force contracted for the aircraft under a commercial acquisition strategy based on claims by LMAS that the new C-130J was a commercially-designed and available aircraft. LMAS reported only minor modifications were needed to bring the aircraft up to military specifications. LMAS originally planned to deliver the initial aircraft in July 1997, but did not deliver the aircraft until February 1999.

First flight of the C-130J was in April 1996 with a minimum of onboard OFP Software. Delivery came approximately two years later than expected on August 24, 1998, when the RAF became the first customer for the advanced C-130J to replace the C-130K model originally bought in the 1960s. The aircraft was assigned first to the Defence Evaluation and Research Agency (DERA) for an initial test program before being transferred to the Royal Air Force. LMAS, along with customer pilots from the Royal Air Force, the Royal Australian Air Force, and the U.S. Air Force, conducted nearly 5,000-hour flight test program of the new C-130J for FAA certification. The DERA flight test program tested the new system in RAF-specific operational scenarios.

³ 10 U.S.C. § 2433 establishes the requirement for unit cost reports if certain thresholds for program costs are exceeded (known as unit cost or Nunn-McCurdy breaches). DoD is required to report to Congress and, if applicable, certify the program to Congress.

⁴ Boeing News Release: http://www.boeing.com/news/releases/2007/q2/070606d_nr.html

Software Acquisition Management Practical Experience

In January 1999, the Air Force became aware that LMAS could not build a C-130J that met its advertised capabilities. Instead they agreed to a contractor-initiated, three-phase, block upgrade program, consisting of block upgrades 5.1, 5.2, and 5.3. However, the Air Force continued to contract for additional aircraft and exercised options for more aircraft before the first aircraft was delivered. The first two C-130J aircraft arrived two years late due to design and testing problems.

In September 1999, LMAS was granted FAA type certification of the commercial variant of the C-130J-30 configuration formally known as the 382J. Concurrent flight tests were accomplished for five other configurations required by initial customers. The flight test program for FAA certification and customer qualification called for performance of more than 30,000 test points covering flying qualities, avionics performance, system reliability and functionality, and safety systems.

The C-130J flew with a complete mission computer software suite in March 2001. On October 16, 2006, the Air Force Air Mobility Command declared Initial Operational Capability for the C-130J.⁵

FAA NAS PLAN

In January 1982, the NAS Plan, now known as the *Capital Investment Plan (CIP)*, was released by the FAA to modernize the facilities and equipment that make up the air traffic control (ATC) system for improvement in capacity, safety, and timeliness through the use of new technology. The ATC permits air traffic controllers to view key information, such as aircraft location, aircraft flight plans, and prevailing weather conditions and to communicate with pilots by providing automated information processing and display, communication, navigation, surveillance, and weather resources. These resources reside at, or are associated with, several ATC facilities: flight service stations, air traffic control towers, terminal radar approach control (TRACON) facilities, and air route traffic control centers (en route centers).

The NAS Plan is a multi-billion-dollar investment comprising over 200 separate programs. Between 1982 and 1998, Congress appropriated over \$25 billion (GAO/T-RCED/AIMD-98-93, February 26, 1998). The expenditures were as follows: 1) \$5.3 billion on 81 completed programs, 2) \$15.7 billion on about 130 ongoing programs, 3) \$2.6 billion on programs that have been cancelled or restructured, and 4) \$1.6 billion on personnel-related expenses associated with system acquisition.

In 2004, the General Accounting Office (GAO) reported that since 1982, the FAA's ATC modernization programs have consistently experienced cost, schedule, and performance problems that GAO and others have attributed to systemic management issues. Initially, the FAA estimated that its ATC modernization efforts would cost \$12 billion and could be completed over 10 years. As of October 30, 2003, two decades and \$35 billion later, the FAA expects to need another \$16 billion through 2007 to complete key projects, for a total cost of \$51 billion [GAO-04-227T (www.gao.gov/cgi-bin/getrpt?GAO-04-227T)].

As of 2005, the GAO reported that the FAA has made progress, but continues to face challenges in acquiring major Air Traffic Control Systems. The GAO found that the FAA's performance-based Air Traffic Organization (ATO), created in February 2004 to address legacy challenges, and had met its acquisition goal for fiscal year 2004. However, the GAO reported that 13 of the 16 major system acquisitions experienced cost, schedule, and/or performance shortfalls when assessed against their

⁵ All timeline information is from: Department of Defense: Office of the Inspector General. Acquisition: Contracting for and Performance of the C-130J Aircraft (D-2004-102), July 23, 2004. Available online at: <http://www.dodig.osd.mil/audit/reports/fy04/04-102.pdf>

Software Acquisition Management Practical Experience

original milestones [GAO-05-331 www.gao.gov/cgi-bin/getrpt?GAO-05-331]. In March 2007, the FAA's 2007 2nd Quarter Performance Report indicated for the Organizational Excellence category that the Performance Targets: *Critical Acquisitions on Budget* and *Critical Acquisitions on Schedule* index range were GREEN.

http://www.faa.gov/about/plans_reports/Performance/quarter_scorecard/media/FPP_Scorecard.pdf

Examples of the FAA's NAS Plan Modernization Programs are described:

Advanced Automation System (AAS) – In 1984, the IBM Federal Systems Company and Hughes Aircraft Company were selected as finalists for the \$276.7 million competitive design phase contract to replace computer hardware and software at all three air traffic control facilities – airport towers, terminal facilities, and en-route centers.

After three years and \$500 million spent on prototypes, in July 1988, the FAA awarded an acquisition phase fixed-cost contract of \$3.5 billion to IBM. The program cost, including supporting efforts, was estimated by the FAA to be \$4.8 billion. In 1994, the FAA estimated that the program would cost \$7 billion, with key segments as much as eight years behind schedule. The main causes of development failure were reported to be (1) overambitious plans, (2) poor oversight of software development, (3) the FAA's inability to stabilize requirements, and (4) a poor statement of work in the original contract [US DOT, 1998] [OIG 1998].

Microwave Landing System (MLS) - The FAA awarded the \$90.6 million first production contract for 178 of the 1250 planned microwave landing systems to the Hazeltine Corporation in Commack, New York, in January 1984 to begin producing a radically advanced type of landing aid that will enable planes to fly a wide variety of approach paths to airport runways. Hazeltine Corporation had promised it would begin delivering the MLS 18 months after contract award. The company ran into problems with software; however, and the delivery date was pushed back repeatedly. Four years later, Hazeltine had only delivered two systems, and the FAA terminated the contract in 1989. The two Hazeltine systems are currently being used only for testing at the FAA's Technical Center in Atlantic City.

Radio Control Equipment (RCE) – On August 7, 1986, the FAA awarded American Telephone and Telegraph Company (AT&T) – Federal Systems Advanced Technologies of Greensboro, North Carolina, the Radio Control Equipment contract (DTFA01-86-C-00034). The schedule specified *Commence First Article Testing* 17 Months-After-Contract (MAC) award (Jan 1988) and *Complete First Article Testing* 21 MAC (June 1988). On September 28, 1989, bilateral Modification 21 was issued to restructure the contract (incorporate a revised specification, schedule and CLIN structure, update Section I clauses, and establish a ceiling price of \$105, 286, 000 which includes all negotiated equitable adjustments resulting from changed conditions and the firm items). On March 29, 1990, bilateral Modification 22 was issued to further extend the delivery schedule. In July 1990, *First Article Testing* was started, but was suspended approximately ten days later because of the unacceptably high failure rate being experienced.

During February and March 1991, an extensive audit of the RCE program past, present, and future was conducted. The audit findings indicated that inadequate systems engineering was the root cause of project failure; that AT&T's project organization is inadequate to support a "systems engineering-driven" solution to the problem; and that the recovery effort proposed by AT&T is considered to be high-risk, unrealistic and unmanageable with respect to both schedule and technical accomplishments. The findings and conclusions of this audit were presented to AT&T on March 14, 1991. In May 1991, the FAA terminated the contract for default pursuant to Paragraph 9a (1) (ii) of the Default clause (FAR 52.249-8), which was incorporated by reference in the contract.

Software Acquisition Management Practical Experience

Voice Switching and Control System (VSCS) Upgrade - In 1991, the FAA awarded Harris Corporation of Melbourne, Florida, a \$1.3 billion contract to develop and install VSCS. The VSCS allows air traffic controllers to establish all air-to-ground and ground-to-ground communications with pilots and other air traffic controllers at 23 commercial Air Route Traffic Control Centers (ARTCCs) in the U.S.

The VSCS is based on independent distributed processors and switches, fault-tolerant databases, redundant high-speed bus interconnections, and extensive switching for real-time reconfiguration and redundancy to achieve an operational availability of 0.99999999.

On November 5, 2001, Harris announced the successful completion of the Functional Acceptance Test (FAT). Currently, VSCS is fully operational in all 21 air traffic control centers around the country, as well as the testing center in New Jersey and the training facility in Oklahoma.

Harris achieved 100% on-time system delivery, installation, test, and acceptance of all systems. Harris received the FAA Contractor of the Year Award and the Human Factors Engineering Society award for excellence in human-machine interface design.

Terminal Doppler Weather Radar (TDWR) - In November 1988, the FAA awarded a Firm Fixed Price Incentive (FFPI) contract (DTFA01-89-C-00002) (GAO/RCED-99-25, FAA's Modernization Program) to the Raytheon Systems Company to develop, produce, and install 47 TDWR systems at 45 airport sites. The Final Acceptance of the First System Testing was scheduled for August 1993. The Incentive Target Date at Memphis Airport (MEM) was scheduled for February 1993.

The TDWR detects and reports hazardous weather in and around airport terminal approach and departure zones. The TDWR identifies and warns air traffic controllers (ATCs) of low altitude wind shear hazards caused by micro-bursts and their associated gust fronts, in addition to reporting on precipitation intensities and providing advanced warning of wind shifts. The ATCs use the TDWR reports to warn pilots who are potentially affected by the hazardous weather patterns.

The First Production System was delivered at Memphis, TN (MEM) six months early. The TDWR is currently installed in 47 areas in the United States – currently operational at 45 airports per *Aviation Week & Space Technology*, January 27, 1992, “*TDWR Installation Begins, Sizable Fuel Saving Expected*”.

Raytheon Electronic Systems received the IEEE Computer Society Award for outstanding achievement in improving system processes. In 1991, Raytheon's software process was evaluated at Level 3 against the Carnegie Mellon University Software Engineering Institute (SEI) Capability Maturity Model for Software Version 1.1. It was identified that the TDWR software development played a key role.

Carnegie Mellon University Software Engineering Institute (SEI) reported in 1995 that Raytheon Electronic Systems had implemented a process improvement program in 1988 which had reduced its rework costs from about 40 percent to about 10 percent of the total project cost, increased staff productivity by 170 percent, and reduced defects by about 75 percent over a seven-year period [Haley 1995].

The key acquisition elements of the TDWR are documented by the author in:

- *Successful Acquisition of FAA Terminal Doppler Weather Radar* [Jones 2004]
- *Software Metrics Effectiveness in Software Acquisition* [Jones 1993]
- *Software Acquisition Management: Managing The Acquisition of Terminal Doppler Weather Radar (TDWR) System Software Design* [Jones 1990]

Software Acquisition Management Practical Experience

- *Software Acquisition Management: Managing the Acquisition of Computer Software Using DOD-STD-2167A* [Jones 1990]

SOFTWARE ACQUISITION MANAGEMENT CHALLENGES

Software acquisition management is the process to ensure that the supplier’s performance meets contractual requirements and that the acquirer performs according to the terms of the supplier contract and their defined software process. Effective management of software acquisition and development is unquestionably one of the greatest challenges in the application of new technologies. Design constraints such as software size and complexity, the requirements for high-integrity, reliability, safety-critical performance, and diversity in systems applications make proper software acquisition extremely critical.

PROBLEMS IN SOFTWARE ACQUISITION MANAGEMENT

The history of software intensive systems acquisition and development has been plagued with technical performance, cost, and schedule problems. Studies have shown that for software intensive systems; technical performance, cost, and schedule risks are inherent in programs tasked with delivering high-quality, highly-reliable software products within cost and schedule constraints [GAO 1999]. Studies have shown that one-half of all software projects double their original cost estimates, projects slip an average of 36 months and one-third of all software projects are even canceled before any products are delivered.

Table 1 depicts some examples of problems in software acquisition management with programs the author experienced. As shown in Table 1, three **FAA NAS Plan** programs were terminated.

Table 1: Examples of Software Acquisition Management Issues

Air Force			
C-130 AMP	Aircraft cockpit modernization	Source Line of Code (SLOC) increased from 60K to 900K	Cost overruns Cost more than 50% higher than initial estimates Cost breached Nunn-McCurdy provision
LMAS			
C-130J	Aircraft cockpit modernization	SLOC increased from 489K at Critical Design Review (CDR) to 761K at Test Readiness Review (TRR)	Cost and Schedule overruns - cost per aircraft increased 32.6% Performance issues-flight safety tests
FAA NAS Plan			
AAS	Advance Automation System		Cost and Schedule overruns Restructured in 1994 after estimated contract tripled from \$2.5 billion to \$7.6 billion
NADIN II	National Airspace Data Interchange Network		Cost and Schedule overruns
MCC	Maintenance Control Center		Termination for Convenience
MLS	Microwave Landing System	SLOC increased 16K to 70K at TRR	Termination for Default
RCE	Radio Control Equipment	SLOC increased 30K to 175K	Termination for Default

As shown in Table 1, cost overrun is the single biggest problem in software development because it represents time, money and missed opportunities.

For the **Air Force C-130 AMP**, it was reported that “The government and industry both underestimated the complexity of the technology insertion,” said The Honorable Sue Payton-Assistant Secretary of the Air Force for Acquisition in explaining the AMP cost increases and the recent breach of the Nunn-McCurdy cost-monitoring thresholds that Congress used to gauge the health of major weapons programs (Defense Daily, Jan. 12 and Jan. 16). For example, she said, use of commercial-off-the-shelf technologies to replace the navigator proved more difficult than anticipated. “We thought we were going to have somewhere around 60,000 source lines of code,” she said. “And as we got into this, for various reasons, not only for the navigation area, we ended up with more like 900,000 source lines of code.”

Software Acquisition Management Practical Experience

For the **LMAS C-130J**, the Air Vehicle avionics systems (basic aircraft: 41 Line Replaceable Units) source lines of code (SLOC) increased by 56 percent from 489, 000 at the Critical Design Review (CDR) in July 1994 to 761, 000 in April 1996. The Mission Computer and Bus Interface Unit increased 80 percent from February 1995 (104, 000 SLOC) to September 1998 (190,000 SLOC) [Jones 1999].

The **FAA NAS Plan** programs also experienced major software size growth as shown in Table 1 for the MLS and RCE programs.

The difficulty in estimating costs is due to poor software size estimates and requirements growth. Poor software size estimation is one of the main reasons major programs ultimately fail. Software size is the critical factor in determining cost, schedule, and effort [Jones 2004] [Jones 1999]. Software sizing is typically driven by the supplier's agreement items (such as contract vehicle, statement of work, deliverables, and technical requirements) and the supplier's software development capability/maturity.

SUCCESSSES IN SOFTWARE ACQUISITION MANAGEMENT

Table 2 depicts examples of successes in software acquisition management. The success of the TDWR was due to the match of the FAA TWDR System Program Office (SPO) software acquisition team and Raytheon TDWR software development team as far as their process capability/maturity, and level of experience. Communications also played a key role.

Table 2: Examples of Successes in Software Acquisition Management

FAA NAS Plan		
TDWR	Terminal Doppler Weather Radar	Delivered First Product Unit six months early Received IEEE Computer Society award SLOC increased 175K at CDR to 200K at Product Baseline
VSCS Upgrade	Voice Switching and Control System	Production completed 100% on-time system delivery FAA Contractor of the Year Award

According to Thomas J. Haley, manager of Raytheon's Software Engineering Laboratory and chairman of its Software Engineering Process Group (SEPG), "Software development played a key role in achieving TDWR delivery to the FAA six months ahead of schedule." In 1991, Raytheon's software process was evaluated at Software Engineering Institute (SEI™) Capability Maturity Model® (CMM®) Level 3. In 1995, Raytheon Electronics Systems received the Institute of Electrical and Electronics Engineers (IEEE) Computer Society Award for outstanding achievement in improving software processes.

The author, FAA TDWR SPO Software Lead, documented the key successful acquisition element in *Successful Acquisition of FAA Terminal Doppler Weather Radar* [Jones 2004] and *Software Acquisition Management: Managing The Acquisition of Computer Software Using DOD-STD-2167A* [Jones 1990].

Software acquisition management methods and techniques can be used to ensure compliance with techniques, control, and processes. Software acquisition management methods and techniques can also be used to verify software quality [Jones 2004-1] [Jones 1992]. The quality of any software product is the direct result of acquisition and development management techniques, controls, processes, and tools. Techniques, controls, and processes can be managed, measured, and progressively improved. All too often, software intensive systems acquirers place the blame for poor quality software on the supplier. Acquirers and suppliers are on different sides of the same system. They can engage in mutually beneficial behaviors or naturally destructive behaviors. A poor acquirer can inhibit a good supplier. History has

shown that many of the problems are caused by the mismatch between the acquirer and the supplier as far as their process capability and maturity as well as their level of experience.

THE CONTRACT

Acquisition management involves obtaining products through a contractual agreement. A contract is a mutually binding legal relationship obligating the seller (supplier) to furnish supplies or services and the buyer (acquirer) to pay for them. The acquirer specifies what the system requires, when the software will be needed, and how it will be accepted. The supplier (developer) determines how the software will be developed and the resources required (people, equipment, facilities, technology, and so on). Although both parties are concerned with cost, schedule, and technical performance, each addresses these concerns differently. Acquiring software intensive systems requires that both the acquirer and the supplier to formulate effective management strategies.

This section defines contract types, contracting administration, and discusses contract data – Statement of Work (SOW)/Statement of Objective (SOO), Contract Data Requirements List (CDRL) items, System Specification, and Data Rights.

CONTRACT TYPES

The degree of interaction between the acquirer and supplier depends on the nature of the development effort and the type of contract. Although there are many variations, the two basic compensation schemes used in contracts are *fixed-price* and *cost-reimbursement*. Under a fixed-price contract, the acquirer pays the supplier a fixed sum for the agreed upon products or services. Using a fixed-price contract, the supplier assumes the risk. Profit is a direct function of the supplier's ability to deliver an acceptable product for less than the price paid. Under a cost-reimbursement contract, the risk is shared because the acquirer agrees to reimburse the supplier's allowable costs plus profit. Examples are:

Fixed- Price Contract

There are four basic types of fixed-price contracts: *firm fixed-price* (FFP), *fixed-priced with price adjustment*, *fixed-price incentive* (FFPI), and *fixed-price redetermination* (FPR). There are strengths and weaknesses of these four types of contracts. For example, a FFP contract requires firm design/requirements and that adequate competition exists. A FPR contract should be used when a realistic price cannot be estimated at start. Under a FFPI contract, the acquirer pays the developers a fixed sum plus an incentive for fulfilling provisions of the contract.

Cost-Reimbursable Contract

There are also four basic types of cost-reimbursable contracts: *cost and cost-sharing*, *cost plus incentive fee*, *cost plus award fee* (CPAF), and *cost plus fixed fee* (CPFF). Each of these types of contracts has inherent strengths and weaknesses in their applicability, essential elements, cost risk, and approval requirements. Cost-reimbursement contracts are to the supplier's advantage because they always reimburse the allowable costs. Therefore, the only risk is in the fee, except where the fee is fixed (CPFF contracts). This form of contract is less attractive to the acquirer. The management burdens are higher because allowable progress, costs and fees must be assessed or determined.

For example, the CPAF contract extends the concept of financial incentive into more subjective areas. The acquirer establishes a number of performance criteria that are difficult to measure quantitatively (such as quality, ease of use, etc). The acquirer and supplier structure incentives based upon subjective

Software Acquisition Management Practical Experience

evaluation of performance using these factors. The fee structure is then established so that there is a base fee and an award amount. The base fee is usually fixed and does not vary as a function of performance. The award fee is used to motivate the supplier to excel in the negotiated areas using the negotiated criteria for performance. The award amount is determined by the award fee board that assesses the supplier's performance relative to the established criteria.

CONTRACTING ADMINISTRATION

Contractual authority is delegated to a contracting officer (CO)/procuring contracting officer (PCO) or the contracting officer's representative (COR). When a change is required to the contract, a Change Order or a Contract Modification is issued by the CO.

CONTRACT DATA

To provide a proper and effective software management environment, appropriate management requirements must be communicated to the supplier. The contract vehicle must be designed to clearly express a vision of final product goals and the development effort requirements. Issues important to managing a software acquisition project should be addressed in the Request-For-Proposal (RFP). Thus, the development of the RFP is the acquirer's first step toward bringing the acquirer and supplier together as a cohesive, high-performance team. The RFP also marks the culmination of the strategic planning process and represents the formal means for communicating the acquirer's requirements to the supplier. The RFP must contain clear and sufficient technical guidance so that the supplier has a definite picture of how the system is envisioned to perform when delivered. It is also important that a technical functional description of software requirements is included and clearly scoped. The success of an acquisition is directly linked to the quality of the RFP [Army 2007].

Establishing sound supplier contractual requirements is the foundation for successful software acquisition and development. During the RFP preparation, the acquisition team must have software expertise in the application domain, software acquisition management, software process, software project management, and software safety to ensure that essential technical data and data rights are acquired to meet the project needs. The RFP process should include a software acquisition team review of the acquisition package.

The RFP should address the following essential elements: 1) Statement of Work (SOW)/Statement of Objectives (SOO), 2) Contract Data Requirements List (CDRL) (DD 1423), 3) System Specification, and 4) Data Rights.

The RFP essential elements are discussed in the following paragraphs.

Statement of Work (SOW)/Statement of Objective (SOO)

The RFP Statement of Work (SOW) or Statement of Objective (SOO) is the primary document for translating management requirements into contractual tasks. It is the basis for communicating management requirements to the supplier. The SOW/SOO defines the tasks required to successfully supply the software that meets the specification requirements. The SOW/SOO must provide sufficient detail to allow the supplier to scope the effort, cost it, and provide a responsive technical solution to the requirements.

The SOW/SOO must also contain tasking information for the preparation of documentation per the *Contract Data Requirements Lists* (CDRL) items. Each tasking statement should reference any applicable CDRL item which will be delivered by that task. The CDRL will be discussed in detail later.

Software Acquisition Management Practical Experience

While the SOW/SOO states the specific tasks to be performed, it must not tell the supplier how to do the required work.

Though not specified in the SOW/SOO, the selection of major software components, *Computer Software Configuration Items (CSCI)*, is a critical process in development. It provides the first step of system design and sets the system management framework.

The SOW/SOO should include but not be limited to the following key software tasking: 1) Software development process, 2) Software management, 3) Software engineering, 4) Tools and environment, 5) Risk management, 6) Technical reviews, and 7) Direct technical visibility

Contract Data Requirements List (CDRL)

Software products (data/artifact/documentation) are absolutely essential for managing the development process. Software products are a natural by-product of the development effort to capture results for each software development activity. The RFP's CDRL is the primary vehicle for acquiring software products from the supplier. The CDRL is a list of authorized data requirements for a specific procurement that forms a part of the contract. It is comprised of either a single DD Form 1423, or a series of DD Form 1423 (individual CDRL forms) containing data requirements and delivery information. The CDRL is the standard format for identifying potential data requirements in a solicitation and deliverable data requirements in a contract. **Subpart 215.470 Estimated Data Prices** of the Defense Federal Acquisition Regulation Supplement (DFARS) requires the use of a CDRL in solicitation when the contract will require delivery of data. The CDRL should be used only to acquire technical data and rights which are essential to meeting the needs of the requiring organization. All CDRL line items should be referenced in the SOW paragraphs describing the supplier software effort. The SOW tasks the preparation of data. The SOW takes precedence over the CDRL in a contract. Therefore, it is essential that the language in the SOW be consistent with and does not conflict with the CDRL in any way. The CDRL line items should be managed by the System Program Office data manager. Special data provisions (such as data rights, warranty, etc.) if required should be identified in the contract via special contract clauses (e.g., DFARS).

Each CDRL should identify the specific applicable Data Item Description (DID). This DID must have been accepted and approved by the acquirer. Assist-Quick Search should be used to access the current DIDs <http://assist.daps.dla.mil/quicksearch>. The DID selected should be used as is, or with non-applicable requirements tailored out (i.e., data requirements cannot be added to, only tailored out of a DID). Tailoring instruction (i.e., "BLK: Delete paragraphs...") are entered in the remarks section (Block 16). The DID should be referenced by the exact identifier and title with reference to any issue or revision identifier. The DID defines the data that the supplier is required to provide, along with delivery instruction.

CDRL submission should be associated with technical review milestones such as Software Specification Review (SSR), Preliminary Design Review (PDR), and Critical Design Review (CDR). This does not mean that other types of data such as software work products will not be required to be prepared. Non-deliverable data must be prepared, but will not require acquirer consent to change it. Data not identified as deliverable should be prepared and evaluated to the established software processes defined in the software plans (i.e., development, configuration management, and quality assurance).

CDRL items should be delivered to the acquirer to allow significant time for the acquirer to perform a detailed review and distribution of the review comments to the supplier prior to the technical design review. *Block 6, Requiring Office* should specify the organization having primary responsibility for

Software Acquisition Management Practical Experience

reviewing the data product and recommending acceptance/rejection of the data. *Block 8, Approval Code* should specify approval of a draft before preparation of the final data item. With a SOO approach, the offerors propose a CDRL list that is tailored to their design. The proposed CDRL line items are then evaluated by the acquirer during proposal evaluation.

Typically software CDRL items include: 1) Software Development Plan (SDP), 2) Software Configuration Management Plan (SCMP), 3) Software Quality Assurance Plan (SQAP), 4) Software Requirements Specification (SRS), 5) Software Detailed Description (SDD), 6) Software Test Plan (STP), 7) Software Test Description (STD), 8) Software Test Results (STR), and 9) Software Version Description (SVD).

Lesson Learned: All software-related contract data requirements on DD Form 1423 contained in the acquisition packages should be prepared by the software acquisition team, reviewed by all applicable distribution addressee organizations, and approved by either the appropriate Project Manager, Program Director or Data Requirements Review Board Chairperson. This activity should be performed prior to action by the Contracting Officer.

System Specification

The System Specification is used to establish top-level technical performance, design, development, integration, and verification requirements for the software intensive system.

Data Rights

Computer software data rights are of great importance to both the acquirer and the supplier. The acquirer must have sufficient rights to enable the use, maintenance, and replication of the computer software data. The supplier wants to ensure that its proprietary rights for computer software developed at company expense are protected in order to maintain its competitive advantage. According to the Federal Acquisition Regulation (FAR), the term “*data*” simply means *recorded information*, including software. “*Computer software*” means computer programs, computer data bases, and the documentation thereof. Policies governing the rights to these data are found in FAR Subpart 27.4-Rights in Data and Copyrights, DFARS Subpart 227.72 – Rights in Computer Software and Computer Software Documentation, Revised June 21, 2005, and DFARS 252.227-7014 –Rights in Noncommercial Computer Software and Noncommercial Computer Software Documentation [DPAP 01].

SOFTWARE ACQUISITION TEAM

Software acquisition management of software intensive systems involves a number of organizations, including the customer or user of the system, the contracting agency or the acquirer of the system, and the supplier (developer) or seller of development products or services. During the establishment of supplier agreements (contract) phase, the acquisition team must consist of software expertise in the application domain, software acquisition management, software process management, software project management, software engineering, and software safety, as needed. A software acquisition management manager should be designated to be responsible for establishing and managing the acquisition. The software acquisition management manager should be knowledgeable and experienced in software engineering including acquisition, development, and process improvement and should be responsible for coordinating the scope of technical software work and the terms and conditions of the contract with the affected parties. The appropriate business function groups, such as finance, contracts, and legal, should establish and monitor the terms and conditions of the contract.

Software Acquisition Management Practical Experience

Table 3 depicts examples of the author's software acquisition management roles for the C-130 AMP, FAA NAS Plan programs and LMAS C-130J.

Table 3 Examples of the Author's Software Acquisition Management Roles

<i>Programs</i>	<i>Software Acquisition Management Roles</i>
Air Force C-130 AMP	Systems software subject matter expertise for the following Integrated Product Team: 1) Avionics Operational Flight Program (OFP) Software, 2) Systems Integration Facility (SIF), and 3) Systems Requirements Design & Test
FAA NAS Plan (AAS)	System Development Manager responsible for software, hardware, and testing
FAA NAS Plan (TDWR)	System Program Office software lead and software formal qualification test director
FAA NAS Plan (MLS)	Software acquisition management subject matter expert
FAA NAS Plan (RCE)	Software acquisition management subject matter expert
LMAS C-130J	Software supplier management manager

The software acquisition team should have adequate resources and funding to perform the acquisition activities. The software acquisition manager and other individuals who are involved in the acquisition process should be trained to perform the acquisition activities. Examples of training should include:

- Basic Software Acquisition Management: a) Preparing and planning for software acquisition, b) Evaluating supplier's software process capability, c) Evaluating supplier's software estimates and plans, d) Selecting suppliers, e) Managing the acquisition
- Intermediate Software Acquisition Management
- Advanced Software Acquisition Management

The software acquisition team should receive orientation in the technical aspects of the project. Examples of orientation should include: 1) Application domain, 2) Software technologies being applied, 3) Software tools, 4) Methodology, and 5) Processes, Procedures, and Standards being used.

SOFTWARE DEVELOPMENT ENVIRONMENT

Software intensive systems software products result from a software engineering process that integrates all software engineering activities to produce correct, consistent software products effectively and efficiently. Software engineering has been defined as "the disciplined application of engineering, scientific, and mathematical principles, methods, and tools to the production of quality software" [Humphrey 1989]. Its domain includes activities such as planning, estimating, modeling, designing, implementing, testing, maintaining, and managing.

ACQUIRER/SUPPLIER RELATIONSHIP

The relationship of the acquirer's organization program management, software acquisition management, supplier's organization software development management, software engineering, software configuration management (CM), and software quality assurance (QA) for a software environment is shown in Figure 1.

The acquirer organization program manager (PM) is responsible for the life cycle management of the system or end-item. The PM has full authority, responsibility, and resources to execute the acquisition program. Software acquisition management is the process of assembling the software requirements for the system, planning the software activities, supporting acquiring the supplier, monitoring and controlling the software implementation.

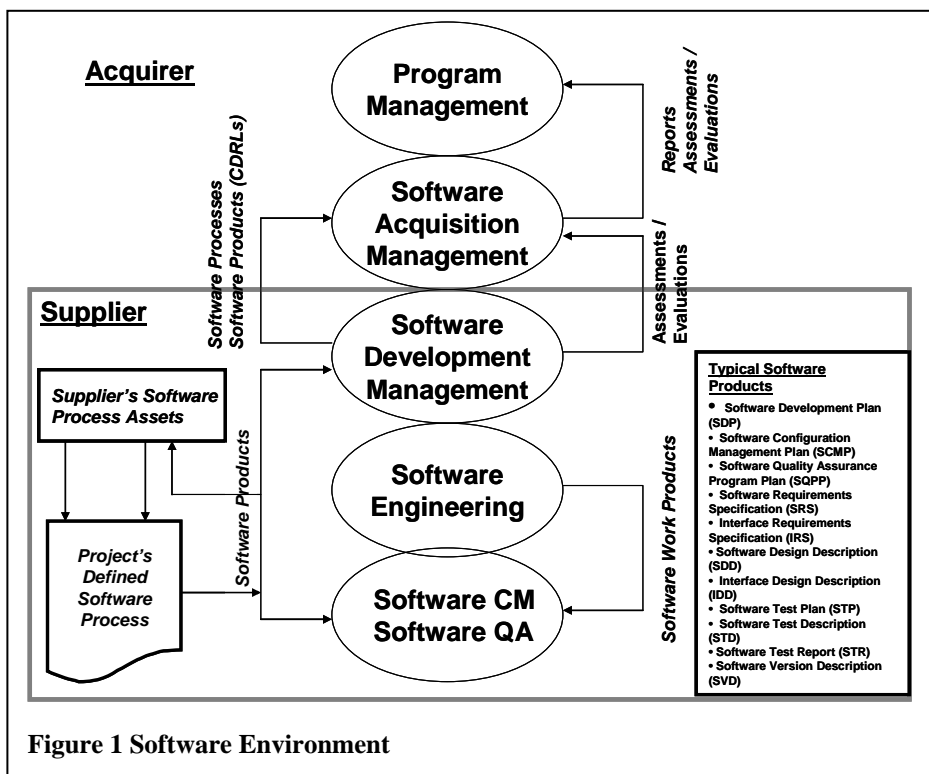
The supplier's organization for software development management, sometimes called the Software Project Management-Software Integrated Product Team (IPT), is headed by a manager who is responsible for the software project planning, managing, tracking, and oversight. The software development manager

Software Acquisition Management Practical Experience

is the single point of contact for the acquirer's software acquisition management. Software development management involves project planning which includes developing estimates for the work to be performed, establishing the necessary commitments, and defining the plans to perform the work.

The planning process includes steps to: 1) Estimate the size of the software work products and the resources needed, 2) Produce a schedule 3) Identify and assess software risks and 4) Negotiate commitments.

Software development management provides visibility into actual progress so that the supplier management and the acquirer software acquisition management can take effective actions when the software project's performance deviates significantly from the software plans. Software development management tracking and oversight tasks involve tracking and reviewing the software accomplishments and results against documented estimates, commitments, and plans; and adjusting these plans based on the actual results.



Software engineering involves building and maintaining the software product using the project's defined software process and appropriate methods/tools. The software engineering tasks include analyzing the system requirements allocated to software, developing the software requirements, developing the software architecture, designing the software, implementing the software in the code, integrating the software components, and testing the software to verify that it satisfies the specified requirements. During the software development life cycle, software products are developed.

The supplier performs software product peer reviews, management review and approval, and places the software products under developmental configuration control prior to delivering the software products (CDRL Items) to the acquirer for assessment. Figure 1, depicts typical software products.

Software configuration management (CM) establishes and maintains the integrity of software work products throughout the project's software life cycle. The CM task involves software configuration identification, configuration change control and maintenance of the integrity and traceability of the configuration. The work products placed under software configuration management include the software products that are delivered to the acquirer and the items that are identified with or required to create these software products (e.g., compiler, build procedures).

Software quality assurance (QA) provides staff and management with objective insight into the software processes and associated software work products. The QA task involves reviewing and auditing the

Software Acquisition Management Practical Experience

software products and activities to verify compliance with the applicable procedures and standards to provide the software project and other appropriate managers with the results of these reviews and audits.

The intersection between software project manager and software acquisition is at the project management level because software acquisition includes this level as well as lateral and higher levels of management. Software acquisition management provides the software development visibility to program management. Typical work products include: supplier progress reports/performance measures and assessments/evaluation reports.

SUPPLIER SOFTWARE PROCESS DEFINITION

The supplier's organization should establish and maintain a set of software process assets. The supplier's software development project should develop a defined software process by tailoring the organization's standard software process per the supplier's documented procedure. The supplier's procedure typically should specify that a software life cycle model is selected from among those approved by the organization, to satisfy program contractual and operational constraints using the guidelines established by the organization. After the supplier's software development project has established a defined software process, the supplier should develop the project's software plans (i.e., software development plan, software configuration management plan, and software quality assurance plan), which describe the use of the project's defined software process.

The supplier's software development plan (SDP) should establish the plans for conducting a software development effort. The term "software development" is meant to include new development, modification, reuse, reengineering, and all other activities resulting in software products. The SDP should provide the acquirer with:

- Insight into the processes to be followed for software development
- A tool for monitoring the processes to be followed for software development
- Methods to be used
- Approaches to be followed for each activity
- Project schedules, organization, and resources
- Procedures for performing general software development activities

The SDP should provide general plans for software development and for performing detailed software development activities. The SDP should also include schedules, an activity network, project organization and resources.

The software development environment should also be augmented by management methods and practices such as measuring and monitoring progress, judging the quality of the product, validating the deliverable products against contractual requirements, and conducting technical reviews. These activities provide the information that managers need to control software acquisition. They provide a means of communication among all personnel involved in developing and managing the project. They also provide checkpoints, commonly called quality gates, by which interim deliveries can be checked and quality can be assessed. These practices ensure that the software product is properly built and satisfies the contractual requirements.

TECHNICAL PERFORMANCE ASSESSMENTS

Software acquisition is a collaborative process between the acquirer and the supplier. Gaining adequate visibility into the supplier's defined software process, plans and software products (artifacts) is key to

Software Acquisition Management Practical Experience

technical performance assessments. The acquirer must have all the artifacts necessary to ensure that the program is proceeding as it should. Assessment techniques provide visibility into the quality and reliability of the software products. This section discusses the key technical performance assessment activities performed after the contract is awarded. It also discusses the essential contractual requirements that allow adequate visibility into the supplier's defined software process and products.

The key technical performance assessment activities are: Software Process Assessments, Progress Assessment, and Product Assessment. Each key technical performance assessment is discussed in the following paragraphs.

SOFTWARE PROCESS ASSESSMENTS

The acquirer should conduct software process assessment activities to verify that software management, software configuration management, and software quality assurance activities and products are in compliance with contractual requirements and in accordance with the supplier's documented defined software process and plans such as the Software Development Plan (SDP), Software Configuration Management Plan (SCMP), and Software Quality Assurance Program Plan (SQAPP). The results should be analyzed to detect issues and to identify risks to the program.

The contract should provide the mechanism to allow the acquirer to access the supplier's defined software process and artifacts to gain insight into the supplier's software management, software configuration management, and software quality assurance processes and products.

PROGRESS ASSESSMENTS

Reviews should be held to allow the acquirer to determine progress, status, surface issues, and to provide feedback to the supplier. The key focus should be "what is done and the product being built". There are normally two general types of reviews, formal and informal. Formal reviews, such as technical reviews, are those mandated by the selected development methodology or contractual requirements. Informal reviews are those conducted by the supplier such as peer reviews and walkthroughs.

Formal reviews should be structured around well defined procedures and objectives and coupled with realistic project milestones. Formal reviews should consist of: Program Management Reviews, Technical Interchange Reviews (TIM), and In-Process Reviews (IPR). TIMs should be conducted periodically by the supplier's IPTs to allow the acquirer to gain visibility into the development progress, product quality, and to discuss issues/candidate risks. Items to be considered should include, but not be limited to: 1) accomplishments, 2) issues, 3) risks, 4) upcoming events, and 5) schedule. IPRs should be conducted to review in-process work products in order to improve the process, product quality, and to provide feedback.

SOFTWARE PRODUCTS ASSESSMENT

As discussed previously, software products are essential for managing the development process and development of quality software. Software products should be prepared throughout the development lifecycle to capture the results of each software management and engineering activity. Prior to exiting each development phase, the supplier should perform software product evaluation and place the software product under configuration control prior to delivering the software product to the acquirer.

For software management and engineering tasks, the SOW should specify the preparation and delivery of software products in accordance with the CDRL item. CDRL items should be delivered to the acquirer to

Software Acquisition Management Practical Experience

allow significant time for a detailed review and distribution of the review comments prior to the design review.

The acquirer should establish a process for reviewing the software products and the disposition of review comments. The review comments should identify the discrepancy, provide a recommendation, and recommend acceptance/rejection of the data item.

SOFTWARE TEST EVALUATION

The development of software involves a series of production activities in which opportunities for human induced software errors are enormous. Errors may begin at the very inception of the process, where the software requirements may be erroneously or imperfectly specified, as well as later in the design and coding phases. Because of this likelihood of human error producing errors in software development, the development process is accompanied by a quality assurance activity – *Software Testing*. Software testing is a critical element of software quality assurance and represents the ultimate evaluation of the software requirements, design, and coding [Jones 1993-1].

As software is developed, errors are introduced due to many sources such as human mistakes, complexity, modularity, and ambiguous requirements. Studies have established conclusively that software testing can make the product more reliable and usable [Musa 1987] [Dunn 1984]. Studies have shown that between 46 percent [Endres 1975] and 60 percent [Voges 1979] of all software errors originate in the software requirements analysis phase. Software testing is the software quality assurance technique used to evaluate the “as-built” software product to ensure that the probability of failure due to latent errors is low enough for acceptance. Software testing cannot by itself provide an assurance of failure-free operations. Defects should be removed at the earliest opportunity. For example, a requirement defect (ambiguous or erroneous specification of the functions to be performed) propagated to the design phase results in designer labor expended on work that will have to be redone. Software testing is the last opportunity to remove latent defects before the product baseline is established.

There are typically three levels of software testing performed by the supplier – *Unit Testing*, *Integration Testing*, and *Formal Qualification Testing (FQT)*. Approximately 65 percent of all errors can be caught in Unit Testing, which is dominated by path testing. Software testing should be specified in the Contract Statement of Work (SOW) and in the supplier’s defined software process and software development plan. Testing criteria, regression testing strategy, adequacy of testing (levels), strategy (functional, structural), and test coverage should be documented in the Software Test Plan (STP) in accordance with the Contract SOW CDRL peculiar Data Item Description (DID) and reviewed with the acquirer.

For each level of software testing, test readiness criteria should be established. Examples of criteria to determine test readiness include:

- Software “as-built” units have successfully completed a code peer review and unit testing before they enter integration testing.
- The software “as-built” has successfully completed integration testing before it enters FQT.
- A Test Readiness Review (TRR) is held.

The supplier should perform software testing with the intent of finding errors. Classes of tests such as timing tests, erroneous input tests, and maximum capacity tests should be performed. The acquirer software acquisition team should witness all formal testing

Problem Reporting/Tracking

The supplier should document problems identified during FQT and track the *problem report* (PR) to ensure closure in accordance with the supplier's software defined process. The supplier should apply a priority classification in accordance with the supplier's defined software process to all problems detected in the deliverable software and its documentation that has been placed under developmental configuration control. The supplier should collect and analyze data on problems identified during the FQT and in peer reviews in accordance with the supplier's defined software process.

The supplier's Configuration Control Board should analyze the PR to determine the impact to the work product, related work product, and schedule/cost. The acquirer and supplier should monitor the closure of PRs to determine the impact to the software release milestone. A PR will typically go through a number of states from the time it is reported until its closure such as analysis required, in-worked, and verified.

When the PR is generated, the supplier should record the PR in the *Change Control System* in accordance with the supplier's defined software process. The Change Control System should include the storage media, the procedures, and tools for recording and accessing PRs. During the PR closing process, each state should correspond to a milestone which provides the acquirer and the supplier visibility of each PR's progress, i.e., how many PRs have been reported, how many PRs are pending, and how many PRs are closed.

The supplier should report the progress of each PR and discuss the PR analysis results at the Technical Interchange Meetings (TIMs). The supplier should provide the acquirer access to the Change Control System and PR analysis. The Change Control System information should be used to determine the aspects of software engineering needing improvement and how effective previous analyses and testing have been.

How Much Testing is Enough?

Considering that complete test coverage is generally not possible [Jones 1993-1], the acquirer and supplier face a difficult question in deciding when to release the software. The acquirer and supplier should mutually agree on completion criteria such as completion of an arbitrary number of test runs with no open priority 1 (HIGH) and 2 (MEDIUM) severity problem reports. During the test planning activity, the acquirer and supplier should establish a failure intensity objective (FIO) using a software reliability growth model such as Time-Between-Failure Models or an Error-Count Model. The failures should be used with the software failure model to determine that the FIO has been met-the software is acceptable.

REQUIREMENTS MANAGEMENT

During the development life cycle, requirements change for a variety of reasons – additional requirements are derived or changes are made to the existing requirements. The supplier should manage changes to the requirements as they evolve and identify any inconsistencies that occur among the plans, work products, and requirements. It is essential to manage these additions and changes efficiently and effectively. To effectively analyze the impact of the changes, it is necessary that the source of each requirement be known and the rationale for any change be documented. The supplier should track measures of requirements volatility to determine whether new or revised controls are necessary.

Traceability is one of the essential activities of requirements management. Traceability ensures that the right products are being built at each phase of the software development life cycle to trace the progress of that development and to reduce the effort required to determine the impacts of requested changes. The

Software Acquisition Management Practical Experience

supplier should establish and maintain *bidirectional traceability* between source requirements and all products in accordance with the CDRL in a requirements database using a requirements tool such as Telelogic *Dynamic Object-Oriented Requirements Systems (DOORS®)* and Serena Software, Inc. *Requirements Traceability Management (RTM)*.

Forward traceability ensures proper direction of the evolving product (the right product is being built) and indicates the completeness of the subsequent implementation. For example, during system architectural design, the supplier should conduct analysis to determine the allocation of the requirements in the system specification to system components [i.e., Hardware Configuration Items (HWCI)s, Computer Software Configuration Items (CSCI)s, and manual operation]. Each component should be assigned a project-unique identifier. The acquirer should ensure that the requirement traceability shows forward traceability from each system requirement to the system component (i.e., CSCI) that implements that requirement. Forward traceability should be performed during the product development life cycle. The acquirer should ensure that the requirements traceability shows that all system and software requirements allocation to design, code, and test.

Backward traceability helps ensure that the evolving product is not expanding the scope of the project by adding design elements, code, test or other work products that are not specified in the requirements. For example, during software requirements analysis, the acquirer should ensure that backward requirements traceability is shown from each CSCI requirement to the system requirement that it addresses. During software design, the acquirer should ensure that the backward requirements traceability is shown:

- From each software component identified to the CSCI requirements allocated
- From each test identified to the CSCI requirements and, if applicable, the system requirements that it addresses
- From each test case to the CSCI requirements or system requirements it addresses

Benefits of bidirectional requirements traceability include the ability to:

- Analyze the impact of a change to all work products affected by a changed requirement and to all requirements affected by a change or defect in a work product
- Assess current status of the requirements and the project to identify missing requirements.

RISK MANAGEMENT

Studies have shown that technical performance, cost, and schedule risks are inherent in delivering high-quality, highly-reliable software intensive systems within cost and schedule constraints [GAO 1999]. Some projects are even canceled before any products are delivered. Programs are planned to succeed. They are planned to produce the product in accordance with the contract and within cost and schedule constraints. However, there are many obstacles to their success. One key obstacle is the inability to see cost and schedule issues as symptoms of a more fundamental problem such as unforeseen software size growth, requirements growth, the ability to determine the complexity of the product, and the ability to perform.

This underlying problem is often an unresolved technical risk. It occurs because programs are unable to cope with technical risk in the development process. In the 1986 General Accounting Office (GAO) report entitled *Technical Risk Assessment: The Current Status of DOD Efforts* [GAO1986], the GAO reported that:

® DOORS is a trademark of Telelogic AB.

Software Acquisition Management Practical Experience

“Technical risks are inherent in the development of new weapon systems, whose advanced performance requirements may exceed the capabilities of current technology. Not to anticipate technical risk before and during the development process creates the potential for schedule and cost problems and, more, the possibility that a system will fail to meet its design specifications and will not function as intended.”

There are two factors that comprise a risk: Probability or likelihood that it will occur and loss resulting from its occurrence. Therefore, risk is a part of any activity and can never be eliminated, nor can all risks ever be known. Risk in itself is not bad; risk is essential to progress, and failure is often a key part of learning. However, we must learn to balance the possible negative consequences of risk against the potential benefits of its associated opportunity.

Technical risk is the possibility that the application of software engineering theory, principles, and techniques will fail to yield the desired software product. Technical risk is comprised of the underlying technological factors that may cause the final product to be: 1) Overly expensive, 2) Delivered late, and 3) Unacceptable to the acquirer.

Risk management is becoming recognized as a best practice for reducing the surprise factor. There are many models for managing risk. A systematic risk management process must have a set of practices, which must be performed to manage project risks. To improve the efficiency and effectiveness of the Air Force acquisition processes and software management, the Air Force expects the acquisition communities to address Risk Management throughout the life cycle of the acquisition program [DoD 2004].

The acquiring organization should establish a risk management model to define a systematic process for managing a project's risks. The model should consist of a number of functions that are performed as continuous activities throughout a project life cycle. The risk management model practices should include: 1) Identify, 2) Analyze, 3) Plan, 4) Track, 5) Control, and 6) Communicate and Document. [Van Scoy 1992] A consistent format for risk statement should be established to allow rapid recognition of the impact or consequence to be avoided and to show causes or conditions that need to be eliminated or reduced to avoid the consequence.

PERFORMANCE MEASUREMENTS

Performance measurement is a key to managing and producing quality software and is an essential element of software development process improvement [Humphrey 1989]. Software development is often out-of-control. Mr. Thomas DeMarco (the author of *Controlling Software Projects*) asserts that “*You cannot control what you cannot measure*” [DeMarco 1982]. The acquirer and supplier should use performance measurements as software management and quality indicators (metrics) to augment conventional acquisition and development reports. As mandated by Section 804 of the National Defense Acquisition Act, “*metrics for performance measurement and continual process improvement*” is a requirement [Section 804-2003].

Performance measurements should be captured to document actual-versus-planned activities and to identify problems in development. For tracking key criteria, metrics should be selected that are directly measurable during development to evaluate progress and identify significant predictors of the final project success or failure [Jones 2004]. The acquirer and supplier should mutually agree on and implement selected performance measurements to provide management visibility into the software development and acquisition process. For example, Tom DeMarco, in his book *Controlling Software Projects*, states that metrics should be measurable, or quantifiable; independent from influence by project personnel; accountable, in that the data can be collected; and precise, in that the degree of exactness can be specified.

Software Acquisition Management Practical Experience

Watts S. Humphrey, in *Managing the Software Process*, states that metrics should be objective (versus subjective), explicit (versus derived), absolute (versus relative), and dynamic (versus static).

Performance measurements should be selected to provide insight into four key acquisition areas:

- *Process*. Provides insight into the software development processes and how it is working.
- *Product*. Measures the quality of the product (e.g., frequency of requirement changes, number of problems, number of review comment discrepancies, etc.).
- *Project*. Progress-oriented measures (e.g., schedule attainment, CDRL delivery, etc.).
- *Productivity*. The rate at which the work is progressing.

Performance measurements selected should provide a top-level overview of the software development progress and an early-warning mechanism for detecting software quality problems. These performance measurements should provided feedback to the project to refine the process and contribute to positive control. The acquirer should use performance measurements for escalating the discussion of progress and status to the supplier and the acquirer's System Program Office (SPO).

Typical acquirer and supplier performance measurements should include:

- Software Size – estimated and tracked at the CSCI level (Source-Line-Of-Code)
- Cost/Schedule Deviation –tracking and assessment using cost/schedule control system criteria
- Schedule Progress – estimate related to the size estimates of work products and major milestones
- Software Development Progress –tracks software activities (e.g., software requirements analysis, design, implementation, etc.)
- Software Formal Qualification Testing (FQT) Progress – determines the supplier's ability to maintain the software FQT progress and the degree to which the “as-built” software satisfies the requirements
- Software Requirements Stability – degree to which changes in the requirements affect the implementation effort
- Computer Resource Utilization – tracks changes in the estimated/actual use of execution time and memory utilization in a worst case processing load
- Software Product Review Item Discrepancies – number of discrepancies generated during the product evaluation

SUMMARY

Successful development and acquisition of software is paramount for acquiring software intensive system programs. The quality of any software product is the direct result of acquisition and development management techniques, controls, processes, and tools. This paper has discussed the key success elements in software acquisition and development: 1) the contract, 2) software acquisition team, 3) software development environment, 4) technical performance assessments, 5) software test evaluation, 6) requirements management, 7) risk management, and 8) performance measurements.

This paper has shown that software acquisition management techniques such as technical performance assessments can be used to ensure compliance with techniques, control, processes and to verify software product quality. Performance measurements have been shown as effective tools for monitoring cost, schedule, technical performance, and quality. As previously discussed, performance measurements are useful in identifying deficiencies in the software development processes and products, in providing a vehicle for process improvement, and as pivotal predictors of final project success or failure.

Software Acquisition Management Practical Experience

To ensure the highest probability of success, the acquirer and supplier must be comparable in software management and engineering experience, and process capability/maturity. Both must have a team risk and metric approach, and possess the ability to execute the plan. The acquirer's management processes, practices, and resultant decisions can negatively impact the supplier's processes and product quality.

This paper has shown that by proficiently detailing the contractual requirements, applying highly skilled qualified acquirer personnel, effectively assessing the supplier's technical performance through processes and products, participating in management and technical design reviews, participating in software testing, measuring performance and managing risk, the acquirer can make the supplier's software development process more efficient and effective.

There are many parallel and related efforts underway that address or mandate improvement in the acquisition of software products:

- Public Law 107-314 Section 804 of the National Defense Authorization Act, released in December 2002 [Section 804-2003]
- Clinger-Cohen Act: initiatives such as Software Assurance and Open Architecture
- The best practice model Capability Maturity Model Integration (CMMI) for Acquisition

REFERENCES

URLs are valid as of the publication date of this document.

- Army 2007 *Army Source Selection Manual*, Office of the Assistant Secretary of the Army, Feb 07
<http://www.acanrhq.army.mil/library/Army%20Source%20Selection%20Manual.pdf>
- Boehm 1987 Boehm, B., “*Industrial Software Metrics Top Ten List*”, IEEE Software, September 1987.
- CMMI 2006 CMMI Product Team. *CMMI for Development, Version 1.2*, CMMI-DEV, V1.2, CMU/SEI-2006-TR-008, ESC-TR-2006-008, August 2006, Carnegie Mellon Software Engineering Institute, Pittsburgh, PA
<http://www.sei.cmu.edu/pub/documents/06.reports/pdf/06tr008.pdf>
- CMMI-AM 2005 Thomas Bernard, Brian Gallagher, Roger Bate, Hal Wilson. CMMI Acquisition Module (CMMI-AM), Version 1.1, CMM/SEI-2005-TR-011, ESC-TR-2005-011, May 2005.
<http://www.sei.cmu.edu/pub/documents/05.reports/pdf/05tr011.pdf>
- DAPA 01 Defense Acquisition Performance Assessment Report, January 2006, A Report by the Assessment Panel of the Defense Acquisition Performance Assessment Project for the Deputy Secretary of Defense.
- DeMarco 1982 DeMarco T., *Controlling Software Projects*, Prentice Hall, New York, 1982.
- DOD-STD-2167A *MILITARY STANDARD Defense System Software Development*, 29 February 1988 (Canceled)
- DPAP 01 Office of the Under Secretary of Defense for Acquisition Technology and Logistics, Defense Procurement and Acquisition Policy, <http://www.acq.osd.mil/dpap/dars/dfars/>
- DUNN 1984 Dunn, R. H., *Software Defect Removal*, McGraw-Hill, New York, 1984.
- ENDRES 1975 Endres, A., *An Analysis of Errors and Their Causes in System Programs*, IEEE Transactions in Software Engineering SE-1, 2, June 1975.
- EVMS 2002 American National Standards Institute / Electrical Industries Association, Earned Value Management System (EIA-748-A), Washington, D.C., 2002
- FAA 1995 FAA Type Certification Process, March 2, 1995
[http://www.airweb.faa.gov/Regulatory_and_Guidance_Library/rgOrders.nsf/0/832744411e40d71486256f8e0076a146/\\$FILE/Order8110-4.pdf](http://www.airweb.faa.gov/Regulatory_and_Guidance_Library/rgOrders.nsf/0/832744411e40d71486256f8e0076a146/$FILE/Order8110-4.pdf)
- G490405 Software Development Plan for the Terminal Doppler Weather Radar (TDWR), G490405, Rev A, 5 March 1991.
- GAO 1986 Government Accounting Office. *Technical Risk Assessment: The Current Status of DOD Efforts*, GAO/PEMD-86-5, Government Accounting Office, Washington, D.C. , 1986

Software Acquisition Management Practical Experience

- GAO 1999 (U.S. General Accounting Office, “High Risk Series: An Update. “GAO/HR-99-1. Washington, D.C.:GAO, Jan. 1999. <http://www.gao.gov/pas/hr99001.pdf>).
- Haley 1995 Haley, T., et al. “*Raytheon Electronic Systems Experience in Software Improvement.*” CMU/SEI-95-TR-017. Pittsburg, PA: Software Engineering Institute, Nov 1995.
- Humphrey 1989 Humphrey, Watts S., “*Managing the Software Process*”, Addison-Wesley Publishing Company, 1989.
- Jones 1990 *Software Acquisition Management: Managing the Acquisition of Terminal Doppler Weather Radar (TDWR) System Software Design*, Department of Commerce, 1990.
- Jones 1992 *Software Acquisition Management: Managing The Acquisition of Computer Software Using DOD-STD-2167A*, Proceeding of the 37th Air Traffic Control Association Fall Conference, 1992.
- Jones 1993 *Software Metrics Effectiveness in Software Acquisition Management*, Proceeding of the 38th Air Traffic Control Association Fall Conference, October, 1993.
- Jones 1993-1 *Software Testing: Methods and Techniques*, Proceeding of the 38th Air Traffic Control Association Fall Conference, October, 1993.
- Jones 1999 *Estimating Software Size, Cost, and Schedule: Mission Success Through Life Cycle Processes*, 1999 Joint ISPA/SCEA Conference, 1999.
- Jones 2004 *Mission Success – Estimating Software Development*, 26th Annual International Society of Parametric Analysts International Conference in Frascati, Italy (Models Track, 11 May 2004) http://www.ispa-cost.org/2004_conf_toc.htm
- Jones 2004-1 *Successful Acquisition of FAA Terminal Doppler Weather Radar*, Third Annual Conference on the Acquisition of Software-Intensive Systems (Experience Track, 26 January 2004) <http://www.sei.cmu.edu/programs/acquisition-support/conf/2004-presentations/jones.pdf>
- MIL-STD-1521B *MILITARY STANDARD Technical Reviews and Audits For Systems, Equipments, and Computer Software*, 4 June 1985 (Canceled)
- MUSA 1987 Musa, J., Iamino, A., and Okumoto, K., *Software Reliability: Measurement, Prediction, Application*, McGraw-Hill, 1987.
- NDIA 2005 National Defense Industrial Association (NDIA) Program Management Systems Committee (PMSC) ANSI/EIA-748-A Standard for Earned Value Management Systems Intent Guide
- OIG 1998 Office of Inspection General, *Audit Report, Advance Automation System, Federal Aviation Administration*, Report Number: AV-1998-113, Date Issued: April 15, 1998, <http://www.oig.dot.gov/StreamFile?file=/data/pdfdocs/av1998113.pdf>
- RTCA 1992 RTCA/DO-178B, “*Software Considerations in Airborne Systems and Equipment Certification*”, December 1, 1992.
- Sea 1995 *IEEE Names Raytheon Leader In Software Industry*, Sea Technology Ocean Engineering, 1995
- Section 804-2003 U.S. Congress. “National Defense Authorization Act for Fiscal Year 2002”, Calendar No. 163, 107th Congress, 1st Session, S. 1438. Washington, C.C., 2001

Software Acquisition Management Practical Experience

- STSC 01 <http://www.theorator.com/bills107/s1438.html>
Guidelines for Successful Acquisition and Management of Software-Intensive System: Weapon Systems Command and Control Systems Management Information Systems, DEPARTMENT OF THE AIR FORCE Software Technology Support Center, Version 3.0, May 2000.
- Van Scoy 1992 Van Scoy, Roger L., *Software Development Risk: Opportunity, Not Problem* (CMMU/SEI-92-TR-30, ADA258743), Software Engineering Institute, Pittsburgh, 1992.
- VOGES 1979 Voges, U. and Taylor, J. R., *A Survey of Methods for the Validation of Safety-Related Software* (presented at the IFAC Workshop on SAFECOMP-1979, Stuttgart: May 16, 1979)

ABOUT THE AUTHOR

Mr. James E. Jones has 40 years military and commercial software-intensive systems experience in software acquisition management, process improvement, project management, systems integration, independent validation and verification, software development, software sustainment, and formal qualification testing. Mr. Jones was a key participant in the development of MIL-STD-2167A *Defense System Software Development, Guide to the Software Engineering Body of Knowledge*[®], and *Adapting CMMI*[®] for Acquisition Organizations: A Preliminary Report.

Currently, Mr. Jones is providing software systems engineering support to the United States Air Force for the C-130 Avionics Modernization Program (AMP) modernization of the C-130 fleet. He served as Lockheed Martin Aeronautical Systems (LMAS) Supplier Software Manager for the C-130J Hercules Air Vehicle Supplier Operational Flight Program (OFP) Software. Mr. Jones provided software acquisition management support to the FAA's multi-billion-dollar NAS Plan Modernization Program (now the *Capital Investment Plan*) under the Systems Engineering and Integration Contract for multiple programs. He served as a software subject matter expert for several FAA NAS Plan Modernization Programs and provided a deposition for contract termination.

Mr. Jones served as the Software Engineering Process Group (SEPG) lead, developed and trained organization-wide software processes and helped organizations achieve Software Engineering Institute (SEI⁶) Capability Maturity Model (CMM[®]) Level 3.

Mr. Jones earned a BS in Mathematics from Tuskegee Institute and pursued an MBA at Florida Institute of Technology. He is co-inventor of US patent 4451702. May 29, 1984., US patent 4479034. October 23, 1984.

SELECTED PUBLICATIONS AND PRESENTATIONS

- *Process Improvement in a Small Company*, Proceedings of the First International Research Workshop for Process Improvement in Small Settings, October 2005.
<http://www.sei.cmu.edu/pub/documents/06.reports/pdf/06sr001.pdf>
- *Successful Acquisition of FAA Terminal Doppler Weather Radar*, Third Annual Conference on the Acquisition of Software-Intensive Systems (Experience Track, 26 January 2004).
<http://www.sei.cmu.edu/programs/acquisition-support/conf/2004-presentations/jones.pdf>
- *Mission Success: Estimating Software Projects*, The International Society of Parametric Analysts, 26th Annual Conference, May 10-12, 2004.
- *Estimating Software Size, Cost, and Schedule: Mission Success Through Life Cycle Processes*, 1999 Joint ISPA/SCEA Conference, 1999.
- *Conforming to ISO 9001: A Mission Success Solution to Product Development*, Lockheed Martin Management and Data Systems, 1997.
- *Estimating Software Development Size, Cost, and Schedule*, Lockheed Martin Engineering Process Improvement, 1994.

[®] Registered in U. S. Patent office

[®] CMMI is registered in the U.S. Patent and Trademark Office by Carnegie Mellon University.

⁶ The Software Engineering Institute (SEI) is a federally funded research and development center sponsored by the U. S. Department of Defense and operated by Carnegie Mellon University.

[®] CMM and CMMI are registered in the U. S. Patent and Trademark Office by Carnegie Mellon University.

Software Acquisition Management Practical Experience

- *The Road to Mission Success Delivering Quality Software within Cost and Schedule*, Martin Marietta Communications Systems, Camden Connection, 1994
- *Software Metrics Effectiveness in Software Acquisition Management*, 38th Air Traffic Control Association Fall Conference, 1993.
- *Software Testing: Methods and Techniques*, 38th Air Traffic Control Association Fall Conference, 1993.
- *Software Acquisition Management: Managing The Acquisition of Computer Software Using DoD-STD-2167A*, 37th Annual Air Traffic Control Association Conference Proceedings, November, 1992.



"Technology: Advancing Precision"
20-23 April 2009 Salt Lake City, Utah

Support Systems Associates, Inc.

800 Park Drive

Warner Robins, GA 31088

Software Acquisition Management Practical Experience



James E. Jones

Enabling organizations to achieve mission success through best practices and domain expertise

22 April 2009 – Track 6, Topic: Competitive Modeling



Content

Support Systems Associates, Inc.

800 Park Drive

Warner Robins, GA 31088

- Objectives
- Programs Overview
- Software Acquisition Challenges
- Key Acquisition Elements
 - ❑ The Contract
 - ❑ The Acquisition Environment
 - ❑ Requirements Management
 - ❑ Risk Management
 - ❑ Technical Performance Assessments
 - ❑ Software Test Evaluation
 - ❑ Performance Measurements
- Summary



Objectives

Support Systems Associates, Inc.

800 Park Drive

Warner Robins, GA 31088

- Provide **Key Acquisition Elements** for enabling delivery of quality software within cost and schedule
 - ▣ The Contract, The Acquisition Environment, Requirements Management, Risk Management, Technical Performance Assessment, Software Test Evaluation, and Performance Measurements

- Provide detailed **Practical Examples** from major military and commercial programs

- Illustrate how **Software Engineering Advisory and Assistance Services** help organizations achieve their objectives and advance the practice of software development

Knowledge of failure helps lead to success



Programs Overview

Support Systems Associates, Inc.

800 Park Drive

Warner Robins, GA 31088

- U.S. Air Force C-130 Avionics Modernization Program (AMP)
- Lockheed Martin C-130J Hercules Program
- U.S. Federal Aviation Administration (FAA) National Airspace System (NAS) Plan Programs



U.S. Air Force C-130 AMP

Support Systems Associates, Inc.

800 Park Drive

Warner Robins, GA 31088

➤ Contract

- ❑ July 2001 (F33657-01-C-0047) Engineering and Manufacturing Development (EMD) (\$485 million **Cost-Plus-Award Fee [CPAF]**)
- ❑ The Boeing Company
- ❑ Acquisition Category (ACAT-1D)

➤ Statement of Work

- ❑ Design, development, test, and installation of a modern glass cockpit and new avionics systems for US Air Force's **519** C-130 fleet of 15 different Mission Design Series (e.g., Combat Delivery, Tanker, Combat Talon, Gunship H, Gunship U, etc.)



U.S. AIR FORCE



Source: Global Security.org

➤ Key Features

- ❑ Six digital displays, proven Flight Management System, avionics systems which meets Communications Navigation Surveillance/Air Traffic Management (CNS/ATM)
- ❑ Two fully redundant Mission Processors to provide system control, system monitoring, data bus and discrete control, and integrated diagnostics



Examples of Contract Changes

Support Systems Associates, Inc.

800 Park Drive

Warner Robins, GA 31088

EMD Engineering Change Proposals (ECP) Examples

- ECP 1302 \$200 million Cost-Plus Award Fee Restructure due to funding reduction in FYs 03/04 resulting in two year delay
<http://www.dtic.mil/descriptivesum/Y2007/AirForce/0401115F.pdf>
- ECP 0303 \$58 million Cost-Plus Award Fee, Special Operations Forces (SOF) accelerated, two Talons NLT CY08 <http://www.defenselink.mil/contracts/contract.aspx?contractid=2753>

EMD Contract – Statement of Work Changes Examples

- Software Integration
 - Conduct supplier design review [*Software Specification Review (SSR)*, *Preliminary Design Review (PDR)*, and *Critical Design Review (CDR)*]
 - Prepare *interface design description (IDD)* in accordance with Contract Data Requirements List (CDRL) No. A015
 - Contractor shall perform both static and dynamic analysis for each flight critical CSCI in the AMP C-130 aircraft flight management system



Examples of Activities¹

Support Systems Associates, Inc.

800 Park Drive

Warner Robins, GA 31088

- Sep 19, 2006, C-130H2 (89-09101) **AMP1** successfully completed first C-130 AMP flight with Combat Delivery/Tanker Capability Block software
- 2007, AF instructed Boeing to stop work on SOF aircraft (1/10/07 Dow Jones Newswires)
- Jan 12, 2007, AF notified Congress of a Nunn-McCurdy breach
- June 6, 2007, DoD recertified C-130 AMP to continue upgrading **222** C-130H (H2, H2.5, H3)
- Aug 18, 2008, **successful flight test of AMP2 (H2.5 91-01239)** with Core Complete 2.2 software (Combat Delivery Product Baseline)



C-130 AMP First Flight

Sep 05, 2008, Boeing announced it has **completed** software development for **Combat Delivery Mission Design Series** aircraft



Lockheed Martin C-130J Hercules Program

Support Systems Associates, Inc.

800 Park Drive

Warner Robins, GA 31088

- Sep 1992, Lockheed Aeronautical Systems Company (Now **Lockheed Martin Aeronautical System-LMAS**) started with Lockheed 382J to achieve FAA Order 8110.4A Type Certification
 - The C-130J was an initiated improvement of the C-130H3
- In 1994, LMAS received the launch order from the United Kingdom (UK) Ministry of Defense for the Royal Air Force (RAF) for 25 C-130J
- Department of Defense (DoD) created a C-130J acquisition program (ACAT 1C) to provide the Air Force oversight of the development.



- In Oct 1995, Air Force contracted for two (2) C-130J under a **commercial acquisition strategy**. – LMAS identified only minor modifications needed



C-130J Key Avionics Features

Support Systems Associates, Inc.

800 Park Drive

Warner Robins, GA 31088

- Four multifunctional heads-down displays
 - ❑ Aircraft Flight Control
 - ❑ Operating Internal Systems
 - ❑ Navigation
- Two heads-up displays (HUD)
- Integrated Digital Avionics Systems
- Two Mission Computers (MCs) and two backup Bus Interface Units (BIUs)
 - ❑ Provide dual-redundant aircraft control with integrated diagnostics
- More than 50 Operational Flight Program (OFF) Computer Software Configuration Items (CSCIs)
 - ❑ Development, Modified Commercial Off-The-Shelf (COTS), and COTS



C-130J Glass Cockpits



Examples of Activities¹

Support Systems Associates, Inc.

800 Park Drive

Warner Robins, GA 31088

- Initial UKRAF delivery Aug 24, 1998
- Plan USAF delivery – July 1997, Actual Feb 1999
- First flight – April 1996 minimum OFP software
- Air Force agreed to a contractor-initiated, three-phase, block upgrade program (Blocks 5.1, 5.2, and 5.3) in Jan 1999
 - **C-130J problems meeting its advertised capabilities**
- FAA granted FAA Type Certification for commercial variant C-130J-30 (382J) in Sep 1999
- C-130J flew with a complete mission OFP software suite in Mar 2001
- **Air Force Air Mobility Command declared Initial Operation Capability on October 16, 2006**

¹ All timeline information is from: Department of Defense: Office of the Inspector General. Acquisition: Contracting for and Performance of the C-130J Aircraft (D-2004-102), July 23, 2004.

Available online at: <http://www.dodig.osd.mil/audit/reports/fy04/04-102.pdf>



FAA NAS Plan

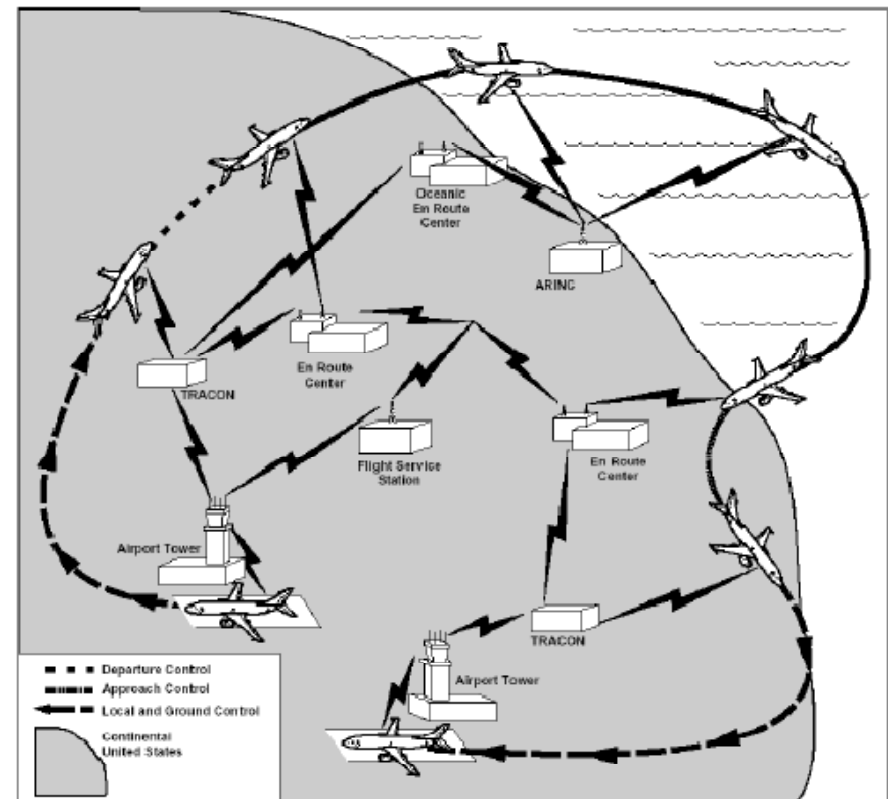
Support Systems Associates, Inc.

800 Park Drive

Warner Robins, GA 31088

- FAA NAS Plan (now **Capital Investment Plan-CIP**) released in 1982
 - ❑ Modernize Air Traffic Control (ATC) facilities and equipment for improvement in capacity, safety, and timelines
 - ❑ ATC Facilities – Flight Service Stations, Air Traffic Control Towers, Terminal Radar Approach Control (TRACON), and Air Route Control Centers
 - ❑ ATC permits air traffic controllers to view key information, communicate with pilots, display, communication, navigation, surveillance, and weather resources

Figure 1: Overview of U.S. Air Traffic Control System



Overview of U.S. Air Traffic Control System



Activity Summary

Support Systems Associates, Inc.

800 Park Drive

Warner Robins, GA 31088

- FAA NAS Plan is a **multi-billion-dollar** investment comprising over 200 separate programs
 - Between 1982 and 1998, Congress appropriated over **\$25 billion** (GAO/T-RCED/AIMD-98-93, February 26, 1998)
- In 2004, the GAO reported that since 1982, **the FAA's ATC modernization programs have consistently experienced cost, schedule, and performance problems - attributed to systemic management issues**
- Initially, the FAA estimated that its ATC modernization efforts would cost **\$12 billion** and could be completed over 10 years
- As of October 30, 2003, two decades and **\$35 billion** later, the FAA expects to need another **\$16 billion** through 2007 to complete key programs, for a total cost of **\$51 billion** [GAO-04-227T (www.gao.gov/cgi-bin/getrpt?GAO-04-227T)].



Examples of FAA NAS Programs

Support Systems Associates, Inc.

800 Park Drive

Warner Robins, GA 31088

<p>Advanced Automation System (AAS)</p> <p><i>Cornerstone of the NAS Plan</i></p>	<ul style="list-style-type: none">◦ 1984, \$276.7 million Competitive Design Phase Contract – <i>IBM Federal Systems and Hughes Aircraft</i>◦ 1988, \$3.6 billion Fixed-Price, – <i>IBM Federal Systems Statement of Work</i>◦ Replace computer hardware and software at ATC facilities-Airport Towers, Terminal Facilities, and En-Route Centers, 99.99999% Reliability.
<p>Microwave Landing System (MLS)</p>	<ul style="list-style-type: none">◦ 1984, \$90.6 million Fixed-Price First Production – <i>Hazeltine Corporation System Overview</i>◦ Landing aid to enable planes to fly a wide variety of approach paths to airport runways.
<p>Radio Control Equipment (RCE)</p>	<ul style="list-style-type: none">◦ 1986, Fixed-Price Contract (DTFA01-86-C-00034) - <i>AT&T Company Federal Systems Advanced Technologies System Overview</i>◦ Provides pilots communications links with air traffic controllers.



Examples of FAA NAS Programs

Support Systems Associates, Inc.

800 Park Drive

Warner Robins, GA 31088

Voice Switching and Control System (VSCS) Upgrade



- 1992-Contract Award-**\$1.3 billion**, *Harris Corporation*
System Overview
 - Allows air traffic controllers to communicate with pilots and other air traffic controllers at 23 Air Route Traffic Control Centers (ARTCC)
 - Independent distributed processors and voice switches, fault-tolerant databases, redundant high-speed bus interconnections, **operational availability – 0.9999999**

Terminal Doppler Weather Radar (TDWR)



- 1988, **Firm Fixed-Price Incentive contract** – *Raytheon Systems Company*
Develop, produce, and install 47 TDWR at 45 airport sites
System Overview
 - Detects and reports hazardous weather in and around airport terminal approach and departure zones
 - Identifies and warns air traffic controllers of low altitude wind shear hazards caused by micro-burst and gust fronts
 - Reports on precipitation intensities
 - Provides early warning of wind shifts



Software Acquisition Experience

Support Systems Associates, Inc.

800 Park Drive

Warner Robins, GA 31088

Programs

Roles

C-130 AMP

Software Engineering Advisory and Assistance Services

- 7 years

Integrated Product Teams Support

**Systems Integration Facility (SIF)
Operational Flight Program (OFP) Software
Systems Requirements, Design & Test**

C-130J Hercules

Software Subcontract Management

- 4 years

Supplier Manager

**Review and approve SDRL items
Monitor supplier activities
Witness acceptance testing
Coordinate with FAA DER**

FAA NAS Plan Programs

Software Engineering Advisory and Assistance Services

- 10 years

System Development Manager (AAS)

SPO Software Lead (TDWR)

Software Subject Matter Expert (e.g., VSCS, MLS, RCE, NADIN II, MCCP/MCC)

Deposed by AT&T (RCE), GAO Audit (MLS)

21-years Software Acquisition Management Practical Experience

Plus a foundation of 19-years Software Development and Process Improvement

United States Patents #4451702, #4479034



Content

Support Systems Associates, Inc.

800 Park Drive

Warner Robins, GA 31088

- Objectives
- Programs Overview
- **Software Acquisition Challenges**
- Key Acquisition Elements
 - ❑ The Contract
 - ❑ The Acquisition Environment
 - ❑ Requirements Management
 - ❑ Risk Management
 - ❑ Technical Performance Assessments
 - ❑ Software Test Evaluation
 - ❑ Performance Measurements
- Summary



Software Acquisition Challenges

Support Systems Associates, Inc.

800 Park Drive

Warner Robins, GA 31088

- **Why is Software Acquisition a Challenge?**
 - For **Software Intensive Systems** studies have shown that *technical performance, cost, and schedule risks* are inherent in delivering quality software products within cost and schedule constraints [GAO 1999]
 - **75% of all large scale software systems fail**
 - [Software's Chronic Crisis, W Wyatt Gibbs, 1994]
 - **Design constraints** make software acquisition and development extremely critical
 - **Examples of design constraints**
 - Application domain (real-time embedded systems of systems),
 - Software size
 - Complexity
 - High-integrity
 - Reliability
 - Safety-critical

The Software Crisis Is Still With Us!



Software Acquisition Challenges

Support Systems Associates, Inc.

800 Park Drive

Warner Robins, GA 31088

- Why is Software Acquisition a Challenge?
 - ❑ Software size is the critical factor in determining cost, schedule, and effort [Jones 2004][Jones 1999]
 - Software size typically driven by the supplier's agreement terms –
 - contract vehicle (Fixed-Price, Cost-Reimbursement)
 - statement of work
 - deliverables (Contract Data Requirements List-CDRL)
 - technical requirements (safety-critical),
 - supplier's software development capability/maturity
 - ❑ Software Acquisition Team – Inability to successfully manage the acquisition

“Acquirers must recognize quality work before they can require and accept it”

----Watts Humphrey, 2009



Examples of Acquisition Problems

Support Systems Associates, Inc.

800 Park Drive

Warner Robins, GA 31088

o C-130 AMP

- o Increase in cost
- o Nunn-McCurdy breach in FY07

“The government and industry both underestimated the complexity of the technology insertion”

“...use of commercial-off-the-shelf technologies to replace the navigator proved more difficult than anticipated...**lines-of-code increased from 60,000 to 900,000**”

-- The Honorable Sue C. Payton – Assistant Secretary of the AF for Acquisition, Defense Daily, Jan 12, 2007

o C-130J

- o Cost and Schedule overruns
- o Software performance issues
- o Source lines-of-code increased by 56%

“The C-130J aircraft does not meet contract specification and therefore cannot perform its operational mission”

-- Office of the Inspection General --Audit



Examples of Acquisition Problems

Support Systems Associates, Inc.

800 Park Drive

Warner Robins, GA 31088

FAA NAS Programs

- o AAS
 - o Inadequate requirement baseline control
 - o Cost and Schedule Overruns
 - o Restructured in 1994
 - **contract cost increased from \$3.6 billion to \$7.6 billion**
- o NADIN II
 - o Cost and Schedule Overruns
- o MCCP/MMC
 - o ***Termination for Convenience***
- o MLS
 - o ***Termination for Default***
- o RCE
 - o ***Termination for Default (DOT BCA No. 2479) (FAR 52.249-8)***



Success in Acquisition

Support Systems Associates, Inc.

800 Park Drive

Warner Robins, GA 31088

C-130 AMP

Boeing” program has stayed on schedule since 2005” <http://www.beurs.nl/nieuws/artikel.php?id=198658&taal=US>

o The Boeing Company¹

Three weeks
ahead of
schedule

- o Sep 19, 2006 – **First C-130 AMP aircraft (H2, 89-09101)** successfully completed its maiden flight
- o Mar 25, 2007 – **First C-130 AMP aircraft (H2.5, 91-01239)** successfully completed its maiden flight
- o Aug 18, 2008 – Successful flight test of H2.5
- o Sep 5, 2008 – **Completed software development**
- o Jan 17, 2009 – **First C-130 AMP aircraft (H3, 94-6704)** successfully completed its maiden flight

o System Program Office (SPO)

- o Ensure compliance with processes, product quality, and technical requirements: Examples of Activities
 - o **Participate at weekly meetings and technical reviews**
 - o **Identify process compliance**
 - o **Identify product discrepancies and provide recommendations**
 - o **Witness all formal qualification testing**

¹ Source: <http://www.boeing.com/ids/news>



Success in Acquisition

Support Systems Associates, Inc.

800 Park Drive

Warner Robins, GA 31088

FAA NAS Programs

- o TDWR¹
 - o Delivered First Production Unit six months early
 - o Received IEEE Computer Society award
 - o Operational at 45 Airports
 - o 1991, software process evaluated a SEI CMM® Level 3

® CMM registered in the U.S. Patent and Trademark Office by Carnegie Mellon University

Acquirer and supplier capability / maturity levels matched

- o VSCS Upgrade
 - o Production completed
 - o 100% on-time system delivery of all 23 systems
 - o FAA Contractor of the Year Award
 - o Human Factors Engineering Society Award

1 Successful Acquisition of FAA Terminal Doppler Weather Radar, Third Annual Conference on the Acquisition of Software-Intensive Systems (Experience Track, 26 January 2004). [Jones 2004-1]

<http://www.sei.cmu.edu/programs/acquisition-support/conf/2004-presentations/jones.pdf>



Content

Support Systems Associates, Inc.

800 Park Drive

Warner Robins, GA 31088

- Objectives
- Programs Overview
- Software Acquisition Challenges
- **Key Acquisition Elements**
 - ❑ The Contract
 - ❑ The Acquisition Environment
 - ❑ Requirements Management
 - ❑ Risk Management
 - ❑ Technical Performance Assessments
 - ❑ Software Test Evaluation
 - ❑ Performance Measurements
- Summary



The Contract

Support Systems Associates, Inc.

800 Park Drive

Warner Robins, GA 31088

- Contract Administration
- Contract Types
 - ❑ Fixed-Price
 - ❑ Cost-Reimbursable
- Contact Data
 - ❑ Statement of Work (SOW)/Statement of Objective (SOO)
 - ❑ Contract Data Requirements List (CDRL)
 - ❑ System Specification
 - ❑ Data Rights

The Contract is the foundation for acquisition success



Contract Administration

Support Systems Associates, Inc.

800 Park Drive

Warner Robins, GA 31088

- The **Contract** is a mutually binding legal relationship obligating the seller (supplier) to furnish products or services and the buyer (acquirer) to pay for them.
- **Acquisition management** involves obtaining products or services through a contractual agreement.
- **Contractual authority** – delegated to an Administrative Contracting Officer (ACO)/procuring contracting officer (PCO)

The **acquirer** specifies

- What the system requires
- When the system is needed
- How the system will be accepted

Concerns

- ❖ cost
- ❖ schedule
- ❖ technical

The **supplier** determines

- How the system will be produced
- The resources required (examples)
 - people, equipment
 - facilities

The degree of interaction depends on the nature of the development effort and the type of contract



Contract Types

Support Systems Associates, Inc.

800 Park Drive

Warner Robins, GA 31088

➤ Basic Compensation Schemes used in Contracts

❑ ***Fixed-Price***

- Acquirer pays the supplier a fixed sum
- The supplier assumes the risk
- Profit is a direct function of supplier's ability to deliver the product or service

❑ ***Cost-Reimbursement***

- Acquirer agrees to reimburse the supplier's allowable costs plus profit
- The risk is shared

The degree of acquirer/supplier relationship depends upon the contract type



Examples of Contract Types

Support Systems Associates, Inc.

800 Park Drive

Warner Robins, GA 31088

➤ Fixed-Price Contract

- ❑ Firm Fixed-Price (FFP) – contract requires firm requirements/design and adequate competition exist (**MCCP/MCC¹, MLS², RCE²**)
- ❑ Fixed-Priced with Price Adjustment
- ❑ Firm Fixed-Price Incentive (FFPI) - acquirer pays the supplier a fixed sum plus an incentive. (**TDWR**)
 - Raytheon earned \$9 million for delivery of TDWR 6 month early
- ❑ Firm Fixed-Price Redetermination (FPR) - a realistic price cannot be estimated at start

1 Terminated for Convenience of the Government

2 Terminated for Default



Examples of Contract Types

Support Systems Associates, Inc.

800 Park Drive

Warner Robins, GA 31088

➤ Cost-Reimbursable Contract

- ❑ Cost and Cost-Sharing
- ❑ Cost-Plus Incentive Fee
- ❑ Cost-Plus Award Fee
 - **C-130 AMP** - provide Boeing financial incentives for those areas deemed critical to the C-130 AMP EMD program
 - Award Fee Criteria established
- ❑ Cost-Plus Fixed Fee

➤ Cost-Reimbursable-Attributes

- ❑ Supplier's Advantage (Supplier reimburse allowable costs)
- ❑ Acquirer **must** assess and determine fees, costs, and progress
- ❑ Fee structure **must** be established



Contract Data

Support Systems Associates, Inc.

800 Park Drive

Warner Robins, GA 31088

- **Why have Contract Data?**
 - ❑ Management requirements **must** be communicated to the supplier
 - ❑ Contract vehicle **must** clearly express a vision of the final product and the development effort
 - ❑ Software acquisition issues **must** be addressed in the Request-For-Proposal (RFP)
 - ❑ The acquisition team **must** have software expertise in the RFP preparation
 - ❑ Software expertise **must** be in the application domain, acquisition, and project management

Success of an acquisition is directly linked to the quality of the RFP
--- (Army 2007)



Contract Data

Support Systems Associates, Inc.

800 Park Drive

Warner Robins, GA 31088

➤ Key *Software-Related* Contract Data in the RFP

- ❑ Statement of Work (SOW)/Statement of Objective (SOO)
- ❑ Contract Data Requirements List (CDRL) items
- ❑ System Specification
- ❑ Data Rights



SOW/SOO

Support Systems Associates, Inc.

800 Park Drive

Warner Robins, GA 31088

➤ What is the SOW/SOO?

- ❑ SOW defines specific tasks, SOO defines objectives
- ❑ Primary document for translating management requirements into contractual tasks
- ❑ Basis for communicating acquirer requirements to the supplier
- ❑ Sufficient detail **must** be provided to allow the supplier to scope the effort, cost it, and provide a responsive technical solution
- ❑ Tasking information **must** be defined for the preparation of deliverable artifact
 - Each tasking statement reference applicable **Contract Data Requirements List** (CDRL) item which will be delivered by that task.



SOW/SOO

Support Systems Associates, Inc.

800 Park Drive

Warner Robins, GA 31088

➤ Examples of Key SOW Software Tasking

- ❑ **Software development process** - **TDWR SOW** specified software development in accordance with DOD-STD-2167A
- ❑ **Software management** - **C-130 AMP SOW** specified the development and maintenance of the SDP for each CSCI
- ❑ **Software engineering** - **C-130 AMP SOW** specified the software engineering to perform the following tasks: software requirements analysis, preliminary design, detailed design, code and unit test, and integration. Safety verification was specified for safety critical CSCI.
- ❑ **Software tools and environment**
- ❑ **Risk management**
- ❑ **Technical reviews** – **TDWR SOW**: SSR, PDR, CDR, TRR
- ❑ **Direct technical visibility**

The SOW/SOO **must not** tell the supplier how to do the required work
The SOW/SOO **must not** specify selection of major software components



Contract Data Requirements List (CDRL)

Support Systems Associates, Inc.

800 Park Drive

Warner Robins, GA 31088

- Software products (artifacts)
 - ❑ Absolutely essential for managing the development process
 - ❑ A natural by-product of the development effort to capture results of each activity
- Contract Data Requirements List (CDRL)
 - ❑ Primary vehicle for acquiring software data products
 - ❑ A list of authorized data requirements for a specific procurement that forms a part of the contract.
 - ❑ Defense Federal Acquisition Regulation Supplement (DFARS) **Subpart 215.470 Estimated Data Prices** requires a CDRL (DD Form 1423) when delivery of data is required
 - ❑ **CDRL must** be referenced in the Statement of Work (SOW) describing the development effort
 - ❑ **Language must** be consistent with the SOW



CDRL Item Key Blocks

Support Systems Associates, Inc.

800 Park Drive

Warner Robins, GA 31088

➤ CDRL Item Key Blocks

Block	Description
4	Authority (Data acquisition Documentation No.) Data Item Description (DID¹) – Defines format and content preparation instructions for data product generated by task requirements Assist-Quick Search used to access the current DID 1 Should be tailored to meet contract requirements (Block 16)
5	Contract Reference - Reference Statement of Work paragraphs
6	Requiring Office – Organization have primary responsibility for reviewing the data and recommending acceptance/rejection of the data
8	Approval Code - (A) Approved by the Contracting Officer Should specify approval at each milestones (e.g., SSR, PDR, CDR, etc.)
10, 11, 12, 13	Delivery Requirements Should be associated with milestones(e.g., SSR, PDR, CDR, etc.)



CDRL

Support Systems Associates, Inc.

800 Park Drive

Warner Robins, GA 31088

➤ Lessons Learned

- ❑ CDRL items should be delivered to allow the acquirer significant time (30 – 45 days) to perform a detailed review and time to disposition supplier responses prior to the technical design reviews,
 - ***Software Specification Review (SSR), Preliminary Design Review (PDR), Critical Design Review (CDR), Test Readiness Review (TRR)***

- ❑ **Software-related CDRL** items should be prepared by the software team, reviewed by all applicable distribution addressee organization, and approved by either the appropriate Chief Engineer, Program Manager or Data Requirements Review Board

- ❑ Typical software CDRL items include:
 - ***Software Requirements Specification (SRS)***
 - ***Interface Requirements Specification (IRS), may be appendix to SRS***
 - ***Software Design Description (SDD)***
 - ***Interface Design Description (IDD), may be appendix to SDD***
 - ***Software Test Plan (STP)***
 - ***Software Test Description (STD) (Test Cases and Test Procedures)***
 - ***Software Test Results (STR)***
 - ***Software Version Description (SVD)***



System Specification

Support Systems Associates, Inc.

800 Park Drive

Warner Robins, GA 31088

➤ What is the System Specification?

- ❑ Establish top-level technical performance, design, development, integration, and verification requirements
- ❑ Examples of requirement statements
 - All AMP aircraft software related to operation in civil airspace **shall** be modified or developed in accordance with the requirements of RTCA DO-178B or equivalent level of safety.
 - All newly developed software **shall** be written in a higher order language (HOL).
 - Meteorological algorithms **shall** be implemented in high order language (HOL)
 - Use of commercial software **shall** be approved by the FAA



Data Rights

Support Systems Associates, Inc.

800 Park Drive

Warner Robins, GA 31088

➤ Data Rights

- Enable the use, maintenance, and replication of the software data

➤ Data Rights Categories

- **Unlimited rights** - right to use, modify, reproduce, release, in whole or in part, in any manner and for any purpose whatsoever, and to have or authorize others to do so. **Associated with computer software developed exclusively with acquirer funds.**
- **Acquirer Purpose rights** - rights to use, modify, reproduce, release, within the acquirer's organization/company without restriction. **Software development with mixed acquirer and supplier funding.**
- **Restricted data rights** apply only to noncommercial computer software and mean that the acquirer's rights are as set forth in a Restricted Rights Notice. **Supplier funds all development.**

Secretary of the Air Force Memo - Data Rights and Acquisition Strategy (3 May 06) - directing the acquisition of technical data and associated rights to be addressed specifically in all Acquisition Strategy Plans, reviews, and associated planning documents for Acquisition Categories (ACAT) programs – software intensive systems and subsequent source selections.



Content

Support Systems Associates, Inc.

800 Park Drive

Warner Robins, GA 31088

- Objectives
- Programs Overview
- Software Acquisition Challenges
- Key Acquisition Elements
 - ❑ The Contract
 - ❑ The Acquisition Environment
 - ❑ Requirements Management
 - ❑ Risk Management
 - ❑ Technical Performance Assessments
 - ❑ Software Test Evaluation
 - ❑ Performance Measurements
- Summary

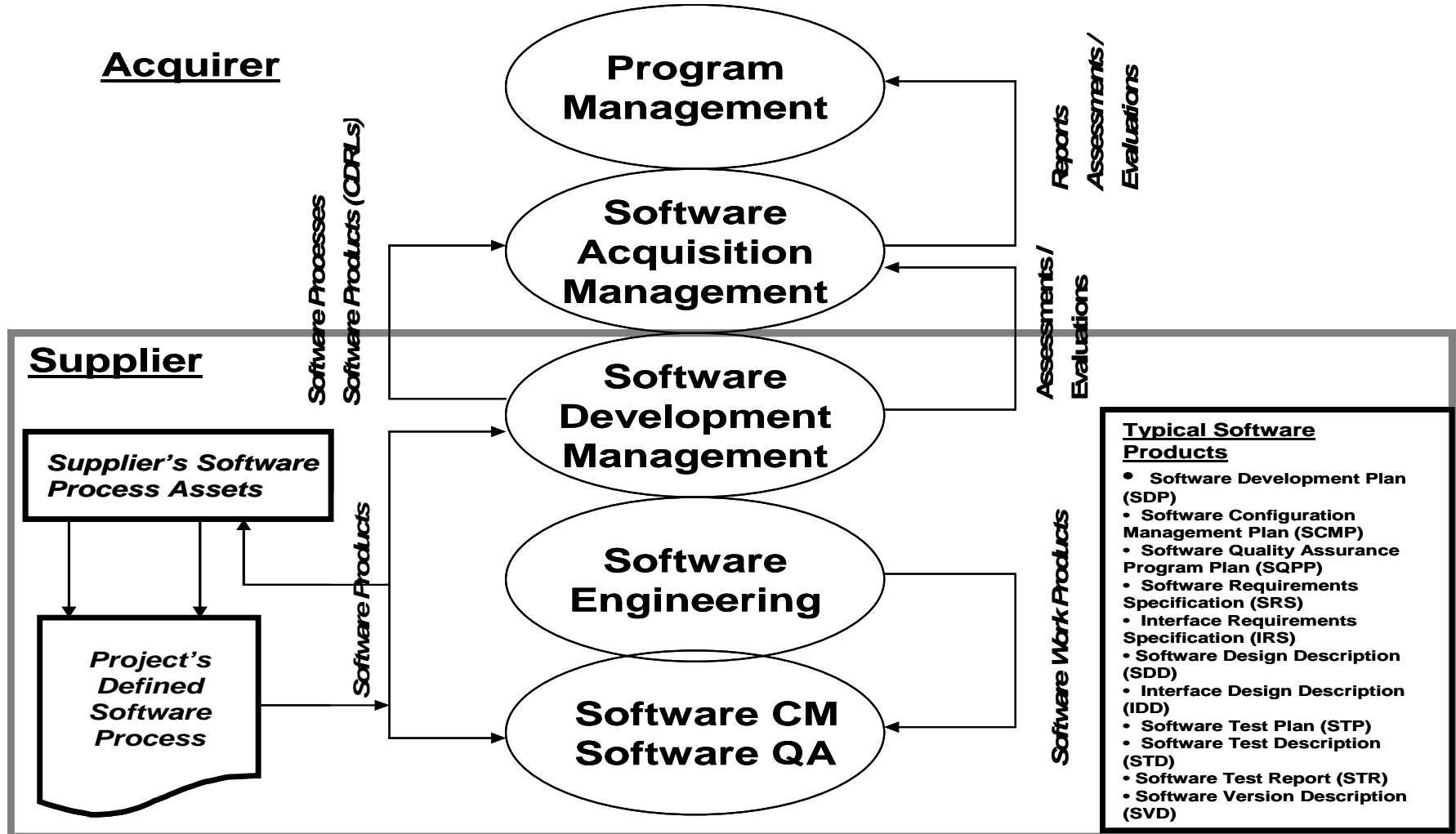


The Acquisition Environment

Support Systems Associates, Inc.

800 Park Drive

Warner Robins, GA 31088



Best Practices: Better Matching of Needs and Resources, will lead to Better Weapon Systems Outcomes...GAO 2001



The Acquisition Environment

Support Systems Associates, Inc.

800 Park Drive

Warner Robins, GA 31088

➤ Acquirer

- ❑ Acquisition of software-intensive systems involves a number of organizations, including the customer or user of the systems, the contracting agency, and the supplier
- ❑ During the agreement phase, the acquisition team **must** have software expertise in application domain, acquisition, process, project management, engineering, and safety, as needed
- ❑ A software lead **must** be designated to be responsible for establishment and managing the software acquisition activities
- ❑ The software acquisition team **must** have adequate resources and funding to perform the acquisition activities
- ❑ The software acquisition team **must** be trained (Examples)
 - *Software Acquisition Management*
 - *Application domain (Radar, Communications Systems, etc)*
 - *Processes, Procedures, Standards being used*
 - *Technologies, Tools, Methodology being used*

“Acquirers must recognize quality work before they can require and accept it”

----Watts Humphrey



The Acquisition Environment

Support Systems Associates, Inc.

800 Park Drive

Warner Robins, GA 31088

➤ Supplier

- ❑ A set of software process assets **must** be established and maintained
- ❑ The project **must** develop a defined software process by tailoring the organization's standard processes
- ❑ Software plans (**software development plan (SDP), software configuration management plan, and software quality assurance plan**) **must** be documented and institutionalized
- ❑ The SDP **must** provide the acquirer with:
 - Insight into the processes, procedures
 - Tools and Methods used
 - Procedures for performing software development activities
- ❑ Development environment **must** be augmented by management practices
 - Measuring and monitoring progress
 - Judging the quality of the product
 - Validating the deliverable
 - Conducting technical reviews



Content

Support Systems Associates, Inc.

800 Park Drive

Warner Robins, GA 31088

- Objectives
- Programs Overview
- Software Acquisition Challenges
- Key Acquisition Elements
 - ❑ The Contract
 - ❑ The Acquisition Environment
 - ❑ Requirements Management
 - ❑ Risk Management
 - ❑ Technical Performance Assessments
 - ❑ Software Test Evaluation
 - ❑ Performance Measurements
- Summary



Requirements Management

Support Systems Associates, Inc.

800 Park Drive

Warner Robins, GA 31088

- Requirements change for variety of reasons
 - ▣ Additional requirements are derived or changes made to the existing requirements
- **Requirements Management** involves establishing and maintaining bidirectional traceability of requirements, design, source code, and test to ensure the right product is being built
- Bidirectional traceability is required by CDRL item DID
- Bidirectional traceability is essential for Safety Critical
- Supplier **must** manage changes and identify any inconsistencies
- Supplier **must** track measures of requirements volatility

Requirements management is fundamental to a controlled and disciplined engineering design process [CMMI 2006]



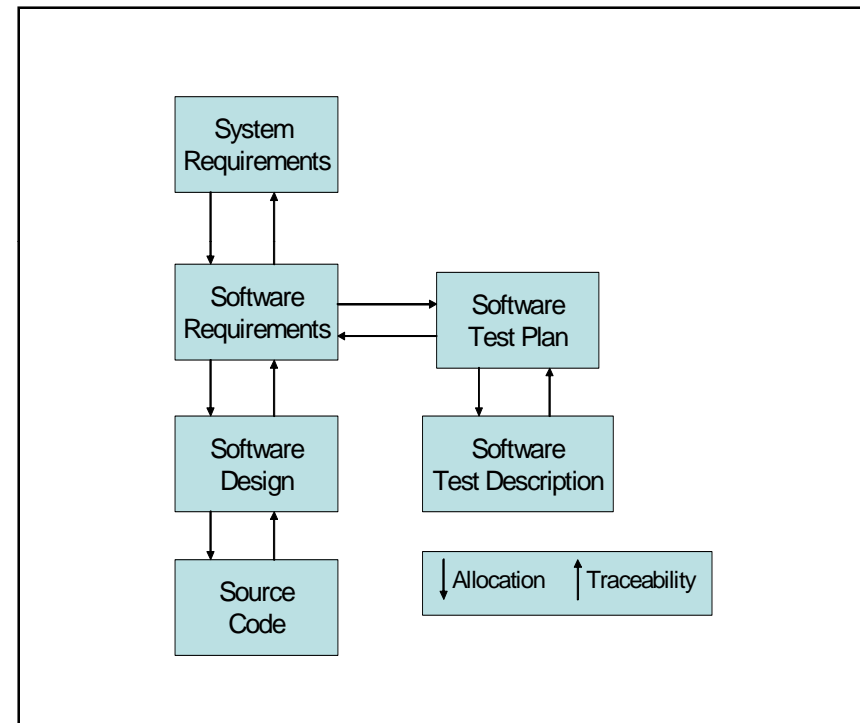
Bidirectional Traceability

Support Systems Associates, Inc.

800 Park Drive

Warner Robins, GA 31088

- Required by the CDRL item DID
- Allocation ensures the right products been built
- Reduce effort required to determine change impact
- Traceability ensures the evolving product is not expanding the scope
- Should be Documented in a requirements database
 - ❑ DOORS®, RTM



Bidirectional traceability



Practical Examples

Support Systems Associates, Inc.

800 Park Drive

Warner Robins, GA 31088

C-130 AMP

Contract

- Traceability specified in CDRL item DID

Boeing

- IAW CDRL item DID
- Requirements Management Database

SPO

- Provide review comments

FAA TDWR

Contract

- Traceability specified in CDRL item DID

Raytheon

- IAW CDRL item DID

SPO

- Provide review comments
-



Content

Support Systems Associates, Inc.

800 Park Drive

Warner Robins, GA 31088

- Objectives
- Programs Overview
- Software Acquisition Challenges
- Key Acquisition Elements
 - ❑ The Contract
 - ❑ The Acquisition Environment
 - ❑ Requirements Management
 - ❑ Risk Management
 - ❑ Technical Performance Assessments
 - ❑ Software Test Evaluation
 - ❑ Performance Measurements
- Summary



Risk Management

Support Systems Associates, Inc.

800 Park Drive

Warner Robins, GA 31088

➤ Why Manage Risks?

- ❑ Risk is like fire: if controlled it will help you; if uncontrolled it will rise up and destroy you...
 - Theodore Roosevelt
- ❑ Technical performance, cost, and schedule risks are inherent in software intensive systems development [GAO 1999]
- ❑ One key obstacle is the inability to see cost and schedule issues as symptoms of unforeseen problems
 - Software size growth, requirements growth, complexity, ability to perform
- ❑ Air Force expects the acquisition communities to address **Risk Management** throughout the life cycle of the acquisition program [DoD 2004]
 - Continuously identify and manage risks
 - Ensure the risks, impact, and mitigation plans are appropriately addressed during program reviews.
- ❑ **Risk Management** is a process element of the 10 Life cycle Processes of Operational Safety Suitability and Effectiveness [AFMC 63-1201]
 - 1) Risk Management Planning, 2) Risk Identification, 3) Risk Assessment, 4) Identification of Risk Options, 5) Decision Analysis, 6) Implementation, and 7) Risk Monitoring



Risk Management

Support Systems Associates, Inc.

800 Park Drive

Warner Robins, GA 31088

➤ Managing Risks

- ❑ Establish a **Risk Management Model** to define a systematic process
- ❑ Establish consistent **Risk Statement** to allow recognition of the impact or consequence
- ❑ Establish a **Risk Information System** for identifying, analyzing, planning, tracking, and controlling risk.
- ❑ **Risk Information System** should include - storage media, the procedures, and the tools for accessing the risk system



Example of Risk Management Model ---[Van Scoy 1992],

Tools

- **MITRE**
 - Risk Matrix
 - Risk Management Toolkit
- **AFMC [AMC 2007]**
 - Probability of Program Success (PoPS)



Practical Examples

Support Systems Associates, Inc.

800 Park Drive

Warner Robins, GA 31088

- **C-130 AMP**
 - **Contract SOW**
 - Establishment and implementation of a Risk Management Program
 - Tasks
 - Conducting risk identification working meetings
 - Documenting identified risks, including the owner
 - Rating, based upon the likelihood/consequences, with categorization as technical, cost or schedule
 - Identifying potential mitigations for each risk rated medium or higher
 - Ongoing tracking and status of risks and mitigations
 - **Boeing**
 - Compliance with Contract SOW
 - Risk Management System established and maintained including process, storage media, and tool
 - Risks managed at three levels:
 - 1) Program/USAF SPO (Quarterly)
 - 2) Integrated Product Team (IPT) Risk Coordinators (Monthly)
 - 3) Program/IPT (Monthly/Bi-Weekly).



Practical Examples

Support Systems Associates, Inc.

800 Park Drive

Warner Robins, GA 31088

➤ FAA NAS TDWR

- **Contract SOW - Software Development Plan (CDRL B021)**
 - **Tasks**
 - Establish and maintain documentation and implementation procedures for risk management
 - Identify, analyze, prioritize, and monitor areas involving potential technical, cost or schedule risks

- **Raytheon**
 - Contract Compliance
 - Documented procedures established and maintained to identify, analyze, prioritize, and monitor risk items
 - Managed risks at the Program Management Review (Quarterly) and at Technical Interchange Meetings



Content

Support Systems Associates, Inc.

800 Park Drive

Warner Robins, GA 31088

- Objectives
- Programs Overview
- Software Acquisition Challenges
- Key Acquisition Elements
 - ❑ The Contract
 - ❑ The Acquisition Environment
 - ❑ Requirements Management
 - ❑ Risk Management
 - ❑ Technical Performance Assessments
 - ❑ Software Test Evaluation
 - ❑ Performance Measurements
- Summary



Technical Performance Assessment

Support Systems Associates, Inc.

800 Park Drive

Warner Robins, GA 31088

- How to Reduce the Risks, Increase the Reliability and Quality, and Ensure Compliance with Requirements
 - ❑ Software work products (artifacts) are **absolutely** essential for managing the development process
 - ❑ Gaining adequate visibility into the suppliers' process, plans, and software products is key to technical performance assessments
 - ❑ Assessment techniques provide **visibility** into the process, quality and reliability of the software products.
 - ❑ **Technical Performance Assessment** provides feedback to improve the software process
 - ❑ **Technical Performance Assessment** ensures compliance with requirements
 - ❑ **Key technical performance assessments**
 - **Process**
 - **Progress**
 - **Software Product**

Acquirers **must** recognize quality work before they can require and accept it

----Watts Humphrey, 2009



Technical Performance Assessment

Support Systems Associates, Inc.

800 Park Drive

Warner Robins, GA 31088

- **Process Assessment** - Ensure software management, engineering, configuration management, and quality assurance activities compliance with contractual requirements and supplier's defined software process and plans

Process Assessment key focus is “what is done and the product being built”

- **Examples of Software Plans**
 - ❑ Software Development Plan (SDP)
 - ❑ Software Configuration Management Plan (SCMP)
 - ❑ Software Quality Assurance Plan (SQAP)

The Contract **must** provide mechanism to gain access to process and plans



Practical Examples

Support Systems Associates, Inc.

800 Park Drive

Warner Robins, GA 31088

➤ C-130 AMP Contract SOW

- ❑ Maintaining the C-130 AMP software development process configuration, training, software process navigator, and SDP
- ❑ Process remain up to date with the current development activities, and the SDP remains consistent with the actual activities being performed.
- ❑ Implementation of software configuration management in accordance with the approved configuration management and software development plans using IEEE/EIA 12207.0, 12207.1 and 12207.2 as guides
- ❑ Development and maintenance of a SDP for each supplier furnished avionics Operational Flight Program (OFP) Computer Software Configuration Item (CSCI)

➤ C-130 AMP SPO Activities

- ❑ Ensure management, engineering, configuration management, and quality assurance activities and products compliance with the C-130 AMP Standard Software Process, SDP, SCMP, and SQAP
- ❑ SDP, SCMP, and SQAP for the Program and SIF were available in the Software Process Assets Library. **These documents are not deliverable CDRL items**



Practical Examples

Support Systems Associates, Inc.

800 Park Drive

Warner Robins, GA 31088

➤ C-130J Supplier SOW

- ❑ Perform software development and engineering in accordance with the supplier's SDP, SCMP, and SQAPP.
- ❑ Supplier SDP, SCMP, and SQPP specified as [Supplier Data Requirements List \(SDRL\)](#) items.

➤ Examples of Supplier Management Activities

- ❑ Provide review comments and approval of SDRL items
- ❑ Monitor supplier management and engineering activities in accordance with supplier's SDP
- ❑ Conduct periodic reviews and/or audits of the supplier's software configuration management and software quality assurance products and activities
- ❑ Provide review comments and/or audit reports to the suppliers
- ❑ Report on a periodic basis to LMAS C-130J senior management:
 - Activities for managing the supplier
 - Results of the review comments
 - Results of reviews and/or audits



Practical Examples

Support Systems Associates, Inc.

800 Park Drive

Warner Robins, GA 31088

➤ **FAA NAS Plan (TDWR) SOW**

- ❑ Software development management and engineering to be conducted in accordance with **DOD-STD-2167A-Defense System Software Development**, 29 February 1988 (now *cancelled*).
- ❑ Software Development Plan (SDP) as a CDRL item (B021) in accordance with DID DI-MCCR-80030A
 - **Preliminary version delivered two MACA**
 - **Final version delivered at the System Design Review (SDR)**
- ❑ Software Configuration Management (SCM) in accordance with FAA-STD-021A
- ❑ Software Quality Assurance (SQA) was specified in accordance with FAA-STD-018A
 - **SCM and SQA not specified as deliverables.**
 - **Raytheon provided access to the SQA records**

➤ **TDWR Software Acquisition Team Activities**

- ❑ Ensure management, engineering, configuration management, and quality assurance activities and products compliance with the SDP, SCM, and SQA
- ❑ Witness SQA audits
- ❑ Provide periodic reports to FAA TDWR Senior Management



Technical Performance Assessment

Support Systems Associates, Inc.

800 Park Drive

Warner Robins, GA 31088

- **Progress Assessment** conducted to determine what is done
 - ❑ Contract SOW **must** specify **Technical Reviews** and **Design Reviews** to be held to determine progress, status, surface issues, and provide feedback. Examples:
 - **Technical Reviews (Examples)**
 - Program Management Review
 - Program Configuration Control Boards
 - Technical Interchange Meeting
 - In-Process
 - **Design Reviews** – used as quality gates (progress and quality)
 - (e.g., *Software Specification Review (SSR)*, *Preliminary Design Review (PDR)*, *Critical Design Review (CDR)*, etc)
 - ❑ Supplier **must** conduct informal reviews such as Peer Reviews in accordance with supplier's defined process
 - ❑ Acquirer **must** participate in Technical Reviews and Design Reviews to
 - Gain visibility into the progress and status
 - Discuss issues/candidate risks
 - Provide feedback



Practical Examples

Support Systems Associates, Inc.

800 Park Drive

Warner Robins, GA 31088

C-130 AMP

Weekly IPT Meetings

Bi-Weekly Boeing/SPO Engineering VTC

Technical Reviews (SSR, PDR, CDR, TRR)

IAW the Contract Integrated Master Plan

Technical Interchange Meets

disposition of CDRL review comments

Periodically PMRs

FAA NAS (TDWR)

Monthly PMRs

Technical Reviews (SSR, PDR, CDR, TRR)

IAW MIL-STD-1521B (canceled without replacement)

Technical Interchange Meetings

disposition of CDRL review comments

In-Process Reviews

Source code compliance



Technical Performance Assessment

Support Systems Associates, Inc.

800 Park Drive

Warner Robins, GA 31088

➤ Software Products Assessment

- ❑ Supplier **must** evaluate CDRL items prior to delivery and place under configuration control
- ❑ Supplier should deliver CDRL items (30 - 45 days) prior to the design review to allow significant time for detailed review and disposition of review comments
 - CDRL delivery and review comments disposition **must** be the entrance criteria for the design review
- ❑ Acquirer **must** establish a CDRL review process
- ❑ Acquirer **must** complete the review within an agreed upon time after receipt of the CDRL items



Software Product Assessment

Support Systems Associates, Inc.

800 Park Drive

Warner Robins, GA 31088

- Acquirer typical review process
 - ❑ Evaluation CDRL using evaluation criteria
 - ❑ Evaluation criteria examples
 - Compliance with DID format and content
 - Completeness (e.g., missing requirements, testing, interfaces, etc.)
 - Traceability (e.g., test traced to requirements, etc.)
 - Consistency with upper level documents
 - Internal consistency
 - Ambiguity of requirements (understandable, testable?)
 - Conflicting requirements
 - Test coverage of requirements
 - Appropriate analysis, design, and coding techniques used
 - ❑ Provide discrepancies and recommendations to supplier
 - ❑ Conduct meeting with supplier to disposition supplier responses.



Practical Examples

Support Systems Associates, Inc.

800 Park Drive

Warner Robins, GA 31088

➤ C-130 AMP Contract

- ❑ **8 Software-Related CDRL Items** specified by the SOW
 - *SRS (A012), IRS (A013), SDD (A014), IDD (A015), STP (A016), STD (A017), STR (A018), SPS (A019)*
 - Final submittal 60 days before EMD completion for the SIF nodes and final submittal 60 days after software FCA for other CSCIs.
 - **The CDRL noted :** *“Only final version of data/document to be formally delivered in accordance with the above stated milestone. Any initial, preliminary, draft, or other interim versions of the data/document referenced in the contractor’s IMP will be made available informally to the government.”*

➤ C-130 AMP SPO Activities

- ❑ Software IPT primarily responsible for MP OFP Software CSCIs
- ❑ SIF IPT primarily responsible for SIF Hardware (8-Nodes & SIL) and 3-Simulation Software CSCIs
- ❑ Document Comment Items (DCI)
 - SIF CD/TK CDR/TIM – **992 DCIs, 86% acceptance**
 - SIF CD/TK TRR - **598 DCIs, 90% acceptance**



Practical Examples

Support Systems Associates, Inc.

800 Park Drive

Warner Robins, GA 31088

- FAA NAS (TDWR) Contract
 - ❑ 16 CDRL Items specified by the SOW
 - ❑ Submittal (preliminary and final) linked to design review (e.g., SSR, PDR, etc)
 - ❑ Acquirer approval within 30-calendar days
- Raytheon
 - ❑ 45 Total CDRL Items delivered
- TDWR Software IPT
 - ❑ Over 4300 Review Items Discrepancies approved



Content

Support Systems Associates, Inc.

800 Park Drive

Warner Robins, GA 31088

- Objectives
- Programs Overview
- Software Acquisition Challenges
- Key Acquisition Elements
 - ❑ The Contract
 - ❑ The Acquisition Environment
 - ❑ Requirements Management
 - ❑ Risk Management
 - ❑ Technical Performance Assessments
 - ❑ Software Test Evaluation
 - ❑ Performance Measurements
- Summary



Software Test Evaluation

Support Systems Associates, Inc.

800 Park Drive

Warner Robins, GA 31088

➤ What is Software Testing?

- ❑ Software development involves a series of activities in which opportunities for human induced defects are enormous
 - 46% - 60% of all software defects originate in the software requirements analysis phase [Endves 1975] [Voges 1979]
- ❑ **Software Testing** is the quality assurance technique used to evaluate the “as-built” software product to **ensure the probability of failure** due to latent defects is low enough for acceptance
- ❑ Software testing typically consists of three levels of testing
 - *Unit Testing, Integration, and Formal Qualification Testing*

Software testing represents the ultimate evaluation of the software requirements, design, and coding activities [Jones 1993-1]

Software testing can make the software product more reliable and usable [Musa 1987] [Dunn1984]



Software Test Evaluation

Support Systems Associates, Inc.

800 Park Drive

Warner Robins, GA 31088

- What is required in the Contract?
 - ❑ Unit Testing, Integration, and Formal Qualification Testing (FQT) activities and artifacts **must** be documented in the supplier's defined software process and the Software Development Plan
 - ❑ FQT activities and artifacts **must** be specified in the SOW
 - Examples
 - Planning – **Software Test Plan** (CDRL item)
 - Test Description – **Software Test Description** (CDRL item)
 - Test Cases and Test Procedures
 - Test Results – **Software Test Report** (CDRL item)
 - ❑ Test Readiness Review (TRR) **must** be held prior to FQT execution to determine readiness
 - ❑ Software test artifact **must** be delivered at designated quality gates (i.e., PDR, CDR, TRR, and Product Release)
 - Acquirer and Supplier's Software Quality Assurance **must** witness all FQT execution



Software Test Evaluation

Support Systems Associates, Inc.

800 Park Drive

Warner Robins, GA 31088

➤ Problem Reporting/Tracking

- ❑ Supplier process **must** be institutionalized to:
 - Document problems identified during FQT and to track the problems to ensure closure
 - Determine the severity of all problems detected
 - Control changes to the software products under configuration control
 - Analyze the changes to determine impact to the work product, related work product, and schedule
 - Analyze the problem closure to determine the impact to the software release milestone

Change control system should be used to determine the aspects of process improvement and effectiveness of previous activities



Software Test Evaluation

Support Systems Associates, Inc.

800 Park Drive

Warner Robins, GA 31088

- **How much testing is enough?**
 - ❑ Complete test coverage is generally not possible [Jones 1993-1]
 - ❑ **Test Case** design methodology **must** be documented
 - ❑ Acquirer and supplier **must** mutually agree on completion criteria Examples
 - Completion of a number of test runs with no open priority 1 and 2 severity problems
 - ❑ Acquirer and supplier should establish a failure intensive objective (FIO) using a software reliability growth model: Examples
 - Time-Between-Failure Models
 - Error-Count Model

Acquirer and supplier face a difficult decision when to release the software product
Complete test coverage is generally not possible...[Jones 1993-1]



Practical Examples

Support Systems Associates, Inc.

800 Park Drive

Warner Robins, GA 31088

C-130
AMP

Contract SOW

- STP (A016), STD (A017), STR (A018)

Boeing

- Software testing IAW defined Software Test Processes
- *Problem/Issue Reporting/Tracking System* established and maintained

SPO/DCMA

- Test artifacts reviewed and comments disposition (**SIF CD/TK over 970 Review Items Discrepancies identified**)
- Witness all Formal Qualification Testing

FAA
TDWR

Contract SOW

- STP (B025), STD (B026), STR (B028)

Raytheon

- Software testing IAW defined Software Test Processes
- *Problem/Issue Reporting/Tracking System* established and maintained

SPO

- Test artifacts reviewed and comments disposition (**over 1510 Review Items Discrepancies identified**)
- Witness all Formal Qualification Testing



Content

Support Systems Associates, Inc.

800 Park Drive

Warner Robins, GA 31088

- Objectives
- Programs Overview
- Software Acquisition Challenges
- Key Acquisition Elements
 - ❑ The Contract
 - ❑ The Acquisition Environment
 - ❑ Requirements Management
 - ❑ Risk Management
 - ❑ Technical Performance Assessments
 - ❑ Software Test Evaluation
 - ❑ Performance Measurements
- Summary



Performance Measurement

Support Systems Associates, Inc.

800 Park Drive

Warner Robins, GA 31088

➤ Why Measure Performance?

- ❑ Software development is ***often out-of-control***. *You cannot control what you cannot measure...* [DeMarco 1982]
- ❑ **Performance Measurement** is key to managing and producing quality software and is an essential element of software process improvement [Humphrey 1989]
- ❑ National Defense Acquisition Act Section 804-2003 mandate
 - *Metrics for performance measurement and continual process improvement*



Performance Measurement

Support Systems Associates, Inc.

800 Park Drive

Warner Robins, GA 31088

➤ How to Measure Performance?

- ❑ *Software Measures* should be captured to document actual-versus-plan and to identify problems
- ❑ Software Measures should be selected that are directly measurable to evaluate progress and identify significant predictors [Jones 2004]
- ❑ Software Measures should be selected to provide insight into four key acquisition areas:
 - *Process* – insight into the software development process and how it is working
 - *Product* - insight into the quality of the product (frequency of requirement changes, number of problems, review comments)
 - *Project* - schedule attainment, CDRL delivery
 - *Productivity* - rate at which the work is progressing



Performance Measurement

Support Systems Associates, Inc.

800 Park Drive

Warner Robins, GA 31088

- **How to use Software Measures?**
 - ❑ Provide overview of development progress
 - ❑ Early-warning for detecting process and quality issues
 - ❑ Provide feedback to refine the process and contribute to positive control
- **Typical software measures**
 - ***Software size***
 - ***Cost/Schedule deviation***
 - ***Schedule progress***
 - ***Activity progress***
 - ***Requirements stability***
 - ***Resource utilization***
 - ***Documentation (Artifact) review item discrepancies***



Practical Examples

Support Systems Associates, Inc.

800 Park Drive

Warner Robins, GA 31088

<h2>C-130 AMP</h2>	<ul style="list-style-type: none">➤ <i>Software Size</i> – plan vs. actual Source Lines-of-Code➤ <i>Cost/Schedule Deviation</i> - Earned Value Management System (EVMS) (Cost and Schedule vs. Performance)➤ <i>Software Development Progress</i> – plan vs. actual➤ <i>Software Test Progress</i> – plan vs. actual➤ <i>Software Quality</i> – defects➤ <i>Technical</i> – throughput, memory utilization
<h2>FAA NAS Plan Programs</h2>	<ul style="list-style-type: none">➤ <i>Software Size</i> – plan vs. Actual Source Lines-of-Code➤ <i>Cost/Schedule Deviation</i> - Earned Value Management System (EVMS) (Cost and Schedule vs. Performance)➤ <i>Software Development Progress</i> – plan vs. actual➤ <i>Software Test Progress</i> – plan vs. actual➤ <i>Software Quality</i> – defects➤ <i>Technical</i> – throughput, memory utilization



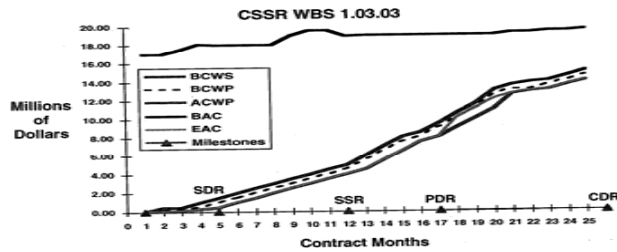
Practical Examples

Support Systems Associates, Inc.

800 Park Drive

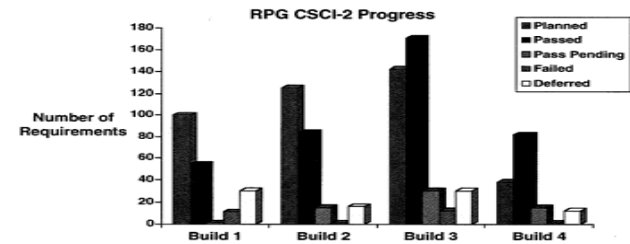
Warner Robins, GA 31088

TDWR System Software Design



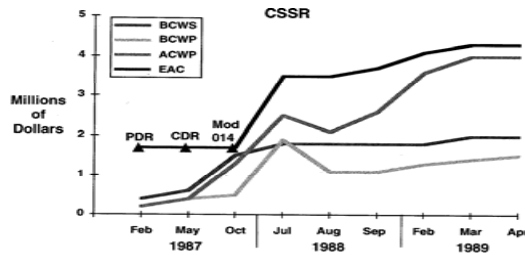
Cost/Schedule Deviation

TDWR Formal Qualification Testing



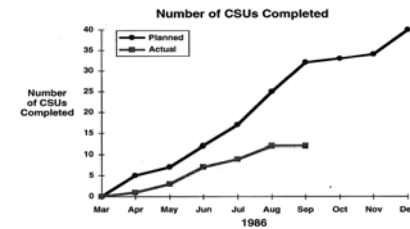
FQT Progress

RCE System Software Design

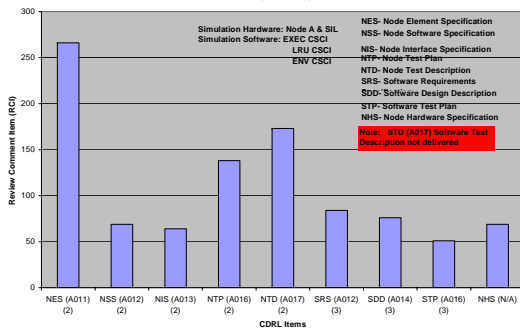


Development Progress

MLS Software Detailed Design

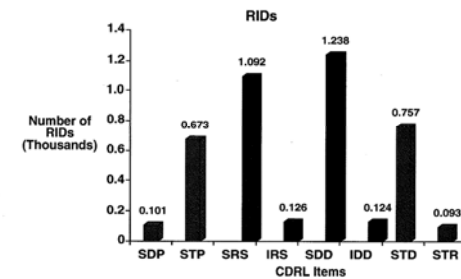


SIF CD/TK Critical Design TIM
3 - 4 Nov 2004



Document Review Item Discrepancies

TDWR Software Development Documentation





Content

Support Systems Associates, Inc.

800 Park Drive

Warner Robins, GA 31088

- Objectives
- Programs Overview
- Software Acquisition Challenges
- Key Acquisition Elements
 - ❑ The Contract
 - ❑ The Acquisition Environment
 - ❑ Requirements Management
 - ❑ Risk Management
 - ❑ Technical Performance Assessments
 - ❑ Software Test Evaluation
 - ❑ Performance Measurements
- Summary



Summary

Support Systems Associates, Inc.

800 Park Drive

Warner Robins, GA 31088

The Software Crisis Is Still With Us!

- 75% of all large scale...software...systems fail
 - [Software's Chronic Crisis, W. Wyatt Gibbs, 1994]
- How to get quality software delivered on time?
 - **THE CONTRACT** *must* specify what is required
 - **THE ACQUISITION ENVIRONMENT** *must be* ability to perform
 - “Acquirers must recognize quality work before they can require and accept it” ----Watts Humphrey, 2009
 - The acquirer can negatively impact the supplier
 - **RISK MANAGEMENT** *must be* performed to control the inherent risks
 - **PERFORMANCE MEASUREMENTS** *must be* performed to control the development activities



Summary

Support Systems Associates, Inc.

800 Park Drive

Warner Robins, GA 31088

- How to reduce the risks, increase the reliability, and quality?
 - ❑ **TECHNICAL PERFORMANCE ASSESSMENTS** *must be* performed to gain insight into the process and product quality
 - Identify discrepancies in the process and products
 - Reduce the risks of software development
 - Increase the reliability and quality
 - Vehicle for process improvement
 - ❑ **SOFTWARE TEST EVALUATION** *must be* performed to ensure the “as-built” software meets requirements
 - ❑ **REQUIREMENT MANAGEMENT** *must be* performed to ensure the right product is being built at each phase throughout the lifecycle



Summary

Support Systems Associates, Inc.

800 Park Drive

Warner Robins, GA 31088

➤ Improvements in Software Acquisition

- ❑ Public Law 107-314 Section 804 of the National Defense Authorization Act, released in December 2002 [Section 804-2003]
- ❑ Clinger-Cohen Act: Initiatives such as Software Assurance and Open Architecture
- ❑ The best practice model Capability Maturity Model® Integration (CMMI®) for Acquisition

The White House, Memorandum for the Heads of Executive Departments and Agencies, **Government Contracting**, 4 Mar 09

- [http://www.whitehouse.gov/the_press_office/Memorandum-for-the-Heads-of-Executive-Departments-and-Agencies-Subject-Government-Contracting/]

® Capability Maturity Model, CMM, CMM Integration, and CMMI

Registered in the U.S. Patent and Trademark Office by Carnegie Mellon University



Questions ?

Support Systems Associates, Inc.

800 Park Drive

Warner Robins, GA 31088

James E. Jones

Support Systems Associates, Inc.

Warner Robins, GA 31088

Email: jjones@ssai.org



Acronyms

Support Systems Associates, Inc.

800 Park Drive

Warner Robins, GA 31088

AAS	Advanced Automated System
ACAT	Acquisition Category
AMP	Avionics Modernization Program
ATC	Air Traffic Control
CDR	Critical Design Review
CDRL	Contract Data Requirements List
CIP	Capital Investment Plan
CNS/ATM	Communications/Navigation Surveillance / Air Traffic Management
CO	Contracting Officer
COTS	Commercial Off-The-Shelf
CPAF	Cost-Plus Award Fee
CSCI	Computer Software Configuration Item
CY	Calendar Year
DCI	Document Comment Item
DER	Designated Engineering Representative
DFARS	Defense Federal Acquisition Regulation Supplement
DID	Data Item Description
DoD	Department of Defense
DOORS	Dynamic Object-Oriented Requirements Systems
ECP	Engineering Change Proposal
EMD	Engineering, Manufacturing and Development
FAA	Federal Aviation Administration
FFP	Firm Fixed-Price
FFPI	Firm Fixed-Price Incentive

FQT	Formal Qualification Testing
IDD	Interface Design Description
IRS	Interface Requirements Specification
MP	Mission Processor
NAS	National Airspace System
OFP	Operational Flight Program
OFP	Operational Flight Program
PCO	Procuring Contracting Officer
PDR	Preliminary Design Review
SCM	Software Configuration Management
SDD	Software Design Description
SOF	Special Operations Forces
SOO	Statement of Objective
SOW	Statement of Work
SPO	System Program Office
SQA	Software Quality Assurance
SRS	Software Requirements Specification
SSR	Software Specification Review
STD	Software Test Description
STP	Software Test Plan
STR	Software Test Report
SVD	Software Version Description
TRR	Test Readiness Review