

AWARD NUMBER: W81XWH-13-1-0387

TITLE: Pressure Relief Behaviors and Weight-Shifting Activities to Prevent Pressure Ulcers in Persons with SCI

PRINCIPAL INVESTIGATOR: Stephen Sprigle, PhD, PT

CONTRACTING ORGANIZATION:
Georgia Tech Research Corporation
Atlanta GA 30332-0001

REPORT DATE: October 2015

TYPE OF REPORT: Annual Report

PREPARED FOR: U.S. Army Medical Research and Materiel Command
Fort Detrick, Maryland 21702-5012

DISTRIBUTION STATEMENT: Approved for Public Release;
Distribution Unlimited

The views, opinions and/or findings contained in this report are those of the author(s) and should not be construed as an official Department of the Army position, policy or decision unless so designated by other documentation.

REPORT DOCUMENTATION PAGE

Form Approved
OMB No. 0704-0188

Public reporting burden for this collection of information is estimated to average 1 hour per response, including the time for reviewing instructions, searching existing data sources, gathering and maintaining the data needed, and completing and reviewing this collection of information. Send comments regarding this burden estimate or any other aspect of this collection of information, including suggestions for reducing this burden to Department of Defense, Washington Headquarters Services, Directorate for Information Operations and Reports (0704-0188), 1215 Jefferson Davis Highway, Suite 1204, Arlington, VA 22202-4302. Respondents should be aware that notwithstanding any other provision of law, no person shall be subject to any penalty for failing to comply with a collection of information if it does not display a currently valid OMB control number. **PLEASE DO NOT RETURN YOUR FORM TO THE ABOVE ADDRESS.**

1. REPORT DATE October 2015			2. REPORT TYPE Annual Report		3. DATES COVERED 30 Sep 2014 - 29 Sep 2015	
4. TITLE AND SUBTITLE Pressure Relief Behaviors and Weight-Shifting Activities to Prevent Pressure Ulcers in Persons with SCI					5a. CONTRACT NUMBER	
					5b. GRANT NUMBER W81XWH-13-1-0387	
					5c. PROGRAM ELEMENT NUMBER	
6. AUTHOR(S) Stephen Sprigle, PhD, PT Sharon Sonenblum, PhD E-Mail: sprigle@gatech.edu					5d. PROJECT NUMBER	
					5e. TASK NUMBER	
					5f. WORK UNIT NUMBER	
7. PERFORMING ORGANIZATION NAME(S) AND ADDRESS(ES) Georgia Tech Research Corporation 505 10th St NW Atlanta GA 30332-0001					8. PERFORMING ORGANIZATION REPORT NUMBER	
9. SPONSORING / MONITORING AGENCY NAME(S) AND ADDRESS(ES) U.S. Army Medical Research and Materiel Command Fort Detrick, Maryland 21702-5012					10. SPONSOR/MONITOR'S ACRONYM(S)	
					11. SPONSOR/MONITOR'S REPORT NUMBER(S)	
12. DISTRIBUTION / AVAILABILITY STATEMENT Approved for Public Release; Distribution Unlimited						
13. SUPPLEMENTARY NOTES						
14. ABSTRACT <p>Pressure ulcers (PU) are the most costly secondary complication following an SCI. In addition to the medical costs, the development of a pressure ulcer adversely impacts activities of daily living, employment and overall quality of life.</p> <p>Research into pressure ulcer etiology has demonstrated that the damaging effects of pressure are related to both its magnitude and duration. Based upon this and related work, clinical interventions have been based upon the premise that both the magnitude and duration of loading are important. All persons with SCI are taught to relieve pressure on their buttocks regularly. While this is prudent training, it is based upon inference rather than direct evidence.</p> <p>This project is the first to monitor pressure relief maneuvers and weight-shifting activities during the first year after injury. The project has been designed to fill two significant gaps in the current state of knowledge: 1) accurate measurement of dedicated pressure reliefs and other weight shift activities and 2) the relationship between activities that redistribute weight on the buttocks and the occurrence of pressure ulcers.</p>						
15. SUBJECT TERMS Pressure ulcer; spinal cord injury, wheelchair seating						
16. SECURITY CLASSIFICATION OF:			17. LIMITATION OF ABSTRACT	18. NUMBER OF PAGES	19a. NAME OF RESPONSIBLE PERSON	
a. REPORT	b. ABSTRACT	c. THIS PAGE			19b. TELEPHONE NUMBER (include area code)	
Unclassified	Unclassified	Unclassified	Unclassified	9		

Standard Form 298 (Rev. 8-98)
Prescribed by ANSI Std. Z39.18

Contents

1. Introduction.....	1
2. Keywords.....	1
3. Accomplishments	1
Major goals of the project and accomplishments under these goals.....	1
Current	5
What opportunities for training and professional development has the project provided?	6
How were the results disseminated to communities of interest?.....	6
4. Impact.....	6
What was the impact on the development of the principal discipline(s) of the project?	6
What was the impact on other disciplines?.....	6
What was the impact on technology transfer?.....	6
What was the impact on society beyond science and technology?	6
5. Changes/Problems	6
Changes in approach and reasons for change	6
Actual or anticipated problems or delays and actions or plans to resolve them	7
Changes that had a significant impact on expenditures	7
Significant changes in use or care of human subjects, vertebrate animals, biohazards, and/or select agents	7
Significant changes in use or care of human subjects	7
Significant changes in use or care of vertebrate animals.	7
Significant changes in use of biohazards and/or select agents.....	7
6. Products.....	8
Publications, conference papers, and presentations.....	8
Website(s) or other Internet site(s)	8
Technologies or techniques	8
Inventions, patent applications, and/or licenses	8
Other Products	8
7. Participants & Other Collaborating Organizations	9
Changes in the active other support of the PD/PI(s) or senior/key personnel since the last reporting period?	9
What other organizations were involved as partners?.....	9
8. Special Reporting Requirements	9
9. APPENDICES:	10
Development of Pressure Relief Monitor data-processing algorithm	10

1. Introduction

Pressure ulcers (PU) are the most costly secondary complication following an SCI. In addition to the medical costs, the development of a pressure ulcer adversely impacts activities of daily living, employment and overall quality of life.

Research into pressure ulcer etiology has demonstrated that the damaging effects of pressure are related to both its magnitude and duration. Based upon this and related work, clinical interventions have been based upon the premise that both the magnitude and duration of loading are important. All persons with SCI are taught to relieve pressure on their buttocks regularly. While this is prudent training, it is based upon inference rather than direct evidence.

This project is the first to monitor pressure relief maneuvers and weight-shifting activities during the first year after injury. The project has been designed to fill two significant gaps in the current state of knowledge: 1) accurate measurement of dedicated pressure reliefs and other weight shift activities and 2) the relationship between activities that redistribute weight on the buttocks and the occurrence of pressure ulcers.

2. Keywords

Wheelchair, wheelchair cushion, spinal cord injury; pressure ulcer; pressure relief, weight shift; data logger

3. Accomplishments

Major goals of the project and accomplishments under these goals

Task 1. Design, configure and test weight shift sensor and weight shift monitors (months 1-8)

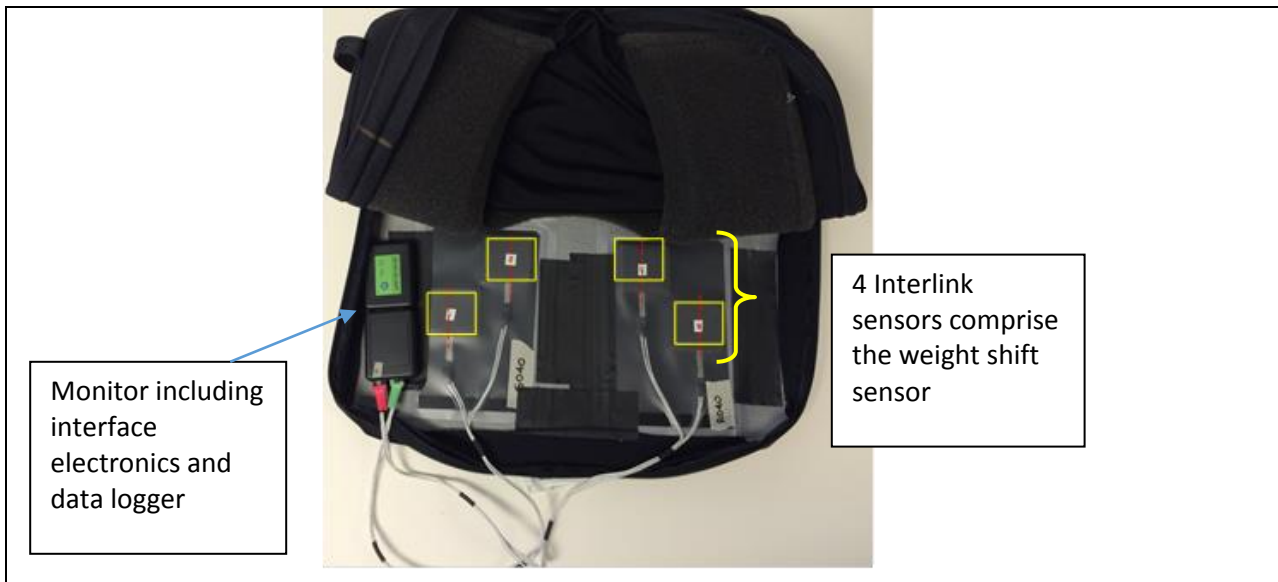
Design of weight-shift monitoring system

The weight-shift monitoring system is comprised of a weight shift sensor and a weight shift monitor. The weight shift sensor is placed underneath the wheelchair cushion to monitor forces on the seat surface. The weight shift monitor is composed of a 4 channel analog voltage input and data logger

After review of design specifications and testing, instrumentation from Gulf Coast Data Concepts (GCDC) was selected for the weight-shift monitor. This US-based company met specifications at a lower cost compared to a European company. Interlink sensors were selected for the weight shift sensor based upon testing and comparison with FlexiForce sensors. GCDC were provided Interlink samples along with response characteristics to facilitate the design, fabrication and testing of the interfacing circuit.

Multiple prototypes were exchanged between study personnel and GCDC; during each iteration, testing was deployed to assess the measurement, analog-to-digital conversion and storage of sensor response to loading. Battery life was also evaluated. Testing included cyclical loading of the system using a buttock model to simulate weight shift activities. Specifically, a buttock model loaded the sensors for 30 minutes followed by partial unloading for 30 seconds. This partial unloading was designed to mimic a pressure relief performed by a wheelchair user. Therefore, the test was designed to validate the ability of the sensors to detect periodic movement after extended periods of loading. Also, the test characterized sensor creep.

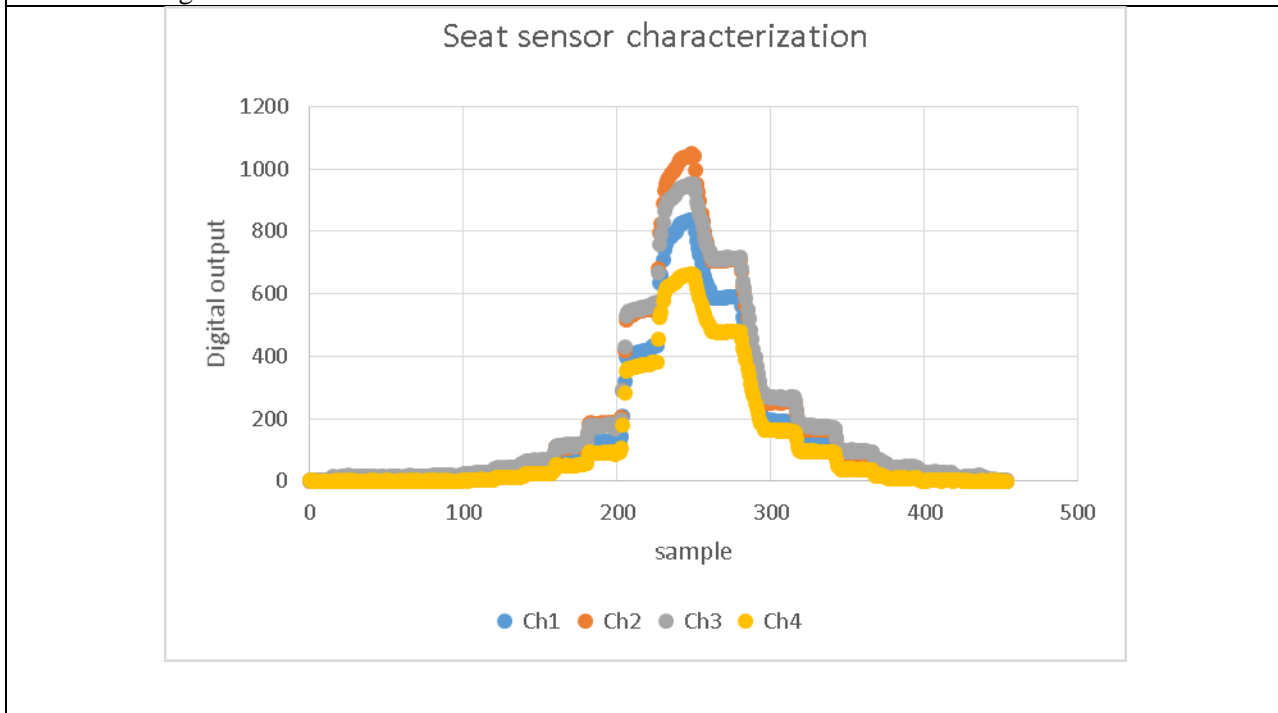
Weight shift monitoring system in position within cushion cover



Fabrication of seat sensors, interfacing with data measurement hardware, and sensor characterization.

Each weight shift sensor is comprised 4 Interlink pressure sensors that must be characterized. A total of 40 complete weight shift sensors were fabricated before characterization. Sensor characterization involved applying known forces in a stepwise manner to document the voltage responses from each individual Interlink sensor. This permitted us to optimize the bridge circuit in the data logger

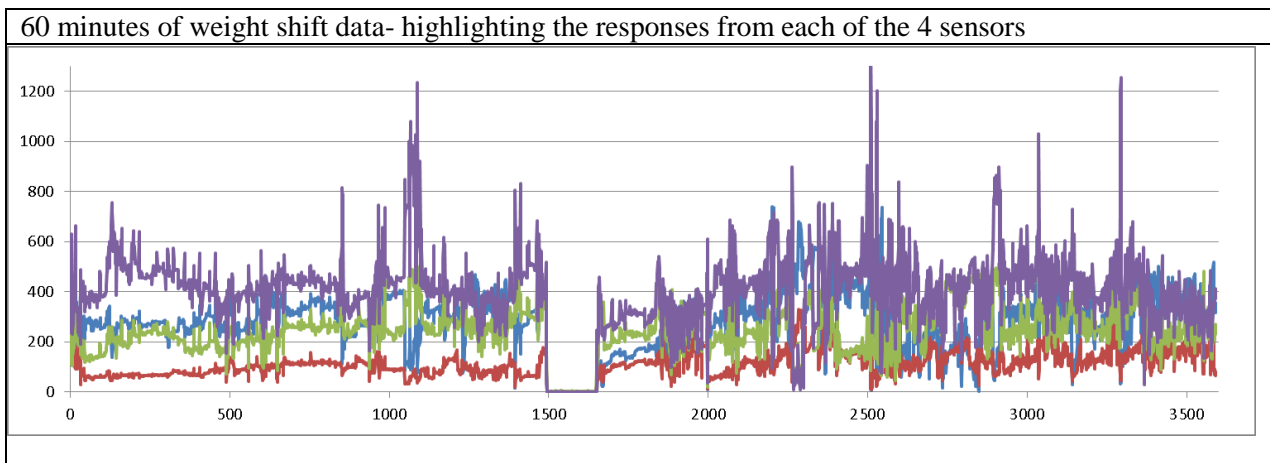
Characterizing the 4 Interlink sensors within each seat sensor



The weight-shift sensor is designed to monitor the loading on a wheelchair cushion. Changes in posture result in changes in load which is measured by the weight shift monitoring system. In order to document the type and

frequency of weight shifting behaviors, force data from the sensors must be categorized. This is a difficult challenge and one that is on-going.

Of note is the fact that the protocol collects a ‘training data set’ for each subject. This individual assessment is needed because forces on the cushion and changes in force due to movement will differ across people. This training data set because the basis upon which classification is based. The table below depicts 60 minutes of data- one response is from each of the sensors that comprise the weight-shift monitor.



Task 1 has been completed

Task 2. Finalize methodology and submit for IRB approval (months 2-8)

One human subject research protocol is required to complete the Statement of Work. The protocol was developed, submitted and approved at all three sites. The protocol has received HPRO approval

Protocol [HRPO Assigned Number]: SC120127

Title: Pressure relief behaviors and weight shifting activities in persons with SCI

Submitted to and Approved by:

- Georgia Tech, Shepherd Center, Kessler have each approved the protocol
- HRPO

Status:

- Protocol has been approved

Task 2 is complete except for annual continuing reviews performed at all 3 sites and by HPRO

Task 3. Develop research manuals for each facility and train staff (months 6-8)

Research Manual were developed for Kessler and Shepherd Center and were provided to each clinical site after a few rounds of iteration. While the complete Research Manual is extensive, a shorter Reference Manual was also developed for use during subject engagement; this document was included in the YR1 annual report.

Both Shepherd Center and Kessler staff have undergone formal training to establish proper technique and subject protocol.

Task 3 has been completed

Task 4. Enroll and monitor subjects for 12 months (months 9-33)
Subject screening and recruitment is ongoing at Shepherd Center and Kessler.

Total patients screened	630
Total met inclusion criteria	89
Total Local who declined	40
Total enrolled	29
Total currently being monitored for D/C	9

Task 5. Synthesize and analyze data (months 33-35)

- 5a. Collect and aggregate data (month 33)
- 5b. Iteratively run analysis and modeling (month 33-34)

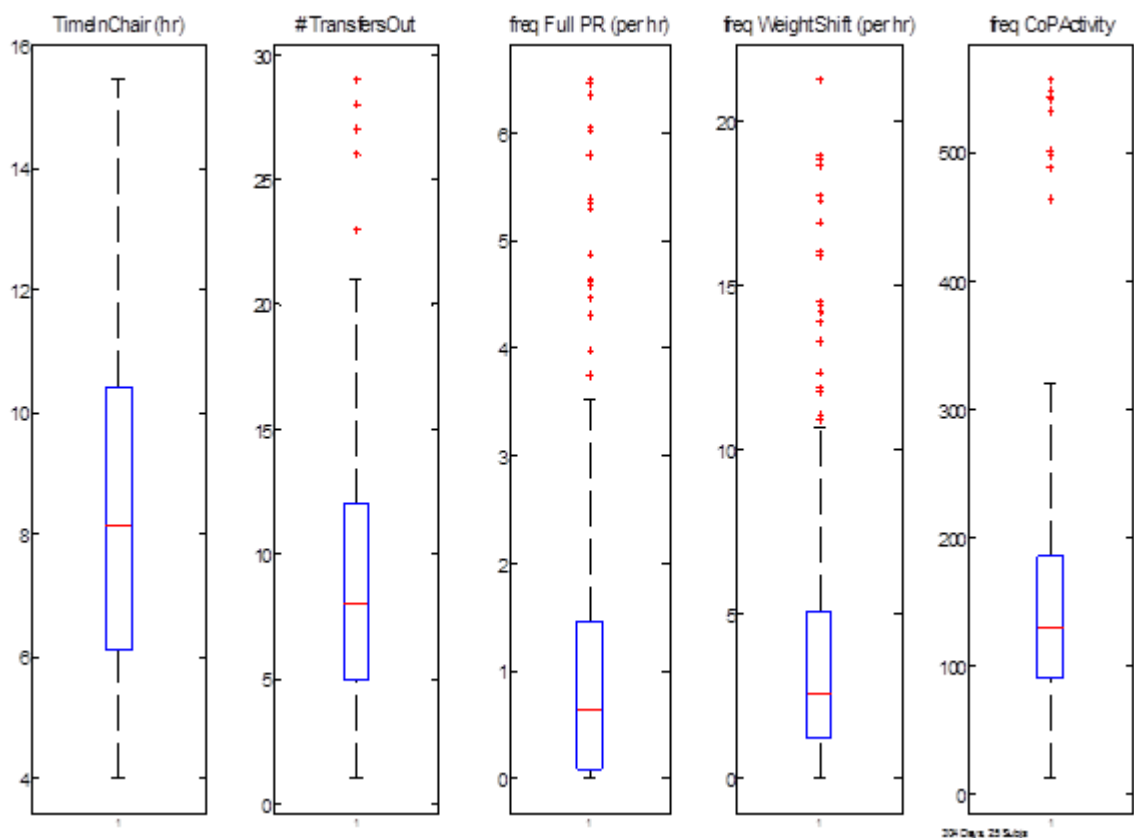
Data synthesis and analysis activities

An efficient data processing, review, and documentation pipeline has been established that permits efficient review of the data soon after collection. Processing steps described previously have all been coded in Matlab. Additional checks have been instituted that graph different aspects of the data on its own and relative to other subjects to allow for quick detection of problems in the data set. Using this, we have identified a few problematic days to be dropped from analysis, and have compiled the remaining data.

The figure below illustrates the type of data being collected. In-seat movement is a reflection of sitting behavior, so we anticipated a wide between person variability. As seen in the attached figure, we have 272 complete days of data collection across 18 subjects (3 of whom have returned for a follow up visit).

The graphs depict 5 metrics that describe use of the wheelchair and in-seat behavior: 1) time seated in wheelchair, 2) the number of transfers out of the chair, 3) pressure reliefs, 4) weight shifts and 5) in-seat movement. Box plots illustrate an inter-quartile range (25-75%-tile), the overall parametric range and outliers. The variability across daily behavior is readily recognized. This is not surprising since behaviors are wide ranging- both within and between persons. What we hope to learn, however, is whether these behavioral differences impact skin health.

Daily Characteristics



Current

Most of our participants have not yet been followed for a year, meaning we do not have skin health outcomes available at this time. Data collected to date permits the comparison of behaviors of individuals shortly after discharge (new users) to individuals who have been using a wheelchair for more than two years (long term users) as studied in our previous work. Despite significantly less time spent in the wheelchair, new wheelchair users performed a similar number of transfers and far more pressure reliefs and weight shifts shortly after discharge. Following subjects for the duration of the year may allow us to identify the timeline for reduced behavior.

* = $p < 0.05$ (New vs. Long term)	New	Long term
Time in Chair (hrs.)*	7.9 (2.3)	10.6 (3.0)
# Transfers Out Of Chair Daily	9.1 (5.3)	8.4 (4.3)
Pressure Relief Frequency* (per hour of occupancy)	1.1 (1.3)	0.4 (0.5)
Weight Shift Frequency* (per hour of occupancy)	4.2 (4.1)	2.4 (2.2)

A secondary question involved the role of mobility on skin health. New users used their wheelchairs less for mobility than the long term wheelchair users. As our current participants modify their homes, gain access to transportation, and gain strength for propulsion, we will monitor whether their wheelchair use catches up to chronic wheelchair users.

Mean (SD)	New users (Current study)	Long term users (prev study)
Number Bouts	45 (33)	89 (52)
Distance Wheeled (m)	1140 (1213)	1707 (1737)
Time Wheeling (min)	32.9 (28.9)	51.1 (36.2)

What opportunities for training and professional development has the project provided?

This project has increased our knowledge about in-seat movement of full time wheelchair users. This information has clinical relevance because wheelchair users with spinal cord injury are taught a rehabilitation regimen consisting of regular pressure reliefs and weight shifts.

How were the results disseminated to communities of interest?

We have begun to report our data at conferences that target clinicians (mainly, physical and occupational therapists) DME suppliers, and wheelchair users.

2015 Nordic Seating Symposium, Oslo, Norway: Dr. Stephen Sprigle presented a lecture entitled: “Dedicated pressure reliefs and functional in-seat movements as pressure redistributing strategies”

2015 Annual RESNA Conference, Denver, CO: Dr. Sharon Sonenblum presented a workshop entitled, “Do you know how people move in their wheelchairs? Measuring and describing real-world wheelchair use.”

4. Impact

What was the impact on the development of the principal discipline(s) of the project?

Nothing to report

What was the impact on other disciplines?

Nothing to report

What was the impact on technology transfer?

Nothing to report

What was the impact on society beyond science and technology?

Nothing to report

5. Changes/Problems

Changes in approach and reasons for change

Recruitment is difficult in a study such as this. The actual subject involvement is not rigorous. In fact, the set-up procedure takes less than 60 minutes. The challenge is in gaining interest from persons who are newly injured and have a pending discharge date. We noted this challenge while engaging potential subjects and come to the conclusion that asking someone to commit to a 12 month study before they have even been discharged was overwhelming to them.

To help overcome this situation, we made a slight change in the presentation of the project. Note- there is no change in the objectives or the targeted data set, rather a change in fully explaining the study to insure autonomy.

We have started to present this study in sections instead of as a 12 month commitment. Operationally, this targets recruitment for the initial visit within 1 month of discharge and in concert with another outpatient hospital visit. We also express our intent to schedule the participants for additional testing- if he or she is so interested.

An additional change in approach that we are planning for the coming year is to identify potential participants within the first year of discharge, but not necessarily within 1 month of discharge. We plan to identify individuals who are returning to Kessler or Shepherd Center for an appointment in order to enroll them at that time. We intend to try to follow them from enrollment until 12 months post discharge, for however many visits that may include.

Actual or anticipated problems or delays and actions or plans to resolve them

One potential problem or delay concerns subject recruitment; one problem was identified and has been addressed- as described above. This was not a significant change, rather was a change in semantic presentation.

The project is adequately staffed to perform recruitment, so personnel time is not a problem. Nonetheless, recruitment requires a consistent level of attention and ability to articulate the study clearly and answer questions. We are confident that the principals at Shepherd Center and Kessler will recruit their targeted number of subjects, but we also recognize that recruitment is always a potential problem, especially for a protocol requiring multiple visits.

PI Sprigle and CoI Sonenblum maintain regular contact with Shepherd Center staff and have even assisted in recruiting and running subjects. Consistent contact with Kessler has also been maintained and we continually address concerns and help them streamline processes.

Changes that had a significant impact on expenditures

None

Significant changes in use or care of human subjects, vertebrate animals, biohazards, and/or select agents

None

Significant changes in use or care of human subjects

None

Significant changes in use or care of vertebrate animals.

N/A

Significant changes in use of biohazards and/or select agents

N/A

6. Products

Publications, conference papers, and presentations

2015 Nordic Seating Symposium, Oslo, Norway: Dr. Stephen Sprigle presented a lecture entitled: “Dedicated pressure reliefs and functional in-seat movements as pressure redistributing strategies”

2015 Annual RESNA Conference, Denver, CO: Dr. Sharon Sonenblum presented a workshop entitled, “Do you know how people move in their wheelchairs? Measuring and describing real-world wheelchair use.”

Website(s) or other Internet site(s)

Nothing to report

Technologies or techniques

The activities of this project has led to the development of a simple 4 channel analog data logger. This was developed by study personnel in collaboration with Gulf Coast Data Concepts. This device is not IP, per se, as many analog data loggers exist, but it has some useful features that others might deem beneficial

The activities have also been working on a technique to categorize weight shifting activities and pressure reliefs. This work combines the efforts of this grant and that within the Rehabilitation Engineering Research Center, a project funded by the National Institute on Disability and Rehabilitation Research. This algorithm, uses the voltages from the weight shift sensors to calculate metrics and perform classification. Trying to characterize behavior using sensor data is a complicated task because behaviors can be so varied. A description of the development activity is included in the Appendix

Inventions, patent applications, and/or licenses

Nothing to report

Other Products

Nothing to report

7. Participants & Other Collaborating Organizations

Name:	Stephen Sprigle
Project Role:	Principal Investigator – GIT
Researcher Identifier (ORCID ID):	0000-0003-0462-0138
Nearest person month worked:	1
Contribution to Project:	designed sensor testing protocol, reviewed sensor testing data; processed subagreements with Shepherd Center and Kessler; worked on IRB submission; subject set-up
Funding Support:	State of Georgia

Name:	Sharon Sonenblum
Project Role:	Lead Investigator- GIT
Researcher Identifier :	
Nearest person month worked:	3
Contribution to Project:	established sensor and logger design specs; engaged data logging manufacturer; worked on classification algorithm; reviewed sensor testing data; submitted IRB application to GIT and Shepherd IRB ; Committees; subject set-up
Funding Support:	NIDRR (Dept of Education)

Name:	Trevor Dyson-Hudson, M.D.
Project Role:	Kessler PI
Researcher Identifier	
Nearest person month worked:	1
Contribution to Project:	Dr. Dyson-Hudson serves as site-PI at our collaborative clinical site, Kessler Foundation and Kessler Institute.
Funding Support:	NA

Name:	Marina Moldavsky
Project Role:	Shepherd study Coordinator
Researcher Identifier (e.g. ORCID ID):	
Nearest person month worked:	1.2
Contribution to Project:	Screen and enroll participants. Assist with carrying out protocol during each visit. Schedule participant visits. Input data and maintain all participant logs.
Funding Support:	

Changes in the active other support of the PD/PI(s) or senior/key personnel since the last reporting period?

Nothing to report

What other organizations were involved as partners?

Nothing to report

8. Special Reporting Requirements

9. APPENDICES:

Development of Pressure Relief Monitor data-processing algorithm

The sensor mat consists of 4 force sensors configured in a trapezoidal shape (Figure 2). The mat is placed *underneath* the wheelchair cushion so that its presence does not affect cushion performance. If placed on top of the cushion, it would alter the surface upon which the buttocks are positioned and impact cushion performance. Underneath the cushion, the measured forces are not as easily interpretable because the cushion redistributes loading between the buttocks and the mat. Therefore, extensive work has focused on algorithm development to accurately classify different weight shifting maneuvers.

The four force sensors were used to define four features of the loading profile: center of pressure (CoP) in the medial-lateral direction, CoP in the fore-aft direction, and the maximum force on the right and left sides. Each of these features were evaluated with respect to a continually defined baseline force profile which follows the users' typical seated posture during quiet sitting throughout the day. The four features relative to the baseline were used in a classification algorithm to determine overall weight shift status.

To develop the classification algorithms, training data was taken using the weight shift sensor (beneath the cushion) in combination with an interface pressure mat resting on top of the cushion. In the training set data, all weight shift sensor features were classified as either a weight shift or upright sitting according to the associated normalized interface pressure values. This represents the "ground truth." Weight shift sensor features from the daily data were then classified by identifying the Euclidean nearest neighbors in the training set's features and the associated ground truth status of upright sitting or weight shift.

The algorithm was designed to categorize force responses from the sensor into 3 groups:

- *Weight Shift (WS)* – either side is partially unloaded (<70% upright loading) for > 15 seconds
- *Pressure Relief (PR)* – left and right sides fully unloaded for > 15 seconds and < 2 minutes
- *Out of Chair* – fully unloaded for > 2 minutes

As indicated by the definitions, weight shifts and pressure reliefs were distinguished by the magnitude and duration of off-loading. Our previous study into weight shifts using forward and side leans informed these definitions.¹ This study found that weight-shifts involving partial off-loading for relatively short periods of time significantly reduced interface pressures and increased blood flow. This level of off-loading is achieved by postural changes during sustained reaching, leaning and other functional activities that shift the center of mass of the wheelchair user. In distinction, pressure reliefs fully off-load the load-bearing portions of the buttocks and tend to involve more volitional movements for that purpose. Occupancy of the wheelchair was also tracked since the frequencies of weight shifting activities are based upon occupancy-hours. Validation of the classification algorithm found that both the sensitivity and specificity exceeded 83%.

¹ S. Soneblum, T. Vonk, T. Janssen, and S. Sprigle, "Effects of wheelchair cushions and pressure relief maneuvers on ischial interface pressure and blood flow in people with spinal cord injury", *Archives of Physical Medicine and Rehabilitation*, Vol. 95 no.7, pp. 1350-1357, July 2014.