

REPORT DOCUMENTATION PAGE				Form Approved OMB No. 0704-0188	
<p>Public reporting burden for this collection of information is estimated to average 1 hour per response, including the time for reviewing instructions, searching existing data sources, gathering and maintaining the data needed, and completing and reviewing this collection of information. Send comments regarding this burden estimate or any other aspect of this collection of information, including suggestions for reducing this burden to Department of Defense, Washington Headquarters Services, Directorate for Information Operations and Reports (0704-0188), 1215 Jefferson Davis Highway, Suite 1204, Arlington, VA 22202-4302. Respondents should be aware that notwithstanding any other provision of law, no person shall be subject to any penalty for failing to comply with a collection of information if it does not display a currently valid OMB control number. PLEASE DO NOT RETURN YOUR FORM TO THE ABOVE ADDRESS.</p>					
1. REPORT DATE (DD-MM-YYYY) 04 January 2016		2. REPORT TYPE Briefing Charts		3. DATES COVERED (From - To) 02 November 2015 – 04 January 2016	
4. TITLE AND SUBTITLE An Ignition Torch Based on Photoignition of Carbon Nanotubes at Elevated Pressure				5a. CONTRACT NUMBER FA9300-12-C-0002	
				5b. GRANT NUMBER	
				5c. PROGRAM ELEMENT NUMBER	
6. AUTHOR(S) Alireza Badakhshan, Dave Forliti, Jeff Wegener, Stephen Danczyk, Douglas G. Talley, and Ivett A. Leyva				5d. PROJECT NUMBER	
				5e. TASK NUMBER	
				5f. WORK UNIT NUMBER Q0YA	
7. PERFORMING ORGANIZATION NAME(S) AND ADDRESS(ES) Air Force Research Laboratory (AFMC) AFRL/RQRC 10 E. Saturn Blvd. Edwards AFB, CA 93524-7680				8. PERFORMING ORGANIZATION REPORT NO.	
9. SPONSORING / MONITORING AGENCY NAME(S) AND ADDRESS(ES) Air Force Research Laboratory (AFMC) AFRL/RQR 5 Pollux Drive Edwards AFB, CA 93524-7048				10. SPONSOR/MONITOR'S ACRONYM(S)	
				11. SPONSOR/MONITOR'S REPORT NUMBER(S) AFRL-RQ-ED-VG-2015-411	
12. DISTRIBUTION / AVAILABILITY STATEMENT Approved for public release; distribution unlimited					
13. SUPPLEMENTARY NOTES For presentation at AIAA SciTech 2016 (04 January 2016) PA Case Number: # 15690; Clearance Date: 12/3/2015					
14. ABSTRACT Viewgraph/Briefing Charts					
15. SUBJECT TERMS N/A					
16. SECURITY CLASSIFICATION OF:			17. LIMITATION OF ABSTRACT	18. NUMBER OF PAGES	19a. NAME OF RESPONSIBLE PERSON
a. REPORT	b. ABSTRACT	c. THIS PAGE			D. Talley
Unclassified	Unclassified	Unclassified	SAR	13	19b. TELEPHONE NO (include area code) N/A



An Ignition Torch Based on Photoignition of Carbon Nanotubes at Elevated Pressure



(patent pending)

Alireza Badakhshan*, Dave Forliti%,
Jeff Wegener, Stephen Danczyk, Doug Talley, and Ivett Leyva†

*ERC Inc.,

%Sierra Lobo, Inc

†Air Force Research Laboratory



This work has been funded by DoD, through Nano Energetic Research Initiative

DISTRIBUTION STATEMENT A. Approved for public release; distribution is unlimited



Background



- The source of high pressure in most combustion devices is the combustion
 - Ignition occurs at low pressure
- A research project at AFRL required ignition to occur while already at high pressure
 - Conventional spark ignition is unreliable at high pressure
 - Alternatives such as laser ignition were impractical
- The solution was a Photoignition Torch (PITCH)
 - PITCH is also electromagnetically quiet, and doesn't interfere with instrumentation like spark ignitors do.




Photoignition of Nanostructured Solid Fuels by a Camera Flash



The photoignition torch (PITCH) uses a Xe-flash to create a spray of burning particles for initiation of combustions by utilizing ignition properties of carbon nanotubes (CNT)

Ignition capsule with
~50 mg of solid fuel





Xe-flash and the
driver electronics

Top: The complete hardware of a self-contained PITCH. The ignition capsule contains ~50 mg of solid fuel mixture of CNT and solid rocket propellants. PITCH is based on proven technologies that have been in use for decades in rocket industry.

Right: Photoignition of an encapsulated solid fuel mixture moments after the camera flash fires.


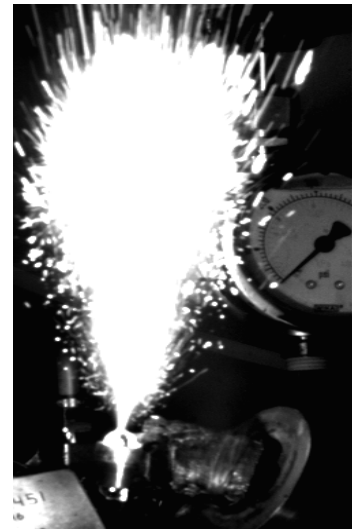

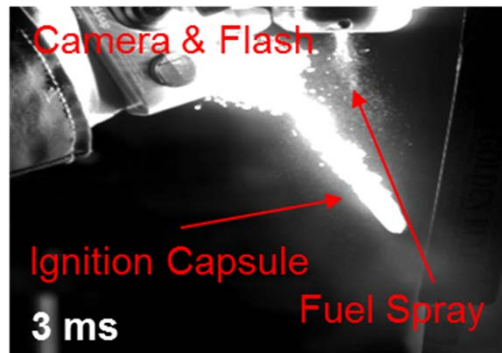
An ignition capsule (22 X7 mm)
with ~50 mg of solid fuel mixture



DISTRIBUTION STATEMENT A. Approved for public release; distribution is unlimited




Photoignition Torch for Fast, Robust, and Scalable Ignition



TOP: A 15 cm jet of hot particles that last 30-300 ms

LEFT: Snapshots of a photoignition torch as it ignites an RP-2 fuel spray

RIGHT: Movie of a 50 mg ignition torch that is captured at 2000 fps and shown at 20 fps [Click to play >>>](#)





How PITCH Works?



- PITCH takes advantage of photo ignition properties of single wall carbon nanotubes (SWNT) that is only a small fraction of the fluence needed for the laser ignition
- While other materials show photoignition property SWNT shows a low enough minimum ignition energy (MIE) with a good burns temperature
- For a PITCH we use SWNT along with other energetic materials that is referred to as photoignition solid fuel mixture (SFM)

Nanoparticle Samples	Particle Size/ Smallest Dimensional Size	Min. ignition Energy/area, Fluence (mJ/cm ²)	Ignition/burn Temperature* (°C)
SWNT(51% Fe)	< 30 nm	64 ± 8	490 ± 30
SWNT(18% Fe)	< 30 nm	182 ± 13	420 ± 50
Graphene Oxide Foam/Nanoplatelets	< 30 nm thick platelets	500 ± 60	370 ± 100
Al-nanoparticles	~18 nm	290 ± 50	1100 ± 150
Fe, Carbon coated	~ 40 nm	220 ± 35	250 ± 30
Fe powder	~ 30 nm	150 ± 25	220 ± 30
Pd powder	~ 12 nm	530 ± 60	320 ± 40

MIE for different nanostructured materials and their burn temperatures

*Temp. of a focused spot on the surface of the sample that is ~ 2 mm in diameter



Content of Solid Fuel Mixtures



	CNT, PI Agent (Wt%)	Fuel Al_NP (Wt%)	Fuel SRF* (Wt%)	Oxidizer B-KNO ₃ (Wt%)	Oxidizer KMnO ₄ (Wt%)	Observations and Comments On the Relative Effects of Additives
1	~3%		~97%			*solid rocket fuel (SRF) ignition is unreliable due to ignition delays (ratio doesn't matter)
2	10%				90%	Reliable ignition only ≥ 10 atm with a short burn duration, low gas pressure
3	10%			90%		Improved ignition reliability & burn Temp. compared to the above
4	3%	7-12%	85-90%			More reliable ignition, burns at higher Temp. & generates more gas than samples 2 & 3
5	3%	7%	45%		45%	Less reliable ignition than the above unless the chamber Pres. ≥ 10 atm
6	3%	7%	50%	40%		Improved flash sensitivity & ignition + generate a lot of gas & smoke
7	1%	9%	80%	10%		Best ignition sensitivity, reliability & burn duration for Cham. Pres. ≥ 7 atm
8	2%	8%	70%		20%	Good for chamber Pres. ≥ 15 atm
9	2%	8%	70%	20%		Improved reliability and burn duration than #8
10	1%	15%	75%	9%		As good as the above at atmospheric pressure, but burns too fast ≥ 15 atm

DISTRIBUTION STATEMENT A. Approved for public release; distribution is unlimited



PITCH for Specific Ignition Applications




PITCH provides certain advantages over spark ignition systems for rocket engines and combustors:

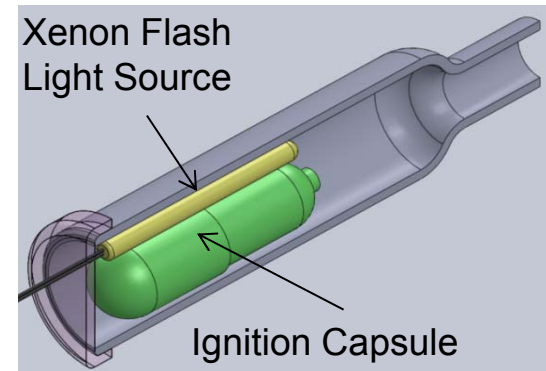
- PITCH operates within a wide range of pressures and its reaction time (<40 ms) decreases with increased pressure
- It produces no electromagnetic interference (EMI)
- PITCH is photo-activated directly or via an optical fiber so it is not affected by EMI or ESD
- It is self-contained and lightweight using one AA battery

PITCH also offers unique ignition capabilities in combustor research and development applications:

- Ignition at target pressure, avoiding potential overheating during pressure ramp-up.



A 10 mg low pressure ignition torch as it ignites a fuel spray

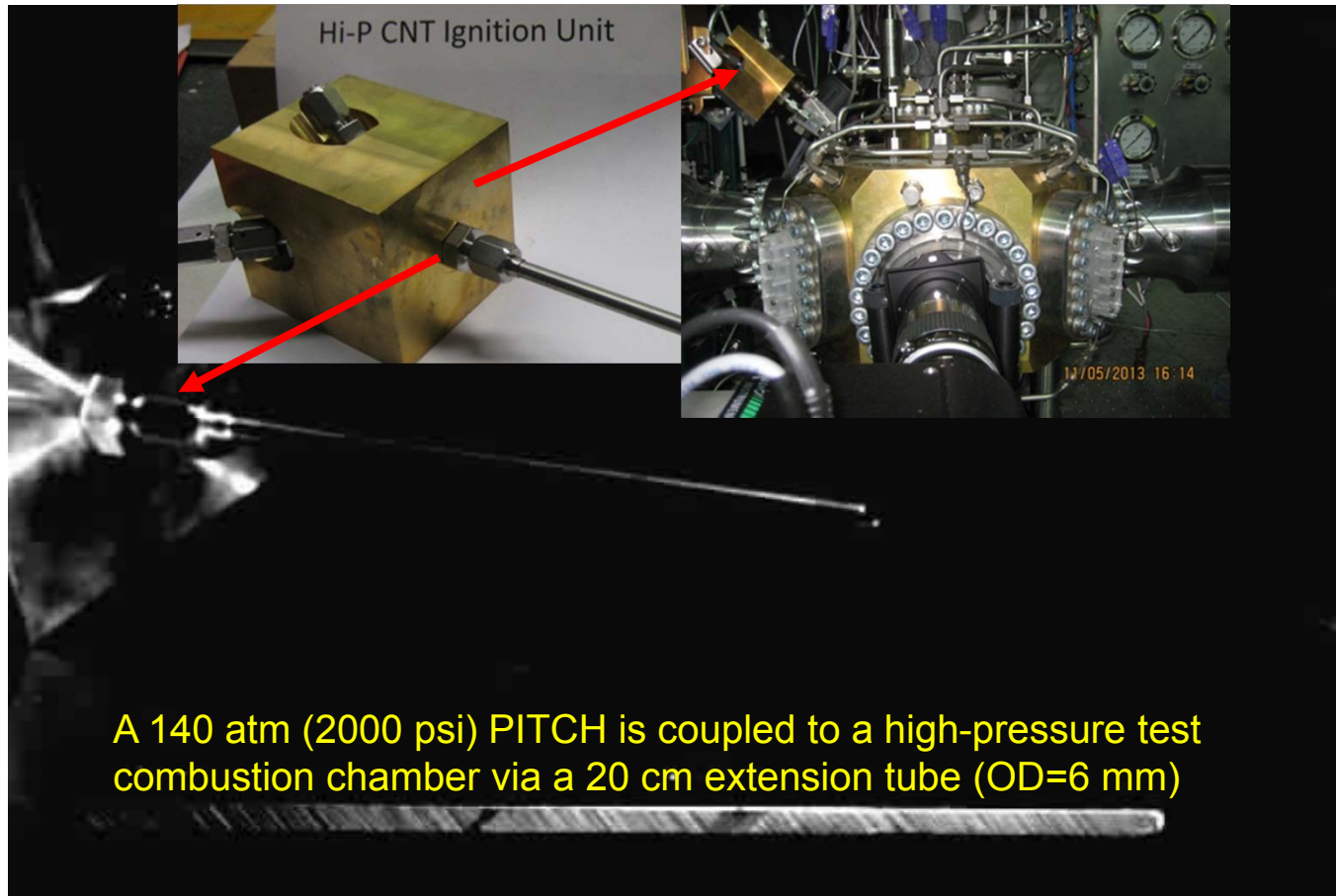


The schematic image of high pressure ignition torch with a remotely operated Xe-flash lamp

We use PITCH to ignite subscale test rockets at 130 K and ~ 35 atm (~ 500 psi) to study potentially destructive CI effects for <3 s, while avoiding overheating



High Pressure PITCH Applied to a H₂/O₂ Subscale Rocket Injector



Click >>>

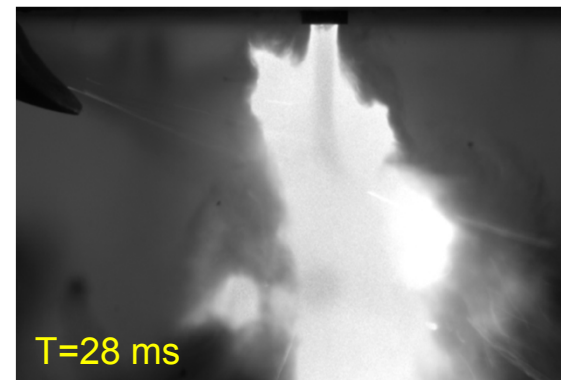

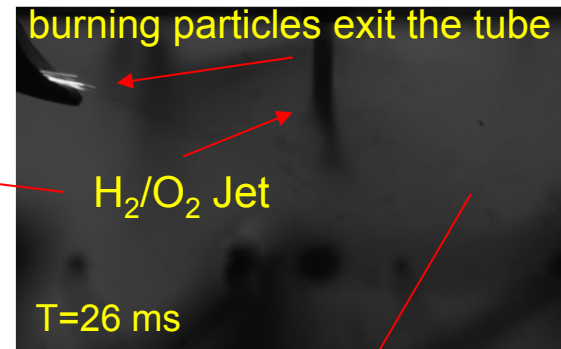

Top: a high-pressure chamber for test of subscale rocket injector and its ignition torch

Bottom: Movie of a 140 atm (2000 psi) PITCH (top left corner) emitting burning particles.

DISTRIBUTION STATEMENT A. Approved for public release; distribution is unlimited



High Pressure PITCH Applied to an H_2/O_2 Subscale Rocket Injector



Click >>

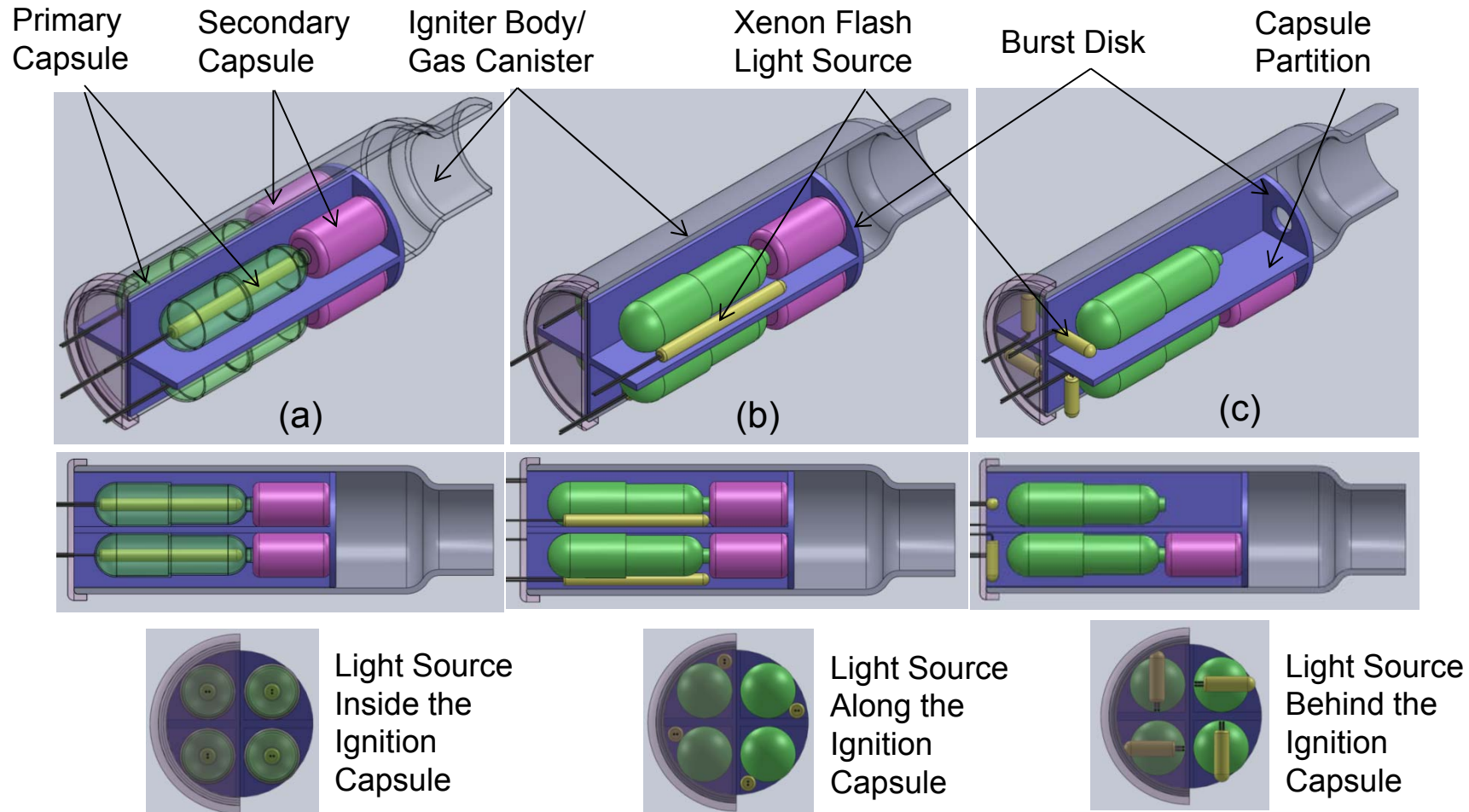
Top: A movie of a high-pressure ignition torch igniting a 130 K H_2/O_2 coaxial jet at 35 atm. The arrow shows the trajectory of the hot particle that causes the ignition

Right: Snapshots of combustion in H_2/O_2 coaxial jet that was ignited by a PITCH. The combustion was achieved within 25-30 ms after the Xe-flash fires.

DISTRIBUTION STATEMENT A. Approved for public release; distribution is unlimited



High Pressure PITCH With Multiple Ignition Capability



Different configurations for placement of Xe-flashes in a PITCH in high pressure canisters offer multiple ignitions. Burst disks allow each section to operate independently. Use of a honey comb configuration provides multiple ignitions before reloading new capsules.

DISTRIBUTION STATEMENT A. Approved for public release; distribution is unlimited



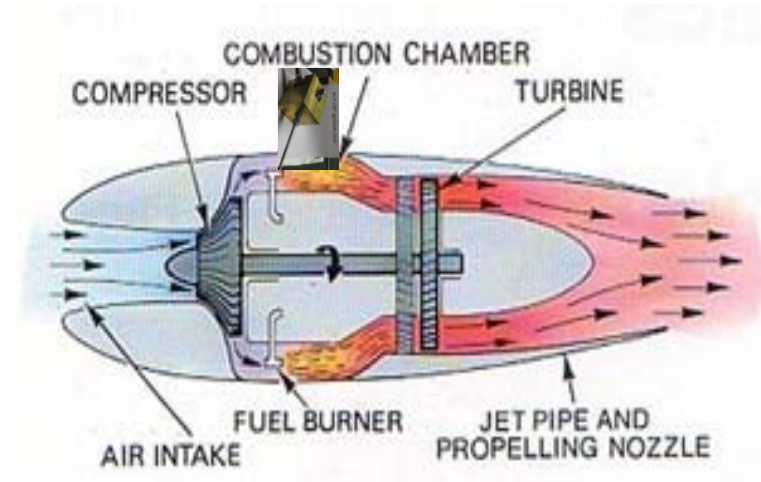
Conclusion



Specific capabilities of PITCH may present advantages for cold start of combustors and ignition of different turbines:

It provides volumetric ignition by creating a jet of hot gases and burning particles within a wide range of parameters:

- 0.5-100 atm (7-1500 psi) of pressure
- 500-2000°C temperature range
- The ignition delay (10-40 ms) and the burn duration (0.1-2 s) decreases with increased pressure
- Safe and reliable ignition for any combustible fuel mixture
- The low voltage (< 350 v) discharge in PITCH produces no electromagnetic interference and its operation is not affected by EMI or electrostatic discharge
- Use of multiple PITCH igniters greatly enhanced the chance of ignition of turbines
- The connecting tube delivers burning particles directly to the combustion zone, providing big advantages over conventional wall-mounted spark plugs
- PITCH offers a volumetric ignition, unlike point source igniters such as a spark plug, offering an increased chance of ignition for cold start and relight





Possible Areas of Future R&D



Making PITCH work for special application:

- High-pressure ignition of monopropellants, M315E as an example
- Modification of solid fuel mixtures (SFM) for control of ignition energy, burn duration, and burn properties
- Managing ignition transient effects through SFM formulation
- Effects of ambient oxygen on the photoignition process

Use of PITCH as an igniter for space/satellite applications:

- Study of long term stability of different SFM formulations in space environment
- Modification of SFM to prepare PITCH for application in a vacuum
- Control of ignition duration and burn properties for space vehicles
- Ruggedization of PITCH for long time survival in space environment
- A PITCH design with many ignition capsules and a few drive electronics

Photoignition agents as liquid fuel additives:

- Micro encapsulation of SFM in order to use it as an additive for liquid fuels
- Use of the above in specialized fuel injectors in order to achieve distributed ignition in larger rocket engines