

UNCLASSIFIED

AD NUMBER
AD867328
NEW LIMITATION CHANGE
TO Approved for public release, distribution unlimited
FROM Distribution authorized to U.S. Gov't. agencies and their contractors; Administrative/Operational Use; Feb 1970. Other requests shall be referred to Air Force Armament Laboratory, Attn: ATRD, Eglin AFB, FL 32542.
AUTHORITY
AFATL ltr, 13 Apr 1976

THIS PAGE IS UNCLASSIFIED

AD 867328

AFATL-TR-70-18

## Penetration of 15-Grain Bomb Fragments Into Wallboard

TECHNICAL REPORT AFATL-TR-70-18

FEBRUARY 1970

This document is subject to special export controls and each transmittal to foreign governments or foreign nationals may be made only with prior approval of the Air Force Armament Laboratory (ATRD), Eglin AFB, Florida 32542. Distribution of this report is limited because it includes information on munitions restricted by US Export Control Acts.

Reproduced by the  
CLEARINGHOUSE  
for Technical Scientific & Technical  
Information Springfield, Va. 22151

**AIR FORCE ARMAMENT LABORATORY**

AIR FORCE SYSTEMS COMMAND • UNITED STATES AIR FORCE

EGLIN AIR FORCE BASE, FLORIDA

26

PENETRATION OF 15-GRAIN BOMB FRAGMENTS INTO WALLBOARD

by

Richard P. Warnis

This document is subject to special export controls and each transmittal to foreign governments or foreign nationals may be made only with prior approval of the Air Force Armament Laboratory (ATRD), Eglin AFB, Florida 32542. Distribution of this report is limited because it includes information on munitions restricted by US Export Control Acts.


## FOREWORD

Presently, the Degradation Effects Program (DEP) and others are using regression equations relating the striking velocity for cylinders as a function of their penetration into wallboard. This effort grew out of the question of whether actual bomb fragments would have a similar regression equation. This phase of the study is concerned with testing 15-grain bomb fragments. As a follow-up study, 60-grain and 240-grain bomb fragments will be investigated.

The author wishes to thank R. Brandt (ATRD) for his suggestions on analytical techniques for data evaluation. The ATRD range crew composed of Jack Byrne, Clyde Wallace, Sgt Ron Stearns, Sgt John Frayer, Sgt T.C. Costello, and AIC Earl Farabaugh provided the necessary technical support and instrumentation.

Information in this report is embargoed under the Department of State International Traffic In Arms Regulations. This report may be released to foreign governments by departments or agencies of the U.S. Government subject to approval of the Air Force Armament Laboratory (ATRD), Eglin AFB, Florida 32542, or higher authority within the Department of the Air Force. Private individuals or firms require a Department of State export license.

This technical report has been reviewed and is approved.



CHARLES K. ARPKE, Lt Col, USAF  
Acting Chief, Technology Division

#### ABSTRACT

The primary objective of this program was to define a function between the striking velocity for 15-grain random shaped bomb fragments and their depth into the wallboard trade named Nu-Wood. These fragments were fired from a 20mm Mann barrel into bundled Nu-Wood. The fragments were lightly filed to fit into a  $0.97 < w < 1.03$  gram weight range. The striking velocities were in the 500 ft/sec to 5000 ft/sec range. The graph of fragment striking velocity as a function of depth into Nu-Wood showed a wide range of depths for approximately 1000 ft/sec, 3000 ft/sec, and 5000 ft/sec striking velocities. A least squares curve would not be valuable since the penetration spread is too wide at given velocities. Fragment penetration into Nu-Wood from firing cylinders does not give a realistic picture of 15-grain actual bomb fragmentation spread. The fragment penetration into Nu-Wood was found to be a momentum as opposed to a kinetic energy effect. The depth of penetration is not a primary function of the presented area and perimeter of the impacting fragments for 3000 ft/sec and 5000 ft/sec velocities. Shots at 1000 ft/sec reveal a dependence on the presented area and perimeter of the impacting fragment.

(The reverse of this page is blank)

TABLE OF CONTENTS

Section		Page
I.	INTRODUCTION.....	1
II.	TEST SET-UP.....	2
III.	PRIMARY OBJECTIVE.....	5
IV.	SECONDARY OBJECTIVES.....	13
V.	CONCLUSIONS.....	18
	REFERENCES.....	19

LIST OF FIGURES

Figure	Title	Page
1.	Test Set-up.....	3
2.	X and Y Co-ordinates on the Nu-Wood Bundle.....	4
3.	Striking Velocity Versus Penetration into Nu-Wood for 15-Grain Bomb Fragments.....	6
4.	15-Grain Bomb Fragment Shapes.....	11
5.	15-Grain Bomb Fragment Impact Presented Areas and Perimeters.....	15

LIST OF TABLES

Table	Title	Page
I.	15-Grain Bomb Fragment Shape Classification, Powder Charge, Measured Velocity, Striking Velocity, and Penetration into Nu-Wood Data....	8
II.	Presented Areas and Perimeters of Impacting 15-Grain Bomb Fragments.....	14
III.	Momentum Penetration Into Nu-Wood.....	17

SECTION I  
INTRODUCTION

Actual 15-grain bomb fragment firings into Nu-Wood were conducted at Range 22, Eglin AFB, during the months of July through September 1969.

The primary objective was to define a function between striking velocity and depth into Nu-Wood. Secondary objectives were:

- a. To find if the penetration into Nu-Wood is a function of the presented area and perimeter of the impacting fragment.
- b. To determine if the penetration of actual 15-grain bomb fragments into Nu-Wood is a momentum or kinetic energy effect.
- c. To observe the breakup characteristics of actual 15-grain bomb fragments in Nu-Wood.
- d. To determine the extent of deflection of the fragments relative to projected paths in air and Nu-Wood.

SECTION II  
TEST SET-UP

The general test set-up for the firings is shown in Figure 1. Figure 2 shows the co-ordinates  $X_1Y_1$ ,  $X_2Y_2$ , and  $X_3Y_3$  on the three-dimensional view of the bundle. The lower left hand corner of the bundle serves as the origin.



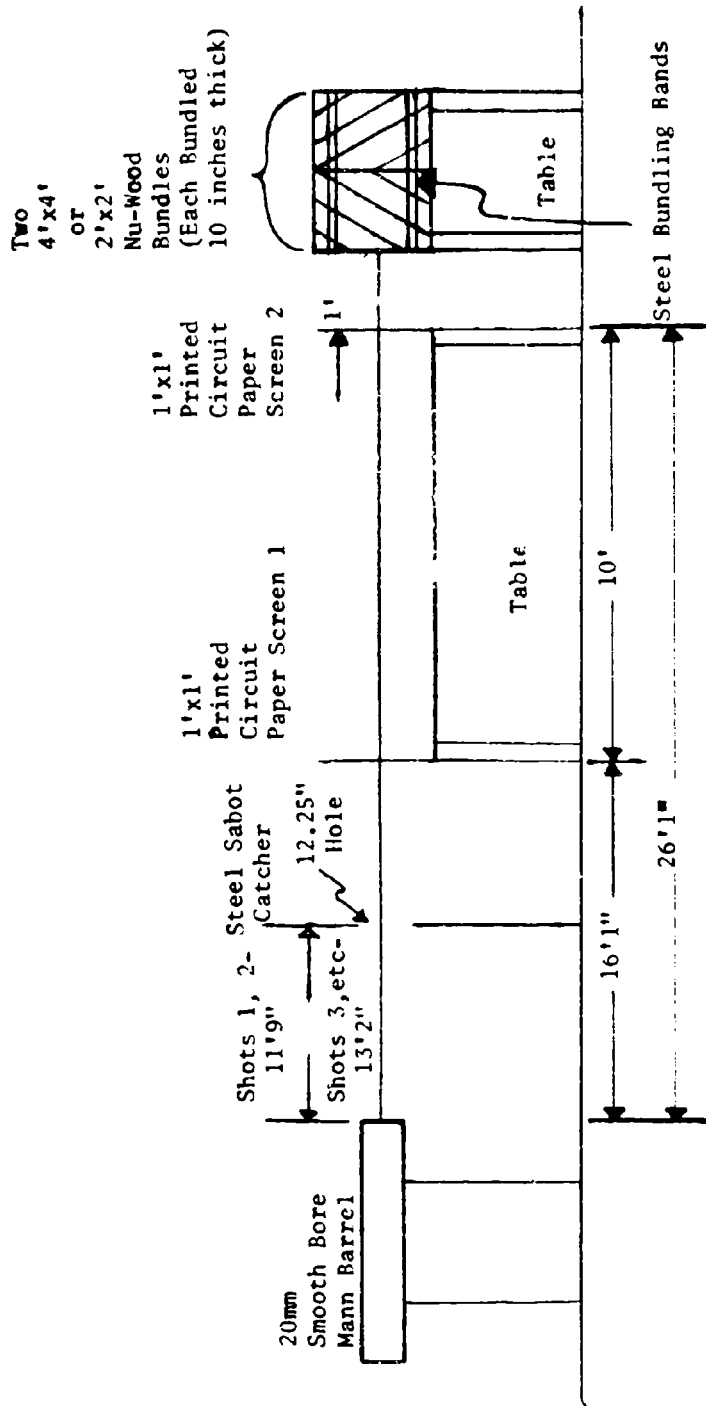
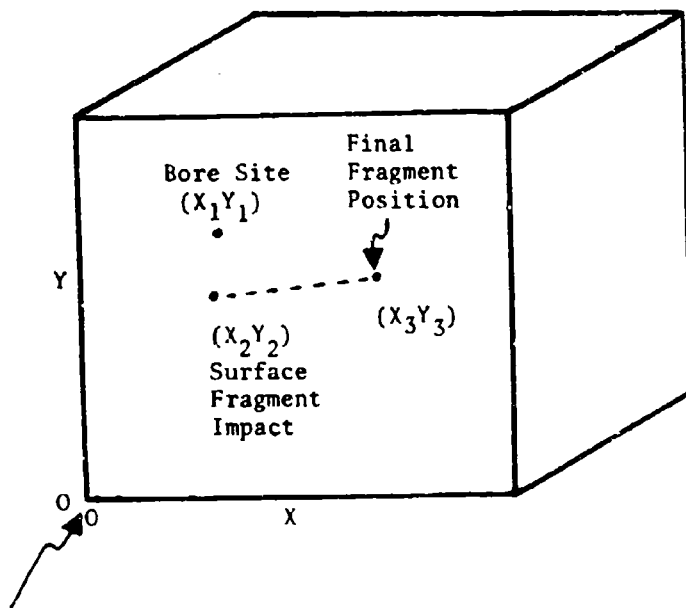


Figure 1. Test Set-up



Origin at  
lower left  
hand corner  
of bundle

Figure 2. X and Y Co-ordinates on the Nu-Wood Bundle.

SECTION III  
PRIMARY OBJECTIVE

Figure 3 shows the finalized graph of striking velocity as a function of depth of penetration into Nu-Wood. These striking velocities were obtained by correcting the fragment measured velocity for air drag. The air drag correction was 0.9242 times the measured velocity to give the striking velocity. This was obtained from: <sup>1</sup>

$$V_s = \bar{V} \left[ \frac{\frac{-\alpha(S-x)}{m^{1/3}} - \frac{-\alpha S}{m^{1/3}}}{\frac{\alpha x}{m^{1/3}}} \right]$$

$V_s$  = Striking velocity (feet/sec).

$\bar{V}$  = Average measured velocity between the screens. The first screen is at  $x_0=0$ , the second at  $x=10$  feet (ft/sec),

$S$  = Distance from the first screen to the target (11 feet).

$\alpha$  = 0.0327 (constant for an air drag coefficient  $C_d=0.640$ , and density of air,  $\rho=0.310$  grains/in<sup>3</sup>).

$M$  = Mass of fragment in grains.

Valid data points and data points estimated from powder charges are plotted on Figure 3. The fragment weight range of  $0.97 < w < 1.03$  grams is not a function of depth into Nu-Wood. Figure 3 illustrates the wide spread in depth of penetration at striking velocities near 3000 ft/sec and 5000 ft/sec.

A means of classification of the fragments into shape categories was found from close examination of the fragments and solving for  $D$  in:

$$LWD = \frac{w}{\rho}$$

LWD = Length Width Depth where  $L > W > D$  (in.).

$w$  = Weight of fragment (lbs).

$\rho$  = 0.284  $\frac{\text{lbs}}{\text{in}^3}$  as the general density of steel.

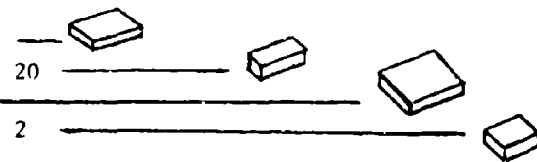
The Categories are:

L-F = Long flat, fragment 3

L-C = Long chunky, fragment 20

F = Flat, fragment 4

F-C = Flat chunky, fragment 2



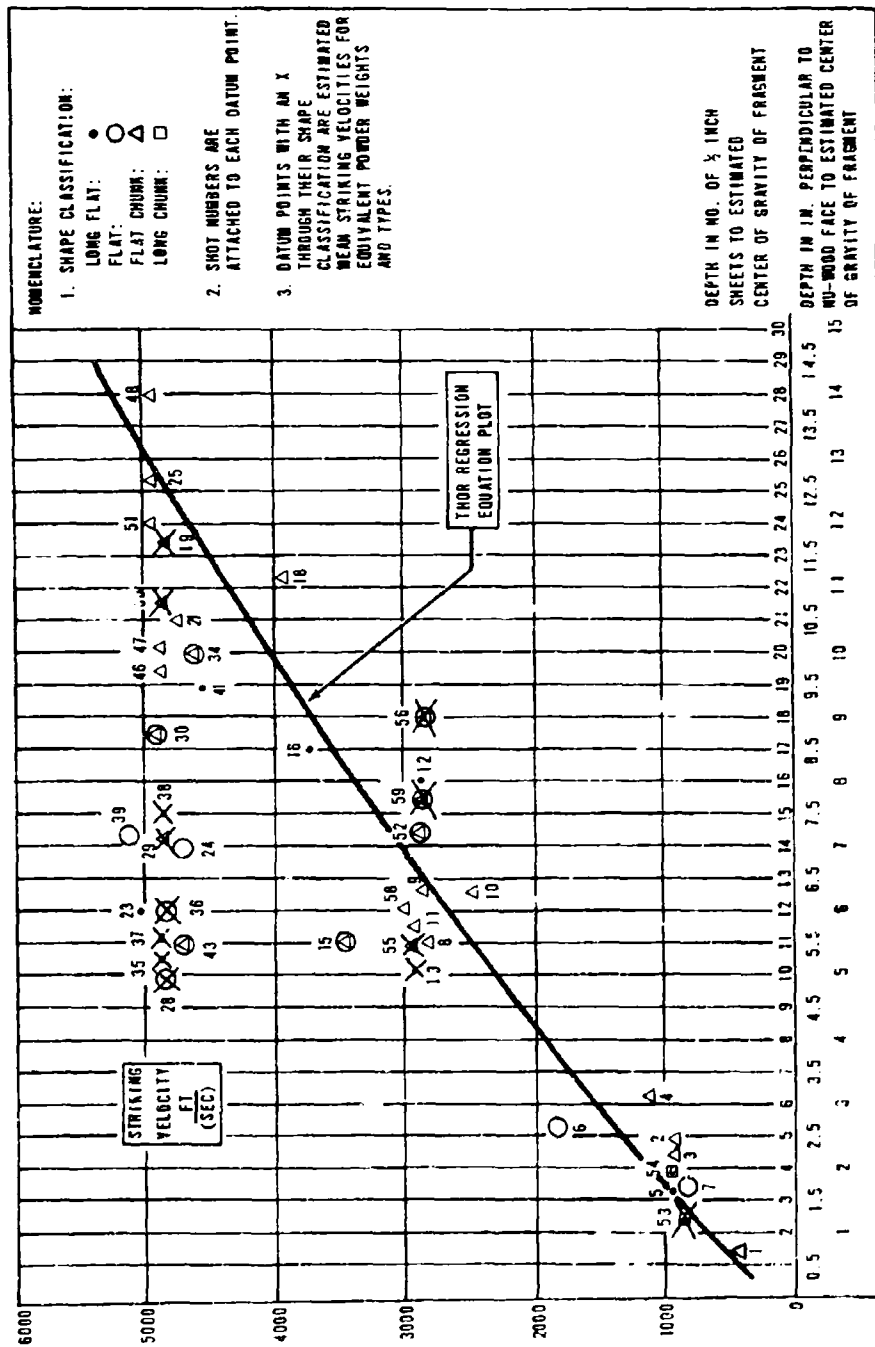


Figure 3. Striking Velocity versus Penetration into Nu-Wood for 15-Grain Bomb Fragments.

The calculated D values can fit approximate groups for D (inches):

<u>Long Flat</u>	<u>Flat</u>	<u>Flat Chunky</u>	<u>Long Chunky</u>
0.045	15-0.055	0.055-0.065	0.065-0.075

Table 1 shows the classification of the fragments and Figure 4 illustrates the fragments. Figure 4 fragments 1 through 20 were not photographed before the firings. After firing, many fragments were lost from impacting the sabot catcher or the printed circuit paper holders.

The data points in figure 3 have associated fragment shape classifications. Generally, the long flats and flats are distributed to the extreme left of the graph. Long chunks and flat chunks are primarily concentrated toward the middle and extreme right of the graph.

Figure 3 has a regression plot of a penetration equation obtained by firing steel cylinders into wallboard trade named Nu-Wood and Flint-Kote. These cylinders had characteristic velocities from 505 ft/sec to 12,788 ft/sec, masses from 0.25 grains to 241.50 grains, and 0° to 70° obliquity from the projectile path to the perpendicular to the Nu-Wood surface. The finalized regression equation used for the plot is: <sup>2</sup>

$$V_s = \frac{112881(X)^{0.8073}(M^{1/3})^{0.9078}}{140.9388}$$

$V_s$  = Striking velocity of steel cylindrical fragments (ft/sec)

$X$  = Depth of penetration measured perpendicular to the Nu-Wood surface (in.)

$K$  = 0.0088

$M$  = Mass of fragment (grains)

<sup>2</sup> This will be termed the Thor regression equation. The Thor regression plot for cylinders does not fit closely to the distribution of 15-grain bomb fragment data points. Long chunks and flat chunks do fit within an acceptable range of the Thor Plot.

TABLE I. 15 GRAY BOMB FRAGMENT SHAPE CLASSIFICATION, POWDER CHARGE, MEASURED VELOCITY, STRIKING VELOCITY, AND PENETRATION INTO NU-WOOD DATA.

Shot No.	Fragment No.	Shape Classification	Powder Weight (Grains), Type	Measured Velocity (ft./sec.)	Striking Velocity (0.742 V Measured Velocity) (ft./sec.)	Nu-Wood Fragment Penetration Depth Perpendicular to Nu-Wood Surface to Estimated Center of Gravity of Fragment (in.)	Comments
1	Fragment 15	Flat Chunk	125 Grains IMR 4350	463	428	0.75	Good Shot
2	Fragment 15	Flat Chunk	175 Grains IMR 4350	981	907	2.25	Good Shot
3	Fragment 1	Flat Chunk	175 Grains IMR 4350	982	908	2.19	Good Shot
4	Fragment 2	Flat Chunk	180 Grains IMR 4350	1212	1120	3.12	Good Shot
5	Fragment 3	Long Flat	175 Grains IMR 4350	1010	933	1.69	Good Shot
6	Fragment 16	Flat	300 Grains IMR 4350	1974	1824	2.69	Good Shot
7	Fragment 4	Flat	175 Grains IMR 4350	506	837	1.75	Good Shot
8	Fragment 5	Flat Chunk	400 Grains IMR 4350	3034	2804	5.50	Good Shot
9	Fragment 6	Flat Chunk	400 Grains IMR 4350	3083	2849	6.31	Good Shot
10	Fragment 7	Flat Chunk	335 Grains IMR 4350	2656	2455	6.25	Good Shot
11	Fragment 8	Flat Chunk	400 Grains IMR 4350	3112	2876	5.56	Good Shot
12	Fragment 9	Long Flat	390 Grains IMR 4350	3111	2875	8.00	Good Shot
13	Fragment 10	Long Flat	390 Grains IMR 4350	2232 (3 13)	2063 (2875)	5.50	Bad Shot
14	Fragment 10	Long Flat	380 Grains IMR 4350	1790	1654	N/A	Bad Shot
15	Fragment 11	Flat, Flat Chunk	550 Grains IMR 4350	3748	3464	5.50	Good Shot
16	Fragment 12	Long Flat	550 Grains IMR 4350	4010	3706	6.50	Good Shot
17	Fragment 13	Flat, Flat Chunk	325 Grains IMR 4895	N/A	N/A	5.00	Bad Shot
18	Fragment 18	Flat Chunk	500 Grains IMR 4895	4267	3944	11.12	Good Shot
19	Fragment 15	Flat Chunk	600 Grains IMR 4895	N/A (5252)	N/A (4854)	11.75	Bad Shot
20	Fragment 15	Flat Chunk	625 Grains IMR 4895	N/A	N/A	N/A	Bad Shot
21	Fragment 1	Flat Chunk	625 Grains IMR 4895	5180	4787	10.50	Good Shot
22	Fragment 19	Flat, Long Flat	625 Grains IMR 4895	4017	3713	5.00	Bad Shot
23	Fragment 17	Long Flat	625 Grains IMR 4895	5423	5012	6.00	Breakoff
24	Fragment 4	Flat	625 Grains IMR 4895	5171	4779	Good Shot	Good Shot
25	Fragment 2	Flat Chunk	625 Grains IMR 4895	5327	4923	12.62	Good Shot
26	Fragment 14	Long Flat	625 Grains IMR 4895	3879	3585	N/A	Bad Shot
27	Fragment 16	Flat	625 Grains IMR 4895	4378	4046	N/A	Bad Shot
28	Fragment 16	Flat	625 Grains IMR 4895	4438 (5252)	4102 (4854)	5.00	Bad Shot
29	Fragment 8	Flat Chunk	625 Grains IMR 4895	N/A (5252)	N/A (4854)	7.25	Bad Shot
30	Fragment 11	Flat, Flat Chunk	625 Grains IMR 4895	5288	4887	8.75	Good Shot

TABLE I. (CONT'D)

Shot No.	Fragment No.	Shape Classification	Powder Weight (Grains), Type	Measured Velocity (ft/sec)	Striking Velocity (0.9242 X Measured Velocity) (ft/sec)	Nu-Wood Fragment Penetration Depth Perpendicular to Nu-Wood Surface to Estimated Center of Gravity of Fragment (in.)	Comments
31	Fragment 3	Long Flat	625 Grains IMR 4895	4730	4371	N/A	Bad Shot Breakoff
32	Fragment 8	Flat Chunk	625 Grains IMR 4895	3894	3599	N/A	Bad Shot Fragment Hit Sabot Catcher
33	Fragment 4	Flat	625 Grains IMR 4895	3768	3482	N/A	Bad Shot Fragment Hit Sabot Catcher
34	Fragment 11	Flat, Flat Chunk	625 Grains IMR 4895	5005	4626	10.00	Good Shot
35	Fragment 17	Long Flat	625 Grains IMR 4895	3779(5252)	3493(4854)	5.25	Bad Shot
36	Fragment 16	Flat	625 Grains IMR 4895	1678(5252)	1551(4854)	6.00	Bad Shot
37	Fragment 10	Long Flat	625 Grains IMR 4895	1620(5252)	1497(4854)	5.62	Bad Shot
38	Fragment 10	Long Flat	625 Grains IMR 4895	3295(5252)	3045(4854)	7.50	Bad Shot
39	Fragment 16	Flat	625 Grains IMR 4895	5537	5117	7.12	Good Shot
40	Fragment 12	Long Flat	625 Grains IMR 4895	534	494	N/A	Bad Shot
41	Fragment 9	Long Flat	625 Grains IMR 4895	4933	4559	9.50	Good Shot
42	Fragment 11	Flat, Flat Chunk	625 Grains IMR 4895	454	420	N/A	Bad Shot
43	Fragment 13	Flat, Flat Chunk	625 Grains IMR 4895	5155	4764	5.50	Good Shot
44	Fragment 16	Flat	625 Grains IMR 4895	1788	1652	N/A	Bad Shot
45	Fragment 1	Flat Chunk	625 Grains IMR 4895	3510	3244	N/A	Bad Shot
46	Fragment 2	Flat Chunk	625 Grains IMR 4895	5269	4870	9.75	Good Shot
47	Fragment 18	Flat Chunk	625 Grains IMR 4895	1910(5252)	1765(4854)	10.00	Good Shot
48	Fragment 2	Flat Chunk	625 Grains IMR 4895	5368	4961	14.00	Good Shot
49	Fragment 18	Flat Chunk	625 Grains IMR 4895	1573	1454	N/A	Bad Shot
50	Fragment 2	Flat Chunk	625 Grains IMR 4895	3293(5252)	3043(4854)	10.75	Bad Shot
51	Fragment 2	Flat Chunk	625 Grains IMR 4895	5370	4963	12.00	Good Shot
52	Fragment 13	Flat, Flat Chunk	400 Grains IMR 4350	3154	2915	7.38	Good Shot
53	Fragment 20	Long Flat, Long Chunk	175 Grains IMR 4350	636(972)	588(898)	1.25	Bad Shot
54	Fragment 20	Long Flat, Long Chunk	175 Grains IMR 4350	982	908	2.00	Good Shot
55	Fragment 5	Flat Chunk	400 Grains IMR 4350	2231(3111)	2062(2875)	5.50	Bad Shot
56	Fragment 13	Flat, Flat Chunk	400 Grains IMR 4350	2609(3111)	2411(2875)	9.00	Bad Shot
57	Fragment 9	Long Flat	400 Grains IMR 4350	1482	1370	N/A	Bad Shot

TABLE I. (CONT'D)

Shot No.	Fragment No.	Shape Classification	Powder Weight (Grains), Type	Measured Velocity (ft/sec)	Striking Velocity (0.9242 X Measured Velocity) (ft/sec)	Nu-Wood Fragment Penetration Depth Perpendicular to Nu-Wood Surface to Estimated Center of Gravity of Fragment (in.)	Comments
58	Fragment 6	Fiat Chunk	400 Grains IMR 4350	3256	3009	6.00	Good Shot
59	Fragment 3	Fiat, Fiat Chunk	400 Grains IMR 4350	410(3111) (Muzzle Blast)	379(2875)	7.75	Bad Shot
60	Fragment 20	Long Chunk, Long Flat	400 Grains IMR 4350	1401	1295	N/A	Bad Shot

Nomenclature: 1. N/A: Not applicable  
 2. Velocities in parenthesis are the mean estimates for equivalent powder weights and types. These are quite reliable and are plotted in Figure 5.








Fragment 1	Fragment 2	Fragment 3
No Recovery	No Recovery	breakoffs 
Weight: 1.00 + 0.01 grams Length: 0.366 inches Width: 0.340 inches	Weight: 1.00 + 0.01 grams Length: 0.406 inches Width: 0.300 inches	Weight: 0.95 + 0.01 grams Length: 0.691 inches Width: 0.308 inches
Fragment 4	Fragment 5	Fragment 6
No Recovery		
Weight: 1.00 + 0.01 grams Length: 0.459 inches Width: 0.413 inches	Weight: 0.94 + 0.01 grams Length: 0.453 inches Width: 0.316 inches	Weight: 1.00 + 0.01 grams Length: 0.453 inches Width: 0.321 inches
Fragment 7	Fragment 8	Fragment 9
	No Recovery	No Recovery
Weight: 1.00 + 0.01 grams Length: 0.396 inches Width: 0.340 inches	Weight: 0.94 + 0.01 grams Length: 0.443 inches Width: 0.316 inches	Weight: 1.00 + 0.01 grams Length: 0.525 inches Width: 0.387 inches
Fragment 10	Fragment 11	Fragment 12
 —breakoff	No Recovery	No Recovery
Weight: 0.94 + 0.01 grams Length: 0.680 inches Width: 0.382 inches	Weight: 0.94 + 0.01 grams Length: 0.438 inches Width: 0.378 inches	Weight: 1.00 + 0.01 grams Length: 0.565 inches Width: 0.300 inches

Figure 4. 15-Grain Bomb Fragment Shapes

Fragment  
13



Weight: 1.00 + 0.01 grams  
Length: 0.482 inches  
Width: 0.355 inches

Fragment  
14

No Recovery

Weight: 1.00 + 0.01 grams  
Length: 0.643 inches  
Width: 0.288 inches

Fragment  
15

No Recovery

Weight: 0.94 + 0.01 grams  
Length: 0.395 inches  
Width: 0.357 inches

Fragment  
16

No Recovery

Weight: 0.94 + 0.01 grams  
Length: 0.490 inches  
Width: 0.345 inches

Fragment  
17



Weight: 0.94 + 0.01 grams  
Length: 0.770 inches  
Width: 0.290 inches

Fragment  
18

No Recovery

Weight: 1.00 + 0.01 grams  
Length: 0.455 inches  
Width: 0.320 inches

Fragment  
19



breakoffs

Weight: 0.94 + 0.01 grams  
Length: 0.505 inches  
Width: 0.410 inches

Fragment  
20



Weight: 1.00 + 0.01 grams  
Length: 0.539 inches  
Width: 0.280 inches

Note: These ink blot copies of fragments are slightly larger than the actual specimens.

Figure 4. (Cont'd)

#### SECTION IV SECONDARY OBJECTIVES

Table II data, obtained from Figure 5, reveals no significant relationship between depth of penetration as a function of presented area and perimeter of impacting fragments at 3000 ft/sec and 5000 ft/sec. At 1000 ft/sec there is a correlation with increasing penetration and decreasing impacting fragment presented area and perimeter.

Table III data shows that fragment penetration into Nu-Wood is a momentum rather than a kinetic energy effect. This results from the penetration to be a function of velocity rather than velocity squared. The striking velocity can be linearly approximated by:

$$V = CX$$

V = Striking velocity in ft/sec

C = 571 ft/sec · inches

X = Depth of penetration measured perpendicular to the Nu-Wood surface to center of gravity of fragment (inches).

Fragment breakoffs are located at the point where the fragment is found. Pieces will be found at the larger piece fragment location. No breakoffs were found along the Nu-Wood path.

An examination of bore sight, fragment entrance, and finalized position in Nu-Wood co-ordinates reveals no appreciable air deflection and Nu-Wood deflection of fragments. Air deflection could be attributed to the sabot aiming the fragment after exit from the Mann barrel. Since the Nu-Wood deflection is slight, no transformations are made on the perpendicular to Nu-Wood surface penetration data. All the penetration data in Figure 3 need not be corrected for the slight angular deflections in Nu-Wood.

Some other interesting facts found from testing are:

- a. The recovered fragments had Nu-Wood clinging to them.
- b. As the fragment goes deeper into the Nu-Wood it tends to make a large and less clean or sharp hole. This could be attributed to Nu-Wood building up on the fragment as it penetrates.
- c. The Lexan sabot will be dented on its base from the fragment's initial momentum impulse.
- d. For better air flight stability a sabot fitting a fragment is better than a sabot with a hole too large.

TABLE II. PRESENTED AREAS AND PERIMETERS  
OF IMPACTING 15-GRAIN BOMB FRAGMENTS

Shot No.	X (Depth of Penetration Perpendicular to Nu-Wood Surface to Estimated Center of Gravity of Fragment) (in.)	A (Presented Area of Impacting Fragment) (in.)	P (Perimeter of Impacting Fragment) (in.)	Striking Velocity (ft/sec)	A P
43	5.50	0.062	1.000	4764	0.062
23	6.00	0.116	1.688	5012	0.069
24	7.00	0.070	1.062	4779	0.066
39	7.12	0.040	1.031	5117	0.039
30	8.75	0.029	0.859	4887	0.034
41	9.50	0.056	1.141	4559	0.049
46	9.75	0.058	0.953	4870	0.061
34	10.00	0.065	1.000	4626	0.065
21	10.50	0.064	1.031	4787	0.062
51	12.00	0.058	0.875	4963	0.066
25	12.62	0.062	0.969	4923	0.064
48	14.00	0.058	0.938	4961	0.062
8	5.50	0.074	1.078	2804	0.069
11	5.56	0.048	0.969	2876	0.050
58	6.00	0.086	1.094	3009	0.079
9	6.31	0.067	1.031	2849	0.065
52	7.38	0.067	1.125	2915	0.060
12	8.00	0.045	0.984	2875	0.046
5	1.69	0.068	1.516	933	0.045
7	1.75	0.067	1.109	837	0.060
54	2.00	0.055	1.031	908	0.053
3	2.19	0.055	1.016	908	0.054
2	2.25	0.021	0.766	907	0.021
4	3.12	0.026	0.625	1120	0.042

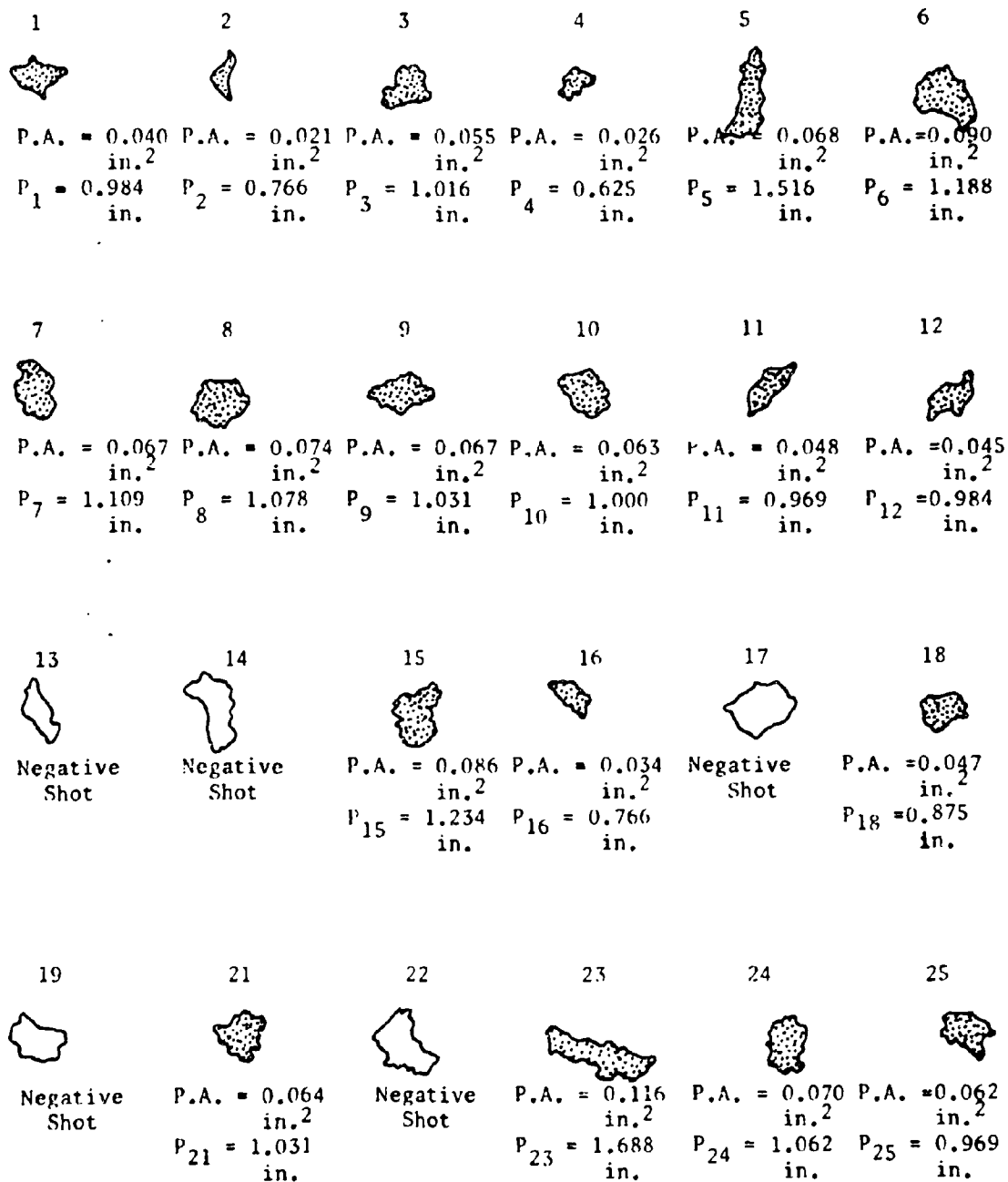
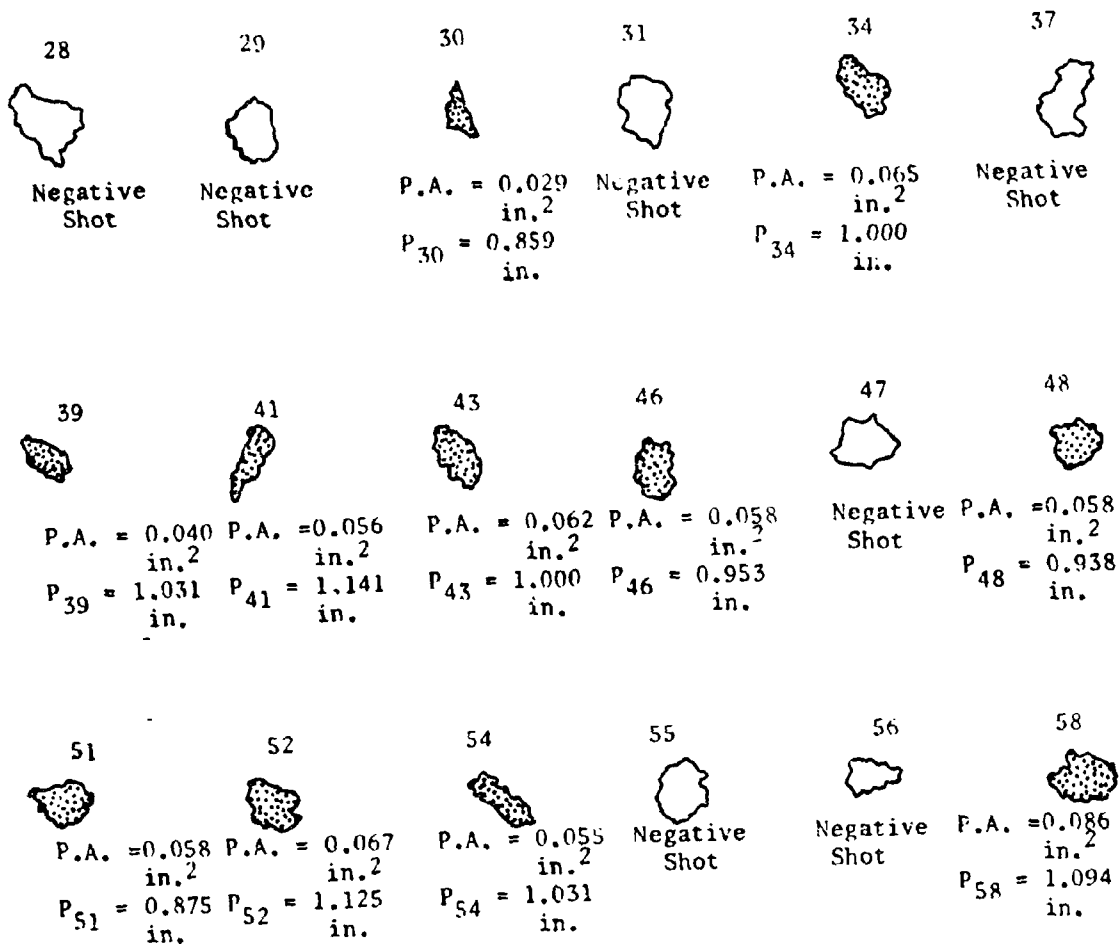


Figure 5. 15-Grain Bomb Fragment Impact Presented Areas and Perimeters



- Note:
1. The Shot Number is listed above each fragment.
  2. P.A. = Presented Area.
  3. P<sub>x</sub> = Perimeter for Shot X fragment.

Figure 5. (Cont'd)

TABLE III. MOMENTUM PENETRATION INTO NU-WOOD

Shot No.	V (Approximate Striking Velocity) (ft/sec) (K = thousand)	$V^2$	A (Presented Area of Impacting Fragment) (in. <sup>2</sup> )	P (Perimeter of Impacting Fragment) (in.)	X (Penetration Measured Perpendicular to Nu-Wood Surface to Center of Gravity of Fragment) (in.)	Normalized Penetration $\frac{X}{1.75}$
7	1 K	$1 K^2$	0.067	1.109	1.75	1.00
9	3 K	$9 K^2$	0.067	1.031	6.31	3.61
21	5 K	$25 K^2$	0.064	1.031	19.10	6.00
3	1 K	$1 K^2$	0.055	1.016	2.19	1.25
11	3 K	$9 K^2$	0.048	0.969	5.56	3.18
7	1 K	$1 K^2$	0.067	1.109	1.75	1.00
8	3 K	$9 K^2$	0.074	1.078	5.50	3.14
7	1 K	$1 K^2$	0.067	1.109	1.75	1.00
24	5 K	$25 K^2$	0.070	1.062	7.00	4.00
9	3 K	$9 K^2$	0.067	1.031	6.31	3.61
24	5 K	$25 K^2$	0.070	1.062	7.00	4.00
9	3 K	$9 K^2$	0.067	1.031	6.31	3.61
25	5 K	$25 K^2$	0.062	0.969	12.62	7.21
5	1 K	$1 K^2$	0.068	1.516	1.69	0.97
41	5 K	$25 K^2$	0.056	1.141	9.50	5.43

Linear Approximation:

$$V = C (X) \quad C = \frac{1K}{1.75''} = 571 \text{ ft/sec}\cdot\text{in.}$$

SECTION V  
CONCLUSIONS

The fundamental conclusions are:

- a. The existing Thor equation predictions for cylinders do not fit actual 15-grain bomb fragment data.
- b. Depth of penetration into Nu-Wood is not a reliable method to predict the velocity of 15-grain bomb fragments.
- c. The fragments are momentum and not kinetic energy penetrators.
- d. The depth of penetration is not a primary function of the presented area and perimeter of the impacting fragments for 3000 ft/sec and 5000 ft/sec striking velocities. Shots at 1000 ft/sec indicate that depth of penetration is a primary function of the perimeter and presented area of the fragments.



#### REFERENCES

1. Section II of USAF TH 61A1-3-7 titled, "JMEM/AS Joint Service Test Procedures for High Explosive Bomb and Bomblets."
2. Malick, Donald, The Calibration of Wallboard for the Determination of Particle Speed, Ballistic Analysis Laboratory, TR-61, May 1966, page 16.

(The reverse of this page is blank)

UNCLASSIFIED  
Security Classification

DOCUMENT CONTROL DATA - R&D		
<i>(Security classification of title, body of abstract and indexing annotation must be entered when the overall report is classified)</i>		
1 ORIGINATING ACTIVITY (Corporate author) Air Force Armament Laboratory Damage Mechanisms Branch Eglin AFB, Florida 32542		2a REPORT SECURITY CLASSIFICATION Unclassified
		2b GROUP
3 REPORT TITLE PENETRATION OF 15-GRAIN BOMB FRAGMENTS INTO WALLBOARD		
4 DESCRIPTIVE NOTES (Type of report and inclusive dates) Final Report - 1 June 1969 to 1 January 1970		
5 AUTHOR(S) (Last name, first name, initial) Richard P. Warnis		
6 REPORT DATE February 1970	7a TOTAL NO. OF PAGES 19	7b NO. OF REFS 2
8a CONTRACT OR GRANT NO.	8a. ORIGINATOR'S REPORT NUMBER(S) AFATL-TR-70-18	
b PROJECT NO. 9850G002		
c Task: 07	8b OTHER REPORT NO(S) (Any other numbers that may be assigned this report)	
d Work Unit: 000		
10 AVAILABILITY/LIMITATION NOTICES This document is subject to special export controls, and each transmittal to foreign governments or foreign Nationals may be made only with prior approval of the Air Force Armament Laboratory (ATRD), Eglin AFB, Florida 32542		
11 SUPPLEMENTARY NOTES Available in DDC	12 SPONSORING MILITARY ACTIVITY Air Force Armament Laboratory Air Force Systems Command Eglin AFB, Florida 32542	
13 ABSTRACT The primary objective of this program was to define a function between the striking velocity for 15-grain random shaped bomb fragments and their depth into the wallboard trade named Nu-Wood. These fragments were fired from a 20mm Mann Barrel into bundled Nu-Wood. The fragments were lightly filed to fit into a $0.97 < w < 1.03$ gram weight range. The striking velocities were in the 500 ft/sec to 5000 ft/sec range. The graph of fragment striking velocity as a function of depth into Nu-Wood showed a wide range of depths for approximately 1000 ft/sec, 3000 ft/sec, and 5000 ft/sec striking velocities. A least squares curve would not be valuable since the penetration spread is too wide at given velocities. Fragment penetration into Nu-Wood from firing cylinders does not give a realistic picture of 15-grain actual bomb fragmentation spread. The fragment penetration into Nu-Wood was found to be a momentum as opposed to a kinetic energy effect. The depth of penetration is not a primary function of the presented area and perimeter of the impacting fragments for 3000 ft/sec and 5000 ft/sec velocities. Shots at 1000 ft/sec reveal a dependence on the presented area and perimeter of the impacting fragment.		

DD FORM 1473  
1 JAN 64

AF-EGLIN AFB, FLA

UNCLASSIFIED

Security Classification

**UNCLASSIFIED**  
Security Classification

14	KEY WORDS	LINK A		LINK B		LINK C	
		ROLE	WT	ROLE	WT	ROLE	WT
Bombs Bomb Fragments Wallboard Nu-Wood Velocity Determinations Penetration							

**INSTRUCTIONS**

1. **ORIGINATING ACTIVITY:** Enter the name and address of the contract or, subcontractor, grantee, Department of Defense activity or other organization (*corporate author*) issuing the report.
- 2a. **REPORT SECURITY CLASSIFICATION:** Enter the overall security classification of the report. Indicate whether "Restricted Data" is included. Marking is to be in accordance with appropriate security regulations.
- 2b. **GROUP:** Automatic downgrading is specified in DoD Directive 5200.10 and Armed Forces Industrial Manual. Enter the group number. Also, when applicable, show that optional markings have been used for Group 3 and Group 4 as authorized.
3. **REPORT TITLE:** Enter the complete report title in all capital letters. Titles in all cases should be unclassified. If a meaningful title cannot be selected without classification, show title classification in all capitals in parentheses immediately following the title.
4. **DESCRIPTIVE NOTES:** If appropriate, enter the type of report, e.g., interim, progress, summary, annual, or final. Give the inclusive dates when a specific reporting period is covered.
5. **AUTHOR(S):** Enter the name(s) of author(s) as shown on or in the report. Enter last name, first name, middle initial. If military, show rank and branch of service. The name of the principal author is an absolute minimum requirement.
6. **REPORT DATE:** Enter the date of the report as day, month, year, or month, year. If more than one date appears on the report, use date of publication.
- 7a. **TOTAL NUMBER OF PAGES:** The total page count should follow normal pagination procedures, i.e., enter the number of pages containing information.
- 7b. **NUMBER OF REFERENCES:** Enter the total number of references cited in the report.
- 8a. **CONTRACT OR GRANT NUMBER:** If appropriate, enter the applicable number of the contract or grant under which the report was written.
- 8b, 8c, & 8d. **PROJECT NUMBER:** Enter the appropriate military department identification, such as project number, subproject number, system numbers, task number, etc.
- 9a. **ORIGINATOR'S REPORT NUMBER(S):** Enter the official report number by which the document will be identified and controlled by the originating activity. This number must be unique to this report.
- 9b. **OTHER REPORT NUMBER(S):** If the report has been assigned any other report numbers (*either by the originator or by the sponsor*), also enter this number(s).
10. **AVAILABILITY/LIMITATION NOTICES:** Enter any limitations on further dissemination of the report, other than those

imposed by security classification, using standard statements such as:

- (1) "Qualified requesters may obtain copies of this report from DDC."
- (2) "Foreign announcement and dissemination of this report by DDC is not authorized."
- (3) "U. S. Government agencies may obtain copies of this report directly from DDC. Other qualified DDC users shall request through \_\_\_\_\_"
- (4) "U. S. military agencies may obtain copies of this report directly from DDC. Other qualified users shall request through \_\_\_\_\_"
- (5) "All distribution of this report is controlled. Qualified DDC users shall request through \_\_\_\_\_"

If the report has been furnished to the Office of Technical Services, Department of Commerce, for sale to the public, indicate this fact and enter the price, if known.

11. **SUPPLEMENTARY NOTES:** Use for additional supplementary notes.

12. **SPONSORING MILITARY ACTIVITY:** Enter the name of the departmental project office or laboratory sponsoring (or) the research and development. Include address.

13. **ABSTRACT:** Enter an abstract giving a brief and technical summary of the document indicative of the report, even though it may also appear elsewhere in the body of the technical report. If additional space is required, a continuation sheet shall be attached.

It is highly desirable that the abstract of classified reports be unclassified. Each paragraph of the abstract shall end with an indication of the military security classification of the information in the paragraph, represented as (TS), (S), (C), or (R).

There is no limitation on the length of the abstract. However, the suggested length is from 150 to 225 words.

14. **KEY WORDS:** Key words are technically meaningful terms or short phrases that characterize a report and may be used as index entries for cataloging the report. Key words must be selected so that no security classification is required. Identifiers, such as equipment model designation, trade name, military project code name, geographic location, may be used as key words but will be followed by an indication of technical context. The assignment of links, rules, and weights is optional.