

UNCLASSIFIED

AD NUMBER

AD847890

LIMITATION CHANGES

TO:

Approved for public release; distribution is unlimited.

FROM:

Distribution authorized to U.S. Gov't. agencies and their contractors; Critical Technology; DEC 1968. Other requests shall be referred to Air Force Office of Scientific Research, 1400 Wilson Boulevard, Attn: SREP, Arlington, VA 22209. This document contains export-controlled technical data.

AUTHORITY

AFOSR ltr dtd 12 Nov 1971

THIS PAGE IS UNCLASSIFIED

AFOSR-69-0062TR

UNIVERSITY OF DELAWARE  
NEWARK, DELAWARE  
19711

COLLEGE OF ARTS & SCIENCE  
DEPARTMENT OF CHEMISTRY  
BROWN CHEMICAL LABORATORY  
PHONE: 302-738-2461

AD847890

COMBUSTION DYNAMICS LABORATORY  
AFOSR Interim Scientific Report

Contract No. AF-AFOSR-922-67

Project No. 9713-01

Quarterly Report No. 5


August 1, 1968 through October 31, 1968

"COMBUSTION CHARACTERISTICS OF CRYSTALLINE OXIDIZERS"

Professor Harold C. Beachell

Principal Investigator

December, 1968



Research sponsored by:

Air Force Office of Scientific Research  
Office of Aerospace Research  
United States Air Force  
Research Monitored under the Technical Supervision of

Dr. B. T. Wolfson (SREP)  
1400 Wilson Boulevard  
Arlington, Virginia 22209

2. This document is subject to special export controls and each transmittal to foreign governments or foreign nationals may be made only with prior approval of AFOSR (SRGL).

*1400 Wilson Blvd.  
Arlington, Va. 22209*

## 1. FOREWORD

This research at the University of Delaware under Grant AF-AFOSR 922-67 for the period August 1, 1968 through October 31, 1968 was sponsored by the Air Force Office of Scientific Research, Office of Aerospace Research, United States Air Force.

## ii. ABSTRACT

A collection of perchlorate and nitrate crystalline oxidizer DTA thermograms is presented. The effects of oxidizer purity on presence and location of endo and exotherms is discussed. The effects of cation modifications for both kinds of oxidizers is shown.

TABLE OF CONTENTS

	Page
i. Foreword . . . . .	2
ii. Abstract . . . . .	2
I. Introduction . . . . .	4
II. Summary of Oxidizer DTA Thermograms . . . . .	4
III. Conclusions . . . . .	6
IV. Future Work . . . . .	7
V. References . . . . .	7
Appendix:	
DE Form 1473 . . . . .	8
Distribution List . . . . .	9

## I. Introduction

A fundamental understanding of the combustion characteristics of a range of physical conditions of crystalline oxidizers is important if complete knowledge pertaining to the combustion and stability characteristics of composite solid propellants is to be attained. This research involves theoretical and experimental studies of the burning of crystalline oxidizers ranging in physical form from large single crystals to low bulk density powders. A strandburner, window bomb and high-speed motion picture photography will be used to obtain burning rates versus pressure, and to record stability of combustion for a variety of particle sizes and pressure (density) packings of selected crystalline oxidizers (i.e., ammonium perchlorate) and analogous compounds. The study of large single crystal burning will remove particle size, shape and packing factors as complications. Data from low bulk density powder combustion studies, when compared with single crystal data, provides vital information about the characteristic surface, combustion zone thickness, ignition and conductivity contributions to the overall combustion phenomena.

In addition, it is believed that simple combustion tests of powder oxidizer samples can serve as an efficient screening technique for determining whether chemical modifications have increased or decreased the intrinsic burning rate. Crystalline decomposition mechanisms observed during burning will be related to the oxidizer intrinsic burning rate and the basic properties of the oxidizer such as chemical nature, crystal type, and ion sizes. The validity of the models will be determined by correlation with the experimental data obtained.

## II. Summary of Oxidizer DTA Thermograms

During this period, comparisons have been made of the DTA thermograms for a variety of monopropellant perchlorate and nitrate crystalline oxidizers. Nine figures are presented in this section to show the kinds of variations in endothermic and exothermic behavior we have found. Variations in the thermograms are due to purity and stability differences; and to chemical and crystal lattice structure differences. The following are summarizing statements:

1. Thermograms are excellent indices of oxidizer purity. Recrystallization and vacuum drying, for example, tend to remove endotherms and exotherms; and to move the final exotherm to higher temperatures.
2. The temperature of the final exotherm is a good measure of thermal stability.
3. Oxidizer burning rate, monopropellant performance and impact sensitivity are not reflected in thermograms in a regular manner. These attributes are a direct indication of chemical and lattice structure and the potential for energy release.

The first four figures indicate that ammonium perchlorate, and the three methyl substituted ammonium perchlorates, all have reasonable thermal stability as oxidizers. (There is a low temperature endotherm for monomethyl not shown on Figure 2 that occurs at about 45°C.) As has been pointed out in previous reports,<sup>(1)</sup> monomethyl ammonium perchlorate has a faster burning rate and is more impact sensitive than ammonium perchlorate. These latter two attributes are traced to the near perfect balance of oxidizing and reducing species within the crystal unit cell.

In comparing Figures 4 and 5, it can be seen how an impurity like water can be detected; and then can be shown to have been removed by careful drying.

Figures 6 and 7 for nitrate oxidizers show profound changes when methyl substitution is made for the ammonium hydrogens. The thermogram loses all of the well-known ammonium nitrate endotherms and the exotherm appears to split into two parts, both of which are significantly higher than for ammonium nitrate. It would be expected that the reverse would take place since we would expect that the ionic forces within the crystal would have been weakened by the substitution of methyl groups for hydrogen atoms. The interesting combustion change that takes place is that, whereas ammonium nitrate is difficult to ignite or burn, except under pressures of 50 to 100 atmospheres, tetramethyl ammonium nitrate burns readily and very smoothly at ambient conditions in the straw burning test. This combustion change is believed to be due to the better fuel-oxidizer balance in the molecule. It is important that both oxidizer and fuel species are present in a

FIGURE 1. DTA THERMOGRAM ULTRA-HIGH PURITY GRADE AMMONIUM PERCHLORATE  
 $\text{NH}_4\text{ClO}_4$

SIZE: Micro (3 mm depth)  
REF: Glass bead  
RATE: 20 °C/min  
START: 38.3 °C

ATM:  $\text{N}_2$   
SCALE: 1 °C/in.

DuPont Model 900

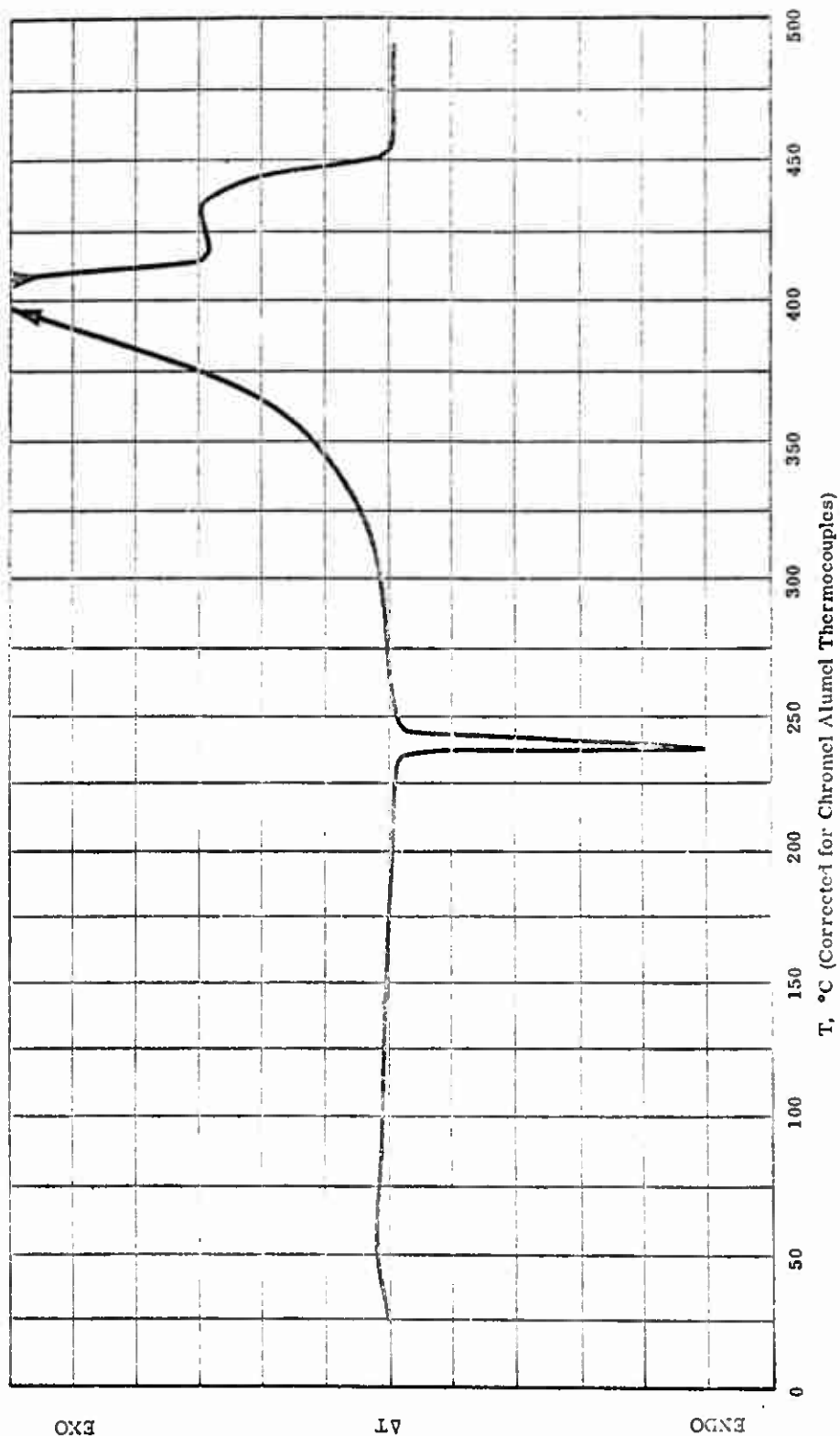


FIGURE 2. DTA THERMOGRAM MONOMETHYL AMMONIUM PERCHLORATE  
 $\text{CH}_3\text{NH}_3\text{ClO}_4$

SIZE: Micro 3 mm depth  
REF.: Glass beads  
RATE:  $20^\circ\text{C}/\text{min}$   
START:  $39.1^\circ\text{C}$

ATM.  $\text{N}_2$   
SCALE SETTING:  $1^\circ\text{C}/\text{in.}$

DuPont Model 900

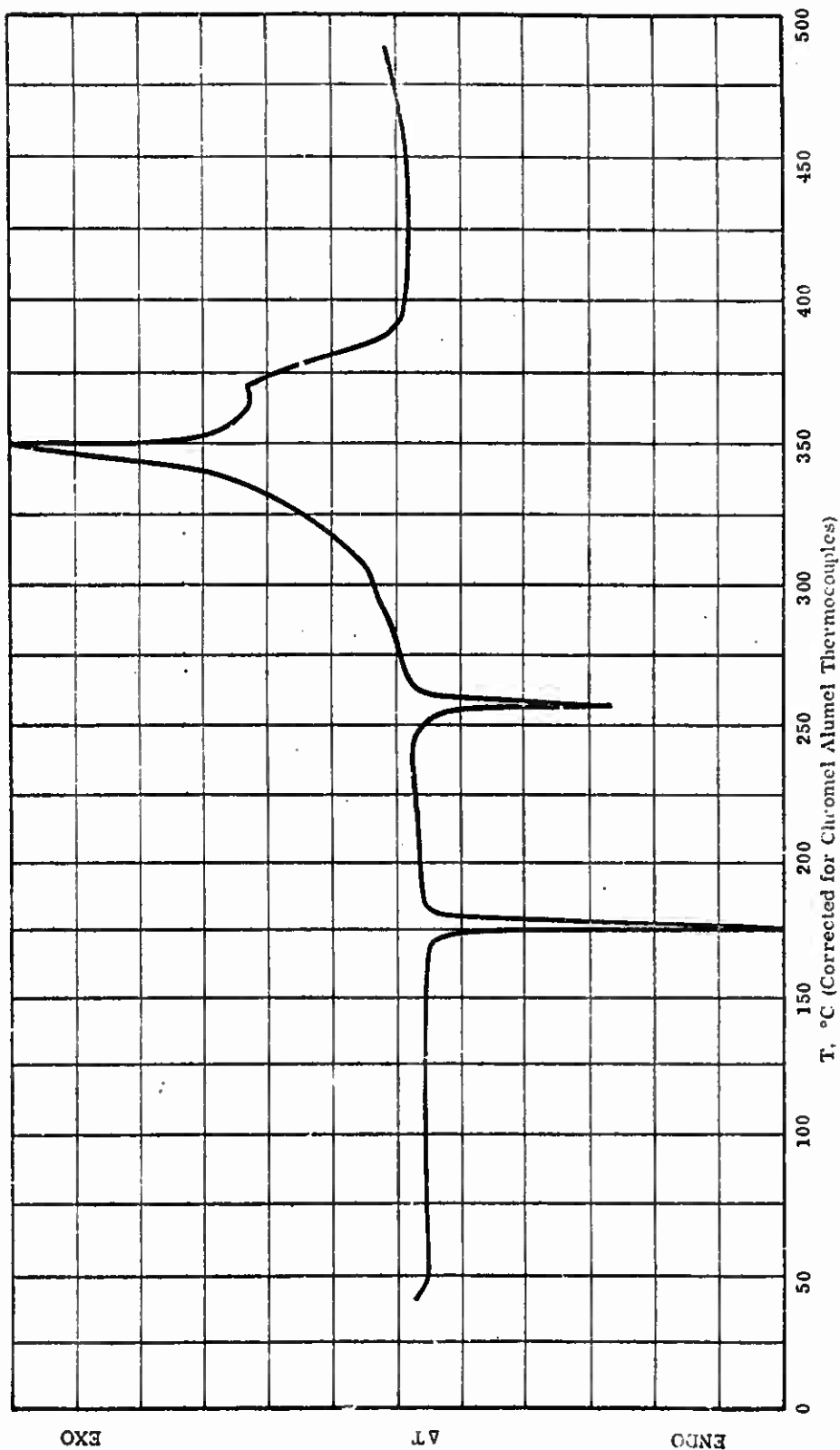




FIGURE 3. DTA THERMOGRAM DIMETHYL AMMONIUM PERCHLORATE  
 $(\text{CH}_3)_2\text{NH}_2\text{ClO}_4$

SIZE: Micro 3 mm depth  
 REF: Glass beads  
 RATE:  $20^\circ\text{C}/\text{min}$   
 START:  $39^\circ\text{C}$

ATM:  $\text{N}_2$   
 SCALE SETTING:  $1^\circ\text{C}/\text{in.}$

DuPont Model 900

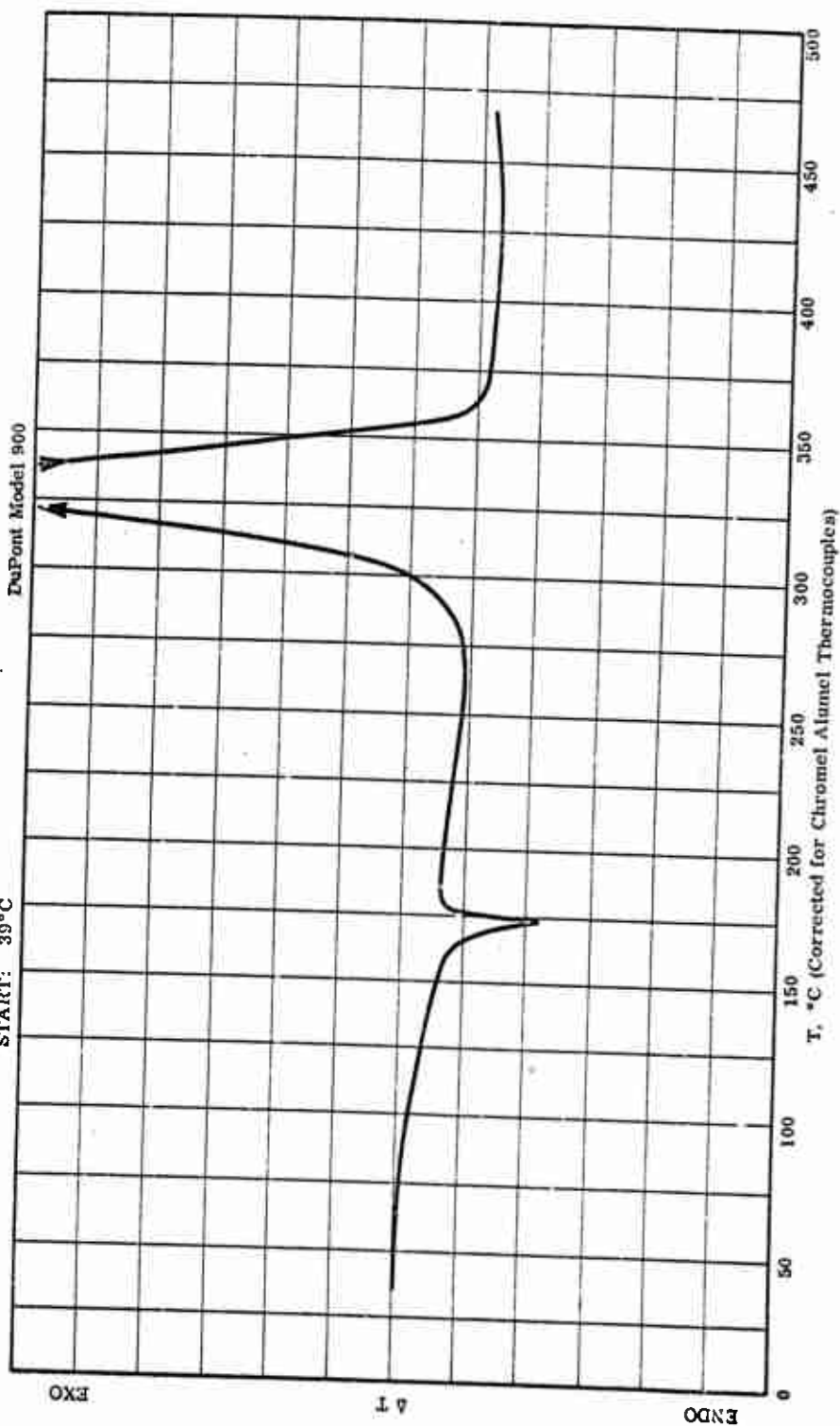


FIGURE 4. DTA THERMOGRAM TRIMETHYL AMMONIUM PERCHLORATE  
(IMPURE)  
 $(\text{CH}_3)_3\text{NHClO}_4$

SIZE: Micro 3 mm depth  
REF: Glass beads  
RATE:  $20^\circ\text{C}/\text{min}$   
START:  $39.1^\circ\text{C}$

ATM.  $\text{N}_2$   
SCALE SETTING:  $1^\circ\text{C}/\text{in.}$

DuPont Model 900

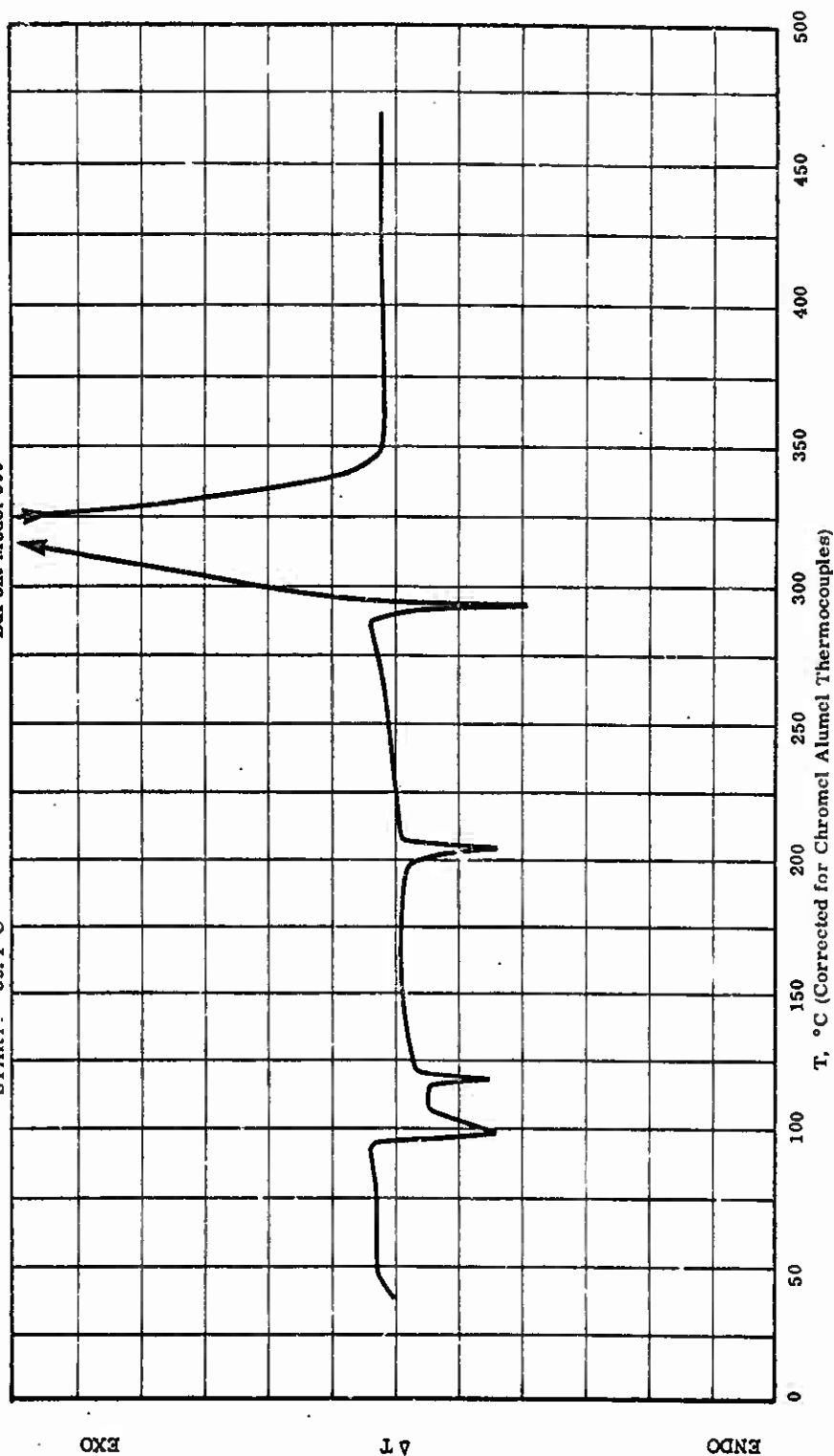
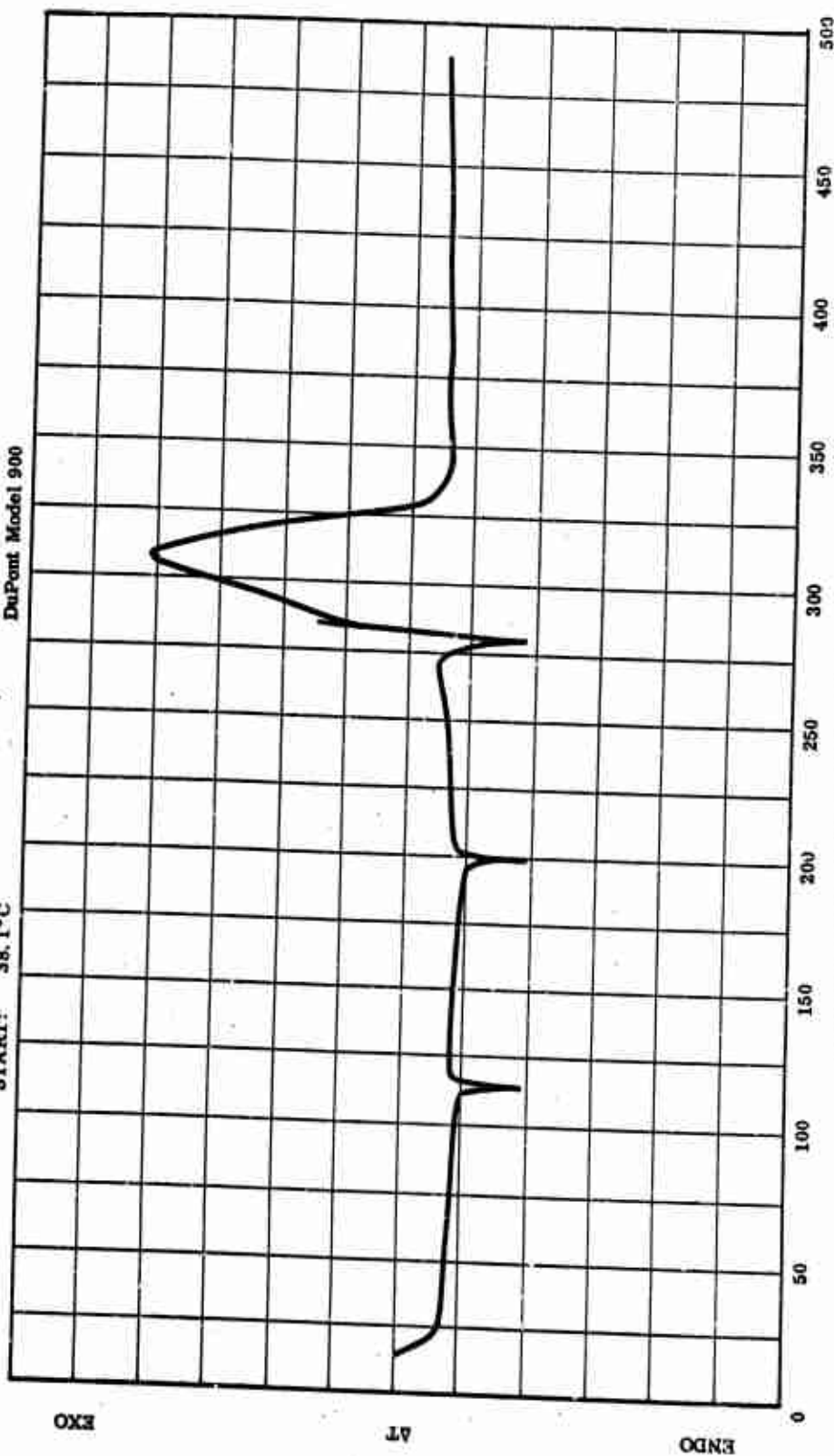


FIGURE 5. DTA THERMOGRAM TRIMETHYL AMMONIUM PERCHLORATE RECRYSTALLIZED, DRIED  
 $(\text{CH}_3)_3\text{NHCIO}_4$

SIZE: Micro (3 mm depth)  
 REF: Glass beads  
 RATE: 20°C/min  
 START: 38.1°C

ATM:  $\text{N}_2$   
 SCALE SETTING: 2°C/in.

DuPont Model 900



T, °C (Corrected for Chromel Alumel Thermocouples)

FIGURE 6. DTA THERMOGRAM AMMONIUM NITRATE  
(Recrystallized)  
 $\text{NH}_4\text{NO}_3$

SIZE: Micro (3 mm depth)  
REF: Glass bead  
RATE: 20°C/min  
START: 37.95°C  
ATM. N<sub>2</sub>  
SCALE SETTING: 1°C/in.  
DuPont Model 900

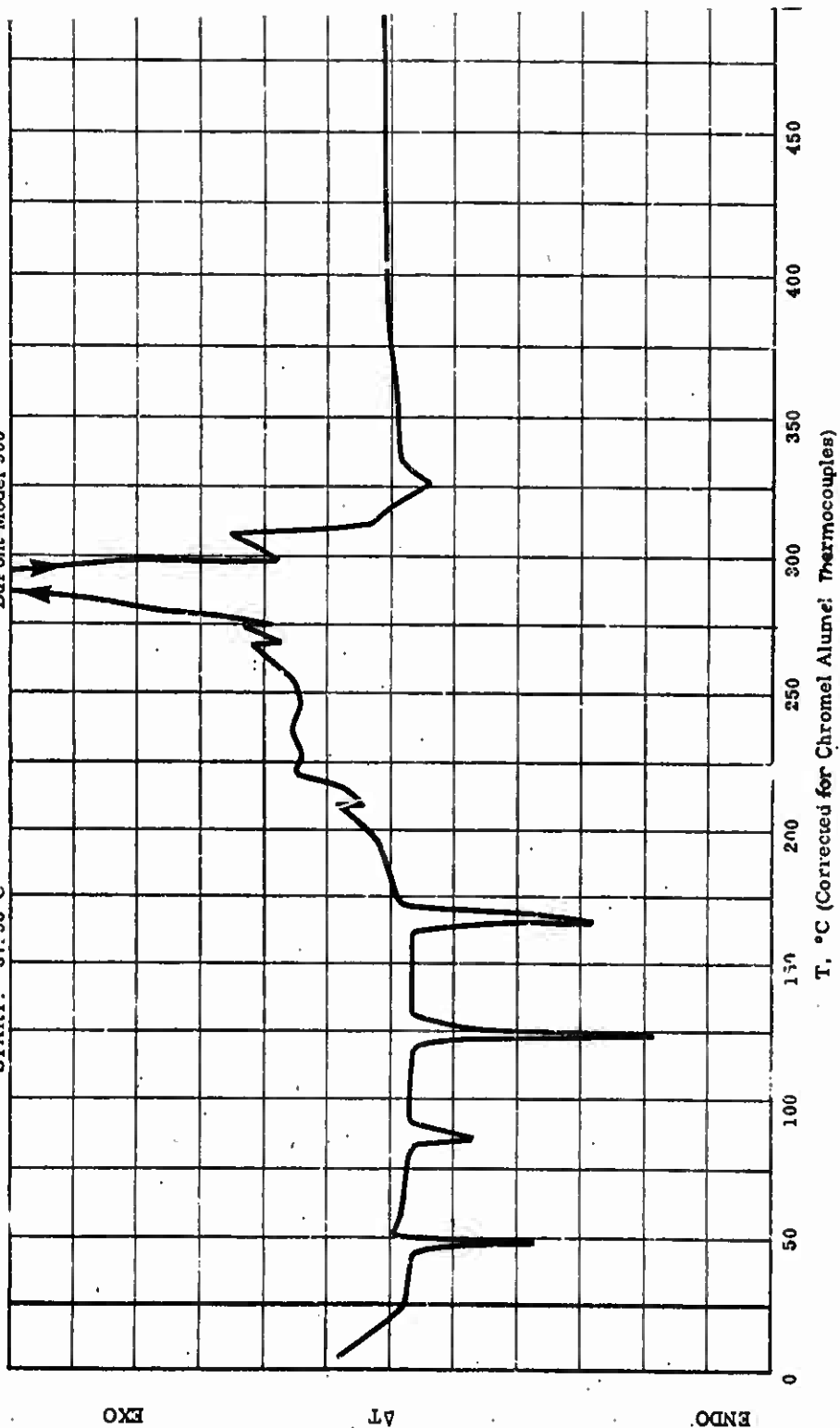


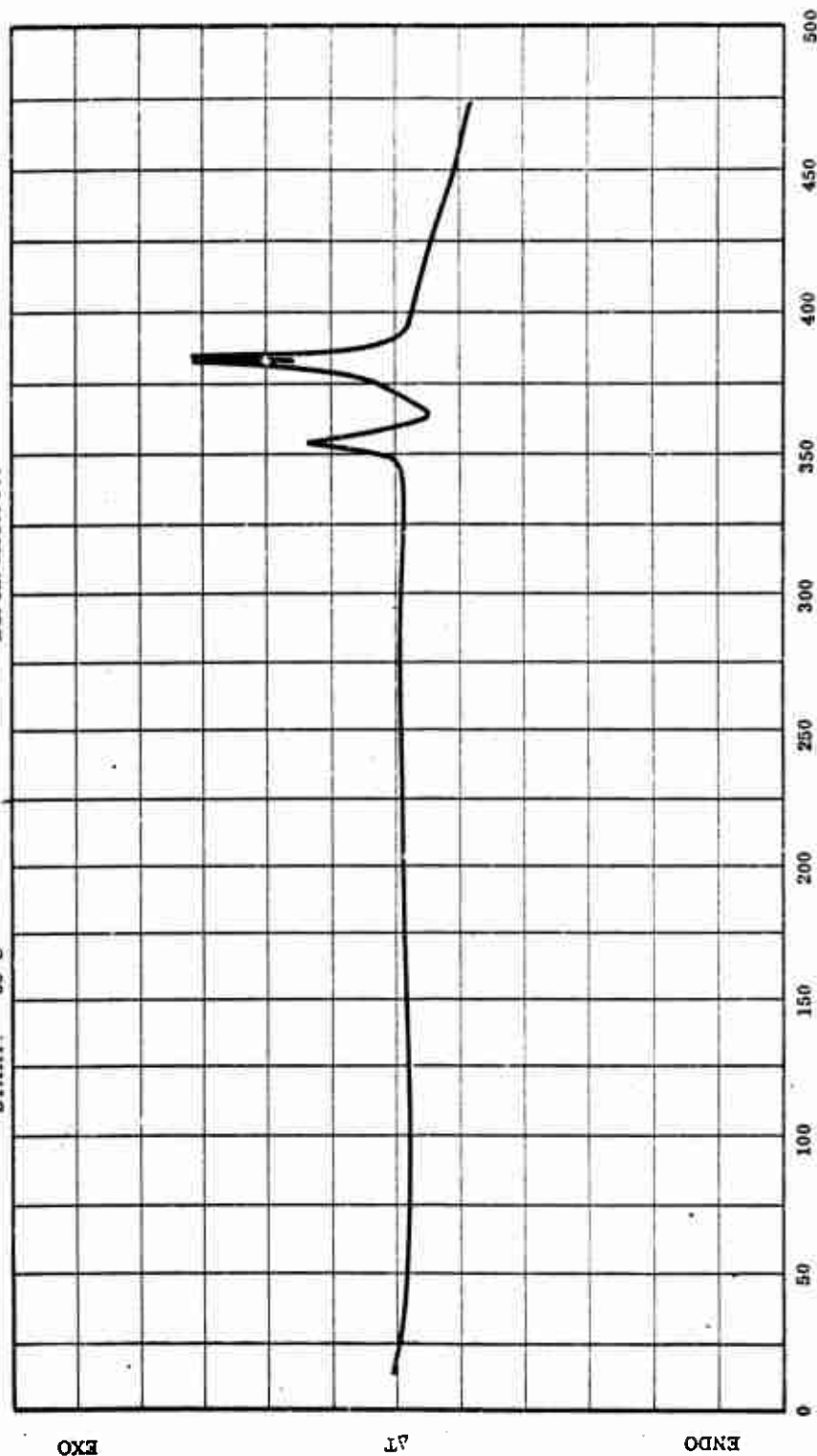
FIGURE 7. DTA THERMOGRAM TETRAMETHYL AMMONIUM NITRATE  
(CH<sub>3</sub>)<sub>4</sub> NNO<sub>3</sub>

(Eastman Org. Chem.)

SIZE: Micro 3 mm  
REF: Glass bead  
RATE: 20°C/min  
START: 39°C

ATM. N<sub>2</sub>  
SCALE SETTING: 1°C/in.

DuPont Model 900



T, °C (Corrected for Chromel Alumel Thermocouples)

molecular level of admixture. This is pointed out because it is known that if an equivalent mixture is made of ammonium nitrate and  $(CH_2)_n$  type fuel there is still considerable difficulty in achieving ignition and sustaining combustion in conditions near ambient.

Figures 8 and 9 are to be compared with each other and with Figure 1. When comparing with Figure 1, however, it should be noted that Figure 1 used a  $1^\circ\text{C}$ . per inch scale while Figures 8 and 9 use a  $2^\circ\text{C}$  per inch scale. In the latter figures this change kept the final exotherm on scale. It can be seen that the  $235^\circ\text{C}$ . to  $240^\circ\text{C}$ . endotherm appears unchanged. However, the final exotherm does not become really evident until  $400^\circ\text{C}$ . on Figures 8 and 9, whereas it was fully evident at  $350^\circ\text{C}$ . on Figure 1. Figure 1 was "ultra high purity" grade material as received from American Potash and Chemical Corporation. Figures 8 and 9 were powders prepared from single crystals we had grown from solution. As we have pointed out in previous reports, although 10% by weight strontium perchlorate and 90% ammonium perchlorate were present in the crystal growing solution; as can be seen in Figure 9, there was absolutely no stability change in the crystal that was grown. Both chemical analysis and thermal conductivity tests show that there was no detectable strontium doping in the crystal. As stated in the previous report, we are attempting to induce barium doping at the present time. However, as with the strontium doping studies, it has been found that the crystal habit is something strongly modified away from orthorhombic acid toward platelets and needles. It is also known, however, that habit modification is partly caused by temperature control and turbulence conditions within the crystal growing bath. These factors are being better controlled, and varied interests in an effort to achieve barium doping.

Thermogram studies are continuing to confirm the apparent difference between single crystal AP and the ultra high purity powder as received. It certainly appears as though the single crystal material has greater thermal stability.

### III. Conclusions

- 1) DTA thermograms are excellent indicators of oxidizer purity. Recrystallization and vacuum drying tend to remove endo and exotherms, and to move the final exotherm to higher temperatures.

FIGURE 8. DTA THERMOGRAM PURE AMMONIUM PERCHLORATE SINGLE CRYSTAL (POWDERED)  
 $\text{NH}_4\text{ClO}_4$

SIZE: Micro 3 mm  
REF: Glass beads  
RATE:  $20^\circ\text{C}/\text{min}$   
START:  $38.8^\circ\text{C}$

ATM:  $\text{N}_2$   
SCALE SETTING:  $2^\circ\text{C}/\text{in.}$

DuPont Model 900

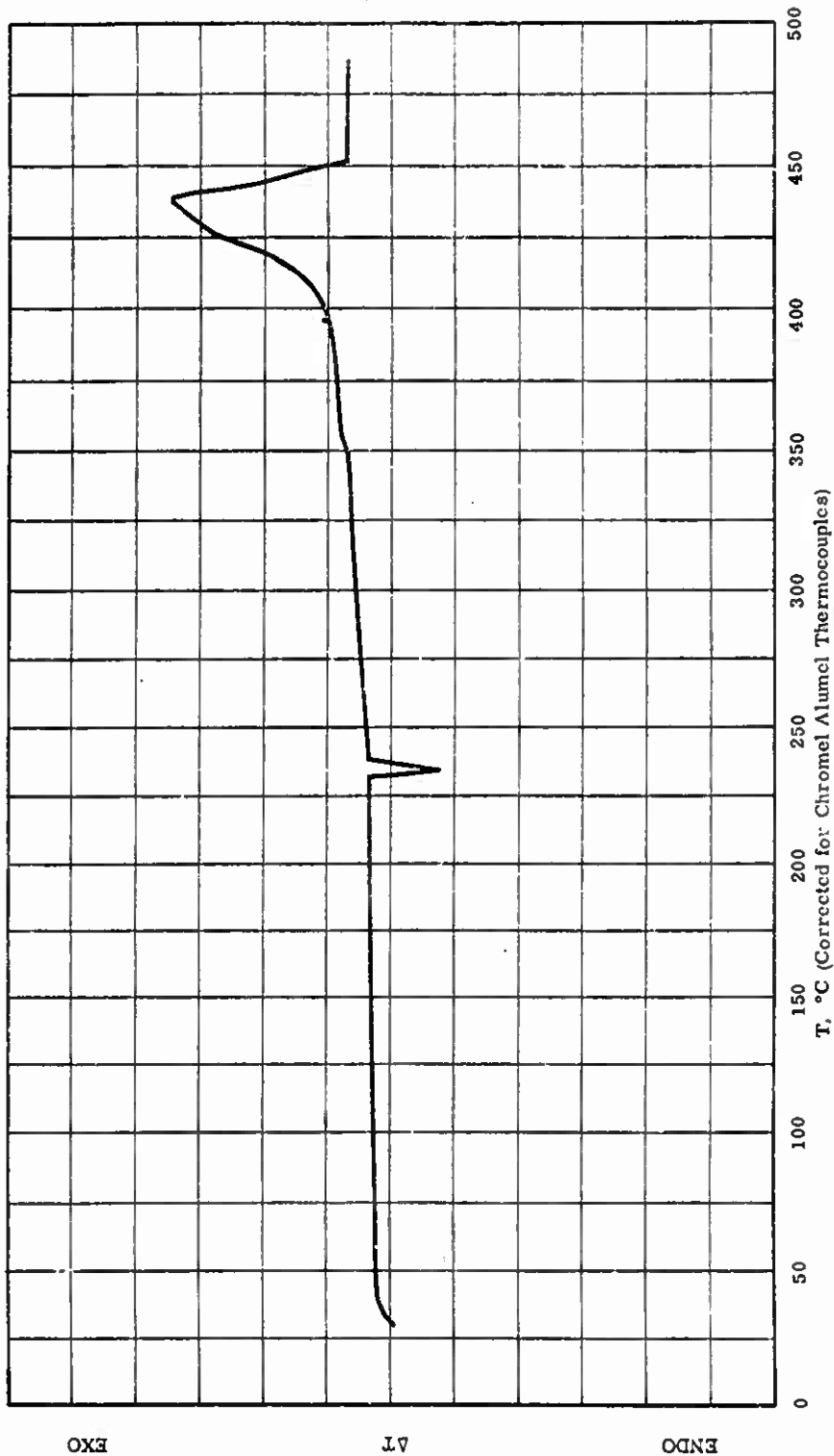
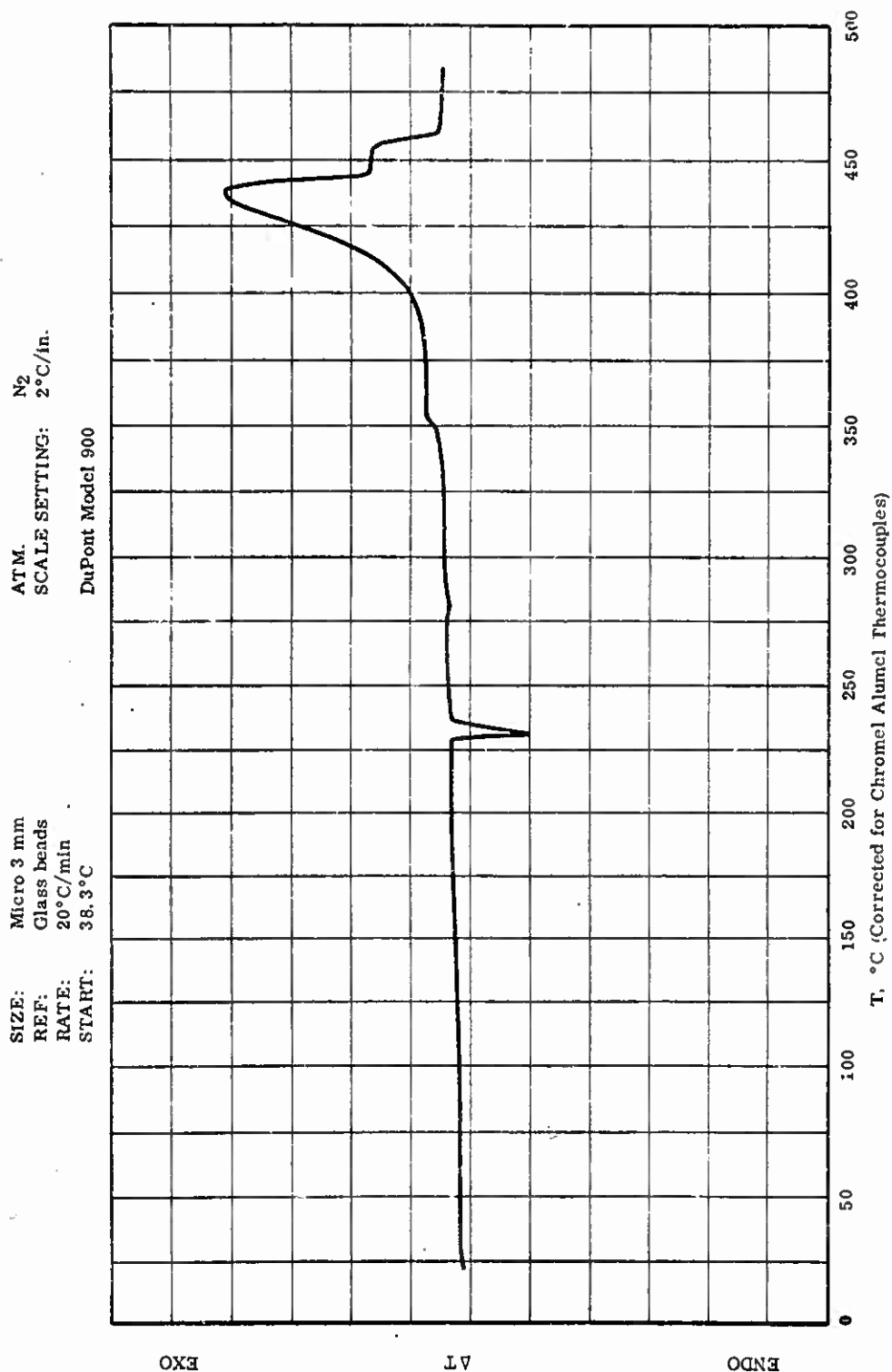


FIGURE 9. DTA THERMOGRAM SINGLE CRYSTAL GROWN FROM 10% STRONTIUM  
DOPED  $\text{NH}_4\text{ClO}_4$  SOLUTION





- 2) The position of the final exotherm is the best measure of thermal stability.
- 3) Monopropellant burning rate, performance and impact sensitivity are not reflected in DTA thermograms in a regular manner.

#### IV. Future Work

- 1) Continue growth of crystals from  $Ba^{++}$  containing AP solutions.
- 2) Conduct burning tests at 30 to 100 atmospheres of A.P. powder/combustion modifier mixtures.

#### V. References

- 1) H. C. Beachell, E. E. Hackman and Y. C. Kim "Combustion Characteristics of Crystalline Oxidizers" Quarterly Reports No. 3 and 4, University of Delaware, Brown Chemical Laboratory, May, 1968.

UNCLASSIFIED

Security Classification

## DOCUMENT CONTROL DATA - R 2 0

Security Classification of title, body of abstract and indexing annotation must be updated when the overall report is classified.

## ORIGINATING ACTIVITY (Corporate author)

University of Delaware  
Department of Chemistry  
Newark, Delaware 19711

## 19. REPORT SECURITY CLASSIFICATION

Unclassified

## 20. GROUP

## REPORT TITLE

## COMBUSTION CHARACTERISTICS OF CRYSTALLINE OXIDIZERS

## 1. DESCRIPTIVE NOTES (Type of report and inclusive dates)

Scientific Interim

## 2. AUTHOR(S) (First name, middle initial, last name)

Harold C. Beachell  
E. Ellsworth Hackman  
John Melpolder

## 3. REPORT DATE

December, 1965

## 76. TOTAL NO. OF PAGES

## 76. NO. OF REFS

## 4. CONTRACT OR GRANT NO.

AF-AFOSR-922-67

## 99. ORIGINATOR'S REPORT NUMBER(S)

AFCOMB II-5

## 5. PROJECT NO.

9713-01

## 6.

6144501F

## 99. OTHER REPORT NO(S) (Any other numbers that may be assigned this report)

## 7.

681308

AFOSR 69-0062TR

## 8. DISTRIBUTION STATEMENT

This document is subject to special export controls and each transmittal to foreign governments or foreign nationals may be made only with prior approval of AFOSR (SRGO-1)

## 9. SUPPLEMENTARY NOTES

Tech, other

## 12. SPONSORING MILITARY ACTIVITY

AF Office of Scientific Research  
1400 Wilson Boulevard (SREP)  
Arlington, Virginia 22209

## 10. ABSTRACT

→ A collection of perchlorate and nitrate crystalline oxidizer DTA thermograms is presented. The effects of oxidizer purity on presence and location of endo and exotherms is discussed. The effects of cation modifications for both kinds of oxidizers is shown. (1)

DD FORM 1473

REPLACES DD FORM 1473, 1 JAN 64, WHICH IS OBSOLETE FOR ARMY USE.

Security Classification

UNCLASSIFIED

Security Classification

KEY WORDS	LINK A		LINK B		LINK C	
	ROLE	WT	ROLE	WT	ROLE	WT
Combustion						
Solid Oxidizers						
Monopropellants						
Ammonium Perchlorate						
Methyl Ammonium Perchlorate						
Differential Thermal Analysis						

UNCLASSIFIED

Security Classification