

AD-784 442

ON CALCULATING RADIATIVE FLUXES AND
TEMPERATURE CHANGES IN ATMOSPHERES
OF ARBITRARY STRUCTURE

R. Muegge, et al

RAND Corporation

Prepared for:

Defense Advanced Research Projects Agency

July 1974

DISTRIBUTED BY:

NTIS

National Technical Information Service
U. S. DEPARTMENT OF COMMERCE
5285 Port Royal Road, Springfield Va. 22151

UNCLASSIFIED

SECURITY CLASSIFICATION OF THIS PAGE (When Data Entered)

REPORT DOCUMENTATION PAGE		READ INSTRUCTIONS BEFORE COMPLETING FORM
1. REPORT NUMBER R-1549-ARPA	2. GOVT ACCESSION NO.	3. RECIPIENT'S CATALOG NUMBER AD-784442
4. TITLE (and Subtitle) ON CALCULATING RADIATIVE FLUXES AND TEMPERATURE CHANGES IN ATMOSPHERES OF ARBITRARY STRUCTURE		5. TYPE OF REPORT & PERIOD COVERED Interim
		6. PERFORMING ORG. REPORT NUMBER
7. AUTHOR(s) Frank Haurwitz, Editor Dolores Lofgren, Translator		8. CONTRACT OR GRANT NUMBER(s) DAHC15-73-C-0181
9. PERFORMING ORGANIZATION NAME AND ADDRESS The Rand Corporation 1701 Main Street Santa Monica, Ca. 90406		10. PROGRAM ELEMENT, PROJECT, TASK AREA & WORK UNIT NUMBERS
11. CONTROLLING OFFICE NAME AND ADDRESS Defense Advanced Research Projects Agency, Department of Defense, Arlington, Va. 22209		12. REPORT DATE July 1974
		13. NUMBER OF PAGES 23
14. MONITORING AGENCY NAME & ADDRESS (if different from Controlling Office)		15. SECURITY CLASS. (of this report) Unclassified
		15a. DECLASSIFICATION/DOWNGRADING SCHEDULE
16. DISTRIBUTION STATEMENT (of this Report) Approved for public release; distribution unlimited		
17. DISTRIBUTION STATEMENT (of the abstract entered in Block 20, if different from Report) [no restrictions]		
18. SUPPLEMENTARY NOTES A translation from Zeitschrift für Geophysik, Vol. 8 (1932), pp. 53-64 (R. Mügge and F. Möller)		
19. KEY WORDS (Continue on reverse side if necessary and identify by block number) absorption fluxes (radiative) temperature atmosphere geophysics		
20. ABSTRACT (Continue on reverse side if necessary and identify by block number) Develops a graphical procedure whereby radiative fluxes may be calculated, and thereby the temperature changes in atmospheres of arbitrary structure, taking into account the laws for the absorption of diffuse radiation with absorption coefficients that vary with wavelength. The absorption of direct solar radiation is also taken into account.		

DD FORM 1 JAN 73 1473

EDITION OF 1 NOV 65 IS OBSOLETE

UNCLASSIFIED

SECURITY CLASSIFICATION OF THIS PAGE (When Data Entered)

ADDITIONAL FOR

NIS Write Section
 D-C Edit Section
 Grant Divided
 JUSTIFICATION

BY

DISTRIBUTION-AVAILABILITY CODES

Dist.	AVAIL.	and/or	SPECIAL
A			

ia

The research described in this Report was sponsored by the Defense Advanced Research Projects Agency under contract No. DAHC15-73-C-0181. Reports of The Rand Corporation do not necessarily reflect the opinions or policies of the sponsors of Rand research.

R-1549-ARPA
July 1974

On Calculating Radiative Fluxes and Temperature Changes in Atmospheres of Arbitrary Structure

A Translation from Zeitschrift für Geophysik,
Vol. 8 (1932), pp. 53-64 (R. Mügge and F. Möller)

Frank Haurwitz, Editor Dolores Lofgren, Translator

A Report prepared for
DEFENSE ADVANCED RESEARCH PROJECTS AGENCY



EDITOR'S PREFACE

The general circulation model (GCM) used by the Rand/ARPA Climate Dynamics Project has until recently employed an expression for the absorption of solar radiation by water vapor which was developed by Mügge and Möller based mainly on work by Fowle. This expression also has been similarly used in the GCMs of UCLA (Mintz-Arakawa) and the National Center for Atmospheric Research. Since Mügge and Möller's approach still maintains some currency and certainly has in the past constituted a cornerstone in the treatment of the atmospheric absorption of solar radiation, it seemed desirable to make available a translation of the original article. In addition, a large portion of the article is devoted to the graphical computation of radiative flux and, in fact, represents the initial application of this approach to the problem of radiative transfer. Although this is not of direct concern to our present work, it certainly is of general historical interest to all those dealing with the problem of radiative transfer. For these reasons, then, the translation has been carried out. The final translation has deviated from the literal translation only where it has been necessary in order to clarify the meaning.

The assistance of Dr. Bernhard Haurwitz in the translation of certain particularly troublesome passages is gratefully acknowledged.

SUMMARY

A graphical procedure is developed whereby radiative fluxes may be calculated, and thereby the temperature changes in atmospheres of arbitrary structure, taking into account the laws for the absorption of diffuse radiation with absorption coefficients that vary with wavelength. The absorption of direct solar radiation is also taken into account.

ON CALCULATING RADIATIVE FLUXES AND TEMPERATURE CHANGES
IN ATMOSPHERES OF ARBITRARY STRUCTURE

R. Mügge and F. Möller (Frankfurt/Main)

The papers by G. C. Simpson [1] and R. Mügge [2] on the radiative relationships in the atmosphere were based on greatly simplified assumptions regarding the absorption spectrum of water vapor. Quite recently, F. Albrecht [3] and O.F.T. Roberts [4] simultaneously advanced the theory of thermal radiation of atmospheric water vapor by considering the selective absorption of water vapor as established by measurements by Hettner et al., on the one hand, and also by applying the geometrical laws of radiation as developed by E. Gold [5] and R. Emden [6]. The great advance contributed by the improved theory is countered by the disadvantage that the calculation becomes extremely long and drawn out. Both Albrecht and Roberts presume average distributions of humidity and temperature in the vertical and calculate the radiative fluxes at various atmospheric levels. To this end the calculation is to be performed separately for every wavelength, since the coefficient of absorption is different at every wavelength λ , and for every λ the dependence of radiant energy on temperature is given by a different formula (Planck's law). Then the integration over all wavelengths may be performed.

It is now to be assumed that different distributions of the water vapor which absorbs and emits radiation in the atmosphere and different temperatures of the sources of radiation (water vapor and the earth's surface) yield quite different radiative flux distributions. A tropical atmosphere and a polar one, or a high-pressure air mass and a low, will exhibit great differences. The changes in the radiation that accompany changes in the structure of the atmosphere claim special interest with regard to explaining the vertical temperature profile in the stratosphere [2]. Evidently the calculations become interminable at this point, for there are, so to speak, four independent variables involved in calculating the radiation: wavelength, the atmospheric

level involved, temperature, and water vapor content. In order to study many differently structured atmospheres without impairing the precision of the theory, integration over all wavelengths is anticipated in this report. A graphical procedure is developed for determining the radiative flux at any atmospheric level from the water vapor above and below that level and from the earth's surface. The effect of direct solar radiation will be taken into account later.

The basic assumption is made that the coefficient of absorption k_λ of water vapor is uniquely defined by the relative attenuation which radiation at wavelength λ undergoes as it penetrates the quantity of water vapor dw (measured in centimeters of precipitable water), irrespective of the pressure or temperature of the water vapor at the time. We use the values for k_λ given and applied by Albrecht [3].

If a quantity of water vapor w lies between an ideal⁽¹⁾ radiating surface AA (Fig. 1) and a unit area B intercepting radiation from AA, then the normally incident component of the monochromatic radiation impinging on B at the angle of incidence z is given by

$$2\pi \cdot \frac{r \sin z \cdot rdz}{\cos z} \cdot \cos^2 z \cdot \frac{1}{r} \cdot e^{-\frac{k_\lambda \cdot w}{\cos z}} \cdot i_{\lambda T} \cdot d\lambda =$$

$$2\pi \cdot i_{\lambda T} d\lambda \cdot \sin z \cdot \cos z \cdot e^{-\frac{k_\lambda \cdot w}{\cos z}} \cdot dz.$$

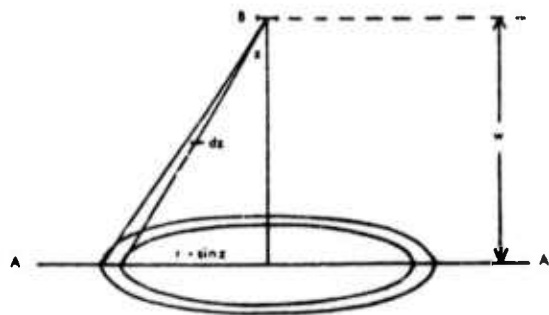


Figure 1

⁽¹⁾Black body.

Here $i_{\lambda T}$ is the monochromatic radiation emitted by a unit area of the ideal radiating surface per unit solid angle:

$$i_{\lambda T} d\lambda = 2c_1 \lambda^{-5} \left(e^{\frac{c_2}{\lambda T}} - 1 \right)^{-1} d\lambda; \quad c_1 = 8.420 \text{ g cal} \cdot \text{cm}^2 \cdot \text{min}^{-1};$$

$$c_2 = 1.43 \text{ cm} \cdot \text{deg}.$$

Integration over z yields the radiation from an infinitely large surface AA:

$$S_{\lambda T}^S(w) d\lambda = 2\pi i_{\lambda T} d\lambda \int_0^{\pi/2} \sin z \cos z e^{-\frac{k_\lambda w}{\cos z}} dz.$$

With $1/\cos z = \xi$, this becomes

$$\begin{aligned} 2\pi i_{\lambda T} d\lambda \int_1^\infty e^{-k_\lambda w \xi} \cdot \xi^{-3} d\xi &= 2\pi i_{\lambda T} d\lambda \frac{1}{2} \left(e^{-k_\lambda w} (1 - k_\lambda w) - k_\lambda^2 w^2 E_1(-k_\lambda w) \right) \\ &= 2\pi i_{\lambda T} d\lambda H_3(k_\lambda w) \end{aligned} \quad (1)$$

in the convenient notation of Gold. Since r and thus all distances drop out, the irradiated quantity of water vapor w (in cm of precipitable water) is henceforth used as a measure of distance. This should be calculated as increasing from the surface B, whether upward or downward. The radiation of an infinitely large surface through an absorbing layer of gas varies, then, not according to an exponential function, but in accordance with the function H_3 . The latter can easily be tabulated in accordance with the above development and applied to subsequent calculation. The curve for this is given in Fig. 2 along with its logarithmic derivative, the latter providing a particularly clear illustration of the difference between this expression and an exponential function.

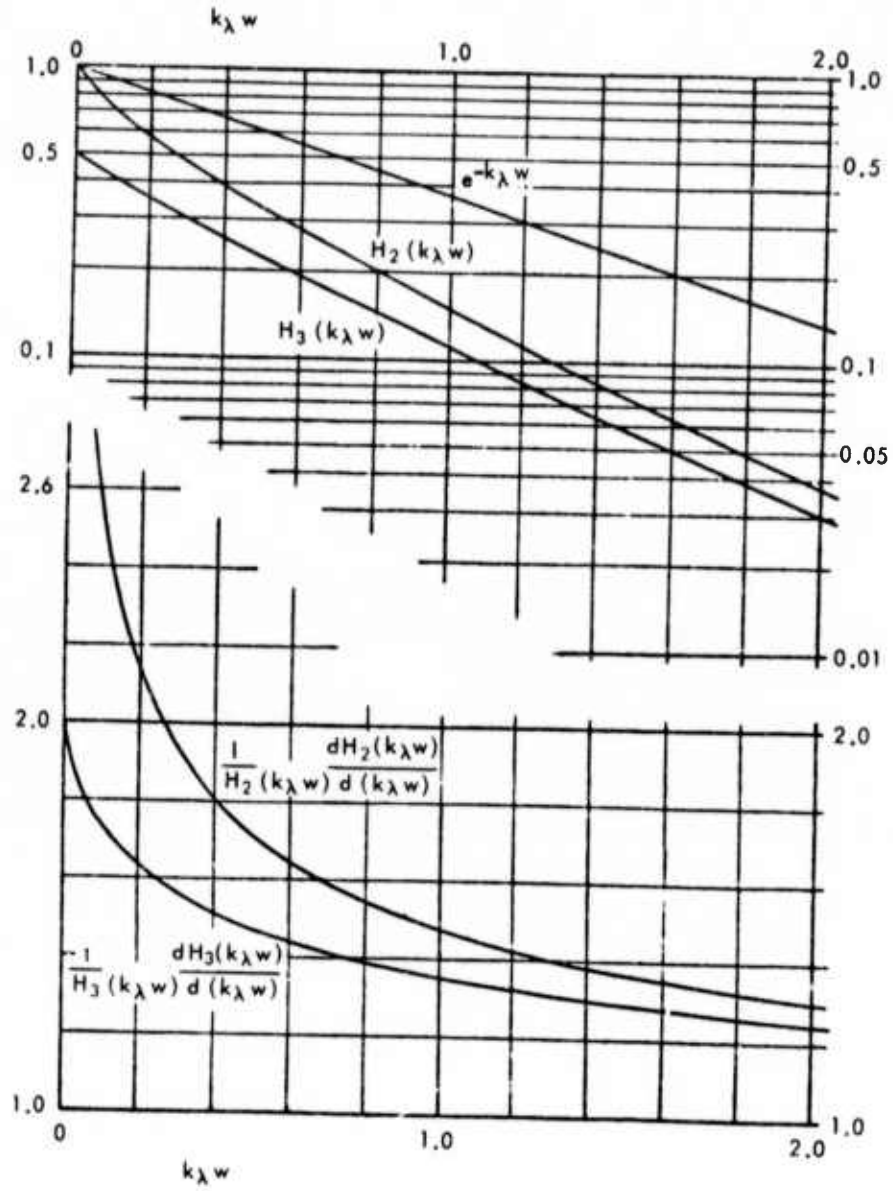


Figure 2

The total radiation in all wavelengths emitted by the black-body surface is then given by

$$S_T^S(w) = 2\pi \int_0^\infty I_{\lambda T} H_3(k_\lambda w) d\lambda. \quad (2)$$

This integration is performed graphically for temperatures between +40°C and -60°C and for water vapor in amounts up to 5 cm of precipitable water. Figure 3 gives the curve for the integration and clearly

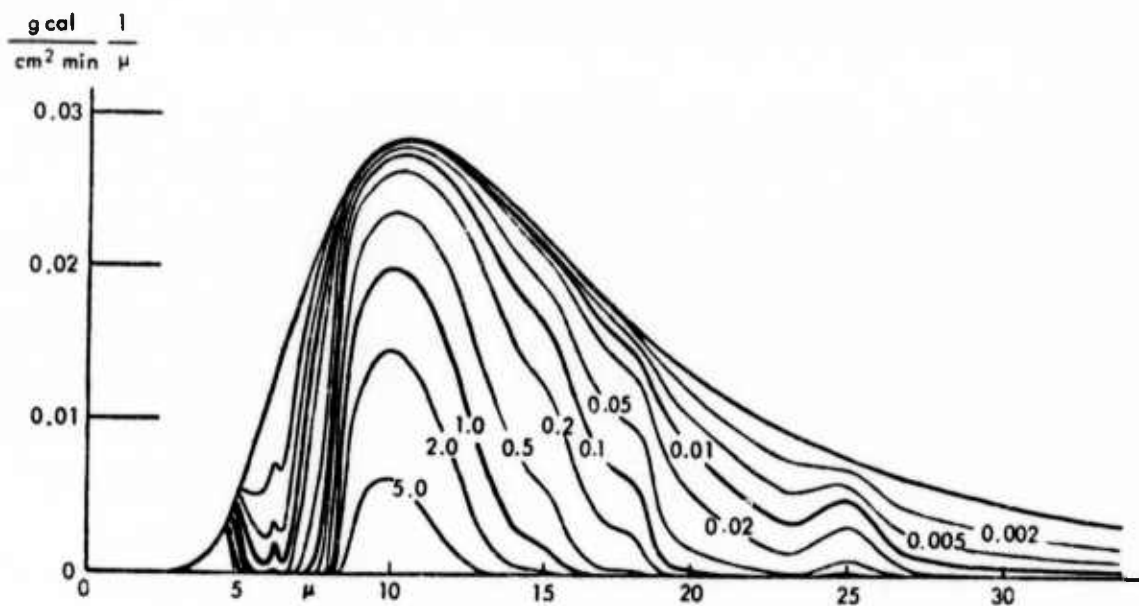


Fig. 3 -- Ideal radiation at 273° through an absorbent layer of water vapor w

shows the gradual decrease in intensity, first in the wavelengths of strong absorption, and, after the energy has completely disappeared there, in the regions with smaller k_λ . Figure 4 (left) shows S_{313}^S as a function of w, where the extremely rapid drop in intensity with very small quantities of water vapor and the slow drop with large quantities are particularly striking. This occurs because the values of the absorption coefficient vary between 0.2 and 250 and come into effect in succession, depending on their magnitude. It is obvious that no approximation of this curve is possible by means of an exponential function (gray absorption).

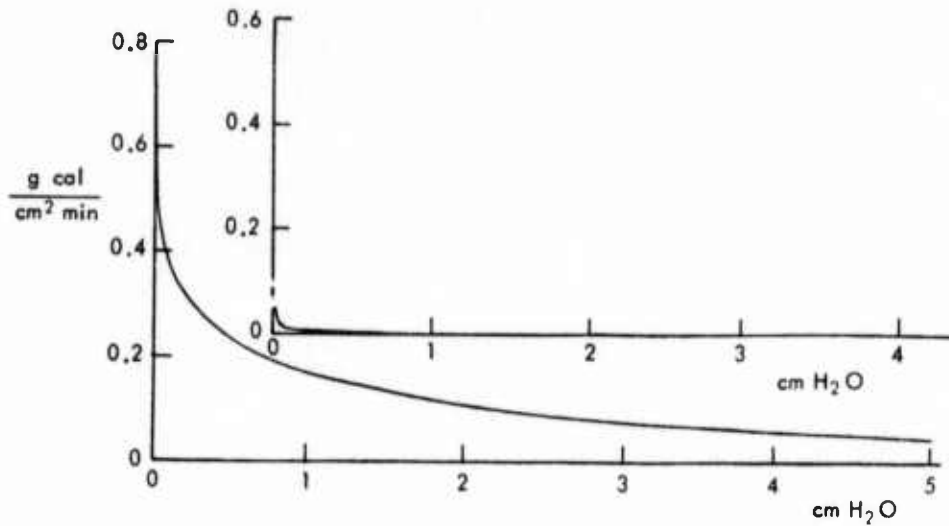


Fig. 4 -- Absorption of ideal radiation and natural radiation by water vapor

The radiation emitted by the water vapor can itself be calculated as follows: If AA in Fig. 1 is not considered to be an ideal radiating surface, but rather an infinitely thin layer of water vapor dw with a temperature T , then one may determine first of all the radiation from this layer transmitted through the absorbent layer w resting above it. Let the layer w be regarded only as absorptive, not as radiating. The radiation of the elementary layer dw is defined in terms of its absorption, according to Kirchhoff's law. A vertically incident beam is attenuated by the factor $k_\lambda dw$, but a beam incident obliquely from below at an angle z is attenuated by the factor $(k_\lambda \frac{dw}{\cos z})$, since the thickness of the layer penetrated is greater than in the case of vertical incidence. Thus, the emission at angle z is given by $i_{\lambda T} d\lambda k_\lambda \frac{dw}{\cos z}$, which appears in place of $i_{\lambda T} d\lambda$ in Eq. (1). Then the same calculation as above is performed:

$$\begin{aligned}
 S_{\lambda T}^{dw}(w)d\lambda &= 2\pi i_{\lambda T} d\lambda k_\lambda dw \int_1^\infty e^{-k_\lambda w \xi} \xi^{-2} d\xi \\
 &= 2\pi i_{\lambda T} d\lambda k_\lambda dw \left(e^{-k_\lambda w} + k_\lambda w E_1(-k_\lambda w) \right) = 2\pi i_{\lambda T} d\lambda k_\lambda dw H_2(k_\lambda w)
 \end{aligned}
 \tag{3}$$

S^{dw} is strictly speaking a differential, but this notation is adopted here for the sake of greater clarity. H_2 is even less easily approximated than H_3 by the simple exponential function (Fig. 2). It is similarly possible to tabulate it and to perform the integration over λ .

$$S_T^{dw}(w) = 2\pi dw \int_0^\infty i_{\lambda T} k_\lambda H_2(k_\lambda w) d\lambda. \quad (4)$$

This integral was determined graphically for all temperatures of the radiating vapor layer present in the atmosphere (between $+40^\circ$ and -80°C) and for all reasonable amounts of the absorbing water vapor. Figure 5 shows the curve for the calculation at $T = 273^\circ$. The uppermost curve gives the radiation before any absorption has occurred, and the others indicate the amounts as the radiation penetrates deeper into the water vapor layer where in cases of greater absorption one clearly sees a displacement to wavelengths that certainly radiate less, but are at the same time not all that greatly attenuated. Of course, the radiation

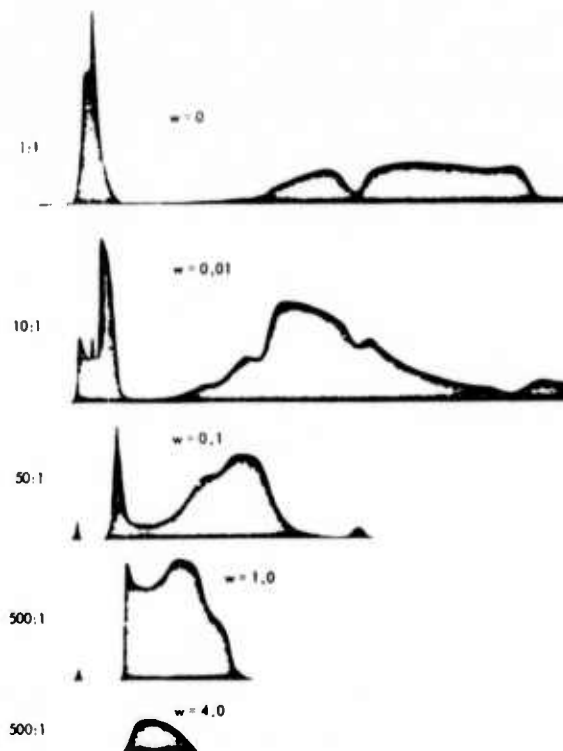


Fig. 5 -- Changes in natural radiation with the thickness of the absorbent layer (note magnification of vertical scale)

penetrating 1 cm of H_2O is already remarkably slight, and can only be represented approximately in Fig. 4 (right); still, its total energy is not negligible compared with the quantities of energy produced by nearby layers of the atmosphere because the radiating masses of these layers are less by some powers of ten.

Figure 6a gives another schematicized representation of the amount of radiation emitted by the elementary water-vapor layer dw at temperature T and transmitted through the absorbing vapor layer w . Planimetry over the area under the curve T_0 between the abscissae 0 and w gives the total amount of energy that emerges from a unit surface area of an atmosphere of finite thickness w and temperature T_0 at its boundary. If one draws a curve in the grid of T and w in 6a to indicate for each case the prevailing temperature at the "distance" w (cm of H_2O), then the area gives the radiation of an atmosphere with the given temperature distribution. Such an operation, however, cannot

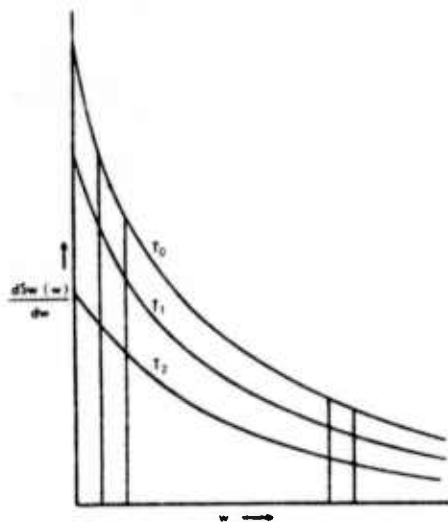


Figure 6a

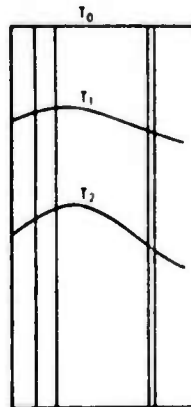


Figure 6b

be performed with Fig. 4, which gives the distribution of the natural radiation. For this reason, 6a or 4 is transformed into 6b, as shown. The linear scale for w is severely compressed, so that the curve T_0 is raised while preserving the area, and also the w -scale is chosen

in such a way that the line for T_0 becomes horizontal with the ordinate equal to 1. The lifting of the other T-lines takes place perforce, since the spatial relationship of T to T_0 and to the abscissa remains the same. The w-scale is obtained computationally as follows: An isothermal atmosphere of thickness W and temperature T_0 radiates

$$S_{T_0}^W = \int_0^W S_{T_0}^{dw}(w) = 2\pi \int_0^\infty i_{\lambda T_0} d\lambda \int_0^W H_2(k_\lambda w) k_\lambda dw, \quad (5)$$

and since the ordinate must equal 1, this quantity gives the scale for w on the abscissa.

From the definition for H_2 and H_3 we now have

$$\begin{aligned} \frac{d}{d(kw)} H_3(kw) &= \frac{d}{d(kw)} \int_1^\infty e^{-kw\xi} \cdot \xi^{-3} d\xi \\ &= -kdw \int_1^\infty e^{-kw\xi} \xi^{-2} d\xi = -kdw H_2(kw) \end{aligned} \quad (6)$$

and, correspondingly,

$$\int_0^W H_2(kw) kdw = H_3(0) - H_3(kW). \quad (7)$$

Hence from (5)

$$S_{T_0}^W = 2\pi \int_0^\infty i_{\lambda T_0} H_3(0) d\lambda - 2\pi \int_0^\infty i_{\lambda T_0} H_3(k_\lambda W) d\lambda. \quad (8)$$

The first term on the right (absorbing water vapor = 0) is the total black-body radiation σT_0^4 , the second is the amount that the black-body surface transmits through layer W; see Eq. (2). For $w = \infty$ the latter term disappears, and thus it turns out that infinity on the w-scale in Fig. 6b is reached at σT_0^4 (4). The radiation transmitted by a black-body surface at temperature T through a vapor layer w is thus given by the area bounded by the abscissae w and ∞ , the abscissa, and the curve T. This must be identical with the value that can be calculated from (2).

The final topic of this report is introduced in Fig. 7. The w scale clearly includes four orders of magnitude. In the case of gray radiation, infinity would be reached after two powers of ten; thus, in this case again the staggering of absorption is apparent. The bending of the curves for the individual temperatures can be explained roughly as follows: After transmission through 0.01 cm of water vapor, the maximum of the energy emerging lies at a wavelength between 20 to 25 μ ; wavelengths with greater absorption coefficients have already

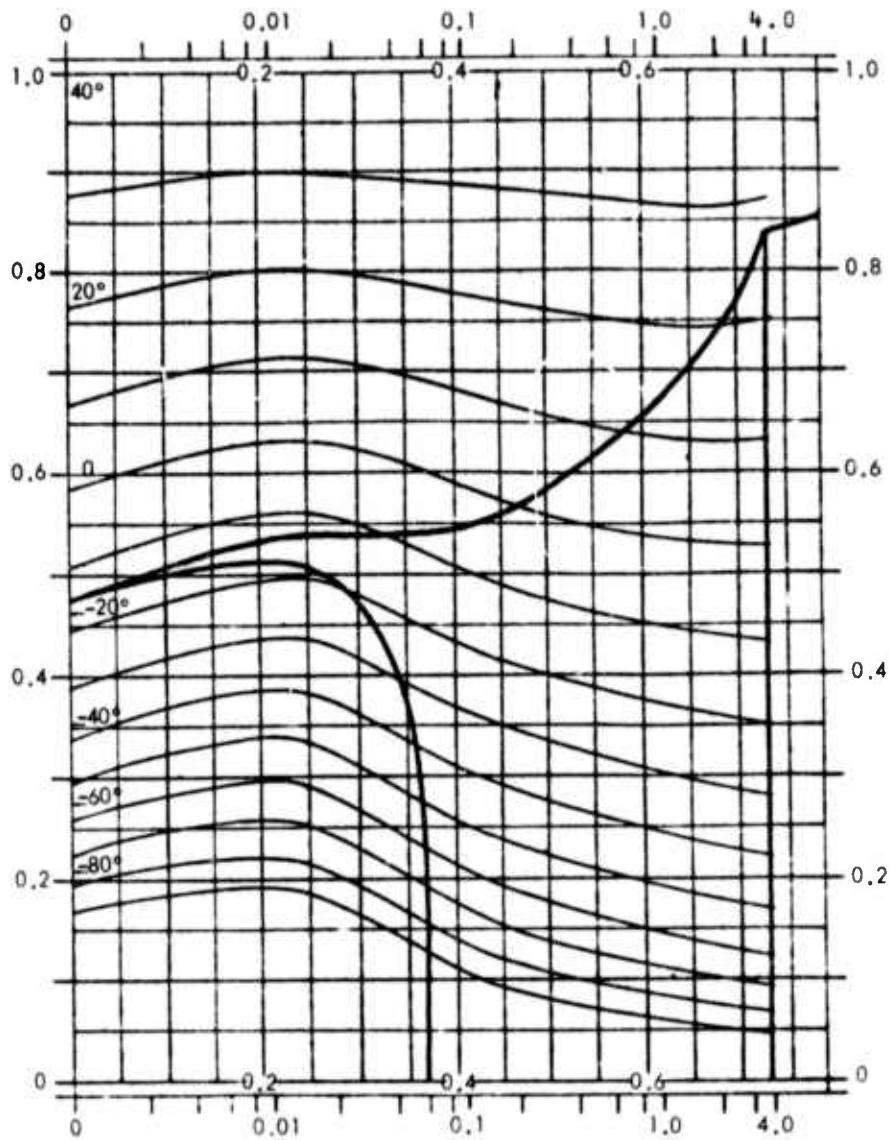


Fig. 7 -- Diagram for determining the radiation from the water vapor and ground

been absorbed, while smaller k_λ still contain relatively small amounts of energy (Fig. 5). In the case of smaller w , the band from 6 to 7 μ also stands out quite noticeably, whereas with larger w the center of gravity of the energy gradually shifts from 20 to 10 μ . The wavelength, however, which after transmission through the vapor layer w furnishes the main part of the energy, also impresses its characteristic temperature dependence on the total energy, and thus the shift of the energy for $w = 0.01$ corresponds to that for large wavelengths--that is, only a slow decrease with decreasing T . At the beginning, the band from 6 to 7 μ is more effective; but at the end, the height of the T-lines reflects the temperature dependency of the Planck law at 10 μ .

In Fig. 7, a curve is plotted which shows the radiation through a horizontal area where a temperature of -15°C prevails. The upper part of the curve gives the radiation coming from below (from the warmer portion of the atmosphere), and also the radiation emitted by the ground, which has the same temperature as the immediately adjacent air layer. The lower part of the curve gives the radiation coming from above. The area between the two branches of the curve completely defines the net upward radiative flux, which is due to the radiation from the water vapor and the ground.

If one determines this total radiative flux S for various altitudes h , then its variation dS/dh is a measure of the amount of energy provided by the layer dh ; that is, the energy emitted by the layer dh . Under the effect of this radiation, the layer undergoes the following change in temperature:

$$\frac{\partial T}{\partial t} = - \frac{1}{\rho c_p} \frac{dS}{dh}, \quad (9)$$

which can be computed accordingly for various altitudes in the atmosphere.

To determine completely the temperature changes due to radiative influences, one must also determine the effect of direct solar radiation. The scattering of sunlight, which is slight in the long-wave portion of the solar spectrum anyway, can be disregarded, since heating is

due solely to absorption. F. E. Fowle [7] has studied individual bands of the solar spectrum for quantities of water vapor ranging from 0.5 to 8 cm of precipitable water. By utilizing extra-terrestrial intensities [8] and the values for ultraviolet and infra-red corrections [9] provided by Fowle and Abbot, the energies absorbed by a water-vapor layer of thickness w are determined as follows (Table 1, col. 2). These numerical values can be fitted relatively easily to an analytical expression that can be extrapolated both for small quantities of water below 0.5 cm (high atmosphere) and for very large values (when the sun is low). The formula $0.1720 \cdot w^{0.3028}$ yields the values in column 3 and the errors relative to the observed values (col. 4), which never reach 1 percent. For very large $w > 8$ cm, the values are certainly too large; still this error is of no great significance, since large w occur only very briefly when the sun is low.

Table 1
SOLAR RADIATION ABSORBED BY w cm OF PRECIPITABLE WATER
($\text{gcal} \cdot \text{cm}^{-2} \text{min}^{-1}$)

w	From Fowle	Calculated	Error
0.5	0.1406	0.1394	-0.0012
1.0	0.1707	0.1720	+0.0013
1.5	0.1933	0.1944	+0.0011
2.0	0.2118	0.2121	+0.0003
3.0	0.2408	0.2399	-0.0009
4.0	0.2620	0.2617	-0.0003
5.0	0.2811	0.2800	-0.0011
6.0	0.2962	0.2959	-0.0003
7.0	0.3100	0.3100	0
8.0	0.3220	0.3228	+0.0008

The intensity impinging at a solar zenith angle z on the horizontal area over which a quantity of water vapor w rests is given by

$$J = \left(J_0 - 0.1720 \left(\frac{w}{\cos z} \right)^{0.3028} \right) \cos z.$$

By differentiating with respect to w , the amount of energy absorbed in the layer dw is obtained:

$$0.0521 \left(\frac{w}{\cos z} \right)^{-0.6972} dw.$$

The zenith angle z is a function of the time of day:

$$\cos z = \sin \varphi \sin \delta + \cos \varphi \cos \delta \cos t = A + B \cos t,$$

where A and B are to be regarded as constants that vary only with the geographical latitude and the season [10]; t is the hour angle of the sun.

The solar energy absorbed over a 24-hour period is then given by

$$0.0521 w^{-0.6972} dw \cdot 2 \int_0^{\tau} (A + B \cos t)^{0.6972} dt, \quad (10)$$

where τ is defined by the time of sunrise: $\cos \tau = -A/B$. The above integral can be evaluated graphically for various latitudes and seasons and thus immediately shows what the heating power of solar radiation (Table 2) is under various conditions. It is worth noting that during the summer solstice the heating at the pole is 1.6 times that at the equator.

The heating resulting from absorption is obtained by division by ρc_p in (10).

Table 2
RATIO OF ABSORBED SOLAR ENERGY AVERAGED
OVER A 24-HOUR PERIOD TO THAT ABSORBED DURING VERTICAL INCIDENCE

δ	0°	30°	50°	65°	90°
+23 1/2°	0.330	0.401	0.424	0.448	0.527
+16 1/3°	0.340	0.380	0.372	0.359	0.412
0°	0.349	0.316	0.257	0.192	0
-16 1/3°	0.340	0.244	0.146	0.054	0
-23 1/2°	0.330	0.208	0.097	0.006	0

Figure 8 gives an example of the radiative effects. Batavia's vertical temperature distribution is chosen, and the relative humidity is assumed to be 50 percent throughout. Radiation from the atmosphere and

ground alone produces cooling at all altitudes; this is to be expected as long as no solar radiation counterbalances the radiation lost to space from the earth. In this case, the cooling exhibits a very pronounced maximum at an altitude of 11.5 km, above which the effect

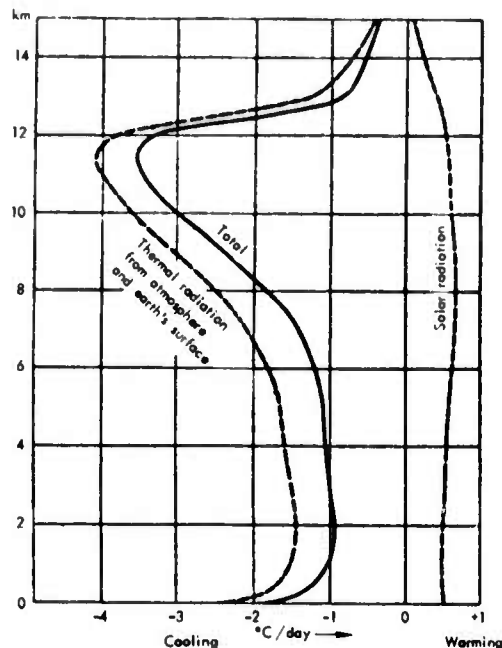


Fig. 8 -- Temperature change due to radiation in an atmosphere using Batavia's temperatures

approaches zero very quickly. This radiation maximum has already been noted by Albrecht, who calls it an emission layer; one should note, however, that emission is not limited solely to this altitude, but is quite important at lower altitudes as well. Heating due to solar radiation (computed for $\varphi = 0^\circ$, $\delta = 0^\circ$) produces a rather uniform and small value at all altitudes compared with the thermal radiation--to such an extent that quite considerable cooling remains throughout the atmosphere in the final analysis.

Opposing this is the effect of radiation at the earth's surface; the effective radiation from the ground amounts to 0.0720, and the incoming radiation from the sun to $0.5297 \text{ gcal cm}^{-2} \text{ min}^{-1}$ in the mean throughout the day. In order to obtain values that correspond to

the actual mean relationships, the latter value should be reduced by the amount of solar energy lost due to scattering and cloud cover and augmented by the amount of diffuse sky radiation present. If one takes this into account and then compares the quantity of heat actually gained by the earth's surface to that given off by the atmosphere, a surplus of energy is obtained that is not radiated back into space at that location and must be carried off in some way, since on the average warming cannot occur. On the contrary, in making a comparison with the energy balance at other latitudes the heating of the entire earth must equal zero in the mean. These questions will be given closer scrutiny in an article in the Meteorologische Zeitschrift.

REFERENCES

1. Simpson, G. C., Further studies in terrestrial radiation. Mem. of the Roy. Met. Soc., 3 (21), 1928.
2. Mügge, R., Über die Stratosphärentemperatur und die Strahlungsbedingungen der oberen Atmosphäre. Zeitschr. f. Geophys., 5 (194), 1929.
3. Albrecht, F., Der Wärmeumsatz durch die Wärmestrahlung des Wasserdampfes in der Atmosphäre. Ebenda, 6 (421), 1930.
4. Roberts, O.F.T., On radiative diffusion in the atmosphere. Proc. Roy. Soc. Edinburgh, 50, Part 3, Nr. 19, 1930.
5. Gold, E., The isothermal layer of the atmosphere and atmospheric radiation. Proc. Roy. Soc. London (A), 82 (43), 1909.
6. Emden, R., Über Strahlungsgleichgewicht und atmosphärische Strahlung. Sitz.-Ber. Bayr. Akad. Wiss. 1913, S. 55.
7. Fowle, F. E., Transparency of aqueous vapor. Astrophysical Journal, 42 (409), 1915.
8. Abbot, Fowle, and Aldrich, Distribution of energy in the spectra of the sun and stars. Smiths. Misc. Coll., 74 (7), 1923.
9. Abbot, C. G., Smithsonian solar radiation researches. Gerlands Beitr., 16 (344), 1927.
10. Milankovitch, M., Mathematische Klimalehre, in Köppen-Geiger, Handb. d. Klimatologie I, A. Berlin 1930.