

AD-783 195

OPERATION HOMECOMING. VOLUME I,  
PART I. SYSTEMS MANUAL

Gary C. Haley, et al

INCO, Incorporated

Prepared for:

Rome Air Development Center

March 1974

DISTRIBUTED BY:

**NTIS**

**National Technical Information Service**  
**U. S. DEPARTMENT OF COMMERCE**  
5285 Port Royal Road, Springfield Va. 22151

**Best  
Available  
Copy**

UNCLASSIFIED

SECURITY CLASSIFICATION OF THIS PAGE (When Data Entered)

REPORT DOCUMENTATION PAGE		READ INSTRUCTIONS BEFORE COMPLETING FORM
1. REPORT NUMBER RADC-TR-74-40, Volume I (of 3)	2. GOVT ACCESSION NO.	3. RECIPIENT'S CATALOG NUMBER <b>AD 783 195</b>
4. TITLE (and Subtitle) OPERATION HOMECOMING Volume I, Parts 1 & 2 - Systems Manual		5. TYPE OF REPORT & PERIOD COVERED Final Report Jul 71 - Oct 73
		6. PERFORMING ORG. REPORT NUMBER None
7. AUTHOR(s) Gary C. Haley                      E. B. Martinez Brian T. Forbes Paul F. Wilson		8. CONTRACT OR GRANT NUMBER(s) F30602-73-C-0087
9. PERFORMING ORGANIZATION NAME AND ADDRESS INCO, Incorporated 7655 Old Springhouse Road McLean, Virginia 22101		10. PROGRAM ELEMENT, PROJECT, TASK AREA & WORK UNIT NUMBERS Job Order No. IDHS0106
11. CONTROLLING OFFICE NAME AND ADDRESS Rome Air Development Center (IRDA) Griffiss Air Force Base, New York 13441		12. REPORT DATE March 1974
		13. NUMBER OF PAGES 534
14. MONITORING AGENCY NAME & ADDRESS (if different from Controlling Office) AFIS/INYE 1111 North 19th Street Rosslyn, Virginia 22209		15. SECURITY CLASS. (of this report) UNCLASSIFIED
		15a. DECLASSIFICATION/DOWNGRADING SCHEDULE N/A
16. DISTRIBUTION STATEMENT (of this Report)  Approved for public release; distribution unlimited.		
17. DISTRIBUTION STATEMENT (of the abstract entered in Block 20, if different from Report)  Same		
18. SUPPLEMENTARY NOTES  Prepared in cooperation with the 7602 AIG, Ft Belvoir VA and DIA.		
19. KEY WORDS (Continue on reverse side if necessary and identify by block number) Intelligence EGRESS Recap Operation Homecoming Prisoners of War		
20. ABSTRACT (Continue on reverse side if necessary and identify by block number)  The OPERATION HOMECOMING ADP Support System was designed to provide a capability to correlate data associated with prisoners of war detained in Southeast Asia and assist in determination of the official status of all POWs and MIAs. In addition, the system was developed to support research into various aspects of confinement.  Reproduced by NATIONAL TECHNICAL INFORMATION SERVICE U S Department of Commerce Springfield VA 22151		

DD FORM 1473  
1 JAN 73

EDITION OF 1 NOV 65 IS OBSOLETE

UNCLASSIFIED

SECURITY CLASSIFICATION OF THIS PAGE (When Data Entered)

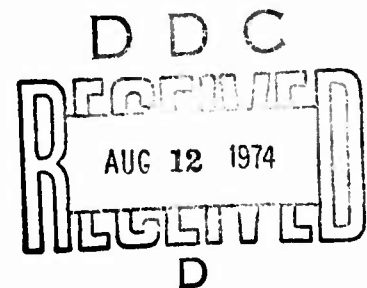
295

OPERATION HOMECOMING  
Volume I, Part 1 - Systems Manual

INCO, Incorporated

Gary C. Haley  
Brian T. Forbes  
Paul F. Wilson  
E. B. Martinez

Approved for public release;  
distribution unlimited.



ia

PREFACE

The OPERATION HOMECOMING ADP Support System was developed and implemented by INCO, Incorporated, 7655 Old Springhouse Road, McLean, Virginia, under guidance received from the Department of Defense, Defense Intelligence Agency, United States Air Force, Rome Air Development Center, and 7602 Air Intelligence Group.

This is the Final Report under Contract F30602-73-C-0087, Job Order Number IDHS0106, for Rome Air Development Center, Griffiss Air Force Base, New York. Mr. Nathaniel J. Miullo (IRDA) was the RADC Project Engineer.

The direct assistance rendered to project personnel of INCO by individuals assigned to the above organizations contributed significantly to the overall success achieved when the system was activated for operational use. Mr. Claude Watkins of the 7602 AIG and Mr. Murray Burke of RADC must be singled out for their individual contributions. Their technical advice was of incalculable value to the success of the program.

This report has been reviewed by the RADC Information Office (OI) and is releasable to the National Technical Information Service (NTIS).

This technical report has been reviewed and is approved.

APPROVED:

*Nathaniel J. Miullo*

NATHANIEL J. MIULLO  
Project Engineer  
Intel Data Handling Branch

APPROVED:

*Howard Davis*

HOWARD DAVIS  
Technical Director  
Intel & Recon Division

FOR THE COMMANDER:

*Carlo P. Crocetti*

CARLO P. CROCETTI  
Chief, Plans Office

## SUMMARY

The OPERATION HOMECOMING ADP Support documentation consists of three volumes; The Systems Manual, Volume I; The Users Manual, Volume II; and The Final Report, Volume III. This Systems Manual has been compiled in two parts and provides information relative to the technical aspects of the OPERATION HOMECOMING ADP Support System. It has been written to provide programmers with the information necessary to maintain the system and support any requests for data from the system.

## OPERATION HOMECOMING EVALUATION

The ADP support functioned well for the duration of the prisoner release. Based on the experience gained during the development and implementation of the Operating Homecoming system, it was very evident that a wealth of data on confinement, survival, and equipment quality was recorded. The computer data base consists of approximately 80 million recoverable characters of data. In addition, the verbatim transcripts of confinement history of Air Force personnel consist of approximately 100,000 pages of information. At no time, after any previous conflict in which U. S. personnel were engaged, has there been such comprehensive effort to collect, organize, and compile information concerning personnel who were captured. The data will be useful for future research along with selected data from previous conflicts. They should be merged in a central repository to support research activities that can be accomplished relative to the intelligence exploitation of Humint data, i.e., iron curtain defectors, captured prisoners of current encounters (Israeli/Arab conflict). For the first time there are standardized formats and valuable data banks of files concerning POW experiences, that can be exploited for Air Force purposes. The Air Staff plans to continue the use of this data in analyzing the lessons learned from the Southeast Asian prisoner of war experiences.

*Nathaniel J. Miullo*  
**NATHANIEL J. MIULLO**

## TABLE OF CONTENTS

### Part 1

SECTION	PAGE	
I	INTRODUCTION	1
	1. Purpose	1
	2. Systems Design Concepts	1
	a. Objectives	1
	b. Data Processing	2
	c. Data Analysis	2
II	DESCRIPTION OF SYSTEM COMPONENTS AND OPERATIONS	4
	1. System Flow	4
	a. Input Preparation	4
	b. Updating	4
	c. Retrieving Data	4
	d. Information Reports	6
	2. OPERATION HOMECOMING ADP Support System Components	6
	a. OPERATION HOMECOMING File	6
	b. File Format Table (FFT)	6
	c. File Library	6
	d. Logic Statements	6
	e. Preprocessor Programs	6
	f. 360 FFS Procedures	6
	3. JCL Statements	6
III	FILE FORMAT TABLE (FFT)	7
	1. General File Concepts	7
	a. Master File Organization (NAPWWW)	7
	b. DEREK Comments File Organization (NAPWCMT)	7
	2. JCL Statements	8
	3. File Format Table	8
IV	FILE MAINTENANCE (FM)	9
	1. File Maintenance Procedures	9
	2. JCL Statements	9
	3. OPERATION HOMECOMING ADP Support System Logic Statements	9
	4. Main File Cleanup Routines	9
V	DIA PMSEA PREPROCESSOR	11
	1. Input	11
	2. Processing	11
	3. Output	11
	4. JCL and Program Statements	11
	5. Flow Charts	11



TABLE OF CONTENTS (continued)

SECTION		PAGE
VI	USAF NEXT-OF-KIN PREPROCESSOR	12
	1. Input	12
	2. Processing	12
	3. Output	13
	4. Navy and Marine Corps Next-of-Kin Data	13
	5. JCL and Program Statements	13
	6. Flow Charts	13
VII	OSD CASUALTY FILE PREPROCESSOR	14
	1. Purpose	14
	2. Input	14
	3. Processing	14
	4. Output	15
	5. JCL and Program Statements	15
	6. Flow Charts	15
VIII	DEBRIEFING REPORTING PREPROCESSOR (DEREP)	16
	1. Purpose	16
	2. Input	16
	3. Processing	16
	4. Output	17
	5. JCL and Program Statements	17
	6. Flow Charts	17
	7. DEREK Transaction Updating	17
	8. DEREK Cleanup Routines	19
IX	PACAF MIA/PW INDEX	20
X	SYSTEM TABLES	21
	1. Table Concepts	21
	2. JCL and Parameter Statements	21
	3. Table Listings	21
XI	OUTPUTS	22
	1. General	22
	2. Retrieval and Sort Processor (RASP)	22
	3. Output Processor (OP)	22
	4. Feedback Reports	23
	a. Assessment Report	23
	b. Non-Returnee Report (Unknown or No Match)	23
	5. Other Outputs	26

TABLE OF CONTENTS (continued)

APPENDIX		PAGE
A	References	31
B	File Format Tables (FFTs)	33
C	Logic Statements	76
D	DIA PMSEA Preprocessor	106
E	USAF Next-of-Kin Preprocessor	116
F	OSD Casualty File Preprocessor	129
G	DEREP Preprocessor	148
H	Systems Tables	201
Part 2		
I	Cataloged Retrieval and Sort Processor Statements	285
J	Cataloged Report Instruction Tables (RIT)	439
K	Feedback Report Instructions	523
L	Abbreviations	532

LIST OF ILLUSTRATIONS

<u>FIGURE</u>	<u>TITLE</u>	<u>PAGE</u>
(Part 1)		
1	OPERATION HOMECOMING General System Flow	5
2	DD Form 1392	24
3	AFHG Form 60 AUTODIN TRANSMISSION REQUEST	25
4	Non-Returnee Report (Unknown/No Match) Flow	27
5	File Maintenance Routines	99
6	DIA PMSEA Data Update Systems Flow	110
7	DIA PMSEA Translator Logic/Detail Flow	111
8	Next-of-Kin (NOK) Ref. at Preprocessor Flow	117
9	Next-of-Kin (NOK) Preprocessor	118
10	OSD Casualty Reformat Logic/Detail Flow	139
11	OSD Casualty Update Systems Flow	142
12	OSD Casualty Translator Logic/Detail Flow	143
13	DEREPS Systems Flow Chart	149
14	DEREPS Preprocessor Logical Flow Chart	150
15	DEREP Preprocessor Flow Chart	152
16	DEREP Logic Statement Systems Flow	167
(Part 2)		
17	AUTODIN Feedback COBOL Program (NAPWAUTD) Logic Flow	528

## SECTION I

### INTRODUCTION

This section discusses the purpose of the documentation and design concepts for the OPERATION HOMECOMING Automated Data Processing Support System.

#### 1. (U) PURPOSE

This documentation presents the procedures for the maintenance and operation of an OPERATION HOMECOMING Automated Data Processing Support System which uses the IBM 360 Formatted File Processing System (360 FFS). The technical portion of this material is presented in a direct manner, assuming that the reader has a basic knowledge of 360 FFS, IBM ALC, the IBM 360 Operating System, and related Job Control Languages.

#### 2. (U) SYSTEM DESIGN CONCEPTS

##### a. Objectives

The OPERATION HOMECOMING Automated Data Processing Support System has been designed to serve as an analytical tool for the intelligence and Air Staff analysts:

Collating information, reported by one or more returnees and received from one or more of the geographically separated debriefing locations at different times during the debriefing cycle, concerning:

- o A Non-Returnee
- o A Condition of Captivity
- o A Specific Event Occurring During Captivity
- o Returnee Statements on Equipment, SAR Procedures, training, Code of Conduct, etc.

Rapidly collating existing information with that reported by one or more returnees from one or more of the geographically separated debriefing locations at different times during the debriefing cycle concerning:

- o Events in which the returnees participated during captivity.
- o Returnee shutdown, capture and captivity experiences.
- o Non-Returnees' status.

- o Cause and effect relationships of captivity experiences.
- o The identity of the returnee reporting the information.

Rapidly retrieving information pertinent to a specific request with assurance that all information reported to date by one or more returnees from one or more of the debriefing locations will be available to formulate a response to the request.

Rapidly feeding back information, and requests for amplifying information from one or more returnees, to the debriefing locations during the debriefing cycle to:

- o Resolve conflicting information.
- o Obtain additional information.

Rapidly retrieving information, provided by all the returnees and stored in a central repository, in response to requests for:

- o Summary data by returnees, subject, time and/or place.
- o A specific item of information.
- o All information reported by one or more returnees.
- o Statistical information.

#### b. Data Processing

To achieve these design objectives, the OPERATION HOMECOMING ADP Support System contains procedures for sorting, storing and retrieving data which have been presented to the computer in a suitable form (i.e., reporting formats described in the User Instructions and the outputs of the preprocessors discussed in this documentation). The retrieval techniques, to aid the intelligence analyst in determining identity and status of missing personnel are based on mathematical manipulation using set theory and relations analysis.

#### c. Data Analysis

The data base of the OPERATION HOMECOMING ADP Support System is organized to facilitate data analysis which combines automatic data processing with mathematical and statistical manipulation for the purpose of analysis. It should be noted that data analysis usually involves:

- o Processing records with "missing" data
- o Recoding data

- o Transforming data
- o Sampling, selecting, and weighing data
- o Performing specialized retrievals
- o Producing specialized output reports.

An important factor in the design of the data base was the expectation that the research phase of the OPERATION HOMECOMING project will involve a significant amount of data analysis to include the production of:

- o Descriptive statistics
- o Frequency distributions
- o Cross tabulations
- o Simple correlation analyses
- o Partial correlation analyses
- o Multiple regression analyses.

## SECTION II

### DESCRIPTION OF SYSTEM COMPONENTS AND OPERATIONS

This section describes the system components and the flow of information through the system.

#### 1. (U) SYSTEM FLOW

The basic flow of data in the OPERATION HOMECOMING Automated Data Processing Support System is essentially simple and straightforward. A generalized systems flow diagram is found in Figure 1. Flow diagrams of processors are incorporated into the appendices.

##### a. Input Preparation

Transactions are prepared for entry into the OPERATION HOMECOMING data processing system in two ways:

- o By a data analyst preparing transactions for key punching in accordance with the instructions and formats outlined in the Users Manual which accompanies this documentation; or
- o By a "Preprocessor" subsystem which transforms, reformats, extracts, and when appropriate, translates records from other files and sources (i.e., USAF Next-of-Kin File, DOD Casualty File, DIA PMSEA File, and Phase II reports received via AUTOLINK).

##### b. Updating

File Maintenance is accomplished by 360 FFS logic statements in conjunction with the OPERATION HOMECOMING File Format Table (FFT), 360 FFS Procedures on 360 OS SYS1.PROCLIB, the OPERATION HOMECOMING Library, the OPERATION HOMECOMING File, programs in the 360 OS Library, and the 360 Operating System. Reports are produced on transactions which update the OPERATION HOMECOMING file. Transactions which contain detected errors are listed for action by the file manager.

##### c. Retrieving Data

Retrieval of data from the OPERATION HOMECOMING file is performed by the 360 FFS Retrieval and Sort Processor (RASP) in accordance with a Boolean "IF" statement which is contained on one or more parameter cards. The 360 FFS RASP module also provides for sorting the retrieved data set.

A

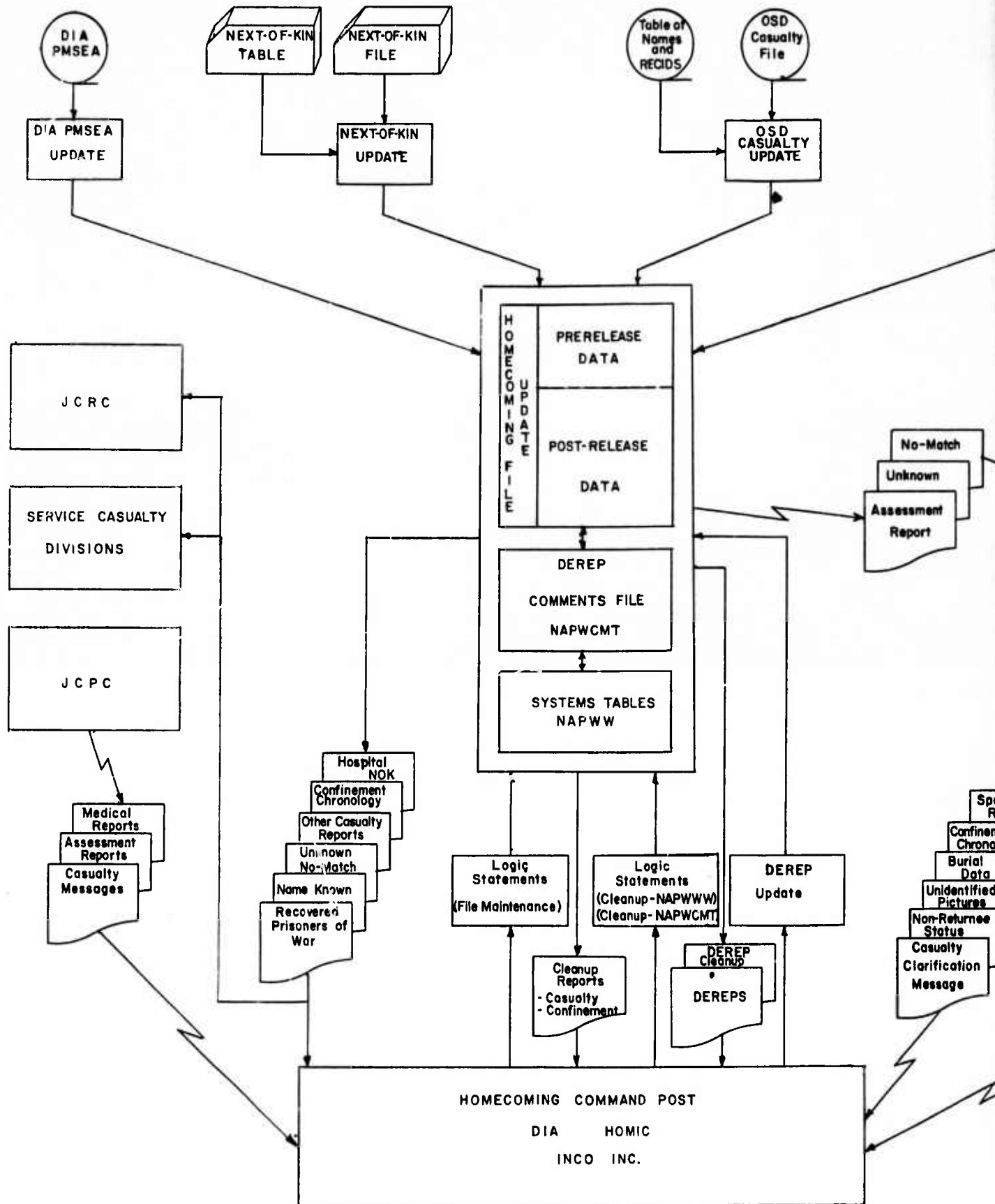


Figure 1 (U) Operation Homecoming General System Flow



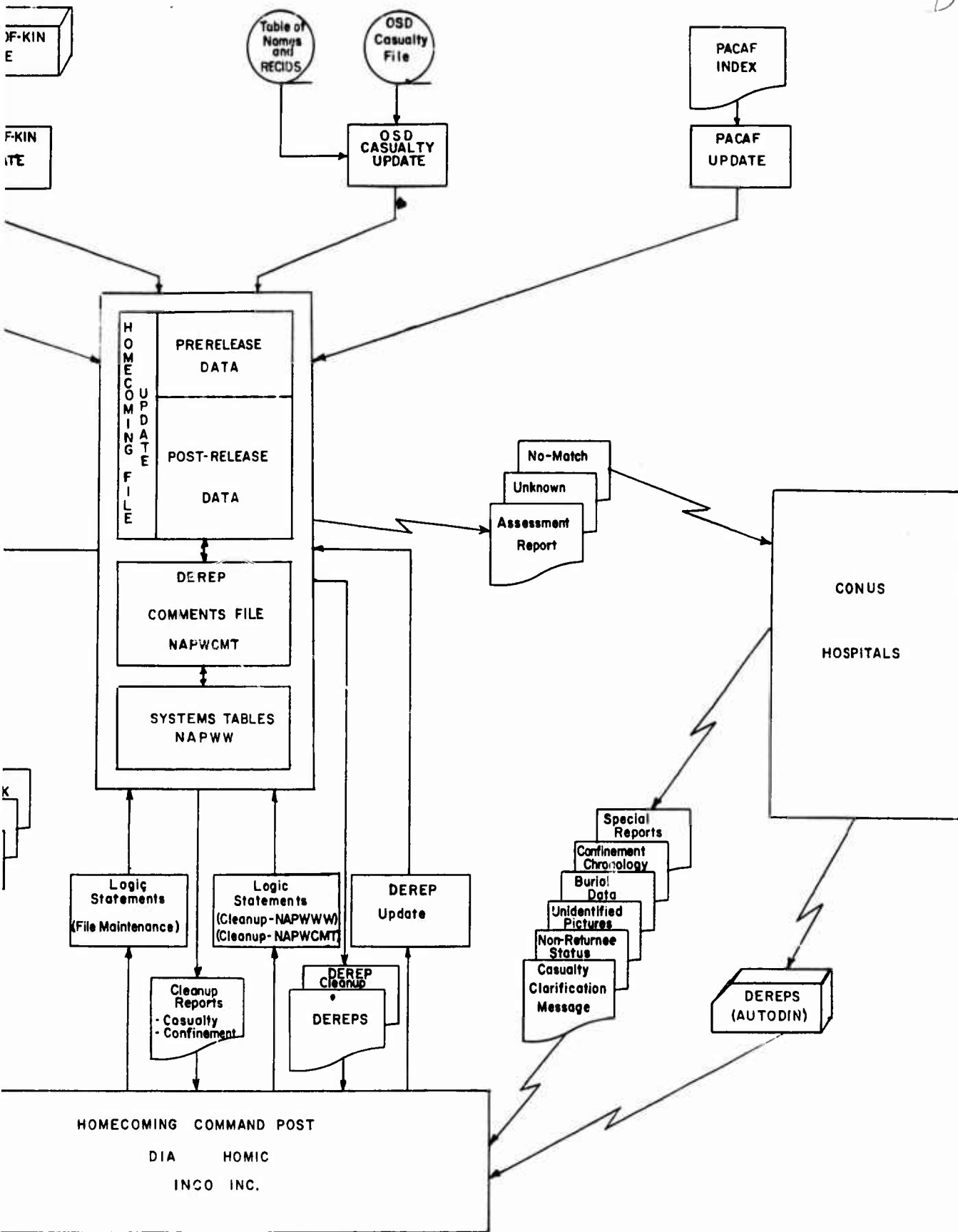


Figure 1 (U) Operation Homecoming General System Flow

d. Information Reports

Output reports are produced from the retrieved data set by the 360 FFS Output (OP) module.

2. (U) OPERATION HOMECOMING ADP SUPPORT SYSTEM COMPONENTS

The system includes the following components.

a. OPERATION HOMECOMING File

The file consists of one record for each PW/MIA/Returnee on the master file (NAPWWW) and one or more records for each returnee on the DEREPA Additional Comments file (NAPWCMT). Both files are on magnetic tape.

b. File Format Table (FFT)

The FFTs, which define the file record organization and content are described in Section III of this documentation. The FFTs are located with the File.

c. File Library

The library, for use with the OPERATION HOMECOMING file, contains the output tables used in connection with the file and is located on a private disk pack.

d. Logic Statements

File maintenance is accomplished with logic statements which are located with the OPERATION HOMECOMING file.

e. Preprocessor Programs

Programs to prepare data for use in updating the OPERATION HOMECOMING File are included in the system. Sections V, VI, VII, and VIII describe the preprocessors.

f. 360 FFS Procedures

The OPERATION HOMECOMING System uses 360 FFS Procedures for file update, report production and related functions. The procedures are located in the 360 OS SYS1.PROCLIB.

3. (U) JCL STATEMENTS

Volume VIII, Job Preparation, of Reference 1, Appendix A, contains detailed guidance for preparation of JCL statements and assembly of run decks for 360 FFS jobs. JCL statements for preprocessor programs are included with the programs.

## SECTION III

### FILE FORMAT TABLE (FFT)

This section discusses file concepts, job control languages for file structuring, and the File Format Table (FFT) for the OPERATION HOMECOMING File.

#### 1. (U) GENERAL FILE CONCEPTS

##### a. Master File Organization (NAPWWW)

The system operates with one master file consisting of one record for each PW/MIA. Each record contains:

- o All pre-release and post-release information pertaining to the individual PW/MIA.
- o Information pertaining to non-returnees and other returnees.

This approach to file organization was selected for several reasons:

- o Suitable for use with 360 FFS which is designed to process records up to 99,000 characters long.
- o Clearly ties source (returnee) to information reported.
- o Simplifies decision on where to put information pertaining to unidentified PW/MIA reported by returnees.

One record is provided for each PW/MIA. The record control field label is "RECID". A record consists of one fixed set of data and 31 periodic sets. Each of the periodic sets may occur one or more times. The names, length and type of fields contained in the record are described in the Master File FFT.

##### b. DEREK Comments File Organization (NAPWCMT)

The system operates with one DEREK comments file, consisting of one or more records for each DEREK submitted by a returnee. Each record contains:

- o All additional comments contained in each DEREK.

This approach to DEREK file organization was selected for two reasons:

- o Compatibility with the master file (NAPWWW) to simplify data retrieval.
- o Provides a file for storage of a large volume of information without overloading the master file.

Each 165 positions of DEREK additional comments are grouped to make up one record. Therefore, it is possible to have many records from each DEREK submitted by a returnee. The record has three control fields labeled: RECID, EGRID, SEQ. These identify the returnee, the DEREK, and the sequence number of the comment line. The names and length of the fields contained in the record are described in the DEREK additional comments file FFT.

2. (U) JCL STATEMENTS

The Job Control Language statements and related procedures necessary for file structuring are contained in Volume VIII, of Reference 1, Appendix A.

3. (U) FILE FORMAT TABLE

The File Format Table (FFT) for the OPERATION HOMECOMING File, containing a list of the fixed fields and periodic fields that make up a data record is provided in Appendix B.

## SECTION IV

### FILE MAINTENANCE (FM)

This section discusses FM procedures and related OPERATION HOMECOMING ADP Support System logic statements.

#### 1. (U) FILE MAINTENANCE PROCEDURES

Detailed procedures for file maintenance are contained in Volume III of Reference 1.

#### 2. (U) JCL STATEMENTS

The Job Control Language statements and related procedures necessary for file maintenance are contained in Volume III of Reference 1, Appendix A. JCL statements necessary for file maintenance are contained in Appendix C.

#### 3. (U) OPERATION HOMECOMING ADP SUPPORT SYSTEM LOGIC STATEMENTS

A separate logic statement is required for each type transaction record that updates the OPERATION HOMECOMING File.

Logic statements for maintenance of the OPERATION HOMECOMING file are listed in Appendix C. They are grouped by type:

- DIA PMSEA transactions
- Next-of-Kin transactions
- OSD Casualty transactions
- PACAF MIA/PW Index Transactions
- Assessment Report transactions
- Phase I Medical transactions
- DOD Casualty transactions
- Message Data transactions
- Non-Returnee Status transactions
- Unidentified Picture transactions
- Phase II Reporting (DEREPS) transactions
- Unaccounted For Crew Members transactions
- Burial Data transactions
- Confinement Chronology transactions

#### 4. (U) MAIN FILE CLEANUP ROUTINES

The following NIPS FM named routines apply to Changes, Deletions, and Indirect updating of the main file (NAPWWW):

<u>REPORT NAME</u>	<u>STATEMENT NAME</u>	<u>FUNCTION</u>
DELETE	DEL	Deletes records
DEL9	D09	Deletes Periodic Set 9 subsets
DEL9	D11	Deletes Periodic Set 11 subsets
DEL9	D13	Deletes Periodic Set 13 subsets
CRCMTS	D26	Deletes Periodic Set 26 subsets
CRCMTS	D27	Deletes Periodic Set 27 subsets
CRCMTS	D29	Deletes Periodic Set 29 subsets
UPDAT	T02	Changes/Deletes Fixed Set alphabetic data fields
UPDAT	T03	Changes/Deletes Fixed Set numeric data fields

## SECTION V

### DIA PMSEA PREPROCESSOR

This section describes the functioning of the preprocessor subsystem for translating and reformatting a DIA provided file of data pertaining to prisoners and missing personnel in Southeast Asia (PMSEA).

#### 1. (U) INPUT

Input to the DIA PMSEA Preprocessor is a file of approximately 1800 records received monthly from DIA. The file is on tape, density 800 BPI, 7 track, written in Octal character code by a GE 635 computer, block length of 1920 characters (one 6-character Block Control Word, Six 312-character data records, Six 6-character Record Control Words (one preceding each record), and one 6-character padding). See the PMSEA input record description in Appendix D.

#### 2. (U) PROCESSING

The 1920-character block is processed in 120 panels, each consisting of 96 bits (16 characters). Each panel is read into three contiguous registers for a Shift Right Single/Shift Right Double operation in aligning the 6-bit characters into 8-bit characters. The characters are then masked with a Hex '3F' using the AND operator so that the first 2 bits of each character contains zeros, and stored in a work area for translation to IBM 360 bit configuration. The first and middle names of the person's name are separated and appended at the end of the record. The literal 'AAA' is also included in the record to identify the NIPS FM Logical Statement Name that will be used in the updating of this record into the OPERATION HOMECOMING File.

#### 3. (U) OUTPUT

The output file is on tape, density 800 BPI, 9 tracks, written in IBM 360 bit configuration, record length is 335, and block size is 3350. See Appendix D for PMSEA output transaction record description.

#### 4. (U) JCL AND PROGRAM STATEMENTS

The Job Control Language statements necessary for accomplishing the functions of the DIA PMSEA Preprocessor are listed in Appendix D.

#### 5. (U) FLOW CHARTS

System/Logic/Detail flow charts for the DIA PMSEA Preprocessor are included in Appendix D.

## SECTION VI

### NEXT-OF-KIN PREPROCESSOR

This section describes the functioning of the preprocessor subsystem for reformatting and adding control fields to a Next-of-Kin data file.

#### 1. (U) INPUT

Inputs to the USAF Next-of-Kin Preprocessor are:

- o Approximately 1800 records containing next-of-kin data. The records are on punched cards. These cards were supplied by the USAF Casualty Division, Randolph AFB, Texas. The format of the cards follows:

<u>Columns</u>	<u>Data</u>
1	Next-of-Kin Relationship Code
3-21	Name of PW/MIA
22-23	Rank
24	Status
25	Country of Loss
26	Relationship Code
28-39	Name of Relative
40	Number of Children - Primary Next-of-Kin
42-57	City Location of Relative
58-59	State
61-65	Zip Code
67-77	CAS Assistance Base for Relative
78	Hospital Assignment
80	Number of Sets of Relatives

- o Approximately 800 "Table" records containing the name and file record identification code (RECID) for each USAF PW/MIA. The records are on punched cards. These cards were prepared by INCO, INC. personnel and contained the RECID of the PW/MIA in columns 9-12 and the name of the PW/MIA in columns 24-38.

#### 2. (U) PROCESSING

The first step in processing is to sort the two input files in alphabetical name sequence.

Second, the Next-of-Kin records are processed by reformatting the record and adding the RECID code from the name file.

Non-matching Next-of-Kin records and Table records are listed for analysis and corrective action.



3. (U) OUTPUT

The output file contains approximately 1800 reformatted transaction records for updating the OPERATION HOMECOMING File. The file is on tape, density 800 BPI, 9 track, written in IBM 360 character code, record length 120, with 29 records per record block.

4. (U) NAVY AND MARINE CORPS NEXT-OF-KIN DATA

The Navy and Marine Corps Next-of-Kin/Hospital Assignment data, not as comprehensive as the Air Force data, was handled in a different manner. From punched cards supplied by the Navy and the Marine Corps, the RECID for the PW/MIA was entered manually on each of his cards and inserted into the OPERATION HOMECOMING File through NIPS FM Logic Statements.

5. (U) JCL AND PROGRAM STATEMENTS

The Job Control Language statements and Sort/Merge and other utility program statements necessary for accomplishing the functions of the USAF Next-of-Kin Preprocessor are listed in Appendix E.

6. (U) FLOW CHARTS

The flow charts for the Next-of-Kin preprocessor are included in Appendix E.

## SECTION VII

### OSD CASUALTY FILE PREPROCESSOR

This section describes the functioning of the preprocessor subsystem for translating, reformatting, and adding control fields to an OSD Casualty file.

#### 1. (U) PURPOSE

An OSD Casualty File Preprocessor has been programmed to prepare the DOD Casualty File, on a monthly basis, as input to the OPERATION HOMECOMING ADP Support System File. A GE635 file, in ASCII code, the OSD Casualty File must be converted to an IBM 360 file, in EBCDIC code. Also, record identification codes (RECIDS) must be entered on each record matching the individual's name.

#### 2. (U) INPUT

The input to the OSD Casualty File Preprocessor occurs in two stages: The OSD Casualty Translator which inputs 1920-character blocks (one 6-character Block Control Word, fifteen 120-character records, fifteen 6-character Record Control Words (one preceding each record), and one 24-character padding). See OSD Casualty File input record description in Appendix F.

The OSD Casualty Reformat which inputs the translated/converted data generated by the OSD Casualty Translator, record length of 145 characters, blocksize of 1450 characters, on 9 track mag tape. Also, a taped dataset (TABLE) extracted from the OPERATION HOMECOMING File containing each individual's name with his appropriate record identification code (RECID), date of birth, and date of incident, record length is 42 characters on 9 track mag tape. See OSD Casualty Translated record description and the Name/RECID Table record description in Appendix F.

#### 3. (U) PROCESSING

The DOD Casualty Translator program converts the input OSD Casualty File (6-Bit ASCII coded character, GE635 generated) to IBM 360 8-bit character configuration. The input data block is processed in 120 panels...each panel consisting of 96 bits (16 characters). Each panel is processed by reading one word (32-bits) at one time into three contiguous registers at which time a Shift Right Single/Shift Right Double operation aligns the 6-bit characters into 8-bit characters. These characters are masked by ANDing with Hex '3F', thus zeroing the first two bits (high order) of each character and are stored in a work area for translation to IBM 360 coding. Once a block has been processed it is stripped off of its Block/Record Control Words. Records are selected for appropriate Casualty Group coding (see Appendix E for Casualty Group Codes). The selected 120-character records are then moved to a hold area. At this time the name field (positions 12-36) of each record is copied

and appended to the end of the record (positions 121-145). Positions 12-36 (original name field) are packed left justified so as to eliminate special characters (i.e., blanks, dashes, periods, commas). This process (packing) is necessary so that a thorough comparison be made against the individual's name extracted from the Master File (NAPWWW) in the next operation OSD Casualty Reformat. NOTE: The names of the individuals originate from two different sources (DIA and OSD) and may differ in format (i.e., DOE, JOHN E. as opposed to DOE JOHN E). The processed record (145 characters) is written onto tape for OSD Casualty Reformat Processing.

The OSD Casualty Reformat program compares the name field (positions 12-36) of the OSD Casualty records generated by the previous operation against a 'Name Table' dataset extracted from the Master File (NAPWWW). The 'table' contains all the individual names with their appropriate Record Identification (RECID), Date of Birth, and Date of Incident. The 'table' records are in sequence by name (positions 5-30), also having been packed left justified. A comparison is made between the two files on the 'packed' names. If the record matches, the 'unpacked' name field (positions 121-145) of the OSD Casualty record replaces the packed name in position 12-36. The first 5 characters of the name are moved into positions -5 thru -1 of the OSD Casualty record, the Record Identification (RECID) from the 'table' record is moved into position -9 thru -6 of the OSD Casualty record, and the literal 'OSD' is also included at positions 130-132 to identify the NIPS FM Logical Statement that will be used to update this record to the Master File (NAPWWW). If the record does not match, it is dumped onto a scratch tape.

#### 4. (U) OUTPUT

The OSD Casualty File Preprocessor produces, based on two different operations: a converted/translated output, a reformatted output (with appropriate RECIDS included) for those records that matched the names from the master file, and a separate output in its original input format for those records that did not match.

#### 5. (U) JCL AND PROGRAM STATEMENTS

The Job Control Language statements necessary for accomplishing the functions of the OSD Casualty File Preprocessor are listed in Appendix F.

#### 6. (U) FLOW CHARTS

Systems/Logic/Detail flow charts for the OSD Casualty File preprocessing are included in Appendix F.

## SECTION VIII

### (DEREPS) DEBRIEFING REPORTING PREPROCESSOR

This section describes the functioning of the DEREPS Preprocessor.

#### 1. (U) PURPOSE

The Debriefing Report Preprocessor extracts data from the card format DEREPS messages received through AUTODIN and constructs tape transaction records for subsequent updating of the master file (NAPWWW) and the additional comments file (NAPWCMT) by NIPS File Maintenance routines.

#### 2. (U) INPUT

Input to the Debriefing Report Preprocessor consists of card format AUTODIN messages which are broken down into six categories:

- o Shutdown/Capture Summary
- o Enemy Intelligence Activity
- o Identification of Enemy Personnel
- o Mistreatment
- o Validity of Propaganda
- o Captivity Medical Treatment

Each DEREPS category is a batched AUTODIN message normally imbedded within AUTODIN header, date, time group, BT's, and trailer cards. An EGRESS RECAP/Air Force message-...card precedes the text (body) of the message to identify the appropriate category. (See Users Manual for the DEREPS input formats by category).

#### 3. (U) PROCESSING

The Preprocessor initially attempts to locate an AUTODIN date time group or EGRESS RECAP/Air Force Message card which categorically triggers the beginning of a DEREPS message. When this detection occurs, the 925-character generated transaction is written onto magnetic tape.

Each DEREPS category generates a specifically different transaction record based on its identity and is further identified with a literal value (logical statement name that identifies that routine for NIPS File Maintenance updating). (See Appendix G for output transaction formats.)

After a legitimate transaction is established, cards are read and data is extracted and added to the transaction record based on recognition and sequence within the particular Debriefing Report.

The input cards are printed, along with error indicators (flags) that denote those cards that failed in proper recognition and sequence; in addition, all subsequent input cards (following an error indication), within the message, are also indicated as errors; the established transaction record is also flagged whenever an error has been detected. Subsequently, the transaction record, errorless, is written onto magnetic tape.

The input source (cards) is written onto a magnetic tape for back-up purposes, regardless of its validity.

#### 4. (U) OUTPUT

The DEREPS Preprocessor generates a printed listing of the source input. The proper transaction (categorically identified) record is written onto magnetic tape, 9-track, record length is 925 characters, blocksize is 9250 characters, density is 800 BPI, standard label, dataset name 'NAPWDEB'. The input source is also written onto magnetic tape, for backup purposes, 9-track, record length is 80 characters, blocksize is 8000 characters, density is 800 BPI, non-labeled, identified as 'NAPWSEQ'.

#### 5. (U) JCL AND PROGRAM STATEMENTS

The Job Control Language statements necessary for accomplishing the functions of the DEREPS Preprocessor are listed in Appendix G.

#### 6. (U) FLOW CHARTS

Systems/Logical/Detailed flow charts for the DEREPS Preprocessor are available in Appendix G.

#### 7. (U) DEREPS TRANSACTION UPDATING

The DEREPS transactions are properly identified as to the routines (Logical Statements) required for the updating of the Master File (NAPWWW), and the Additional Comments File (NAPWCMT).

NAPWWW update...transactions are in RECID control sequence. A comparison is made against RECID's, name of the returnee, and prior existence of the same data within the file. If this occurs, an audit message is printed out as towards the questionable validity; else, the appropriate Periodic Subsets are built to accommodate the newly introduced data.

The file is categorically updated as per its functional NIPS File Maintenance routines (Logical Statements):

- o 'B12'...this statement updates the Mistreatment Category. The main data of the transaction builds a Periodic Set 15 subset. The data pertaining to the Audio Tape builds a Periodic Set 22 subset.
- o 'B13'...this statement updates the Validity of Propaganda Category. The main data builds a Periodic Set 16 subset. The Audio Tape data builds a Periodic Set 22 subset. The Results of Participation (falls under the title of general comments) builds a Periodic Set 28 subset.
- o 'B14'...this statement updates the Identity of Enemy Personnel category. The main data builds a Periodic Set 17 subset. The Audio Tape data builds a Periodic Set 22 subset.
- o 'B15'...this statement updates the Enemy Intelligence category. The main body builds a Periodic Set 18 subset. The Audio Tape data builds a Periodic Set 22 subset. The Details of Event (general comments) builds a Periodic Set 28 subset.
- o 'B16'...this statement updates the Shootdown/Capture Summary category. The main data builds a Periodic Set 19 subset. The Audio Tape data builds a Periodic Set 22 subset. The Reasons for SAR failure (general comments) builds a Periodic Set 28 subset.
- o 'B17'...this statement updates the Captivity Medical Treatment category. The main body of the transaction record builds a Periodic Set 20 subset. The Audio Tape data builds a Periodic Set 22 subset. The Other Treatments and Results portions of the transaction record also defined as general comments builds a Periodic Set 28 subset.

NAPWCMT update...transactions are in RECID, Message Identity, and by sequence of the Additional Comments control sequence. The same DEREPS transactions are used in the updating of this file (NAPWCMT). 'Blx' (positions 1-3 of the transaction record) identifies the routine (Logical Statement) used in the updating.

The data extracted from the transaction records, generates a new record in the file, providing that the information is not already in the file; else, it will be rejected and/or printed out along with reasons for not updating. The transaction record is examined for an Additional Comments (positions 712-876) entry, and if it finds such indication, it extracts this 165-character element along with the other relative data and builds the record within the file; otherwise, the transaction record is ignored.

8. (U) DEREPCLEANUP ROUTINES

The following NIPS FM named routines apply to Changes, Additions, Deletions, and Indirect updating of the DEREPS data on both the main file (NAPWWW) and the additional comments file (NAPWCMT):

<u>FILE</u>	<u>REPORT NAME</u>	<u>STATEMENT NAME</u>	<u>FUNCTION</u>
NAPWWW	DEREP	IND	Indirect updating of subsets
NAPWWW	DEREP	DEB	Deletes subsets
NAPWWW	DEREP	P28	Changes/Deletes Periodic 28 subset
NAPWWW	DEREP	WALT	Changes RECID control
NAPWCMT	DELE	PTN	Changes or Adds new records
NAPWCMT	DELE	DDL	Deletes Records
NAPWCMT	CNTL	CALT	Changes RECID control

The transaction formats are listed in Appendix G.

## SECTION IX

### PACAF MIA/PW INDEX

Personnel information, such as organization assigned, personal authenticator number, type of aircraft, etc., contained in the PACAF Intelligence Index of USAF Personnel MIA/PW Southeast Asia was coded and keypunched by INCO personnel and entered into the main file through the PACAF logic statements.

#### INPUT CARD FORMATS

##### PACAF A logic statement

<u>COLUMNS</u>	<u>DATA DESCRIPTION</u>
1- 4	RECID
5- 9	PW/MIA Short Name
15-25	Organization Assigned
28-29	Crew Position
32-35	Personal Authenticator Number
38-47	Aircraft Tail Number
50-51	Type of Mission
54-56	Type of Target
59-63	PACAF Index File Page Number
66-71	Survival Training Course Number
74-75	Year Training Held
76-77	Month Training Held

##### PACAF B logic statement

<u>COLUMNS</u>	<u>DATA DESCRIPTION</u>
1- 4	RECID
5- 9	PW/MIA Short Name
11-25	Survival Training Course Location
27-29	SAR Attempted (Yes, No)
36	Survival Evidence (PACAF)
39-40	Captivity Evidence
46-51	Type of Aircraft
56-70	Last Duty Station

The Job Control Language statements necessary for accomplishing the functions of the PACAF update are listed in Appendix C.



## SECTION X

### SYSTEM TABLES

This section presents information on conversion tables used to convert OPERATION HOMECOMING File data from an internal format to an external format.

#### 1. (U) TABLE CONCEPTS

Conversion tables consist of argument/function pairs. The argument is called the search value as is the data to be converted. The function is the corresponding converted value. Argument and functions may be fixed length or variable length.

Data values can be stored in the file in the form of codes and, by use of tables during the output report production phase, printer literal meanings of the code can be produced.

#### 2. (U) JCL AND PARAMETER STATEMENTS

Instructions for preparation of Job Control Language and parameter statements for creating conversion tables are contained in Volume VII of Reference 1, Appendix A.

#### 3. (U) TABLE LISTINGS

Tables used with the OPERATION HOMECOMING data processing system are listed in Appendix H.

## SECTION XI

### OUTPUTS

#### 1. (U) GENERAL

This section discusses procedures for retrieving and sorting data and producing output listings, card data sets, and tape data sets.

#### 2. (U) RETRIEVAL AND SORT PROCESSOR (RASP)

RASP retrieves data from files based on English-like retrieval statements. Retrievals can be batched, and data records or periodic sets within data records can be retrieved on information in the fixed and/or periodic fields.

Volume IV of Reference 1, Appendix A, contains the RASP rules and a discussion of each statement permitted under RASP.

Cataloged Retrieval and Sort Processor (RASP) Statements used in the OPERATION HOMECOMING System are contained in Appendix I of this document.

JCL Statements for the RASP components are contained in Volume III of Reference 1, Appendix A. A detailed discussion of the JCL Statements and job deck required to produce the various outputs of the OPERATION HOMECOMING System is contained in Section V.3 of the Users Manual.

#### 3. (U) OUTPUT PROCESSOR (OP)

The Output Processor is designed to provide the user with hard copy reports, printed listings, punched cards, or magnetic tape of the data file or retrieval answer files. The system enables the user to see the information stored and to use the various report structuring options to control the output format and alter the data content by editing, subroutine conversion, or arithmetic operations.

Volume V of Reference 1, Appendix A, contains detailed instructions for preparation of parameter statements to specify outputs to be produced by the OP component. The Cataloged Report Instruction Tables (RIT) used in conjunction with the Cataloged RASP Statements by the OP are contained in Appendix J of this document.

Volume VIII of Reference 1, Appendix A, contains the JCL Statements for the OP component. A detailed discussion of the JCL Statements and the job deck required to produce the various outputs of the OPERATION HOMECOMING System is found in Section V.3 of the Users Manual.

4. (U) FEEDBACK REPORTS

a. Assessment Report

The retrieval parameters for the Assessment Report is based on date of release. The Assessment Report is designed to be produced and transmitted to the CONUS hospital site of the respective returnee, prior to the returnee's arrival at his hospital assignment.

The cards produced by RASP RW082 and RIT OW038 must be manually separated by hospital ( the hospital code is in columns 79-80 of the first card for each returnee). A message, then, is comprised of all cards relating to returnees assigned to one particular hospital.

A DD Form 1392 must be filled out for each AUTODIN message to be transmitted. A sample of DD Form 1392 is found in Figure 2.

The card decks and appropriate DD Form 1392 are forwarded to the operators at the Air Force Operations Center at the Pentagon for transmittal via AUTODIN, card to tape, to the appropriate CONUS hospitals.

b. Non-Returnee Report (Unknown or No Match)

The retrieval parameters of these two reports are based on date of release. These reports are designed to be produced and transmitted to the CONUS hospital site of the respective returnee.

NOTE: All Non-Returnee Reports (Unknown or No Match) pertaining to U. S. Army returnees were transmitted to Ft. Holabird, Maryland.

In order to produce either of these reports, two separate computer runs are necessary. The first run will produce a report listing and a temporary tape data set (magnetic tape). The tape records are images of the lines on the report listing. This tape will be labeled either NAPWUNK or NAPWNOM depending on which report is to be run; Non-Returnee Report (Unknown) or Non-Returnee Report (No Match) respectively.

The tape produced (either NAPWUNK or NAPWNOM) is then input to the AUTODIN Feedback COBOL Program (NAPWAUTD). This program groups the records on the input tape into appropriate AUTODIN format, inserts required AUTODIN header and trailer records, and outputs an AUTODIN tape (COM-OUT) and a message log. The message log displays the message number and number of lines in the message and the AUTODIN header and trailer record.

The output tape (COM-OUT) of program NAPWAUTD is submitted to the communication section of the Air Force Data Services Center, Pentagon, along with AFHQ Form 60, AFACS AUTODIN TRANSMISSION REQUEST, see Figure 2, 3.

<b>DATA MESSAGE FORM</b>		PRECEDENCE		CLASSIFICATION	
ADDRESSEE (Clear Text)		L11F		CARD COUNT (Detail cards)	
ORIGINATOR'S IDENTIFICATION/RCS (Name - up, status, etc.)		CONTENT IND	RELEASING OFFICER'S SIGNATURE		
REMARKS		OFFICE SYMBOL & EXT.			
FOR COMMUNICATIONS CENTER USE ONLY					
ORIGINATOR'S ROUTING INDICATOR	STATION SERIAL NUMBER		DATE-TIME (Time filed)		
TOTAL CARD COUNT	ADDRESSEE ROUTING INDICATOR		SUPERVISOR'S SIGNATURE		
OPERATOR'S SIGNATURE	TIME TRANSMITTED		CLASSIFICATION		

Figure 2. DD Form 1392

AFACS AUTODIN TRANSMISSION REQUEST			
REF. NUMBER	730406	SECRET	6 APR 73
X		If YES, completed Figures 4.1 and 4.2 Vol V HQT 171-1 must accompany this request	
INFPB		77652	513
INSTRUCTIONS - List below each command being transmitted to the destination of that command's data, and the record count for that command's transmission.			
M	DESTINATION (COLUMN 1-20)	...	...
A	...	...	...
AAC	...	...	...
ACC	Autodin formatted message tape		
ADD	with headers and trailers See		
ADD	attached message log and tape		
ADD	listing.		
ADD	Return message log and		
ADD	tape listing to Brian Forges, ext 77652		
AU	Please call when transmission complete.		
CSO			
CS			
DSC			
HAF			
HAO			
HOC			
HOO			
LOG			
LDD			

NOTE: All routings will be to the Command Data Automation, or Data Processing Center. If none listed, transmit to Base Communications.

AFHQ FORM 60

Figure 3. AFHQ Form 60, AFACS AUTODIN Transmission Request

Figure 4 illustrates the flow of the procedures outlined above.

The JCL Statements necessary to produce the Non-Returnee Report (Unknown/No Match), listings and magnetic tapes (NAPWUNK, NAPWNOM), are found in Appendix K.

The header card, hospital table cards, and JCL necessary to run NAPWAUTD are contained in Appendix K.

A detailed flow diagram of program NAPWAUTD is in Appendix K.

5. (U) OTHER OUTPUTS

Pursuant to our task of supplying data for official use on request, Lt. Col. Hancey, of the U. S. Air Force School of Aerospace Medicine (AFSC), Brooks AFB, Texas, requested on a one-time basis the Captivity Medical Treatment, Shootdown/Capture, and Mistreatment information from the file. A separate request involving Confinement Chronology material was also received.

Programs to extract the information were written. A seven-channel magnetic tape at 556 BPI density was produced and forwarded to AFSC.

Format of Captivity Medical Treatment, Shootdown/Capture, and Mistreatment information taken from NAPWCMT file:

<u>Columns</u>	<u>Field Names</u>
1	Comment Type 1 - Shootdown/Capture 2 - Mistreatment 3 - Medical Treatment
2- 5	DIA ID
6- 9	Event Number
10- 12	Sequence Number
13-177	Comments

Format of Captivity Medical Treatment, Shootdown/Capture, and Mistreatment information taken from NAPWWW file:

<u>Columns</u>	<u>Field Names</u>
1	Type of Information 1 - Shootdown/Capture 2 - Mistreatment 3 - Medical Treatment
2- 5	DIA ID
6- 9	Event Number
10- 12	Sequence Number; always zero
13- 38	Name of Returnee

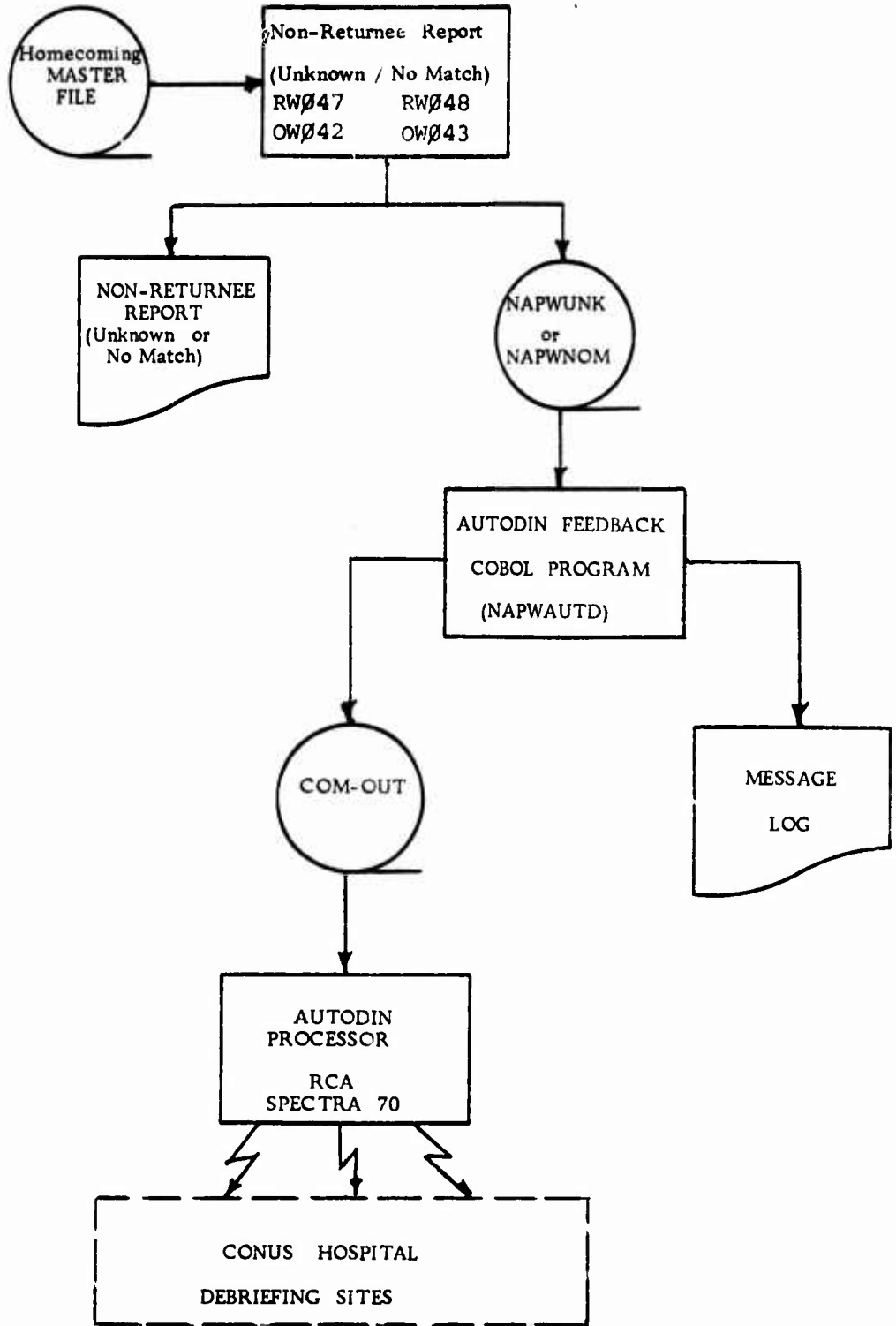


Figure 4. Non-Returnee Report (Unknown/No Match) Flow

<u>Columns</u>	<u>Field Names</u>
39- 40	Rank
41- 55	Service Number
56- 70	Service

If Column 1 is '1'

71- 76 Date of Mission  
77- 80 Date of Loss  
81- 98 Type of Mission  
99-117 Type of Target  
118-123 Type of Aircraft  
124-137 Crew Position  
138-152 Reason for Aircraft Loss 1  
153-167 Reason for Aircraft Loss 2  
168-182 Reason for Aircraft Loss 3  
183-200 Place of Loss  
201-202 Country of Loss  
203-209 Latitude of Loss  
210-217 Longitude of Loss  
218-222 Distance from Place of Loss  
223-225 Direction from Place of  
Loss  
226-240 Shootdown Injury 1  
241-255 Shootdown Injury 2  
256-270 Shootdown Injury 3  
271-285 Shootdown Injury 4  
286-300 Shootdown Injury 5  
301-311 Egress Aircraft  
312-324 Radio Contact  
325-336 SAR Attempt  
337-426 Reasons for SAR Failure  
427-432 Evasion  
433-492 Reasons for Evasion  
Failure  
493-498 Date of Capture  
499-516 Place of Capture  
517-518 Country of Capture  
519-523 Distance from Place of  
Capture  
524-526 Direction from Place of  
Capture  
527-533 Latitude of Capture  
534-541 Longitude of Capture  
542-553 Captor Affiliation  
554-603 Debriefers Name and Rank

If Column 1 is '2'

71- 80 Type of Mistreatment 1  
81- 90 Type of Mistreatment 2  
91-100 Type of Mistreatment 3  
101-118 Mistreated Person  
119-120 Mistreated Person's Rank  
121-135 Mistreated Person's Service  
136-139 Mistreated Person's DIA ID  
140-169 Source of Information  
170-175 Begin Date  
176-181 End Date  
182 Date Qualifier  
183-197 Phase of Captivity  
198-215 Place  
216-217 Country  
218-232 Camp Name  
233-247 Camp Nickname 1  
248-262 Camp Nickname 2  
263-277 Camp Nickname 3  
278-288 Frequency  
289-294 Duration  
295-354 Reasons for Mistreatment  
355-414 Results  
415-474 Inflicted By  
475-524 Debriefers Name and Rank



If Column 1 is a '3'

71- 85	Illness/Injury
86- 96	Frequency
97-102	Duration
103-108	Date of Illness/Injury
109	Date Qualifier
110-115	Treatment Provided By
116-130	Phase of Captivity
131-148	Place
149-150	Country
151-165	Camp Name
166-180	Camp Nickname 1
181-195	Camp Nickname 2
196-210	Camp Nickname 3
211-225	Hospital
226-231	Duration
232-235	Quality of Treatment
236-319	Procedures-Tests
320-419	Symptoms/Causes
420-444	Medication 1
445-469	Medication 2
470-414	Medication 3
495-519	Medication 4
520-744	Comments on Medical Treatment
745-794	Debriefers Name and Rank

After the material was extracted from both files, it was merged onto one magnetic tape.

The Confinement Chronology information was extracted from NAPWW file onto a magnetic tape and its format is as follows:

<u>Columns</u>	<u>Field Names</u>
1	Flag '4' Indicating Confinement Chronology Material
2- 5	DIA ID

If Capture Information

6- 11	Date of Capture
12- 13	Blank
14- 15	Flag, 'AA'
16- 41	Returnee's Name
42- 43	Returnee's Rank
44- 58	Returnee's Service Number
59- 73	Returnee's Service
74	Date of Capture Qualifier
75- 94	Captor Affiliation

If Confinement Information

6- 11	Beginning Date of Confinement
12- 13	Blank
14- 15	Flag, always zero
16- 41	Returnee's Name
42- 43	Returnee's Rank
44- 58	Returnee's Service Number
59- 73	Returnee's Service
74- 79	Ending Date of Confinement
80	Confinement Date Qualifier

95-107 Country of Capture  
108-114 Latitude of Capture  
115-122 Longitude of Capture  
123-130 UTM of Capture

81-100 Camp Name  
101-114 Camp Nickname 1  
115-128 Camp Nickname 2  
129-142 Location Within Camp  
143-162 Place  
163-175 Country  
176-182 Latitude of Camp  
183-190 Longitude of Camp  
191-198 UTM of Camp  
199 Type of Camp  
200-219 Camp Controlled By  
220-223 Camp Capacity  
224 Camp Capacity Qualifier  
225-227 Number of U. S. Prisoners  
Held  
228 Number of U. S. Prisoners  
Held Qualifier  
229-235 Camp Area  
236-237 Number of Buildings  
238-243 Date Camp First Used  
244-249 Date Camp Last Used

#### Confinement Comments

6- 11 Date of Set Comment References  
Either Capture Date of Beginning Date  
of Confinement  
12- 13 Comment Type  
'IL' - Identification/Location Remarks  
'GC' - General Comments  
14- 15 Sequence Number  
16- 41 Returnee's Name  
42- 43 Returnee's Rank  
44- 58 Returnee's Service Number  
59- 73 Returnee's Service  
74-128 Comment/Remark

**APPENDIX A**

**REFERENCES**

## APPENDIX A

### REFERENCES

1. National Military Command System Support Center Computer Systems Manual  
CSM UM 15B-68, 1 July 1971, NMCS Information Processing System 360  
Formatted File System NIPS 360 FFS, consisting of nine volumes:
  - Vol I - Introduction to File Concepts
  - Vol II - File Structuring (FS)
  - Vol III - File Maintenance (FM)
  - Vol IV - Retrieval and Sort Processor (RASP)
  - Vol V - Output Processor (OP)
  - Vol VI - Terminal Processing (TP)
  - Vol VII - Utility Support (US)
  - Vol VIII - Job Preparation Manual
  - Vol IX - Error Codes
2. IBM Systems Reference Library, OS Job Control Language References,  
No. GC28-6704.
3. IBM Systems Reference Library, IBM System/360 Principles of Operation,  
No. GA22-6B21.
4. IBM Systems Reference Library, OS Utilities, No. GC28-6586.
5. IBM Systems Reference Library, Sort/Merge Utility, No. GC28-6543.

APPENDIX B

FILE FORMAT TABLES (FFTs)

Reproduced from  
best available copy. 

\*\*\*\*\* NIPS 360 PFS FILE STRUCTURE JOB \*\*\*\*\*

FILE NAME - NAPWCHT DATE - 73066

\*\* SOURCE STATEMENT LIST \*\*

FLD/GRP NAME	STATEMENT OPERATOR	FIELD SIZE	SPEC USE	SET NO.	RET. LOGIC	MODE	INPUT SUBRT	OUTPUT SUBRT	EDIT NAME	FIELD/GRP/VAR.SET LABEL (CHARS 1-60)	THE FLAG ** MARKS NOTE STATEMENTS
RECID	FIELD	004	CTL	000	--	ALPHA	---	---	---	'RECORD IDENT'	
DGRID	FIELD	004	CTL	000	--	ALPHA	---	---	---	'EGRESS MSG ID'	
SEQ	FIELD	003	CTL	000	--	ALPHA	---	---	---	'COMMENTS SEQ NR'	
SDT	FIELD	009	---	000	--	ALPHA	---	---	---	'SYSTEMS DTG'	
NAME	FIELD	026	---	000	--	ALPHA	---	---	---	'RETURNEES NAME'	
RANK	FIELD	002	---	000	--	ALPHA	---	---	---	'RETURNEES RANK'	
SERV	FIELD	002	---	000	--	ALPHA	---	---	---	'SERVICE CODE'	
TAPE1	FIELD	002	---	000	--	ALPHA	---	---	---	'IDENT OF TAPE'	
TAPEB	FIELD	004	---	000	--	ALPHA	---	---	---	'BEGIN OF TAPE'	
TAPEE	FIELD	004	---	000	--	ALPHA	---	---	---	'END OF TAPE'	
CMTS	FIELD	165	---	000	--	ALPHA	---	---	---	'COMMENTS'	
PRIV1	FIELD	010	---	000	--	ALPHA	---	---	---	'RESERVED AREA 1'	
PRIV2	FIELD	010	---	000	--	ALPHA	---	---	---	'RESERVED AREA 2'	
PRIV3	FIELD	010	---	000	--	ALPHA	---	---	---	'RESERVED AREA 3'	
PRIV4	FIELD	010	---	000	--	ALPHA	---	---	---	'RESERVED AREA 4'	
PRIV5	FIELD	010	---	000	--	ALPHA	---	---	---	'RESERVED AREA 5'	
PRIV6	FIELD	010	---	000	--	ALPHA	---	---	---	'RESERVED AREA 6'	
PRIV7	FIELD	010	---	000	--	ALPHA	---	---	---	'RESERVED AREA 7'	
PRIV8	FIELD	010	---	000	--	ALPHA	---	---	---	'RESERVED AREA 8'	
PRIV9	FIELD	010	---	000	--	ALPHA	---	---	---	'RESERVED AREA 9'	
PRIV10	FIELD	010	---	000	--	ALPHA	---	---	---	'RESERVED AREA 10'	
											ENDFS

\*\*\*\*\* NIPS 3A0 FFS FILE SUPPORTING JUH \*\*\*\*\*

FILE NAME= NAPAKW DATE= 73242

\*\* SOURCE STATEMENT LIST \*\*

THE FLAG \*\* MARKS  
NOTE STATEMENTS

SUB/EDIT NAME	STATEMENT OF FACTOR	INPUT TYPE	INPUT SIZE	OUTPUT TYPE	OUTPUT SIZE	USE	EDIT MASK
TCDDDC	SUB/TAB	A	001	A	004	OUTPUT	
TCENRY	SUB/TAB	A	002	A	013	OUTPUT	
TCGASG	SUB/TAB	A	002	A	038	OUTPUT	
TCORACE	SUB/TAB	A	001	A	023	OUTPUT	
TCGASC	SUB/TAB	A	001	A	032	OUTPUT	
TCRFL	SUB/TAB	A	002	A	031	OUTPUT	
TCUSTATE	SUB/TAB	A	002	A	014	OUTPUT	
TCRCODE	SUB/TAB	A	001	A	014	OUTPUT	
TCSTATE	SUB/TAB	A	002	A	020	OUTPUT	
TCRKFSL	SUB/TAB	A	001	A	009	OUTPUT	
TCRTPYL	SUB/TAB	A	001	A	014	OUTPUT	
TCRSP2	SUB/TAB	A	002	A	032	OUTPUT	
TCRDFC	SUB/TAB	A	002	A	032	OUTPUT	
TCRHFIC	SUB/TAB	A	002	A	032	OUTPUT	
TCREYC	SUB/TAB	A	002	A	037	OUTPUT	
TCRACE	SUB/TAB	A	002	A	009	OUTPUT	
TCRPPYCI	SUB/TAB	A	001	A	004	OUTPUT	
TCRSTATUS	SUB/TAB	A	001	A	008	OUTPUT	
TCRKCDEA	SUB/TAB	A	004	A	026	OUTPUT	
TCRKCDEB	SUB/TAB	A	004	A	009	OUTPUT	

\*\*\*\*\* NIPS 360 PFS FILE STRUCTURE JOB \*\*\*\*\*

FILE NAME- NAPMNH DATE- 73242

\*\* SOURCE STATEMENT LIST \*\*

THE FLAG \*\* MARKS  
NOTE STATEMENTS

SUR/EDIT NAME	STATEMENT OPERATOR	INPUT TYPE	INPUT SIZE	OUTPUT TYPE	OUTPUT SIZE	USE	EDIT MASK
TPLSTAT	SUB/TAB	A	002	A	008	OUTPUT	
TPMSTAT	SUB/TAB	A	001	A	009	OUTPUT	
TCNTRYI	SUB/TAB	A	002	A	013	OUTPUT	
TCREWP	SUB/TAB	A	002	A	018	OUTPUT	
TCSEJY	SUB/TAB	A	001	A	019	OUTPUT	
TCAPEV	SUB/TAB	A	002	A	007	OUTPUT	
TFMISS	SUB/TAB	A	002	A	018	OUTPUT	
TFTGT	SUB/TAB	A	003	A	022	OUTPUT	
TMSTYP	SUB/TAB	A	003	A	029	OUTPUT	
TCNTRYN	SUB/TAB	A	002	A	014	OUTPUT	
EDATE	EDIT						

\*\* \*\* \*\* \*\* \*\*

\*\* SOURCE STATEMENT LIST \*\*

THE FLAG \*\* MARKS  
NOTE STATEMENTS

FLD/GRP NAME	STATEMENT OPERATOR	FIELD SIZE	SPEC USE	SET NO.	RET. LOGIC	MODE	INPUT SUBRT	OUTPUT SUBRT	EDIT NAME
RECID	FIELD	004	CTL	000	-	ALPHA	---	---	---
LNAME	FIELD	005	---	000	-	ALPHA	---	---	---
ADDR	FIELD	001	---	000	-	ALPHA	---	---	---

\*\* - BEGIN FIXED SET RECORD CONTROL DATA.  
\*ABREV NAME\*  
\*ADDITIONAL RECORD FLAG\*



\*\*\*\*\* NIPS 360 FFS FILE STRUCTURE JOB \*\*\*\*\*

FILE NAME- NAPWHH DATE- 73242

\*\* SOURCE STATEMENT LIST \*\*

FLD/GRP NAME	STATEMENT OPERATOR	FIELD SIZE	SPEC USE	SET NO.	RET. LOGIC	MODE	INPUT SUBRT	OUTPUT SUBR*	EDIT NAME	FIELD/GROUP/VAR. SET LABEL (CHARS 1-60)	THE FLAG ** MARKS NOTE STATEMENTS
DATEU	FIELD	009	---	000	-	ALPHA	---	---	---	'DATE-LAST UPDATE TO RECORD'	
LSTMTN	FIELD	006	---	000	-	ALPHA	---	---	---	'LOGIC STMT - LAST RECORD UPD'	
** - DATEU AND LSTMTN ARE UPDATED BY ALL LOGIC STATEMENTS.											
** - END FIXED SET RECORD CONTROL DATA.											
** **											
** - BEGIN GENERAL PURPOSE FIXED SET FIELDS.											
RANKCF	FIELD	002	---	000	-	ALPHA	---	---	---	'CURRENT RANK OF PW/MIA'	
STATUS	FIELD	001	---	000	-	ALPHA	---	TSTATUS	---	'CURRENT STATUS OF PW/MIA'	
CURSTYR	FIELD	002	---	000	-	NUMER	---	---	---	'CURRENT STATUS YEAR'	
CURSTMO	FIELD	002	---	000	-	NUMER	---	---	---	'CURRENT STATUS MONTH'	
CURSTDA	FIELD	002	---	000	-	NUMER	---	---	---	'CURRENT STATUS DAY'	
CURSTDT	GROUP	*	---	---	-	NUMER	---	---	---	'CURRENT STATUS DATE'	
* FIELDS- CUKSTYR CUPSTMO CURSTDA											
RKCODE	FIELD	004	---	000	-	ALPHA	---	RKCODEA	---	'RANK-DODC CODE'	
FLAG1	FIELD	001	---	000	-	ALPHA	---	---	---	'SPECIAL FLAG 1'	
FLAG1A	FIELD	050	---	000	-	ALPHA	---	---	---	'COMMENTS FLAG1'	
FLAG2	FIELD	001	---	000	-	ALPHA	---	---	---	'SPECIAL FLAG 2'	
FLAG2A	FIELD	050	---	000	-	ALPHA	---	---	---	'COMMENTS FLAG2'	
MEDHIST	FIELD	001	---	000	-	ALPHA	---	---	---	'SIGNIFICANT MEDICAL HISTORY FLAG'	
MEDRMKS	FIELD	100	---	000	-	ALPHA	---	---	---	'SIGNIFICANT MEDICAL HISTORY REMARKS'	





\*\*\*\*\* NIPS 36J FFS FILE STRUCTURE JOB \*\*\*\*\*

FILE NAME- NAPMWW DATE- 73242

\*\* SOURCE STATEMENT LIST \*\*

FLD/GPP NAME	STATEMENT OPERATOR	FIELD SIZE	SPEC USE	SET NO.	RET. LOGIC	MODE	INPUT SUBRT	OUTPUT SUBRT	EDIT NAME	FIELD/GROUP/VAR.SET LABEL (CHRS 1-60)	THE FLAG ** MARKS NOTE STATEMENTS
STATUS	FIELD	001	---	000	-	ALPHA	---	TSTATUS	---	'STATUS OF PW/MIA - M OR C'	
HOSP2	FIELD	002	---	000	-	ALPHA	---	THOSP2	---	'TENTATIVE HOSP ASSIGNMENT'	
NRSETS	FIELD	001	---	000	-	NUMER	---	---	---	'NR OF SETS OF RELATIONS'	
** - FNC NEXT-OF-KIN DATA FIXED SET FIELDS.											
** ** ** ** **											
** - BEGIN RECOVERY POINT DATA FIXED SET FIELDS.											
PLACE	FIELD	024	---	000	-	ALPHA	---	---	---	'RECOVERY PLACE'	
RPCNTY	FIELD	002	---	000	-	ALPHA	---	TCNTRY	---	'RECOVERY COUNTRY'	
RPRCY	FIELD	002	---	000	-	NUMER	---	---	---	'YEAR OF RECOVERY'	
RPRCM	FIELD	002	---	000	-	NUMER	---	---	---	'MONTH OF RECOVERY'	
RPRCD	FIELD	002	---	000	-	NUMER	---	---	---	'DAY OF RECOVERY'	
RPRCG	GROUP	*	---	---	-	NUMER	---	---	EDATE	'DTG OF RECOVERY'	
* FIELDS- RPRCY RPRCM RPRCD											
KPRCT	FIELD	004	---	000	-	ALPHA	---	---	---	'RECOVERY TIME ZULU'	
KPZULU	FIELD	001	---	000	-	ALPHA	---	---	---	'Z FOR ZULU'	
RPPYC	FIELD	001	---	000	-	ALPHA	---	TRPPYCI	---	'PHYSICAL CONDITION CODE'	
RPPYR	FIELD	200	---	000	-	ALPHA	---	---	---	'REMARKS ON MEDICAL CONDITION'	
** - END RECOVERY POINT DATA FIXED SET FIELDS.											
** ** ** ** *											
** - BEGIN DOD CASUALTY DATA FIXED SET FIELDS.											

\*\*\*\*\* NIPS 360 FFS FILE STRUCTURE JOB \*\*\*\*\*

FILE NAME-- NAPWW DATE-- 73242

\*\* SOURCE STATEMENT LIST \*\*

FLD/GRP NAME	STATEMENT OPERATOR	FIELD SIZE	SPEC USE	SET NO.	RET. LOGIC	MODE	INPUT SUBRT	OUTPUT SURRT	EDIT NAME	FIELD/GROUP/VAR-SET LABEL (CHARS 1-60)	THE FLAG ** MARKS NOTE STATEMENTS
CSUUC	FIELD	001	---	000	-	ALPHA	---	TODDNC	---	* SERVICE *	
OCYTPYI	FIELD	002	---	000	-	ALPHA	---	TOCNTRY	---	* COUNTRY OF INCIDENT *	
OCASG	FIELD	002	---	000	-	ALPHA	---	TOCASC	---	* CASUALTY GROUP *	
QNAVF	FIELD	025	---	000	-	ALPHA	---	---	---	* FULL NAME *	
UPPCIN	FIELD	004	---	000	-	ALPHA	---	---	---	* PROCESS DATE *	
SSAN	FIELD	009	---	000	-	ALPHA	---	---	---	* SOCIAL SECURITY NUMBER *	
ORANKD	FIELD	002	---	000	-	ALPHA	---	---	---	* CURRENT RANK *	
QINDATE	FIELD	006	---	000	-	NUMER	---	EDATE	---	* DATE OF INCIDENT *	
QPLACC	FIELD	018	---	000	-	ALPHA	---	---	---	* HOME OF RECORD - CITY *	
QSTATE	FIELD	002	---	000	-	ALPHA	---	TOSTATE	---	* HOME OF RECORD - STATE *	
QDOB	FIELD	006	---	000	-	NUMER	---	EDATE	---	* DATE OF BIRTH *	
QCASC	FIELD	001	---	000	-	ALPHA	---	TOCASC	---	* CAUSE OF CASUALTY *	
QRACE	FIELD	001	---	000	-	ALPHA	---	TORACE	---	* RACE *	
QREL	FIELD	002	---	000	-	ALPHA	---	TOREL	---	* RELIGIOUS PREFERENCE *	
** - END DDD CASUALTY DATA FIXED SET FIELDS.											
** ** ** ** **											
** - BEGIN PACAF MIA/PM DATA FIXED SET FIELDS.											
FORGN	FIELD	014	---	000	-	ALPHA	---	---	---	* ORGANIZATION ASSIGNED *	
FSTATIN	FIELD	015	---	000	-	ALPHA	---	---	---	* LAST DUTY STATION *	
FCRENPO	FIELD	002	---	000	-	ALPHA	---	TCREWP	---	* CREW POSITION *	

\*\*\*\*\* NIPS 360 FFS FILE STRUCTURE JOB \*\*\*\*\*

FILE NAME- NAPWWW DATE- 73242

\*\* SOURCE STATEMENT LIST \*\*

FLD/GRP NAME	STATEMENT OPERATOR	FIELD SIZE	SPEC USE	SET NO.	RET. LOGIC	MODE	INPUT SUBRT	OUTPUT SUBRT	EDIT NAME	FIELD/GROUP/VAR. SET LABEL (CHARS 1-60)	THE FLAG ** MARKS NOTE STATEMENTS
FAUTNO	FIELD	004	---	000	-	ALPHA	---	---	---	* PERSONAL AUTHENTICATOR NUMBER*	
FACFT	FIELD	006	---	000	-	ALPHA	---	---	---	* TYPE AIRCRAFT*	
FTAILNO	FIELD	010	---	000	-	ALPHA	---	---	---	* AIRCRAFT TAIL NUMBER*	
ETARGET	FIELD	003	---	000	-	ALPHA	---	TFTGT	---	* TYPE OF TARGET*	
FMISSIO	FIELD	002	---	000	-	ALPHA	---	TFMISS	---	* TYPE OF MISSION*	
FPUNG	FIELD	005	---	000	-	ALPHA	---	---	---	* PACAF INDEX FILE PAGE NUMBER*	
FCRSNO	FIELD	006	---	000	-	ALPHA	---	---	---	* SURVIVAL TRAINING COURSE NUMBER*	
FCRSLOC	FIELD	015	---	000	-	ALPHA	---	---	---	* SURVIVAL TRAINING COURSE LOCATION*	
FCRSYR	FIELD	002	---	000	-	NUMER	---	---	---	* YEAR TRAINING HELD*	
FCRSMC	FIELD	002	---	000	-	NUMER	---	---	---	* MONTH TRAINING HELD*	
FSAR	FIELD	003	---	000	-	ALPHA	---	---	---	* SAR ATTEMPTED (YES,NO)*	
FSURV	FIELD	001	---	000	-	ALPHA	---	TCSURV	---	* SURVIVAL EVIDENCE (PACAF)*	
FCAPEV	FIELD	002	---	000	-	ALPHA	---	TEAPEV	---	* CAPTIVITY EVIDENCE*	
RNAME	FIELD	012	---	001	-	ALPHA	---	---	---	* NAME OF RELATION*	
RCODE	FIELD	001	---	001	-	ALPHA	---	TRCODE	---	* RELATIONSHIP CODE*	
RCITY	FIELD	017	---	001	-	ALPHA	---	---	---	* CITY LOCATION OF RELATION*	
RSTATE	FIELD	002	---	001	-	ALPHA	---	TPSTATE	---	* STATE LOCATION OF RELATION*	

\*\* - END PACAF MIA/PW DATA FIXED SET FIELDS.

\*\* \*\* \*\* \*\* \*\*

\*\* - BEGIN NEXT-OF-KIN DATA PERIODIC SET FIELDS.

\*\*\*\*\* NJPS 360 FFS FILE STRUCTURE JOB \*\*\*\*\*

FILE NAME-- NAPHHW DATE-- 73242

\*\* SOURCE STATEMENT LIST \*\*

FLD/GRP NAME	STATEMENT OPERATOR	FIELD SIZE	SPEC USE	SET NC.	RET. LOGIC	MODE	INPUT SUBRT	OUTPUT SUBRT	EDIT NAME	FIELD/GROUP/VAR. SET LABEL (CHARS 1-60)	THE FLAG ** MARKS NOTE STATEMENTS
PZIP	FIELD	005	---	001	-	ALPHA	---	---	---	* ZIP CODE OF RELATION*	
P-CABASE	FIELD	012	---	001	-	ALPHA	---	---	---	* CAS ASSISTANCE BASE FOR REL*	
NOKKS	FIELD	001	---	001	-	ALPHA	---	TNOKRS1	---	* NOK RELATION STATUS*	
NCHILD	FIELD	001	---	001	-	NUMER	---	---	---	* NR OF CHILDREN - PRIMARY NOK*	
										** - END NEXT-OF-KIN DATA PERIODIC SET FIELDS.	
										** ** ** ** **	
										** - BEGIN DIA PMSEA DATA PERIODIC SET FIELDS.	
CREW	FIELD	015	---	002	-	ALPHA	---	---	---	* NAMES OF CREW MEMBERS*	
CSTATUS	FIELD	001	---	002	-	ALPHA	---	TSTATUS	---	* CURRENT STATUS OF PW/MIA*	
CUPSYR	FIELD	002	---	002	-	NUMER	---	---	---	* CURRENT STATUS YEAR*	
CUPSMO	FIELD	002	---	002	-	NUMER	---	---	---	* CURRENT STATUS MONTH*	
CURSDY	FIELD	002	---	002	-	NUMER	---	---	---	* CURRENT STATUS DAY*	
CURSDTE	GROUP	*	---	---	-	NUMER	---	---	EDATE	* CURRENT STATUS DATE*	
										* FIELDS- CUPSYR CURSMO CURSDY	
CCREMPD	FIELD	002	---	002	-	ALPHA	---	TCREWP	---	* CREW POSITION*	
CFECID	FIELD	004	---	002	-	ALPHA	---	---	---	* RECID OF CREW MEMBER*	
										** - END DIA PMSEA DATA PERIODIC SET FIELDS.	
										** ** ** ** * * * * *	
DUMMY3	FIELD	001	---	003	-	ALPHA	---	---	---	* DUMMY PSET 3*	
DUMMY4	FIELD	001	---	004	-	ALPHA	---	---	---	* DUMMY PSET 4*	

\*\*\*\*\* NIPS 360 FFS FILE STRUCTURE JOB \*\*\*\*\*  
 FILE NAME- NAPWWH      DATE- 73242

\*\* SOURCE STATEMENT LIST \*\*

FLD/GRP NAME	STATEMENT OPERATOR	FIELD SIZE	SPEC USE	RET. NC.	LOGIC	MODE	INPUT SUBRT	OUTPUT SUBRT	EDIT NAME	FIELD/GRP/VAR. SET LABEL (CHARS 1-60)	THE FLAG ** MARKS NOTE STATEMENTS
DUMMY5	FIELD	001	---	005	-	ALPHA	---	---	---	DUMMY PSET 5*	
DUMMY6	FIELD	001	---	006	-	ALPHA	---	---	---	DUMMY PSET 6*	
** ** ** ** **											
** - BEGIN ASSESSMENT REPORT DATA PERIODIC SET FIELDS.											
AREPTN	FIELD	003	---	007	-	ALPHA	---	---	---	REPORT NUMBER*	
AYEAR	FIELD	002	---	007	-	NUMER	---	---	---	REPORT DTG-YEAR*	
AMONTH	FIELD	002	---	007	-	NUMER	---	---	---	REPORT DTG-MONTH*	
ADAY	FIELD	002	---	007	-	NUMER	---	---	---	REPORT DTG-DAY*	
ARPTDTG	GROUP	*	---	---	-	NUMER	---	---	EDATE	REPORT DATE*	
* FIELDS- AYEAR    AMONTH    ADAY.											
ADERFR	FIELD	016	---	007	-	ALPHA	---	---	---	DEBRIEFER NAME*	
ADERRK	FIELD	002	---	007	-	ALPHA	---	---	---	DEBRIEFER RANK*	
ACNDKEL	FIELD	220	---	007	-	ALPHA	---	---	---	CONDITIONS OF RELEASE*	
ASTATCH	FIELD	110	---	007	-	ALPHA	---	---	---	COMMENT DEBRIEF STATUS*	
AASSMNT	FIELD	220	---	007	-	ALPHA	---	---	---	ASSESSMENT OF RETURNEE*	
AARCMTS	FIELD	220	---	007	-	ALPHA	---	---	---	ADDITIONAL COMMENTS*	

\*\* - END ASSESSMENT REPORT DATA PERIODIC SET FIELDS.  
 \*\* \*\* \*\* \*\*

\*\* - BEGIN MESSAGE FILE DATA PERIODIC SET FIELDS.  
 \*\* THE FOLLOWING ELEMENTS IN SUBSET 8 ARE FOR MESSAGE



\*\*\*\*\* NIPS 36C FFS FILE STRUCTURE JOB \*\*\*\*\*

FILE NAME- NAP\*\*\* DATE- 73242

\*\* SOURCE STATEMENT LIST \*\*

FIELD/GRP NAME STATEMENT OPERATOR FIELD SIZE USE NO. LOGIC SET RET. MODE INPUT SUBRT OUTPUT SUBRT EDIT NAME THE FLAG \*\* MARKS NOTE STATEMENTS

\*\* INFORMATION.  
 \*MSG DTG DTTTTZMMYY\*  
 \*YEAR OF MESSAGE TRANSMISSION\*  
 \*MONTH OF MESSAGE TRANSMISSION\*  
 \*DAY OF MESSAGE TRANSMISSION\*  
 \*ZULU TIME OF MESSAGE TRANSMISSION\*  
 \*MESSAGE DATE GROUP\*

\* FIELDS- RSTYR RSTMN RSTDY ZTMES

\*ZULU INDICATOR\*  
 \*MESSAGE TYPE\*  
 \*MESSAGE ORIGINATOR\*  
 \*REC'D OF RET OR UNKNOWN CR NOMATCH\*  
 \*LNAME OF UNKNOWN OR NOMATCH\*

\*\* - END MESSAGE FILE DATA PERIODIC SET FIELDS.

\*\* \*\* \*\* \*\* \*\*

\*\* - BEGIN NON-RETURNEE STATUS PERIODIC SET FIELDS.

\*RETURNEE RECORD ID\*  
 \*PSET9 FLAG\*  
 \*RETURNEE SHORT NAME\*  
 \*RETURNEE FULL NAME\*

\*\*\*\*\* NIPS 360 FFS FILE STRUCTURE JOB \*\*\*\*\*

FILE NAME- NAPWWW DATE- 73242

\*\* SOURCE STATEMENT LIST \*\*

FLD/GRP NAME	STATEMENT OPERATOR	FIELD SIZE	SPEC USE	RET. NC.	LOGIC	MODE	INPUT SUBRT	OUTPUT SURRT	EDIT NAME	FIELD/GROUP/VAR.SET LABEL (CHARS 1-60)	THE FLAG ** MARKS NOTE STATEMENTS
ERRPTN4	FIELD	026	---	009	-	ALPHA	---	---	---	*NON-RETURNEE REPORTED NAME*	
NBRCK1	FIELD	011	---	009	-	ALPHA	---	---	---	*NICKNAME1*	
NBRCK2	FIELD	011	---	009	-	ALPHA	---	---	---	*NICKNAME2*	
NBRANK	FIELD	002	---	009	-	ALPHA	---	---	---	*RANK/GRADE*	
NBRASVC	FIELD	002	---	009	-	ALPHA	---	TDDDC	---	*BRANCH OF SERVICE*	
NBRCHMP	FIELD	002	---	009	-	ALPHA	---	TCREMP	---	*CREW/DUTY POSITION*	
NBRACFT	FIELD	006	---	009	-	ALPHA	---	---	---	*AIRCRAFT/VEHICLE*	
NBRUNIT	FIELD	014	---	009	-	ALPHA	---	---	---	*UNIT/ORGANIZATION ASSIGNED*	
NBRPSTH	FIELD	015	---	009	-	ALPHA	---	---	---	*LAST DUTY STATION*	
NDYR	FIELD	002	---	009	-	NUMER	---	---	---	*YEAR OF LAST INFO*	
NDM0	FIELD	002	---	009	-	NUMER	---	---	---	*MONTH OF LAST INFO*	
NDY	FIELD	002	---	009	-	NUMER	---	---	---	*DAY OF LAST INFO*	
NDLIF	GROUP *		---	---	-	NUMER	---	---	EDATE	*DATE OF LAST INFO*	
* FIELDS- NDYR NDM0 NCDY											
DDATEQ	FIELD	001	---	009	-	ALPHA	---	---	---	*DATE QUALIFIER*	
NSOURCE	FIELD	030	---	009	-	ALPHA	---	---	---	*INFORMATION SOURCE*	
NLSTAT	FIELD	002	---	009	-	ALPHA	---	TPLSTAT	---	*KNOWN STATUS*	
NPCAMP	FIELD	020	---	009	-	ALPHA	---	---	---	*CAMP NAME*	
NCK1	FIELD	014	---	009	-	ALPHA	---	---	---	*CAMP NICKNAME1*	
NCK2	FIELD	014	---	009	-	ALPHA	---	---	---	*CAMP NICKNAME2*	

\*\*\*\*\* NIPS 360 FFS FILE STRUCTURE JCB \*\*\*\*\*

FILE NAME- NAPWW DATE- 73242

\*\* SOURCE STATEMENT LIST \*\*

FIELD/GAP NAME STATEMENT GROUP \* FIELD SIZE USE NC. LOGIC MODE INPUT SUBRT OUTPUT SUBRT FDIT LABEL (CHARS 1-60) FIELD/GROUP/VAR.SET THE FLAG \*\* MARKS NOTE STATEMENTS

NCNGP \* \* \* \* \* ALPHA \* \* \* \* \* CAMP NICKNAME GROUP\*

\* FIELDS- NCNICK1 NCNICK2

NCNICK3 FIELD 014 \* \* \* \* \* ALPHA \* \* \* \* \* LOCATION WITHIN CAMP\*

YPLACE FIELD 020 \* \* \* \* \* ALPHA \* \* \* \* \* PLACE NAME/CITY\*

NCTRY FIELD 002 \* \* \* \* \* ALPHA \* \* \* \* \* TCNTRYI \* \* \* \* \* COUNTRY CODE\*

NCSTFRM FIELD 002 \* \* \* \* \* ALPHA \* \* \* \* \* DISTANCE FROM PLACE\*

NCIRFRM FIELD 003 \* \* \* \* \* ALPHA \* \* \* \* \* DIRECTION FROM PLACE\*

NCPHYCND FIELD 001 \* \* \* \* \* ALPHA \* \* \* \* \* TRPPYCI \* \* \* \* \* PHYSICAL CONDITION CODE\*

\*\* - ALL PSET9 COMMENTS ARE LOCATED IN PERIODIC SET 26.

VIDVER FIELD 010 \* \* \* \* \* ALPHA \* \* \* \* \* PHOTO IDENTITY VERIFICATION\*

NPREPAG FIELD 004 \* \* \* \* \* ALPHA \* \* \* \* \* PAGE NO - DIA PRECAPTURE PHOTO VOL\*

NPSTPAG FIELD 004 \* \* \* \* \* ALPHA \* \* \* \* \* ID NO - DIA POST CAPTURE PHOTO VOL\*

NCOLDIC FIELD 004 \* \* \* \* \* ALPHA \* \* \* \* \* OLD IDENTIFIER\*

\*\* - ALL PSET9 COMMENTS ARE LOCATED IN PERIODIC SET 26.

\*\* END NON-RETURNEE STATUS PERIODIC SET FIELDS.

\*\* \* \* \* \* \*\* \* \* \* \* \* \*\* \* \* \* \* \* \*\* \* \* \* \* \*

\*\* - BEGIN PHASE I/II MEDICAL DATA PERIODIC SET FIELDS.

MSGDATE FIELD 006 \* \* \* \* \* NUMER \* \* \* \* \* CONTROL FIELD FOR SUBSET\*

MPNAME FIELD 025 \* \* \* \* \* ALPHA \* \* \* \* \* PHYSICIANS NAME\*

MPRANK FIELD 002 \* \* \* \* \* ALPHA \* \* \* \* \* PHYSICIANS RANK\*

\*\*\*\*\* NIPS 36C PFS FILE STRUCTURE JOB \*\*\*\*\*

FILE NAME- NAPWWW DATE- 73242

\*\* SOURCE STATEMENT LIST \*\*

FLD/GRP NAME STATEMENT FIELD SPEC SET PET. MODE INPUT OUTPUT EDIT FIELD/GROUP/VAR.SET THE FLAG \*\* MARKS  
OPERATOR SIZE USE NC. LOGIC SUBRT SUBRT NAME LABEL (CHARS 1-60) NOTE STATEMENTS

\*EXYR FIELD 002 --- 010 - NUMR --- --- --- \*YEAR OF EXAMINATION\*

\*EXMC FIELD 002 --- 010 - NUMR --- --- --- \*MONTH OF EXAMINATION\*

\*EXDY FIELD 002 --- 010 - NUMR --- --- --- \*DAY OF EXAMINATION\*

\*EXDATE GROUP \* --- --- --- EDATE \*DATE OF EXAMINATION\*

\* FIELDS- MEXYR MEXMC MEXDY

\*EXPLAC FIELD 020 --- 010 - ALPHA --- --- --- \*PLACE OF EXAMINATION\*

\*DIAPRO FIELD 220 --- 010 - ALPHA --- --- --- \*DIAGNOSIS/PROGNOSIS\*

\*HOSPAS FIELD 110 --- 010 - ALPHA --- --- --- \*HOSPITAL ASSIGNMENT CONSIDERATIONS\*

\*REMARK FIELD 220 --- 010 - ALPHA --- --- --- \*OTHER PERTINENT FACTORS\*

\*\* - END PHASE I/II MEDICAL DATA PERIODIC SET FIELDS.

\*\* \*\* \*\* \*\* \*\*

\*\* - BEGIN U/I NON-RETURNEE STATUS PERIODIC SET FIELDS.

\*NON RFTURNEE U/I DESIGNATOR\*

\*PSET11 FLAG\*

\*NON RETURNEE NAME\*

\*NICKNAME1\*

\*NICKNAME2\*

\*NICKNAME3\*

\*NICKNAME GROUP\*

\* FIELDS- PNAME1 PNAME2 PNAME3

\*\*\*\*\* NIPS 360 FFS FILE STRUCTURE JOB \*\*\*\*\*

FILE NAME= NAPWWW DATE= 73242

\*\* SOURCE STATEMENT LIST \*\*

FLD/GRP NAME	STATEMENT OPERATOR	FIELD SIZE	SPEC USE	RET. NO. LOGIC	MODE	INPUT SUBRT	OUTPUT SUBRT	EDIT NAME	FIELD/GRUOP/VAR/SET LABEL (CHARS 1-60)	THE FLAG ** MARKS NOTE STATEMENTS
PRANK	FIELD	002	---	011 -	ALPHA	---	---	---	*RANK/GRADE*	
PSERVC	FIELD	002	---	011 -	ALPHA	---	TDDDC	---	*BRANCH OF SERVICE*	
PAUTHND	FIELD	004	---	011 -	ALPHA	---	---	---	*PERSON AUTHEND NO*	
PCPEMPS	FIELD	002	---	011 -	ALPHA	---	TCKEMP	---	*CREW/DUTY POSITION*	
PAFLT	FIELD	006	---	011 -	ALPHA	---	---	---	*AIRCRAFT/VEHICLE*	
PUINIT	FIELD	014	---	011 -	ALPHA	---	---	---	*UNIT/ORGANIZATION ASSIGNED*	
PSTATIN	FIELD	015	---	011 -	ALPHA	---	---	---	*LAST DUTY STATION*	
PCAPTYR	FIELD	002	---	011 -	NUMER	---	---	---	*YEAR OF CAPTURE*	
PCAPTMO	FIELD	002	---	011 -	NUMER	---	---	---	*MONTH OF CAPTURE*	
PCAPTDA	FIELD	002	---	011 -	NUMER	---	---	---	*DAY OF CAPTURE*	
PCAPDTE	GRUOP	*	---	---	NUMER	---	---	EDATE	*DATE OF CAPTURE*	
* FIELDS-- PCAPTYR PCAPTMO PCAPTDA										
PCAPDTQ	FIELD	001	---	011 -	ALPHA	---	---	---	*DATE QUALIFIER*	
PFNDTYR	FIELD	002	---	011 -	NUMER	---	---	---	*YEAR OF FIRST INFO*	
PFNDTMO	FIELD	002	---	011 -	NUMER	---	---	---	*MONTH OF FIRST INFO*	
PFNDTDA	FIELD	002	---	011 -	NUMER	---	---	---	*DAY OF FIRST INFO*	
PFNDATE	GRUOP	*	---	---	NUMER	---	---	EDATE	*DATE OF FIRST INFO*	
* FIELDS-- PFNDTYR PFNDTMO PFNDTDA										
PFNDTQ	FIELD	001	---	011 -	ALPHA	---	---	---	*DATE QUALIFIER*	
PFNDYR	FIELD	002	---	011 -	NUMER	---	---	---	*YEAR OF LAST INFO*	

\*\*\*\*\* NIPS 300 FFS FILE STRUCTURE JOB \*\*\*\*\*  
FILE NAME- NAPWMM      DATE- 73242

\*\* SOURCE STATEMENT LIST \*\*

THE FLAG \*\* MARKS  
NOTE STATEMENTS

FLD/GRP NAME	STATEMENT OPERATOR	FIELD SIZE	SPEC USE	PET. NC.	PET. LOGIC	MODE	INPUT SUBRT	OUTPUT SUBRT	EDIT NAME	FIELD/GRP/VAR. SET LABEL (CHARS 1-60)	THE FLAG ** MARKS NOTE STATEMENTS
PLMO	FIELD	002	---	011	-	NUMER	---	---	---	*MONTH OF LAST INFO*	
PDDY	FIELD	002	---	011	-	NUMER	---	---	---	*DAY OF LAST INFO*	
PDLNF	GROUP	*	---	---	-	NUMER	---	---	EDATE	*DATE OF LAST INFO*	
* FIELDS- PDYR POMC PDDY											
PDATEJ	FIELD	001	---	011	-	ALPHA	---	---	---	*DATE QUALIFIER*	
PSOURCE	FIELD	030	---	011	-	ALPHA	---	---	---	*INFORMATION SOURCE*	
PCTHERS	FIELD	030	---	011	-	ALPHA	---	---	---	*CTHERS WHO HAVE SEEN*	
PLSTAT	FIELD	002	---	011	-	ALPHA	---	TPLSTAT	---	*KNOWN STATUS*	
PPWCAMP	FIELD	020	---	011	-	ALPHA	---	---	---	*CAMP NAME*	
PCNICK1	FIELD	014	---	011	-	ALPHA	---	---	---	*CAMP NICKNAME1*	
PCNICK2	FIELD	014	---	011	-	ALPHA	---	---	---	*CAMP NICKNAME2*	
PCGNGP	GROUP	*	---	---	-	ALPHA	---	---	---	*CAMP NICKNAME GROUP*	
* FIELDS- PCNICK1 PCNICK2											
PCNICK3	FIELD	014	---	011	-	ALPHA	---	---	---	*LOCATION WITHIN CAMP*	
PPLACE	FIELD	020	---	011	-	ALPHA	---	---	---	*PLACE NAME/CITY*	
PCNTRY	FIELD	002	---	011	-	ALPHA	---	TCNTRYI	---	*COUNTRY CODE*	
PDSTFRM	FIELD	002	---	011	-	ALPHA	---	---	---	*DISTANCE FROM PLACE*	
PDIRFRM	FIELD	003	---	011	-	ALPHA	---	---	---	*DIRECTION FROM PLACE*	
PPHYCND	FIELD	001	---	011	-	ALPHA	---	TRPPYCI	---	*PHYSICAL CONDITION CODE*	

\*\* - ALL PSET11 COMMENTS ARE LOCATED IN PERIODIC SET 27.

FILE NAME-- NAPWWW DATE-- 73242

\*\* SOURCE STATEMENT LIST \*\*

FLD/GRP NAME	STATEMENT OPERATOR	FIELD SIZE	SPEC USE	SET NO.	RET. LOGIC	MODE	INPUT SUBRT	OUTPUT SUBRT	EDIT NAME	FIELD/GROUP/VAR. SET LABEL (CHRS 1-60)	THE FLAG ** MARKS NOTE STATEMENTS
PNATNL	FIELD	002	---	011	-	ALPHA	---	---	---	'NATIONALITY'	
PPRTH	FIELD	022	---	011	-	ALPHA	---	---	---	'PLACE OF BIRTH'	
PHDMTN	FIELD	018	---	011	-	ALPHA	---	---	---	'HOMETOWN'	
PHOMST	FIELD	002	---	011	-	ALPHA	---	TOSTATE	---	'HOME STATE'	
PHMSTAT	FIELD	001	---	011	-	ALPHA	---	TPMSTAT	---	'MARITAL STATUS'	
PRACE	FIELD	002	---	011	-	ALPHA	---	TRACE	---	'RACE'	
PAGE	FIELD	002	---	011	-	NUMER	---	---	---	'AGE'	
PHEIGHT	FIELD	002	---	011	-	NUMER	---	---	---	'HEIGHT'	
PWEIGHT	FIELD	003	---	011	-	NUMER	---	---	---	'WEIGHT'	
PCOMPLX	FIELD	008	---	011	-	ALPHA	---	---	---	'COMPLEXION'	
PEYES	FIELD	002	---	011	-	ALPHA	---	TEYEC	---	'EYE COLOR'	
PHAIR	FIELD	002	---	011	-	ALPHA	---	'HAIRC	---	'HAIR COLOR'	
PMRSCR	FIELD	040	---	011	-	ALPHA	---	---	---	'MARKS-SCARS'	
PIJURY	FIELD	040	---	011	-	ALPHA	---	---	---	'INJURIES'	
PIOVER	FIELD	010	---	011	-	ALPHA	---	---	---	'PHOTO IDENTITY VERIFICATION'	** - ALL PSET11 COMMENTS ARE LOCATED IN PERIODIC SET 27.
IPREPAS	FIELD	004	---	011	-	ALPHA	---	---	---	'FACE NO - CIA PRECAPTURE PHOTO VOL'	
IPSTIC	FIELD	004	---	011	-	ALPHA	---	---	---	'ID NO(MO/YR)- CIA POST CAPTURE PHOTO VOL'	

\*\* - ALL PSET11 COMMENTS ARE LOCATED IN PERIODIC SET 27.  
 \*\* - ALL PSET11 COMMENTS ARE LOCATED IN PERIODIC SET 27.  
 \*\* - END U/I NON-RETURNEE STATUS PERIODIC SET FIELDS.

\*\*\*\*\* NIPS 360 FFS FILE STRUCTURE JOB \*\*\*\*\*  
 FILE NAME- NAPWWW . DATE- 73242

\*\* SOURCE STATEMENT LIST \*\*

FLD/GRP NAME	STATEMENT OPERATOR	FIELD SIZE	SPEC USE	SET NO.	LOGIC	MODE	INPJT SUBRT	OUTPUT SUBRT	EDIT NAME	FIELD/GRP/VAR.SET LABEL (CHARS 1-60)	THE FLAG ** MARKS NOTE STATEMENTS
UIPICNO	FIELD	004	---	012	-	ALPHA	---	---	---	'UNIDENTIFIED PICTURE NO.'	** - BEGIN UNIDENTIFIED PICTURE PERIODIC SET FIELDS.
UIPICMT	FIELD	110	---	012	-	ALPHA	---	---	---	'COMMENT ON UNIDENTIFIED PICTURE'	** - END UNIDENTIFIED PICTURE PERIODIC SET FIELDS.
USETIC	FIELD	004	---	013	-	ALPHA	---	---	---	'NON RETURNEE NOMATCH DESIGNATOR'	** - BEGIN NOMATCH NON-RETURNEE STATUS PERIODIC SET FIELDS.
USETF	FIELD	001	---	013	-	ALPHA	---	---	---	'PSET13 FLAG'	** - END UNIDENTIFIED PICTURE PERIODIC SET FIELDS.
UNRNAME	FIELD	026	---	013	-	ALPHA	---	---	---	'NON RETURNEE NAME'	** - BEGIN UNIDENTIFIED PICTURE PERIODIC SET FIELDS.
UNNAME1	FIELD	011	---	013	-	ALPHA	---	---	---	'NICKNAME1'	** - END UNIDENTIFIED PICTURE PERIODIC SET FIELDS.
UNNAME2	FIELD	011	---	013	-	ALPHA	---	---	---	'NICKNAME2'	** - BEGIN UNIDENTIFIED PICTURE PERIODIC SET FIELDS.
UNNAME3	FIELD	011	---	013	-	ALPHA	---	---	---	'NICKNAME3'	** - END UNIDENTIFIED PICTURE PERIODIC SET FIELDS.
UNNGP	GROUP	*	---	---	-	ALPHA	---	---	---	'NICKNAME GROUP'	** - BEGIN UNIDENTIFIED PICTURE PERIODIC SET FIELDS.
UNRANK	FIELD	002	---	013	-	ALPHA	---	---	---	'RANK/GRACE'	** - END UNIDENTIFIED PICTURE PERIODIC SET FIELDS.
USERVC	FIELD	002	---	013	-	ALPHA	---	TD00C	---	'BRANCH OF SERVICE'	** - BEGIN UNIDENTIFIED PICTURE PERIODIC SET FIELDS.
UAUTHND	FIELD	004	---	013	-	ALPHA	---	---	---	'PERSON AUTHEND NO'	** - END UNIDENTIFIED PICTURE PERIODIC SET FIELDS.
UCREWPS	FIELD	002	---	013	-	ALPHA	---	TCREMP	---	'CREW/DUTY POSITION'	** - BEGIN UNIDENTIFIED PICTURE PERIODIC SET FIELDS.
UACFT	FIELD	006	---	013	-	ALPHA	---	---	---	'AIRCRAFT/VEHICLE'	** - END UNIDENTIFIED PICTURE PERIODIC SET FIELDS.

\* \* FIELDS- UNNAME1 UNNAME2 UNNAME3



\*\*\*\*\* NIPS 36C FFS FILE STRUCTURE JOB \*\*\*\*\*

FILE NAME= NAPWRW \* DATE= 73242

\*\* SOURCE STATEMENT LIST \*\*

FIELD/GRP NAME	STATEMENT OPERATOR	FIELD SIZE	SPEC USE	SET NO.	RET. LOGIC	MODE	INPUT SUBRT	OUTPUT SUBRT	EDIT NAME	FIELD/GROUP/VAR. SET LABEL (CHARS 1-60)	THE FLAG ** MARKS NOTE STATEMENTS
UCUNIT	FIELD	014	---	013	-	ALPHA	---	---	---	*UNIT/ORGANIZATION ASSIGNED*	
UCSTATIN	FIELD	015	---	013	-	ALPHA	---	---	---	*LAST DUTY STATION*	
UCCAPTYR	FIELD	002	---	013	-	NUMER	---	---	---	*YEAR OF CAPTURE*	
UCCAPTMJ	FIELD	002	---	013	-	NUMER	---	---	---	*MONTH OF CAPTURE*	
UCCAPTDA	FIELD	002	---	013	-	NUMER	---	---	---	*DAY OF CAPTURE*	
UCAPUTE	GROUP	*	---	---	-	NUMER	---	---	EDATE	*DATE OF CAPTURE*	
* FIELDS- UCAPTYR UCAPTMJ UCAPTDA											
UCAPDTC	FIELD	001	---	013	-	ALPHA	---	---	---	*DATE QUALIFIER*	
UFNDTYR	FIELD	002	---	013	-	NUMER	---	---	---	*YEAR OF FIRST INFO*	
UFNDTMO	FIELD	002	---	013	-	NUMER	---	---	---	*MONTH OF FIRST INFO*	
UFNDTCA	FIELD	002	---	013	-	NUMER	---	---	---	*DAY OF FIRST INFO*	
UFNDATE	GROUP	*	---	---	-	NUMER	---	---	EDATE	*DATE OF FIRST INFO*	
* FIELDS- UFNDTYR UFNDTMO UFNDTCA											
UFNDTC	FIELD	001	---	013	-	ALPHA	---	---	---	*DATE QUALIFIER*	
UFNDYR	FIELD	002	---	013	-	NUMER	---	---	---	*YEAR OF LAST INFO*	
UFNDMO	FIELD	002	---	013	-	NUMER	---	---	---	*MONTH OF LAST INFO*	
UFNDY	FIELD	002	---	013	-	NUMER	---	---	---	*DAY OF LAST INFO*	
UFNDINF	GROUP	*	---	---	-	NUMER	---	---	EDATE	*DATE OF LAST INFO*	
* FIELDS- UFNDYR UDMC UCDDY											
UCDATEQ	FIELD	001	---	013	-	ALPHA	---	---	---	*DATE QUALIFIER*	

\*\*\*\*\* NIPS 360 FFS FILE STRUCTURE JCB \*\*\*\*\*

FILE NAME- NAPWW DATE- 73242

\*\* SOURCE STATEMENT LIST \*\*

THE FLAG \*\* MARKS  
NOTE STATEMENTS

FLR/GRP NAME	STATEMENT OPERATION	FIELD SIZE	SPEC USE	SET NO.	RET. LOGIC	MODE	INPUT SUBMT	OUTPUT SUBRT	EDIT NAME	FIELD/GRP/VAR.SET LABEL (CHARS 1-60)	THE FLAG ** MARKS NOTE STATEMENTS
USOURCE	FIELD	030	---	013	-	ALPHA	---	---	---	* INFORMATION SOURCE*	
UCIHERS	FIELD	030	---	013	-	ALPHA	---	---	---	* CIPHERS WHO HAVE SEEN*	
ULSTAT	FIELD	002	---	013	-	ALPHA	---	TPSTAT	---	* KNOWN STATUS*	
UPWOCAMP	FIELD	020	---	013	-	ALPHA	---	---	---	* CAMP NAME*	
UCNICK1	FIELD	014	---	013	-	ALPHA	---	---	---	* CAMP NICKNAME1*	
UCNICK2	FIELD	014	---	013	-	ALPHA	---	---	---	* CAMP NICKNAME2*	
UCONGP	GROUP	*	---	---	-	ALPHA	---	---	---	* CAMP NICKNAME GROUP*	
* FIELDS- UCNICK1 UCNICK2											
UCNICK3	FIELD	014	---	013	-	ALPHA	---	---	---	* LOCATION WITHIN CAMP*	
UPPLACE	FIELD	020	---	013	-	ALPHA	---	---	---	* PLACE NAME/CITY*	
UCNTRY	FIELD	002	---	012	-	ALPHA	---	TCNTRY1	---	* COUNTRY CODE*	
UCDIST	FIELD	002	---	013	-	ALPHA	---	---	---	* DISTANCE FROM PLACE*	
UDIRFRM	FIELD	003	---	013	-	ALPHA	---	---	---	* DIRECTION FROM PLACE*	
UPHYCND	FIELD	001	---	013	-	ALPHA	---	TRPPYCI	---	* PHYSICAL CONCITION CODE*	
** - ALL PSET13 COMMENTS ARE LOCATED IN PERIODIC SET 27.											
UNATNL	FIELD	002	---	013	-	ALPHA	---	---	---	* NATIONALITY*	
UPBRTN	FIELD	022	---	013	-	ALPHA	---	---	---	* PLACE OF BIRTH*	
UHOMETWN	FIELD	018	---	013	-	ALPHA	---	---	---	* HOMETOWN*	
UHOMST	FIELD	002	---	013	-	ALPHA	---	TOSTATE	---	* HOME STATE*	
UMSTAT	FIELD	001	---	013	-	ALPHA	---	TPMSTAT	---	* MARITAL STATUS**	

\*\*\*\*\* NIPS 360 FFS FILE STRUCTURE JOB \*\*\*\*\*

FILE NAME- NAPMWW DATE- 73242

\*\* SOURCE STATEMENT LIST \*\*

FLD/GRP NAME	STATEMENT CH. NO.	FIELD SIZE	SPEC USE	SET NO.	RET. LOGIC	MODE	INPUT SUBPT	OUTPUT SUBRT	EDIT NAME	FIELD/GRP/VAR. SET LABEL (CHARS 1-60)	THE FLAG ** MARKS NOTE STATEMENTS
URACE	FIELD	002	---	013	-	ALPHA	---	TRACE	---	'RACE'	
UAGE	FIELD	002	---	013	-	NUMER	---	---	---	'AGE'	
UHFGHT	FIELD	002	---	013	-	NUMER	---	---	---	'HEIGHT'	
UWEIGHT	FIELD	003	---	013	-	NUMER	---	---	---	'WEIGHT'	
UCOMPLX	FIELD	008	---	013	-	ALPHA	---	---	---	'COMPLEXION'	
UEYES	FIELD	002	---	013	-	ALPHA	---	TEYEC	---	'EYE COLOR'	
UHAIR	FIELD	002	---	013	-	ALPHA	---	THAIRC	---	'HAIR COLOR'	
UMRSCR	FIELD	040	---	013	-	ALPHA	---	---	---	'MARKS-SCARS'	
UINJURY	FIELD	040	---	013	-	ALPHA	---	---	---	'INJURIES'	
UIDVER	FIELD	010	---	013	-	ALPHA	---	---	---	'PHOTO IDENTITY VERIFICATION'	** - ALL PSET13 COMMENTS ARE LOCATED IN PERIODIC SET 27.
UPREPAG	FIELD	004	---	013	-	ALPHA	---	---	---	'PAGE NO - DIA PRECAPTURE PHOTO VOL'	
UPSTIC	FIELD	004	---	013	-	ALPHA	---	---	---	'ID NUM(MO/YR)- CIA POST CAPTURE PHOTO VOL'	
UCSETID	FIELD	004	---	014	-	ALPHA	---	---	---	'CONFINEMENT HISTORY-CAMP.'	** - ALL PSET13 COMMENTS ARE LOCATED IN PERIODIC SET 27. ** - END NMATCH NON-RETURNEE STATUS PERIODIC SET FIELDS. ** - BEGIN PHASE II REPORTING (DEREPS) PERIODIC SET FIELDS. ** - CONFINEMENT HISTORY-CAMP. ** - CONFINEMENT HISTORY PERIODIC SET NO.'

\*\*\*\*\* NIPS 360 FFS FILE STRUCTURE JOB \*\*\*\*\*

FILE NAME- NAPKWW DATE- 73242

\*\* SOURCE STATEMENT LIST \*\*

FLD/GRP NAME	STATEMENT OPERATOR	FIELD SIZE	SPEC USE	SET NG.	LOGIC	MODE	INPUT SUBRT	OUTPUT SUBRT	EDIT NAME	FIELD/GRP/VAR.SET LABEL (CHARS 1-60)	THE FLAG ** MARKS NOTE STATEMENTS
CUCAMPN	FIELD	015	---	014	-	ALPHA	---	---	---	*CAMP NAME*	
CURDATE	FIELD	006	---	014	-	ALPHA	---	---	---	*BEGIN DATE OF CONFINEMENT - YYMMDD*	
CUPDATE	FIELD	006	---	014	-	ALPHA	---	---	---	*END DATE OF CGNFINEMENT - YYMMDD*	
CUDATER	FIELD	001	---	014	-	ALPHA	---	---	---	*DATE QUALIFIER*	
CUCAMPN1	FIELD	015	---	014	-	ALPHA	---	---	---	*CAMP NICKNAME1*	
CUCAMPN2	FIELD	015	---	014	-	ALPHA	---	---	---	*CAMP NICKNAME2*	
CUCAMPN3	FIELD	015	---	014	-	ALPHA	---	---	---	*LOCATION WITHIN CAMP /CAMP NICKNAME 3*	
CUPLACE	FIELD	018	---	014	-	ALPHA	---	---	---	*PLACE*	
CUCNTRY	FIELD	002	---	014	-	ALPHA	---	---	---	*COUNTRY*	
CUCMPLT	FIELD	007	---	014	-	ALPHA	---	---	---	*CAMP LATITUDE*	
CUCMPLD	FIELD	008	---	014	-	ALPHA	---	---	---	*CAMP LONGITUDE*	
CUCMPT	FIELD	003	---	014	-	ALPHA	---	---	---	*MAP TYPE*	
CUCMPS	FIELD	005	---	014	-	ALPHA	---	---	---	*MAP SERIES*	
CUCMPMN	FIELD	007	---	014	-	ALPHA	---	---	---	*MAP NO*	
CUCMPPC	FIELD	006	---	014	-	ALPHA	---	---	---	*MAP SCALE*	
CUCMPT	FIELD	009	---	014	-	ALPHA	---	---	---	*UTM COORDINATES*	
CUCMFWK	FIELD	096	---	014	-	ALPHA	---	---	---	*IDENT LOC REMARKS*	
CUCMTYP	FIELD	001	---	014	-	ALPHA	---	---	---	*CAMP TYPE*	
CUCMCAP	FIELD	004	---	014	-	ALPHA	---	---	---	*CAMP CAPACITY*	
CUCMCLO	FIELD	001	---	014	-	ALPHA	---	---	---	*CAMP CAPACITY QUALIFIER*	

\*\*\*\*\* NIPS 360 FFS FILE STRUCTURE JOB \*\*\*\*\*

FILE NAME- NAPWWW      DATE- 73242

\*\* SOURCE STATEMENT LIST \*\*

FLD/CMP NAME	STATEMENT OPERATOR	FIELD SIZE	SPEC USE	SET NO.	LOGIC	MODE	INPUT SUBRT	OUTPUT SUBRT	EDIT NAME	FIELD/GROUP/VAR. SET LABEL (CHARS 1-60)	THE FLAG ** MARKS NOTE STATEMENTS
CUCUSP4	FIELD	003	---	014	-	ALPHA	---	---	---	*NUMBER OF US PRISONERS HELD*	
CUCPH2	FIELD	001	---	014	-	ALPHA	---	---	---	*NUMBER OF US PRISONERS HELD QUALIFIER*	
CUCMS17	FIELD	007	---	014	-	ALPHA	---	---	---	*CAMP AREA*	
CUCMNDU	FIELD	002	---	014	-	ALPHA	---	---	---	*NUMBER OF BUILDINGS*	
CUCMCLN	FIELD	015	---	014	-	ALPHA	---	---	---	*CAMP CTRL*	
CUCMDFU	FIELD	006	---	014	-	ALPHA	---	---	---	*DATE FIRST USED*	
CUCMPLU	FIELD	006	---	014	-	ALPHA	---	---	---	*DATE LAST USED*	

\*\* - ALL PSET14 COMMENTS ARE LOCATED IN PERIODIC SET 28.

\*\*\*\*\*

\*\* - MISTREATMENT.

*ISETID	FIELD	004	---	015	-	ALPHA	---	---	---	*SET ID*	
*ITYP1	FIELD	010	---	015	-	ALPHA	---	---	---	*TYPE 1*	
*ITYP2	FIELD	010	---	015	-	ALPHA	---	---	---	*TYPE 2*	
*ITYP3	FIELD	010	---	015	-	ALPHA	---	---	---	*TYPE 3*	
*IPEKSO	FIELD	018	---	015	-	ALPHA	---	---	---	*MISTREATED PERSON*	
*IPRANK	FIELD	002	---	015	-	ALPHA	---	---	---	*RANK*	
*IPSERV	FIELD	002	---	015	-	ALPHA	---	---	---	*SERVICE*	
*IDIAD	FIELD	004	---	015	-	ALPHA	---	---	---	*CIA ID NO*	
*ISSOURC	FIELD	030	---	015	-	ALPHA	---	---	---	*SOURCE*	
*IDDATE	FIELD	006	---	015	-	ALPHA	---	---	---	*BEGIN DATE*	

\*\*\*\*\* NIPS 360 FFS FILE STRUCTURE JOB \*\*\*\*\*

FILE NAME- NAPWWW DATE- 73242

\*\* SOURCE STATEMENT LIST \*\*

FLD/GRP NAME	STATEMENT OPERATOR	FIELD SIZE	SPEC USE	SET NO.	RET. LOGIC	MODE	INPUT SUBRT	OUTPUT SUBRT	EDIT NAME	FIELD/GRP/VAR/SET LABEL (CHRS 1-50)	THE FLAG ** MARKS NOTE STATEMENTS
*IEDATE	*FLD	006	---	015	-	ALPHA	---	---	---	*END DATE*	
*IDATED	*FLD	001	---	015	-	ALPHA	---	---	---	*DATE QUALIFIER*	
*IPHASE	*FLD	015	---	015	-	ALPHA	---	---	---	*CAPTIVITY PHASE*	
*IPLACE	*FLD	019	---	015	-	ALPHA	---	---	---	*PLACE*	
*ICNTRY	*FLD	002	---	015	-	ALPHA	---	---	---	*COUNTRY*	
*ICAMPN	*FLD	015	---	015	-	ALPHA	---	---	---	*CAMP NAME*	
*ICAMPN1	*FLD	015	---	015	-	ALPHA	---	---	---	*CAMP NICKNAME1*	
*ICAMPN2	*FLD	015	---	015	-	ALPHA	---	---	---	*CAMP NICKNAME2*	
*ICAMPN3	*FLD	015	---	015	-	ALPHA	---	---	---	*LOCATION WITHIN CAMP/CAMP NICKNAME 3*	
*IFREQU	*FLD	011	---	015	-	ALPHA	---	---	---	*FREQUENCY*	
*IDURAT	*FLD	006	---	015	-	ALPHA	---	---	---	*DURATION*	
*IPRASN	*FLD	060	---	015	-	ALPHA	---	---	---	*PRASON*	
*IRESL	*FLD	060	---	015	-	ALPHA	---	---	---	*RESULTS*	
*IINFLI	*FLD	060	---	015	-	ALPHA	---	---	---	*INFLICT*	
** - ALL PSET15 COMMENTS ARE LOCATED IN PERIODIC SET 28.											
** ** ** ** **											
** - VALIDITY OF PROPAGANDA.											
VPSETID	FIELD	004	---	016	-	ALPHA	---	---	---	*SET ID*	
VPTYPE	FIELD	017	---	016	-	ALPHA	---	---	---	*TYPE PROPAGANDA*	
VPEDATE	FIELD	006	---	016	-	ALPHA	---	---	---	*BEGIN DATE*	

\*\*\*\*\* NIPS 360 PFS FILE STRUCTURE JOB \*\*\*\*\*

FILE NAME- NAPWWW \* DATE- 73242

\*\* SOURCE STATEMENT LIST \*\*

FILE/GRP NAME	STATEMENT OPERATOR	FIELD SIZE	SPEC USE	SET NO.	MET. LOGIC	MODE	INPUT SUHRT	OUTPUT SUHRT	EDIT NAME	FIELD/GROUP/VAR. SET LABEL (CHARS 1-60)	THE FLAG ** MARKS NOTE STATEMENTS
VPEDATE	FIELD	006	---	016	-	ALPHA	---	---	---	*END DATE*	
VPDATE	FIELD	001	---	016	-	ALPHA	---	---	---	*DATE QUALIFIER*	
VPPHASE	FIELD	015	---	016	-	ALPHA	---	---	---	*CAPTIVITY PHASE*	
VPPLACE	FIELD	018	---	016	-	ALPHA	---	---	---	*PLACE*	
VPCHTRY	FIELD	002	---	016	-	ALPHA	---	---	---	*COUNTRY*	
VPCAMN	FIELD	015	---	016	-	ALPHA	---	---	---	*CAMP NAME*	
VPKMPN1	FIELD	015	---	016	-	ALPHA	---	---	---	*CAMP NICKNAME1*	
VPKMPN2	FIELD	015	---	016	-	ALPHA	---	---	---	*CAMP NICKNAME2*	
VPKMPN3	FIELD	015	---	016	-	ALPHA	---	---	---	*LOCATION WITHIN CAMP /CAMP NICKNAME 3*	
VPFREQU	FIELD	011	---	016	-	ALPHA	---	---	---	*FREQUENCY*	
VPYFAR1	FIELD	002	---	016	-	ALPHA	---	---	---	*YEAR 1*	
VPYFAR2	FIELD	002	---	016	-	ALPHA	---	---	---	*YEAR 2*	
VPYFAR3	FIELD	002	---	016	-	ALPHA	---	---	---	*YEAR 3*	
VPYFAR4	FIELD	002	---	016	-	ALPHA	---	---	---	*YEAR 4*	
VPYFAR5	FIELD	002	---	016	-	ALPHA	---	---	---	*YEAR 5*	
VPYFAR6	FIELD	002	---	016	-	ALPHA	---	---	---	*YEAR 6*	
VPYFAR7	FIELD	002	---	016	-	ALPHA	---	---	---	*YEAR 7*	
VPYFAR8	FIELD	002	---	016	-	ALPHA	---	---	---	*YEAR 8*	
VPYFAR9	FIELD	002	---	016	-	ALPHA	---	---	---	*YEAR 9*	
VPYEAR0	FIELD	002	---	016	-	ALPHA	---	---	---	*YEAR 0*	

\*\*\*\*\* NIPS 360 FFS FILE STRUCTURE JOB \*\*\*\*\*

FILE NAME- NAPMWW      DATE- 73242

\*\* SOURCE STATEMENT LIST \*\*

FILE/GRP NAME	STATEMENT NUMBER	FIELD SIZE	SPEC USE	SET NO.	RET. LOGIC	MODE	INPUT SUBRT	OUTPUT SUBRT	EDIT NAME	FIELD/GRP/VAR. SET LABEL (CHRS 1-60)	THE FLAG ** MARKS NOTE STATEMENTS
VPSIZES	FIELD	003	---	016	-	ALPHA	---	---	---	* SIZE OF GRGUP *	
VPSIZED	FIELD	001	---	016	-	ALPHA	---	---	---	* SIZE QUALIFIER *	
VPTAPED	FIELD	010	---	016	-	ALPHA	---	---	---	* TAPED *	
VPFILME	FIELD	010	---	016	-	ALPHA	---	---	---	* FILMED *	
VPCOER1	FIELD	010	---	016	-	ALPHA	---	---	---	* TYPE COERCION 1 *	
VPCOER2	FIELD	010	---	016	-	ALPHA	---	---	---	* TYPE COERCION 2 *	
VPCOER3	FIELD	010	---	016	-	ALPHA	---	---	---	* TYPE COERCION 3 *	
VPCOER4	FIELD	010	---	016	-	ALPHA	---	---	---	* TYPE COERCION 4 *	
VPCOER5	FIELD	010	---	016	-	ALPHA	---	---	---	* TYPE COERCION 5 *	
VPFORP1	FIELD	006	---	016	-	ALPHA	---	---	---	* FOR PRESS PART 1 *	
VPFORP2	FIELD	006	---	016	-	ALPHA	---	---	---	* FOR PRESS PART 2 *	
VPFORP3	FIELD	006	---	016	-	ALPHA	---	---	---	* FOR PRESS PART 3 *	
VPFORP4	FIELD	006	---	016	-	ALPHA	---	---	---	* FOR PRESS PART 4 *	
VPFORP5	FIELD	006	---	016	-	ALPHA	---	---	---	* FOR PRESS PART 5 *	
VPFORP6	FIELD	006	---	016	-	ALPHA	---	---	---	* FOR PRESS PART 6 *	

\*\* - ALL PSET16 COMMENTS ARE LOCATED IN PERIODIC SET 28.

\*\* \*\* \*\* \*\* \*\*

\*\* - IDENT OF ENEMY PERSONNEL.

\* SET ID \*

\* ENEMY NAME \*



\*\*\*\*\* NIPS 360 FFS FILE STRUCTURE JOB \*\*\*\*\*

FILE NAME- NAPAMW DATE- 73242

\*\* SOURCE STATEMENT LIST \*\*

FLD/GRP NAME	STATEMENT OPERATOR	FIELD SIZE	SPEC USE	SFT NO.	RET. LOGIC	MODE	INPUT SUHPT	OUTPUT SUHPT	EDIT NAME	FIELD/GROUP/VAR. SET LABEL (CHARS 1-60)	THE FLAG ** MARKS NOTE STATEMENTS
ICERANK	FIELD	015	---	017	-	ALPHA	---	---	---	*RANK*	
ICNAME1	FIELD	015	---	017	-	ALPHA	---	---	---	*NICKNAME 1*	
ICNAME2	FIELD	015	---	017	-	ALPHA	---	---	---	*NICKNAME 2*	
ICNAME3	FIELD	015	---	017	-	ALPHA	---	---	---	*NICKNAME 3*	
ICNATIO	FIELD	002	---	017	-	ALPHA	---	---	---	*NATIONALITY*	
ICAFFIL	FIELD	015	---	017	-	ALPHA	---	---	---	*AFFILIATION*	
ICDIAP1	FIELD	007	---	017	-	ALPHA	---	---	---	*CIA PHOTO REF 1*	
ICDIAP2	FIELD	007	---	017	-	ALPHA	---	---	---	*DIA PHOTO REF 2*	
ICDIAP3	FIELD	007	---	017	-	ALPHA	---	---	---	*DIA PHOTO REF 3*	
ICDIAP4	FIELD	007	---	017	-	ALPHA	---	---	---	*DIA PHOTO REF 4*	
ICDIAP5	FIELD	007	---	017	-	ALPHA	---	---	---	*CIA PHOTO REF 5*	
ICDIAP6	FIELD	007	---	017	-	ALPHA	---	---	---	*CIA PHOTO REF 6*	
ICCAPAC	FIELD	015	---	017	-	ALPHA	---	---	---	*CAPACITY-ROLE*	
ICSUURC	FIELD	030	---	017	-	ALPHA	---	---	---	*SOURCE*	
ICFRECU	FIELD	011	---	017	-	ALPHA	---	---	---	*FREQUENCY CF CONTACT*	
ICLDATE	FIELD	006	---	017	-	ALPHA	---	---	---	*LAST CONTACT DATE*	
ICDATER	FIELD	001	---	017	-	ALPHA	---	---	---	*DATE QUALIFIER*	
ICPLACE	FIELD	019	---	017	-	ALPHA	---	---	---	*PLACE*	
ICCENTRY	FIELD	002	---	017	-	ALPHA	---	---	---	*COUNTRY*	
ICCAMPN	FIELD	015	---	017	-	ALPHA	---	---	---	*CAMP NAME*	

\*\*\*\*\* NIPS 360 FFS FILE STRUCTURE JOB \*\*\*\*\*

FILE NAME- NAPWVW DATE- 73242

\*\* SOURCE STATEMENT LIST \*\*

LD/GRP NAME	STATEMENT	FIELD	SIZE	SPEC USE	SET NO.	RET. LOGIC	MODE	INPUT SUBRT	OUTPUT SUBRT	EDIT NAME	FIELD/GRP/VAR.SET LABEL (CHRS 1-60)	THE FLAG ** MARKS NOTE STATEMENTS
ICOMP1	FIELD	015	---	---	017	-	ALPHA	---	---	---	'CAMP NICKNAME1'	
ICOMP2	FIELD	015	---	---	017	-	ALPHA	---	---	---	'CAMP NICKNAME2'	
ICOMP3	FIELD	015	---	---	017	-	ALPHA	---	---	---	'LOCATION WITHIN CAMP/CAMP NICKNAME 3'	
** - ALL PSET17 COMMENTS ARE LOCATED IN PERIODIC SET 28.												
** ** ** ** **												
** - ENEMY INTELLIGENCE.												
ISEYIC	FIELD	004	---	---	018	-	ALPHA	---	---	---	'SET ID'	
ISEYTA	FIELD	017	---	---	018	-	ALPHA	---	---	---	'ENEMY INTEL ACT'	
ISEYDT	FIELD	006	---	---	018	-	ALPHA	---	---	---	'LAST EVENT DATE'	
ISEYDT2	FIELD	001	---	---	018	-	ALPHA	---	---	---	'DATE QUALIFIER'	
ISEYQU	FIELD	011	---	---	018	-	ALPHA	---	---	---	'FREQUENCY'	
ISEYAR1	FIELD	002	---	---	018	-	ALPHA	---	---	---	'YEAR 1'	
ISEYAR2	FIELD	002	---	---	018	-	ALPHA	---	---	---	'YEAR 2'	
ISEYAR3	FIELD	002	---	---	018	-	ALPHA	---	---	---	'YEAR 3'	
ISEYAR4	FIELD	002	---	---	018	-	ALPHA	---	---	---	'YEAR 4'	
ISEYAR5	FIELD	002	---	---	018	-	ALPHA	---	---	---	'YEAR 5'	
ISEYAR6	FIELD	002	---	---	018	-	ALPHA	---	---	---	'YEAR 6'	
ISEYAR7	FIELD	002	---	---	018	-	ALPHA	---	---	---	'YEAR 7'	
ISEYAR8	FIELD	002	---	---	018	-	ALPHA	---	---	---	'YEAR 8'	
ISEYAR9	FIELD	002	---	---	018	-	ALPHA	---	---	---	'YEAR 9'	

\*\*\*\*\* NIPS 360 PFS FILE STRUCTURE JOB \*\*\*\*\*

FILE NAME-- NAP\*MMW      DATE-- 73242

\*\* SOURCE STATEMENT LIST \*\*

THE FLAG \*\* MARKS  
NOTE STATEMENTS

FLD/GRP NAME	STATEMENT OPERATOR	FIELD SIZE	SPEC USE	SET NO.	REF. LOGIC	MODE	INPUT SUBRT	OUTPUT SURRT	EDIT NAME	FIELD/GROUP/VAR. SET LABEL (CHARS 1-60)	THE FLAG ** MARKS NOTE STATEMENTS
YVEGRP	FIELD	002	---	014	-	ALPHA	---	---	---	'YEAR 0'	
IIPHASE	FIELD	015	---	018	-	ALPHA	---	---	---	'CAPTIVITY PHASE'	
IIPLACE	FIELD	018	---	018	-	ALPHA	---	---	---	'PLACE'	
IICOUNTRY	FIELD	002	---	018	-	ALPHA	---	---	---	'COUNTRY'	
IISOURCE	FIELD	030	---	018	-	ALPHA	---	---	---	'SOURCE'	
IICAMPN	FIELD	015	---	018	-	ALPHA	---	---	---	'CAMP NAME'	
IICMPN1	FIELD	015	---	018	-	ALPHA	---	---	---	'CAMP NICKNAME1'	
IICMPN2	FIELD	015	---	018	-	ALPHA	---	---	---	'CAMP NICKNAME2'	
IICMPN3	FIELD	015	---	018	-	ALPHA	---	---	---	'LOCATION WITHIN CAMP/CAMP NICKNAME 3'	
IIDEP1	FIELD	015	---	018	-	ALPHA	---	---	---	'IDENT OF ENEMY PER 1'	
IIDEP2	FIELD	015	---	018	-	ALPHA	---	---	---	'IDENT OF ENEMY PER 2'	
IIDEP3	FIELD	015	---	018	-	ALPHA	---	---	---	'IDENT OF ENEMY PER 3'	
IISIZEG	FIELD	003	---	018	-	ALPHA	---	---	---	'SIZE OF GROUP'	
IISIZEO	FIELD	001	---	018	-	ALPHA	---	---	---	'SIZE QUALIFIER'	
IUSPE1	FIELD	013	---	018	-	ALPHA	---	---	---	'US PERSONNEL 1'	
IUSPE2	FIELD	013	---	018	-	ALPHA	---	---	---	'US PERSONNEL 2'	
IUSPE3	FIELD	013	---	018	-	ALPHA	---	---	---	'US PERSONNEL 3'	
IUSPE4	FIELD	013	---	018	-	ALPHA	---	---	---	'US PERSONNEL 4'	

\*\* - ALL PSET18 COMMENTS ARE LOCATED IN PERIODIC SET 28.  
\*\* \*\* \*\* \*\* \*\*

\*\*\*\*\* NIPS 30C FFS FILE STRUCTURE JOB \*\*\*\*\*

FILE NAME= NAPWAW DATE= 73242

\*\* SOURCE STATEMENT LIST \*\*

BU/GRP STATEMENT FIELD SPEC SET PFT. MODF INPUT OUTPUT EDIT FIELD/GRP/VAR. SET THE FLAG \*\* MARKS  
 NAME CHARACTER SIZE USE NO. LOGIC SUART SUBRT NAME LABEL (CHARS 1-60) NOTE STATEMENTS

\*\* - SHOOTDOWN-CAPTURE SUMMARY.

BU/GRP NAME	STATEMENT CHARACTER	FIELD SIZE	SPEC USE	SET NO.	PFT. LOGIC	MODF	INPUT SUART	OUTPUT SUBRT	EDIT NAME	FIELD/GRP/VAR. SET LABEL (CHARS 1-60)	THE FLAG ** MARKS NOTE STATEMENTS
SHSET10	FIELD	004	----	019	-	ALPHA	----	----	----	*SFT ID*	
SHMDATE	FIELD	006	----	019	-	ALPHA	----	----	----	*MISSION DATE*	
SHLUSST	FIELD	005	----	019	-	ALPHA	----	----	----	*LOSS TIME*	
SHMTYPE	FIELD	018	----	019	-	ALPHA	----	----	----	*MISSION TYPE*	
SHITYPE	FIELD	018	----	019	-	ALPHA	----	----	----	*TGT TYPE*	
SHMYPFA	FIELD	005	----	019	-	ALPHA	----	----	----	*TYPE AC*	
SHCREWP	FIELD	014	----	019	-	ALPHA	----	----	----	*CREW POS*	
SHRENL1	FIELD	015	----	019	-	ALPHA	----	----	----	*REASON FOR AC LOSS 1*	
SHRENL2	FIELD	015	----	019	-	ALPHA	----	----	----	*REASON FOR AC LOSS 2*	
SHRENL3	FIELD	015	----	019	-	ALPHA	----	----	----	*REASON FOR AC LOSS 3*	
SHPLUSS	FIELD	018	----	019	-	ALPHA	----	----	----	*PLACE OF LOSS*	
SHGLUSS	FIELD	002	----	019	-	ALPHA	----	----	----	*CTRY OF LOSS*	
SHREAL0S	FIELD	007	----	019	-	ALPHA	----	----	----	*LAT LOSS*	
SHLOUCS	FIELD	008	----	019	-	ALPHA	----	----	----	*LONG LOSS*	
SHPLUSS	FIELD	005	----	019	-	ALPHA	----	----	----	*DIST FROM PLACE OF LOSS*	
SHDIRKLD	FIELD	003	----	019	-	ALPHA	----	----	----	*DIR FROM PLACE OF LOSS*	
SHSINJ1	FIELD	015	----	019	-	ALPHA	----	----	----	*SHOOTDOWN INJURY 1*	
SHSINJ2	FIELD	015	----	019	-	ALPHA	----	----	----	*SHOOTDOWN INJURY 2*	
SHSINJ3	FIELD	015	----	019	-	ALPHA	----	----	----	*SHOOTDOWN INJURY 3*	

\*\*\*\*\* NIPS 360 PFS FILE STRUCTURE J03 \*\*\*\*\*

FILE NAME= NAPWWW DATE= 73242

\*\* SOURCE STATEMENT LIST \*\*

FLD/GRP NAME	STATEMENT FIELD	SIZE	SPEC USE	SET NO.	RET. LOGIC	MODE	INPUT SUBPT	OUTPUT SUBRT	EDIT NAME	FIELD/GROUP/VAR. SET LABEL (CHARS 1-60)	THE FLAG ** MARKS NOTE STATEMENTS
SMSINJ4	FIELD	015	---	019	-	ALPHA	---	---	---	* SHCOTDOWN INJURY 4*	
SMSINJ5	FIELD	015	---	019	-	ALPHA	---	---	---	* SHCOTDOWN INJURY 5*	
SMEGPAC	FIELD	011	---	019	-	ALPHA	---	---	---	* EGRESS AC*	
SMPADIC	FIELD	013	---	019	-	ALPHA	---	---	---	* RADIO CONTACT*	
SMSAKAT	FIELD	012	---	019	-	ALPHA	---	---	---	* SAR*	
** - ALL PSET19 COMMENTS ARE LOCATED IN PERIODIC SET 28.											
SMEVASP	FIELD	005	---	019	-	ALPHA	---	---	---	* EVASION PERIOD*	
SMEVAF	FIELD	060	---	019	-	ALPHA	---	---	---	* REASONS FOR EVASION FAILURE*	
SMECDTE	FIELD	006	---	019	-	ALPHA	---	---	---	* CAPTURE DATE*	
SMPCAPT	FIELD	018	---	019	-	ALPHA	---	---	---	* PLACE OF CAPTURE*	
SMECCAPT	FIELD	002	---	019	-	ALPHA	---	---	---	* CTRY OF CAPT*	
SMECCAPT	FIELD	005	---	019	-	ALPHA	---	---	---	* DIST FROM PLACE OF CAPT*	
SMEISCA	FIELD	003	---	019	-	ALPHA	---	---	---	* DIR FROM PLACE OF CAPT*	
SMLACAP	FIELD	007	---	019	-	ALPHA	---	---	---	* LAT CAPT*	
SMLUCAP	FIELD	008	---	019	-	ALPHA	---	---	---	* LONG CAPT*	
SMECAFF	FIELD	012	---	019	-	ALPHA	---	---	---	* CAPTOR AFFILIATION*	
** - ALL PSET19 COMMENTS ARE LOCATED IN PERIODIC SET 28.											
** ** ** ** **											
** - CAPTIVITY MEDICAL TREATMENT.											
MTSETID	FIELD	004	---	020	-	ALPHA	---	---	---	* SET ID*	

\*\*\*\*\* NIPS 360 FFS FILE STRUCTURE JOB \*\*\*\*\*

FILE NAME- NAPWHN DATE- 73242

\*\*\* SOURCE STATEMENT LIST \*\*\*

FIELD/GRP NAME	STATEMENT OPERATOR	FIELD SIZE	SPEC USE	SET NO.	SET LOGIC	MODE	INPUT SUBRT	OUTPUT SUBRT	EDIT NAME	FIELD/GRP/VAR. SET LABEL (CHRS 1-60)	THE FLAG ** MARKS NOTE STATEMENTS
MTILLIN	FIELD	015	---	020	-	ALPHA	---	---	---	* ILLNESS-INJURY*	
MTFREQU	FIELD	011	---	020	-	ALPHA	---	---	---	* FREQUENCY*	
MTJURAT	FIELD	006	---	020	-	ALPHA	---	---	---	* EDUCATION*	
MTIDATE	FIELD	006	---	020	-	ALPHA	---	---	---	* INJ-ILL DATE*	
MTDATEI	FIELD	001	---	020	-	ALPHA	---	---	---	* DATE QUALIFIER*	
MTTREAT	FIELD	006	---	020	-	ALPHA	---	---	---	* TREATMENT PROVIDED BY*	
MTPHASE	FIELD	015	---	020	-	ALPHA	---	---	---	* CAPTIVITY PHASE*	
MTPLACF	FIELD	018	---	020	-	ALPHA	---	---	---	* PLACE*	
MTCHTRY	FIELD	002	---	020	-	ALPHA	---	---	---	* COUNTRY*	
MTCAMPH	FIELD	015	---	020	-	ALPHA	---	---	---	* CAMP NAME*	
MTCMPN1	FIELD	015	---	020	-	ALPHA	---	---	---	* CAMP NICKNAME1*	
MTCMPN2	FIELD	015	---	020	-	ALPHA	---	---	---	* CAMP NICKNAME2*	
MTCMPN3	FIELD	015	---	020	-	ALPHA	---	---	---	* LOCATION WITHIN CAMP/CAMP NICKNAME 3*	
MTHOSPI	FIELD	015	---	020	-	ALPHA	---	---	---	* HOSPITAL*	
MTHDURA	FIELD	005	---	020	-	ALPHA	---	---	---	* DURATION*	
MTQUALT	FIELD	004	---	020	-	ALPHA	---	---	---	* QUALITY OF TREATMENT*	
MTPRCEE	FIELD	084	---	020	-	ALPHA	---	---	---	* PROCEDURES-TESTS*	
MTSYMPT	FIELD	100	---	020	-	ALPHA	---	---	---	* SYMPTOMS-CAUSE*	
MTMED11	FIELD	025	---	020	-	ALPHA	---	---	---	* MEDICATION 1*	
MTMED12	FIELD	025	---	020	-	ALPHA	---	---	---	* MEDICATION 2*	



\*\*\*\*\* NIFS 360 FFS FILE STRUCTURE JCB \*\*\*\*\*  
 FILE NAME- NAPWWM DATE- 73242

\*\* SOURCE STATEMENT LIST \*\*

FLD/GFP NAME	STATEMENT OPERATOR	FIELD SIZE	SPEC USE	SET NO.	LOGIC	MODE	INPUT SUMRT	OUTPUT SUMRT	EDIT NAME	FIELD/GROUP/VAR.SET LABEL (CHARS 1-60)	THE FLAG ** MARKS NOTE STATEMENTS
'ALMEDTG	'FIELD	012	---	022	-	ALPHA	---	---	---	'MESSAGE DTG'	
JUMMY23	'FIELD	001	---	023	-	ALPHA	---	---	---	'DUMMY PSET 23'	** - FND PHASE III REPORTING (DEREPS) PERIODIC SET FIELDS. ** ** ** ** **

'RETURNEE RECID'  
 'RETURNEE LNAME'  
 'RETURNEE NAME'  
 'YEAR OF DEATH'  
 'MONTH OF DEATH'  
 'DAY OF DEATH'  
 'DATE OF DEATH'

'DATE QUALIFIER'  
 'CIRCUMSTANCES OF DEATH'  
 'WITNESSES OF DEATH'  
 'DISPOSITION OF REMAINS'  
 'YEAR OF BURIAL'

\* FIELDS- EDYEAR BDMCN BCDAY  
 'FIELD 001 --- 024 - ALPHA ---  
 'FIELD 059 --- 024 - ALPHA ---  
 'FIELD 059 --- 024 - ALPHA ---  
 'FIELD 015 --- 024 - ALPHA ---  
 'FIELD 002 --- 024 - NUMER ---

\* FIELDS- EDYEAR BDMCN BCDAY  
 'FIELD 001 --- 024 - ALPHA ---  
 'FIELD 059 --- 024 - ALPHA ---  
 'FIELD 059 --- 024 - ALPHA ---  
 'FIELD 015 --- 024 - ALPHA ---  
 'FIELD 002 --- 024 - NUMER ---







\*\*\*\*\* NIPS 360 FFS FILE STRUCTURE JOB \*\*\*\*\*

FILE NAME- NAPWWW DATE- 73242

\*\* SOURCE STATEMENT LIST \*\*

SLD/GRP NAME	STATEMENT OPERATOR	FIELD SIZE	SPFC USE	SET NC.	RT. LOGIC	MODE	INPUT SUBPT	OUTPUT SUBRT	EDIT NAME	FIELD/GROUP/VAR.SET LABEL (CHARS 1-60)	THE FLAG ** MARKS NOTE STATEMENTS
DDAY	FIELD	002	---	025	-	NUMER	---	---	---	'DAY OF BURIAL'	
DDATE	GROUP	*	---	---	-	NUMER	---	---	EDATE	'BURIAL DATE'	
* FIELDS- DDFAP DMCN DDAY											
DDATEQ	FIELD	001	---	025	-	ALPHA	---	---	---	'DATE QUALIFIER'	
PCIRCDT	FIELD	059	---	025	-	ALPHA	---	---	---	'CIRCUMSTANCES OF DEATH'	
POTHAIT	FIELD	059	---	025	-	ALPHA	---	---	---	'WITNESSES OF DEATH'	
PLACE	FIELD	018	---	025	-	ALPHA	---	---	---	'PLACE OF BURIAL'	
PCNTHY	FIELD	002	---	025	-	ALPHA	---	TCNTRYI	---	'COUNTRY OF BURIAL'	
DDST	FIELD	002	---	025	-	ALPHA	---	---	---	'DISTANCE FROM PLACE'	
DDIR	FIELD	003	---	025	-	ALPHA	---	---	---	'DIRECTION FROM PLACE'	
DLAT	FIELD	007	---	025	-	ALPHA	---	---	---	'LATITUDE OF BURIAL'	
DLONG	FIELD	008	---	025	-	ALPHA	---	---	---	'LONGITUDE OF BURIAL'	
DCAMP	FIELD	019	---	025	-	ALPHA	---	---	---	'CAMP NAME'	
DCMPAN1	FIELD	015	---	025	-	ALPHA	---	---	---	'CAMP NICKNAME 1'	
DCMPAN2	FIELD	015	---	025	-	ALPHA	---	---	---	'CAMP NICKNAME 2'	
DCMPAN3	FIELD	015	---	025	-	ALPHA	---	---	---	'CAMP NICKNAME 3'	
DMAPTPE	FIELD	003	---	025	-	ALPHA	---	---	---	'MAP TYPE'	
DMAPSER	FIELD	006	---	025	-	ALPHA	---	---	---	'MAP SERIES'	
DMAPSHT	FIELD	007	---	025	-	ALPHA	---	---	---	'SHEET NUMBER'	
DMAPSCL	FIELD	006	---	025	-	ALPHA	---	---	---	'MAP SCALE'	

\*\*\*\*\* NIPS 360 FFS FILE STRUCTURE JOB \*\*\*\*\*  
 FILE NAME- NAPWWW      DATE- 73242

\*\* SOURCE STATEMENT LIST \*\*

FILE/GRP NAME	STATEMENT OPERATOR	FIELD SIZE	SPEC USE	SEQ NO.	RET. LOGIC	MODE	INPUT SUBRT	OUTPUT SUBRT	EDIT NAME	FIELD/GRP/VAR.SET LABEL (CHARS 1-60)	THE FLAG ** MARKS NOTE STATEMENTS
OUTVCC	FIELD	008	---	025	-	ALPHA	---	---	---	*UTM COORDINATES OF BURIAL*	
ITEMS	FIELD	058	---	025	-	ALPHA	---	---	---	*ITEMS BURIED WITH DECEASED*	
HEADSTONE	FIELD	030	---	025	-	ALPHA	---	---	---	*HEADSTONE INSCRIPTION*	
WITNESSE	FIELD	060	---	025	-	ALPHA	---	---	---	*WITNESSES OF BURIAL*	

\*\* - END U/I NON-RETURNEE DEATH/BURIAL DATA PERIODIC SET \*\* FIELDS.

\*\*  
 \*\* - BEGIN KNOWN NON-RETURNEE COMMENTS FIELDS.

PSET26	FIELD	004	---	026	-	ALPHA	---	---	---	*PSET26 RECID*	
RETYPE	FIELD	002	---	026	-	ALPHA	---	---	---	*COMMENT CARD TYPE*	
RETSEQ	FIELD	002	---	026	-	ALPHA	---	---	---	*SEQUENCE NUMBER*	
RETRDT	FIELD	005	---	026	-	ALPHA	---	---	---	*SYSTEM DATE*	
RETRMTS	FIELD	055	---	026	-	ALPHA	---	---	---	*ADDITIONAL COMMENTS FIELD*	

\*\* - END KNOWN NON-RETURNEE COMMENTS FIELDS.

\*\* \*\* \*\* \*\* \*\*  
 \*\* - BEGIN UNKNOWN AND NCHATCH NON-RETURNEE COMMENTS AND.

PSET27	FIELD	004	---	027	-	ALPHA	---	---	---	*PSET27 RECID*	
RETYPE	FIELD	002	---	027	-	ALPHA	---	---	---	*COMMENT CARD TYPE*	
RESEQ	FIELD	002	---	027	-	ALPHA	---	---	---	*SEQUENCE NUMBER*	

\*\* - ALL NON-DEREP COMMENTS FIELDS.



\*\*\*\*\* NIPS 360 FFS FILE STRUCTURE JOB \*\*\*\*\*

FILE NAME- NAPWWW DATE- 73242

\*\* SOURCE STATEMENT LIST \*\*

FLD/G-P STATEMENT FIELD SPEC SET FET. WCODE INPUT OUTPUT EDIT FIELD/GROUP/VAR. SFT THE FLAG \*\* MARKS  
 NAME OPERATOR SIZE USE NO. LOGIC SURRT SURRT SURRT NAME LABEL (CHARS 1-60) NOTE STATEMENTS

\*\* - BEGIN CONFINEMENT CHRONOLOGY REPORT.

\*DATE OF CAPTURE - YYMMDD\*

\*DATE QUALIFIER\*

\*CAPTOR AFFILIATION\*

\*COUNTRY OF CAPTURE\*

\*LATITUDE OF CAPTURE\*

\*LONGITUDE OF CAPTURE\*

\*UTM OF CAPTURE\*

\*\* \*\* \*\* \*\* \*\*

\*CAMP NAME\*

\*CAMP NICKNAME1\*

\*CAMP NICKNAME2\*

\*LOCATION WITHIN CAMP/CAMP NICKNAME 3\*

\*BEGIN DATE OF CONFINEMENT - YYMMDD\*

\*END DATE OF CONFINEMENT - YYMMDD\*

\*DATE QUALIFIER\*

\*PLACE\*

\*COUNTRY\*

\*CAMP LATITUDE\*

\*CAMP LONGITUDE\*

\*\*\*\*\* NIPS 360 FFS FILE STRUCTURE JOB \*\*\*\*\*

FILE NAME- NAPWWH DATE- 73242

\*\* SOURCE STATEMENT LIST \*\*

FLD/GPP NAME	STATEMENT OPERATOR	FIELD SIZE	SPEC USE	SET NO.	RET. LOGIC	MODE	INPUT SUBRT	OUTPUT SUBRT	EDIT NAME	FIELD/GROUP/VAR.SET LABEL (CHARS 1-60)	THE FLAG ** MARKS NOTE STATEMENTS
DCCMUTM	FIELD	008	---	031	-	ALPHA	---	---	---	*CAMP UTM*	
DCCMTYP	FIELD	001	---	031	-	ALPHA	---	---	---	*CAMP TYPE*	
DCCMCON	FIELD	020	---	031	-	ALPHA	---	---	---	*CAMP CONTROLLED BY*	
DCCMCAP	FIELD	004	---	031	-	ALPHA	---	---	---	*CAMP CAPACITY*	
DCCMCAQ	FIELD	001	---	031	-	ALPHA	---	---	---	*CAMP CAPACITY QUALIFIER*	
DCCUSPW	FIELD	003	---	031	-	ALPHA	---	---	---	*NUMBER OF US PRISONERS HELD*	
DCCPWQ	FIELD	001	---	031	-	ALPHA	---	---	---	*NUMBER OF US PRISONERS HELD QUALIFIER*	
DCCMSIZ	FIELD	007	---	031	-	ALPHA	---	---	---	*CAMP AREA*	
DCCMNBH	FIELD	002	---	031	-	ALPHA	---	---	---	*NUMBER OF BUILDINGS*	
DCCMDFU	FIELD	006	---	031	-	ALPHA	---	---	---	*DATE FIRST USED*	
DCCMDLU	FIELD	006	---	031	-	ALPHA	---	---	---	*DATE LAST USED*	

\*\* - END CONFINEMENT CHRONOLOGY REPORT.

ENDFS

APPENDIX C  
LOGIC STATEMENTS



APPENDIX C

LOGIC STATEMENTS

The following summary of each logic statement is listed below:

<u>Report Title</u>	<u>Logic Statement ID</u>	<u>Updated Data Fields</u>
RCVRY	A01	Recovery Place Recovery Country Data-Time Group Physical Condition of Returnee
RCVRY	A02	Remarks on Medical Condition
MSGDAT	A03	Message Type for Name KNOWN Message Originator Date-Time Group of Message
MSGDAT	A04	Message Type for Name Unknown/No Match Message Originator Date-Time Group of Message
NONRET	A10	Name of Known Non-Returnee Rank of Known Non-Returnee Branch of Service of Known Non-Returnee
NONRET	A11	Two Nicknames for Known Non-Returnee
NONRET	A12	Date of Last Information Date Qualifier Source of Information Last Known Status of Known Non-Returnee
NONRET	A13	Camp Name Where Known Non-Returnee Seen Two Nicknames for Camp
NONRET	A14	Name or City Where Camp Located Country Where Camp Located Distance from Place Direction from Place Location Within Camp Physical Condition Code
NONRET	A15	Crew/Duty Position of Known Non-Returnee

<u>Report Title</u>	<u>Logic Statement ID</u>	<u>Updated Data Fields</u>
		Unit/Organization Assigned Last Duty Station
NONRET	A16	Comments on Physical Condition
NONRET	A17	Details of Last Contact
NONRET	A18	General Comments
BURIAL	A20	Date of Death for Name Unknown/No Match Date Qualifier
BURIAL	A21	Circumstances of Death
BURIAL	A22	Witness of Death
BURIAL	A23	Date of Burial Date Qualifier Place of Burial Country of Burial Distance from Place Direction from Place Latitude Longitude
BURIAL	A24	Camp Name Where Deceased Two Camp Nicknames
BURIAL	A25	Disposition of Remains Headstone Inscription
BURIAL	A26	Map Type Map Series Map Sheet Number Map Scale UTM Coordinates
BURIAL	A27	Items Buried with Deceased
BURIAL	A28	Witnesses of Burial
BURIAL	A29	Details of Last Contact
ASSMNT	A31	Report Number Debriefers Name Debriefers Rank

<u>Report Title</u>	<u>Logic Statement ID</u>	<u>Updated Data Fields</u>
		Report Date
ASSMNT	A32	Conditions of Release
ASSMNT	A33	Comments on Debriefing Status
ASSMNT	A35	Assessment of Returnee
ASSMNT	A37	Additional Comments
MEDICL	A40	Physician's Name Physician's Rank Date of Examination Place of Examination
MEDICL	A41	Diagnosis/Prognosis
MEDICL	A42	Hospital Assignment Considerations
MEDICL	A43	Other Pertinent Factors
CLARFY	A50	Unknown/No Match Non-Returnee Identifier Precapture Page Number DIA Photo Volume Post Capture Page Number DIA Photo Volume Identity Verification Revised to Known Non-Returnee Identifier
PHOTO	A57	Unidentified Picture Number Comments on Unidentified Picture
CONFIN	A60	Date of Capture Date Qualifier Captor Affiliation Country of Capture Latitude of Capture Longitude of Capture UTM Coordinates
CONFIN	A61	Beginning Date of Confinement Ending Date of Confinement Date Qualifier Camp Name
CONFIN	A62	Three Nicknames for Camp

<u>Report Name</u>	<u>Logic Statement ID</u>	<u>Updated Data Fields</u>
CONFIN	A63	Camp Place Camp Country Latitude of Camp Longitude of Camp Camp UTM Coordinates Camp Type Date Camp First Used Date Camp Last Used
CONFIN	A64	Camp Controlled by Camp Capacity Camp Capacity Qualifier Number of U.S. Prisoners Held Number Qualifier Camp Area Size Number of Buildings
CONFIN	A65	Identification/Location Remarks on Camp Confinement Chronology
CONFIN	A66	Additional Comments on Camp Confinement
CASUNM	A70	Reported Name of Unknown/No Match Non-Returnee Three Nicknames
CASUNM	A71	Date of First Information Date Qualifier Date of Last Information Date Qualifier Source of Information Last Known Status
CASUNM	A72	Camp Name Where Unknown/No Match Non-Returnee Seen Two Camp Nicknames
CASUNM	A73	Name or City where Camp Located Country Where Camp Located Distance from Place Direction from Place Location Within Camp Physical Condition Code
CASUNM	A74	Personal Authenticator Number of Unknown/ No Match Non-Returnee Crew/Duty Position

<u>Report Name</u>	<u>Logic Statement ID</u>	<u>Updated Data Fields</u>
		Aircraft/Vehicle Unit/Organization Assigned Last Duty Station
CASUNM	A75	Date of Capture Date Qualifier Others Who Have Seen Non-Returnee
CASUNM	A76	Nationality Marital Status Race Age Height Weight Complexion Eye Color Hair Color
CASUNM	A77	Place of Birth Hometown Home State
CASUNM	A78	Marks and Scars
CASUNM	A79	Injuries
CASUNM	A80	Comments on Next-of-Kin
CASUNM	A81	Comments on Physical Condition
CASUNM	A82	Details of Last Contact
CASUNM	A83	Other Descriptive Information
CASUNM	A84	Distinctive Habits
CASUNM	A85	Foreign Language Capability
CASUNM	A86	General Comments
CLARFY	A87	Incorrect Known Non-Returnee Identifier Precapture Page Number DIA Photo Volume Post Capture Page Number DIA Photo Volume Identity Verification Corrected Known Non-Returnee Identifier

<u>Report Name</u>	<u>Logic Statement ID</u>	<u>Updated Data Fields</u>
NRBURY	A90	Date of Death of Known Non-Returnee Date Qualifier
NRBURY	A91	Circumstances of Death
NRBURY	A92	Witnesses of Death
NRBURY	A93	Burial Date Date Qualifier Burial Place Burial Country Direction from Place/Burial Distance from Place/Burial Latitude of Burial Longitude of Burial
NRBURY	A94	Camp Name Two Camp Nicknames
NRBURY	A95	Disposition of Remains Headstone Inscription
NRBURY	A96	Burial Map Type Burial Map Series Burial Map Sheet Number Burial Map Scale UTM Coordinates of Burial
NRBURY	A97	Items Buried with Deceased
NRBURY	A98	Witness of Burial
NRBURY	A99	Details of Last Contact

DEREP LOGIC STATEMENTS

<u>Report Name</u>	<u>Logic Statement ID</u>	<u>Updated Data Fields</u>
RPTG	B12	First Mistreatment Type Second Type of Mistreatment Third Type of Mistreatment Mistreated Person Rank of Mistreated Person Service of Mistreated Person

<u>Report Name</u>	<u>Logic Statement ID</u>	<u>Updated Data Fields</u>
		DIA Record Identification of Mistreated Person Source of Information Mistreatment Begin Date Mistreatment End Date Mistreatment Date Qualifier Captivity Phase Captivity Place Country of Captivity Camp Name Camp Nicknames/Location Within Camp Frequency of Mistreatment Duration of Mistreatment Reason for Mistreatment Results of Mistreatment Party Inflicting Mistreatment Change Indicator Audio Tape Identifier Audio Tape Begin Point Audio Tape End Point DEREK Message Data-Game Group
RPTG	B13	Type of Propaganda Propaganda Event Begin Date Propaganda Event End Date Propaganda Event Date Qualifier Captivity Phase Captivity Place Country of Captivity Camp Name Camp Nicknames/Location Within Camp Propaganda Event Frequency First Year of Captivity Second Year of Captivity Third Year of Captivity Fourth Year of Captivity Fifth Year of Captivity Sixth Year of Captivity Seventh Year of Captivity Eighth Year of Captivity Ninth Year of Captivity Tenth Year of Captivity Size of PW Group Involved in Propaganda Event Size of PW Group Qualifier Propaganda Event Taped Indicator Propaganda Event Filmed Indicator First Type of Coercion

<u>Report Name</u>	<u>Logic Statement ID</u>	<u>Updated Data Fields</u>
		Second Type of Coercion Third Type of Coercion Fourth Type of Coercion Fifth Type of Coercion Foreign Press Participation Results of Foreign Press Participation Change Indicator Audio Tape Identifier Audio Tape Begin Point Audio Tape End Point DEREK Message Data-Time Group
RPTG	B14	Name of Enemy Personnel Rank of Enemy Personnel First Nickname Second Nickname Third Nickname Nationality of Enemy Personnel Affiliation of Enemy Personnel DIA Photo References for Enemy Personnel Role/Capacity of Enemy Personnel Source of Information Frequency of Contact With Enemy Personnel Date of Last Contact With Enemy Personnel Last Contact Data Qualifier Place of Last Contact Country of Last Contact Camp Name Camp Nicknames/Location Within Camp Change Indicator Audio Tape Identifier Audio Tape Begin Point Audio Tape End Point DEREK Message Data-Time Group
RPTG	B15	Type of Enemy Intelligence Activity Last Date of Enemy Intelligence Activity Last Date Qualifier Frequency of Enemy Intelligence Activity First Year of Enemy Intelligence Activity Second Year of Enemy Intelligence Activity Third Year of Enemy Intelligence Activity Fourth Year of Enemy Intelligence Activity Fifth Year of Enemy Intelligence Activity Sixth Year of Enemy Intelligence Activity



<u>Report Name</u>	<u>Logic Statement ID</u>
--------------------	---------------------------

Updated Data Fields

Seventh Year of Enemy Intelligence Activity  
 Eighth Year of Enemy Intelligence Activity  
 Ninth Year of Enemy Intelligence Activity  
 Tenth Year of Enemy Intelligence Activity  
 Captivity Phase  
 Captivity Place  
 Country of Captivity  
 Source of Information  
 Camp Name  
 Camp Nicknames/Location Within Camp  
 Identification of First Enemy Personnel  
 Identification of Second Enemy Personnel  
 Identification of Third Enemy Personnel  
 Size of PW Group  
 Size of PW Group Qualifier  
 First U.S. Personnel -  
 Second U.S. Personnel  
 Third U. S. Personnel  
 Fourth U. S. Personnel  
 Details of Enemy Intelligence Activity  
 Change Indicator  
 Audio Tape Identifier  
 Audio Tape Begin Point  
 Audio Tape End Point  
 DEREK Message Data-Time Group

RPTG

B16

Last Mission Date  
 Time of Loss  
 Last Mission Type  
 Target Type  
 Aircraft Type  
 Crew Position  
 First Reason for Aircraft Loss  
 Second Reason for Aircraft Loss  
 Third Reason for Aircraft Loss  
 Place of Aircraft Loss  
 Country of Aircraft Loss  
 Latitude of Aircraft Loss  
 Longitude of Aircraft Loss  
 Distance from Place of Loss  
 Direction from Place of Loss  
 First Type of Shootdown Injury  
 Second Type of Shootdown Injury  
 Third Type of Shootdown Injury  
 Fourth Type of Shootdown Injury  
 Fifth Type of Shootdown Injury  
 Method of Aircraft Egress  
 Radio Contact

<u>Report Name</u>	<u>Logic Statement ID</u>	<u>Updated Data Fields</u>
		Search and Rescue Effort Reasons for Search and Rescue Failure Period of Evasion Reasons for Evasion Failure Date of Capture Place of Capture Country of Capture Distance from Place of Capture Direction from Place of Capture Latitude of Capture Longitude of Capture Captor Affiliation Change Indicator Audio Tape Identifier Audio Tape Begin Point Audio Tape End Point DEREK Message Data-Time Group
RPTC	B17	Type of Illness/Injury Frequency of Illness/Injury Duration of Illness/Injury Date of Injury/Last Illness Last Date Qualifier Treatment Provided by Captivity Phase Place of Medical Treatment Country of Medical Treatment Camp Name Camp Nicknames/Location Within Camp Hospital Name Duration of Medical Treatment Quality of Medical Treatment Medical Procedures/Tests Symptoms of Illness/Cause of Injury First Type of Medication Second Type of Medication Third Type of Medication Fourth Type of Medication Other Medical Treatment Results of Medical Treatment Change Indicator Audio Tape Identifier Audio Tape Begin Point Audio Tape End Point DEREK Message Data-Time Group

After the initial information was input into the file, messages arrived correcting some misidentification and also identifying some previously reported unknown and no-match individuals. An A50 or A87 card was punched and processed through the logic statement. A magnetic tape was output and reinput through the Change (C01, C02, C03) logic statement to move the data from the incorrect to the correct record.

<u>Report Name</u>	<u>Logic Statement ID</u>	<u>Updated Data Fields</u>
CHANGE	C01	New DIA ID Returnee DIA ID Returnee Name Non-returnee Reported Name Nicknames Rank/Grade Service Crew/Duty Position Aircraft/Vehicle Unit/Organization Assigned Last Duty Station Date of Last Information Date of Last Information Qualifier Source of Information Status Camp Name Camp Nickname 1 Camp Nickname 2 Location Within Camp Place Name Country Distance from Place Direction from Place Physical Condition Code Photo Identity Verification Page No - DIA Precapture Photo Volume ID No - DIA Post-capture Photo Volume Previously Reported DIA ID
CHANGE	C02	New DIA ID Returnee DIA ID Returnee Name Date of Death Date of Death Qualifier Disposition of Remains Date of Burial Date of Burial Qualifier Circumstances of Death Witnesses of Death Place of Burial

<u>Report Name</u>	<u>Logic Statement ID</u>	<u>Updated Data Fields</u>
		Country of Burial Distance from Place Direction from Place Latitude of Burial Longitude of Burial Camp Name Camp Nickname 1 Camp Nickname 2 Camp Nickname 3 Map Type Map Series Sheet Number Map Scale UTM Coordinates of Burial Items Buried with Deceased Headstone Inscription Witnesses of Burial
CHANGE	CØ3	New DIA ID Returnee DIA ID Comment Card Type Sequence Number System Date Comments
PMCREW	CREW	Name of Crew Member Current Status of Crew Member Crew Position of Crew Member DIA RECID of Crew Member
DODCAS	OSD	Name Service Country of Incident Casualty Group Process Date Social Security Number Current Rank Date of Incident Home of Record Date of Birth Cause of Casualty Race Religious Preference
PACAF	A	Organization Assigned Crew Position Personnel Authenticator Number Aircraft Tail Number Mission Type

<u>Report Name</u>	<u>Logic Statement ID</u>	<u>Updated Data Fields</u>
		Target PACAF Index File Page Number Survival Training Course Number Survival Training Course Date
PACAF	B	Survival Training Course Location SAR Attempt Survival Evidence Captivity Evidence Aircraft Type Last Duty Station
PMSEAX	AAA	RECID Name Serial Number Rank at Loss Current Rank Service Date of Incident Time of Incident Country of Loss Latitude Longitude Status Date of Birth Place of Birth Height in Inches Weight Hair Color Eye Color Race Nationality Aircraft Crew Member First Name Middle Name
NOKDAT	NNN	Name NOK Relationship Status Current Status Status Country Where Lost Relationship Code Name of Relative Number of Children-Primary NOK Address of Relative CAS Assistance Base for Relative

<u>Report Name</u>	<u>Logic Statement ID</u>	<u>Updated Data Fields</u>
		Hospital Assignment for Returnee Number of Sets of Relatives
NAVHOS	/	Name Current Rank Date of Incident Country of Loss Status
NAVHOT	NN	Assistance Base for Relative Date of Birth Height Weight Religious Preference Hospital Assignment
MCHOS	MCH	Name Country of Loss Status Hospital Assignment Current Rank

The following logic statements were designed for data cleanup purposes:

DELETE	DEL	Deletes an erroneous record in the data base.
DEL9	D09	Deletes an erroneous record in Periodic Set 9.
DEL9	D11	Deletes an erroneous record in Periodic Set 11.
DEL9	D13	Deletes an erroneous record in Periodic Set 13.
CRCMTS	D26	Deletes an erroneous record in Periodic Set 26.
CRCMTS	D27	Deletes an erroneous record in Periodic Set 27.
CRCMTS	D29	Deletes an erroneous record in Periodic Set 29.
UPDAT	T02	Updates an alpha field specified on the transaction card.
UPDAT	T03	Updates a numeric field specified on the transaction card.
NEWREC	NEW	Builds a new record in the data base.

## DATA CLEANUP LOGIC STATEMENTS

This transaction format is used in deleting an erroneous record in the data base.

<u>Columns</u>	<u>Data Field</u>
1- 3	'DEL'
4- 7	RECID
10-26	Name of PW/MIA/Returnee

This transaction format is used in deleting an erroneous record in Periodic Set 9.

<u>Columns</u>	<u>Data Field</u>
1- 3	'D09'
4- 7	RECID
8-12	Short Name of PW/MIA
13-16	PSET9 ID

This transaction format is used in deleting an erroneous record in Periodic Set 11.

<u>Columns</u>	<u>Data Field</u>
1- 3	'D11'
4- 7	RECID
8-12	Short Name of Returnee
13-16	PSET11 ID

This transaction format is used in deleting an erroneous record in Periodic Set 13.

<u>Columns</u>	<u>Data Field</u>
1- 3	'D13'
4- 7	RECID
8-12	Short Name of Returnee
13-16	PSET13 ID

This transaction format is used in deleting an erroneous record in Periodic Set 26.

<u>Columns</u>	<u>Data Field</u>
1- 3	'D26'
4- 7	RECID
8-12	Short Name of PW/MIA
13-16	PSET26 ID
17-18	Comment Type
19-20	Comment Sequence Number
21-26	First Five Characters of Comment to be Deleted

This transaction format is used in deleting an erroneous record in Periodic Set 27.

<u>Columns</u>	<u>Data Field</u>
1- 3	'D27'
4- 7	RECID
8-12	Short Name of Returnee
13-16	Pset27 ID
17-18	Comment Type
19-20	Comment Sequence Number
21-26	First Five Characters of Comment to be Deleted

This transaction format is used in updating an alpha field in the Fixed Set.

<u>Columns</u>	<u>Data Field</u>
1- 3	'T02'
4- 7	RECID
9-13	Short Name of PW/MIA/Returnee
16-22	Name of Field to be Changed
24-76	Change Data
77-80	Change RECID if Needed

This transaction format is used in updating a numeric field in the Fixed Set.

<u>Columns</u>	<u>Data Field</u>
1- 3	'T03'
4- 7	RECID
9-13	Short Name of PW/MIA/Returnee
16-22	Name of Field to be Changed
24-29	Change Data



This transaction format is used in building records in the data base.

<u>Columns</u>	<u>Data Field</u>
1- 3	'NEW'
4- 7	New RECID
8	Blank
10-35	New Name
37-38	Branch of Service
40	Status
42-43	Rank
45-46	Country of Loss
48-49	Year of Loss
50-51	Month of Loss
52-53	Day of Loss
56-69	Service Number
70	NVN/Laos Return List Indicator
79-80	Crew Position

JCL FOR TRANSACTIONS UPDATE  
TO THE NAPWWW FILE (NIPS)

```
// EXEC XFM,SAM=NAPWWW,SAMOUT=,RCN=220K,PARM='PBSIZE=99K',  
// LIB=NAPWW,VLIB='(PRIVATE,,SER=013REM),  
// VSAM='(PRIVATE,,SER=INININ)',VSMOUT='SER=OUTOUT'  
//FM.SYSIN DD *
```

```
* $FMS/UPD,NAPWWW,RCVRY,,TAPE,CARD  
(input cards are inserted here)
```

```
/*
```

\* The report name corresponding to the type of transaction to be processed must be inserted on the FMS card. Report name RCVRY is used here for purposes of illustration only.

Occasionally, a returnee will report contact with another prisoner, not realizing that the other individual has already returned. Therefore, all information entered on A10-A18 transaction cards will be put on mag tape (NAPWFZZ) and not entered onto the master file (NAPWWW).

The information is stored on mag tape in 80 position input card image format with the 26-position returnee name appended to the end of the card image resulting in a 106 position record.

```
// EXEC XFM,SAM=NAPWWW,SAMOUT=,RCN=220K,PARM='PBSIZE=99K',  
// LIB=NAPWW,VLIB='(PRIVATE,,SER=013REM)'  
// VSAM='(PRIVATE,,SER=INININ)',VSMOUT='SER=OUTOUT'  
//FM.AUX1 DD DSN=NAPWFZZ,UNIT=TAPE9,DISP=(MOD,CATLG),  
// DCB=(RECFM=F,LRECL=106,BLKSIZE=106)  
//FM.SYSIN DD *  
$FMS/UPD,NAPWWW,CASNKN,,TAPE,CARD  
(input cards are inserted here)  
/*
```

When a returnee cannot identify a prisoner and later, by way of photos and other information, identifies him, an A50 transaction card is made. Also, when a returnee incorrectly identifies a prisoner and later corrects his identification, an A87 transaction card is made. These cards pull the data from the periodic set where it was placed onto tape (NAPWCHNG).

```
// EXEC XFM,SAM=NAPWWW,SAMOUT=,RCN=220K,PARM='PBSIZE=99K',  
// LIB=NAPWW,VLIB='(PRIVATE,,SER=013REM)',  
// VSAM='(PRIVATE,,SER=INININ)',VSMOUT='SER=OUTOUT'  
//FM.AUX1 DD DSN=NAPWCHNG,UNIT=2400,DISP=(,CATLG),LABEL=(,SL),  
// DCB=(RECFM=FB,LRECL=475,BLKSIZE=4750),VOL=SER=XXXXXX  
//FM.SYSIN DD *  
$FMS/UPD,NAPWWW,CLARFY,,TAPE,CARD  
(input cards are inserted here)  
/*
```

The information on NAPWCHNG is in the C01, C02, C03 logic statement format. This data is then placed in its correct periodic set.

```
// EXEC XFM,SAM=NAPWWW,SAMOUT=,RGN=220K,PARM='PFSIZE=99K',  
// LIB=NAPWW,VLIB='(PRIVATE,,SER=013REM)',  
// VSAM='(PRIVATE,,SER=INININ)',VSMOUT='SER=OUTOUT'  
//FM.TRANS DD DSN=NAPWCHNG,DISP=(OLD,KEEP)  
//FM.SYSIN DD *  
$FMS/UPD,NAPWWW,CHANGE,,TAPE,TAPE  
/*
```

RECORD FORMATS ON NAPWCHNG TAPE

REPORT NAME CHANGE

<u>Columns</u>	<u>Data Description</u>
1- 3	'CØ1'
4- 7	RECID
8- 11	Returnee RECID
12- 16	Returnee Short Name
17- 42	Returnee Full Name
43- 68	Non-Returnee Reported Name
69- 79	Nickname 1
80- 90	Nickname 2
91- 92	Rank/Grade
93- 94	Branch of Service
95- 96	Crew/Duty Position
97-102	Aircraft/Vehicle
103-116	Unit/Organization Assigned
117-131	Last Duty Station
132-133	Year of Last Information
134-135	Month of Last Information
136-137	Day of Last Information
138	Date Qualifier
139-168	Information Source
169-170	Known Status
171-190	Camp Name
191-204	Camp Nickname 1
205-218	Camp Nickname 2
219-232	Location Within Camp
233-252	Place Name/City
253-254	Country Code
255-256	Distance from Place
257-259	Direction from Place
260	Physical Condition Code
261-270	Photo Identity Verification
271-274	Page No-DIA Precapture Photo Volume
275-278	ID No-DIA Post Capture Photo Volume
279-282	Old Identifier

RECORD FORMATS ON NAPWCHNG TAPE

(contd)

<u>Columns</u>	<u>Data Description</u>
1- 3	'CØ2'
4- 7	RECID
8- 11	Returnee RECID
12- 16	Returnee Short Name
17- 42	Returnee Full Name
43- 44	Year of Death
45- 46	Month of Death
47- 48	Day of Death
49	Date Qualifier
5Ø- 64	Disposition of Remains
65- 66	Year of Burial
67- 68	Month of Burial
69- 7Ø	Day of Burial
71	Date Qualifier
72-13Ø	Circumstances of Death
131-189	Witnesses of Death
19Ø-2Ø7	Place of Burial
2Ø8-2Ø9	Country of Burial
21Ø-214	Distance from Place
215-217	Direction from Place
218-224	Latitude of Burial
225-233	Longitude of Burial
234-252	Camp Name
253-267	Camp Nickname 1
268-282	Camp Nickname 2
283-297	Camp Nickname 3
298-3ØØ	Map Type
3Ø1-3Ø6	Map Series
3Ø7-313	Sheet Number
314-319	Map Scale
32Ø-327	UTM Coordinates of Burial
328-385	Items Buried with Deceased
386-415	Headstone Inscription
416-475	Witnesses of Burial

RECORD FORMATS ON NAPWCHNG TAPE

(contd)

<u>Columns</u>	<u>Data Description</u>
1- 3	'C03'
4- 7	RECID
8- 11	PSET 27 RECID
12- 13	Comment Card Type 1
14- 15	Sequence Number 1
16- 20	System Date 1
21- 75	Additional Comments Field 1
76- 77	Comment Card Type 2
78- 79	Sequence Number 2
80- 84	System Date 2
85-139	Additional Comments Field 2
140-141	Comment Card Type 3
142-143	Sequence Number 3
144-148	System Date 3
149-203	Additional Comments Field 3
204-205	Comment Card Type 4
206-207	Sequence Number 4
208-212	System Date 4
213-267	Additional Comments Field 4
268-269	Comment Card Type 5
270-271	Sequence Number 5
272-276	System Date 5
277-331	Additional Comments Field 5
332-333	Comment Card Type 6
334-335	Sequence Number 6
336-340	System Date 6
341-395	Additional Comments Field 6
396-397	Comment Card Type 7
398-399	Sequence Number 7
400-404	System Date 7
405-459	Additional Comments Field 7

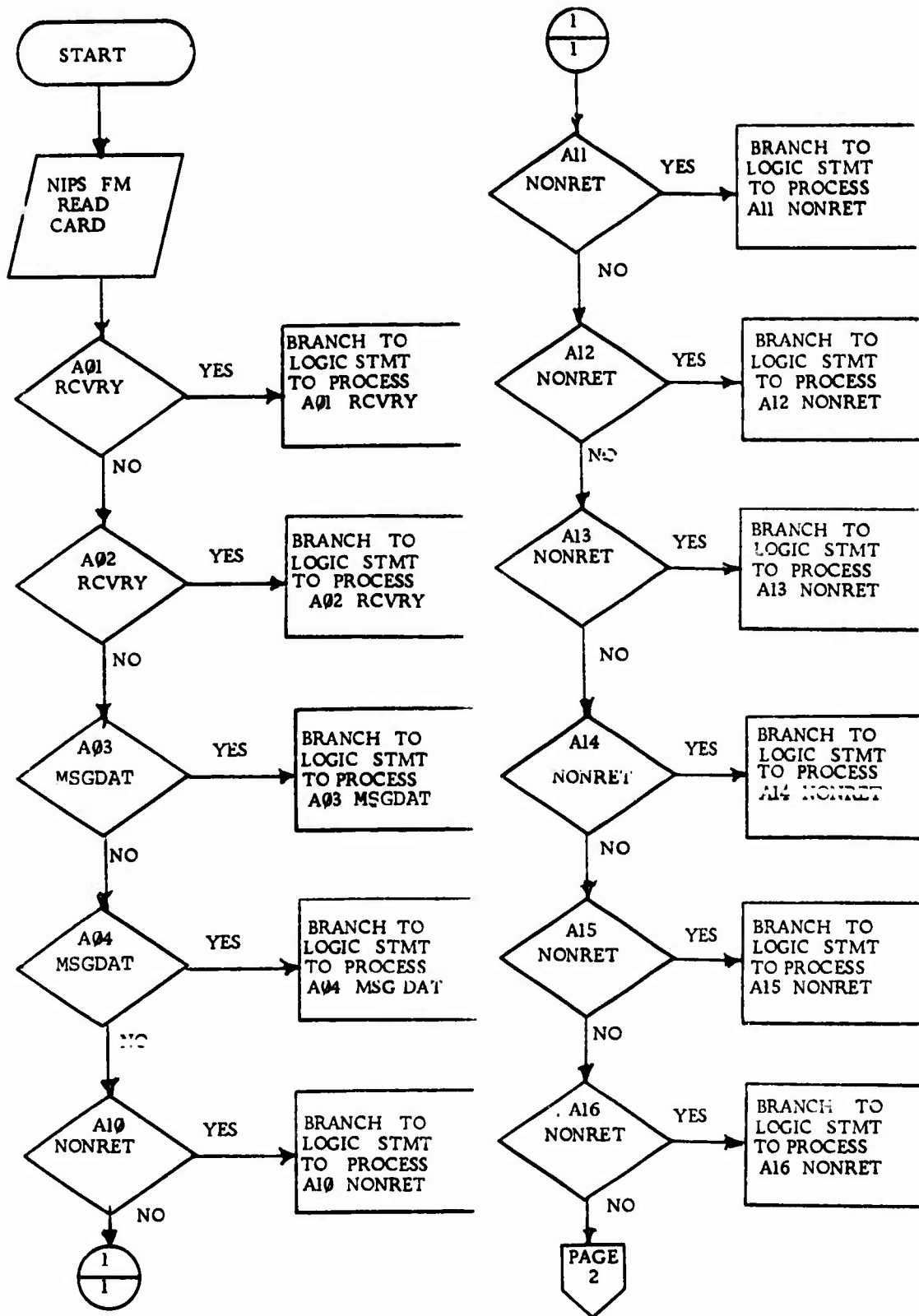


Figure 5. File Maintenance Routines

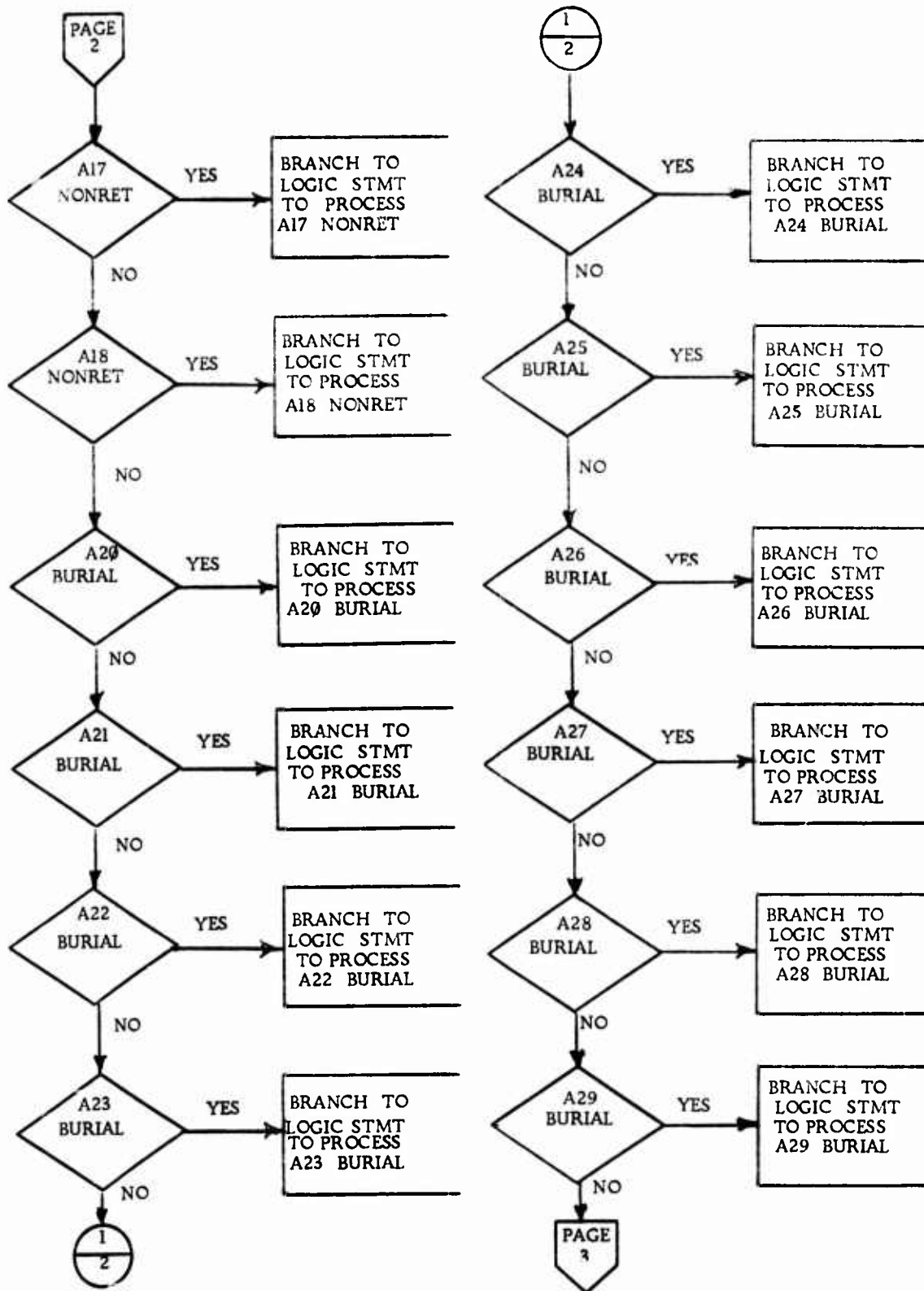


Figure 5. File Maintenance Routines (continued)



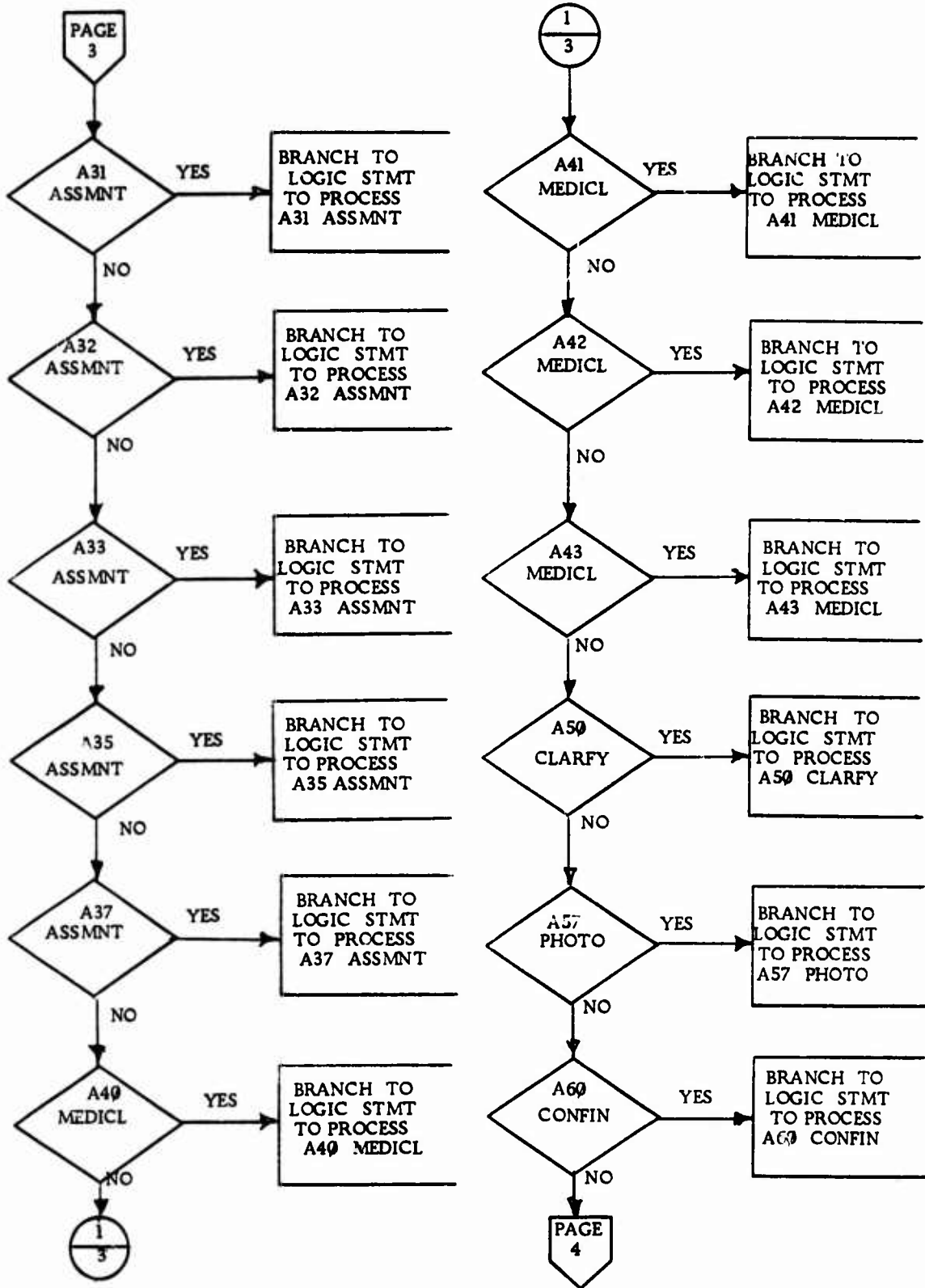


Figure 5. File Maintenance Routines (continued)

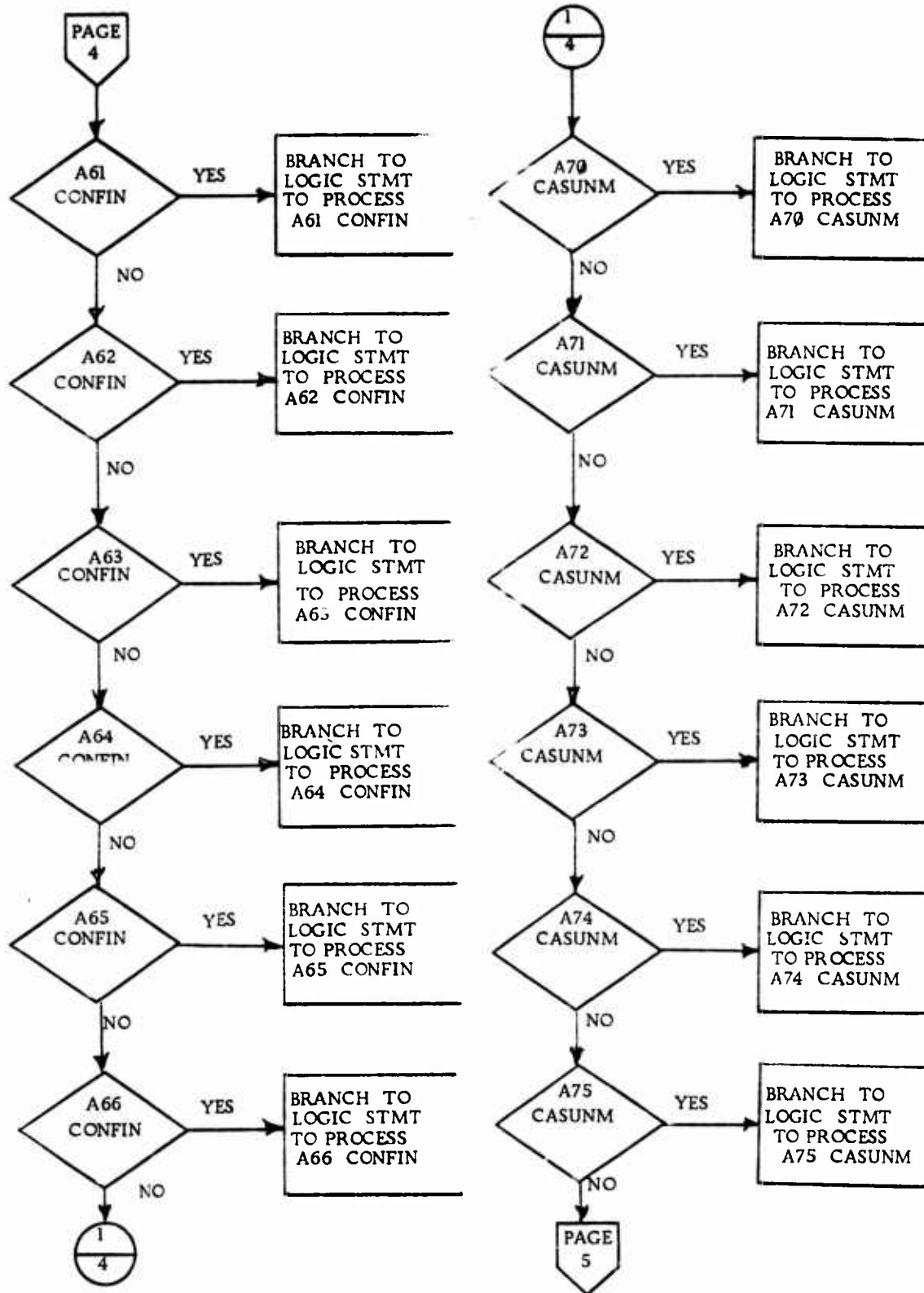


Figure 5. File Maintenance Routines (continued)

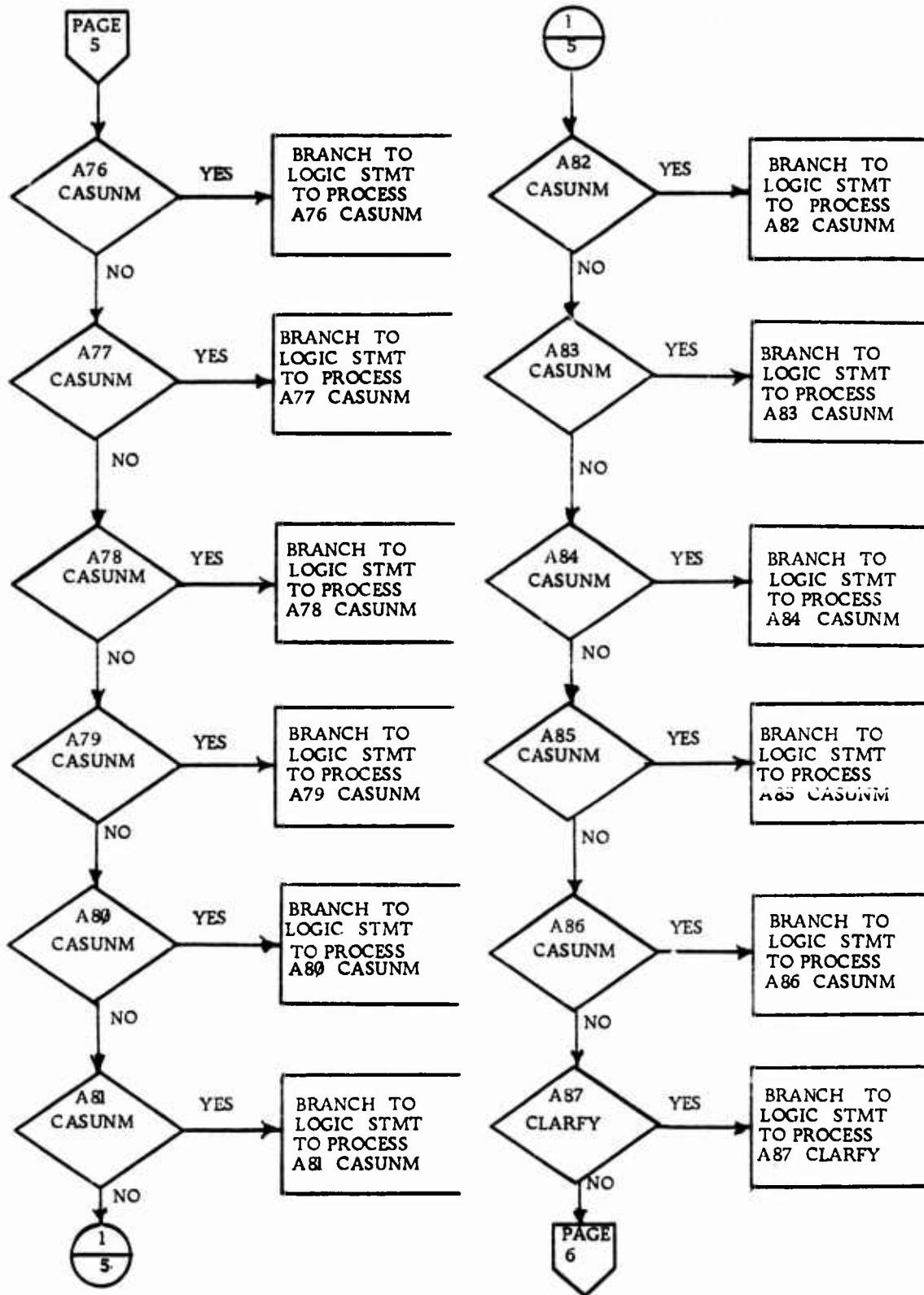


Figure 5. File Maintenance Routines (continued)

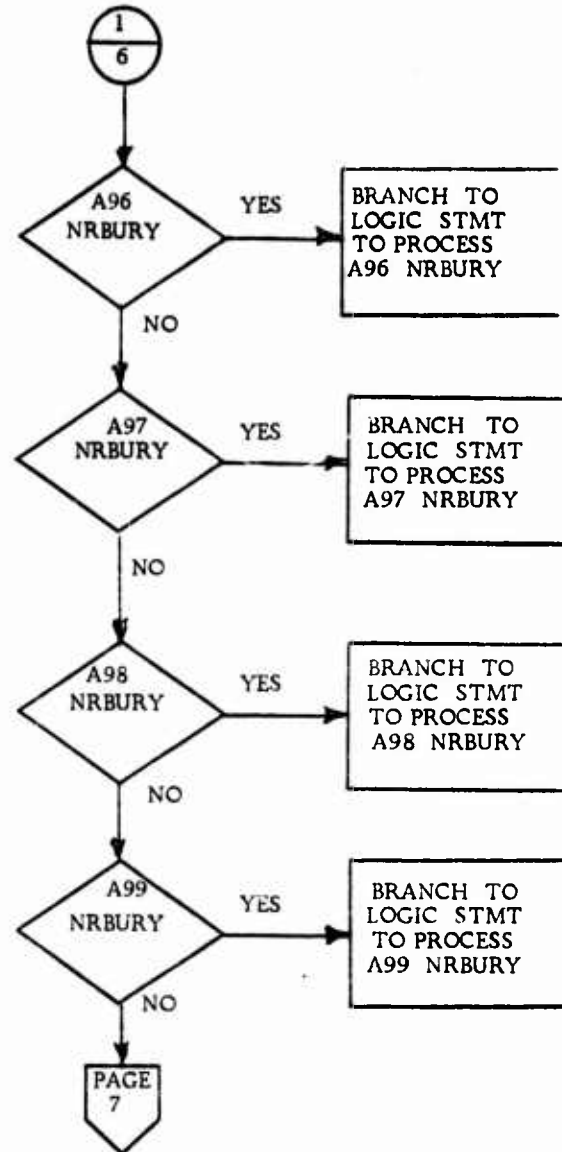
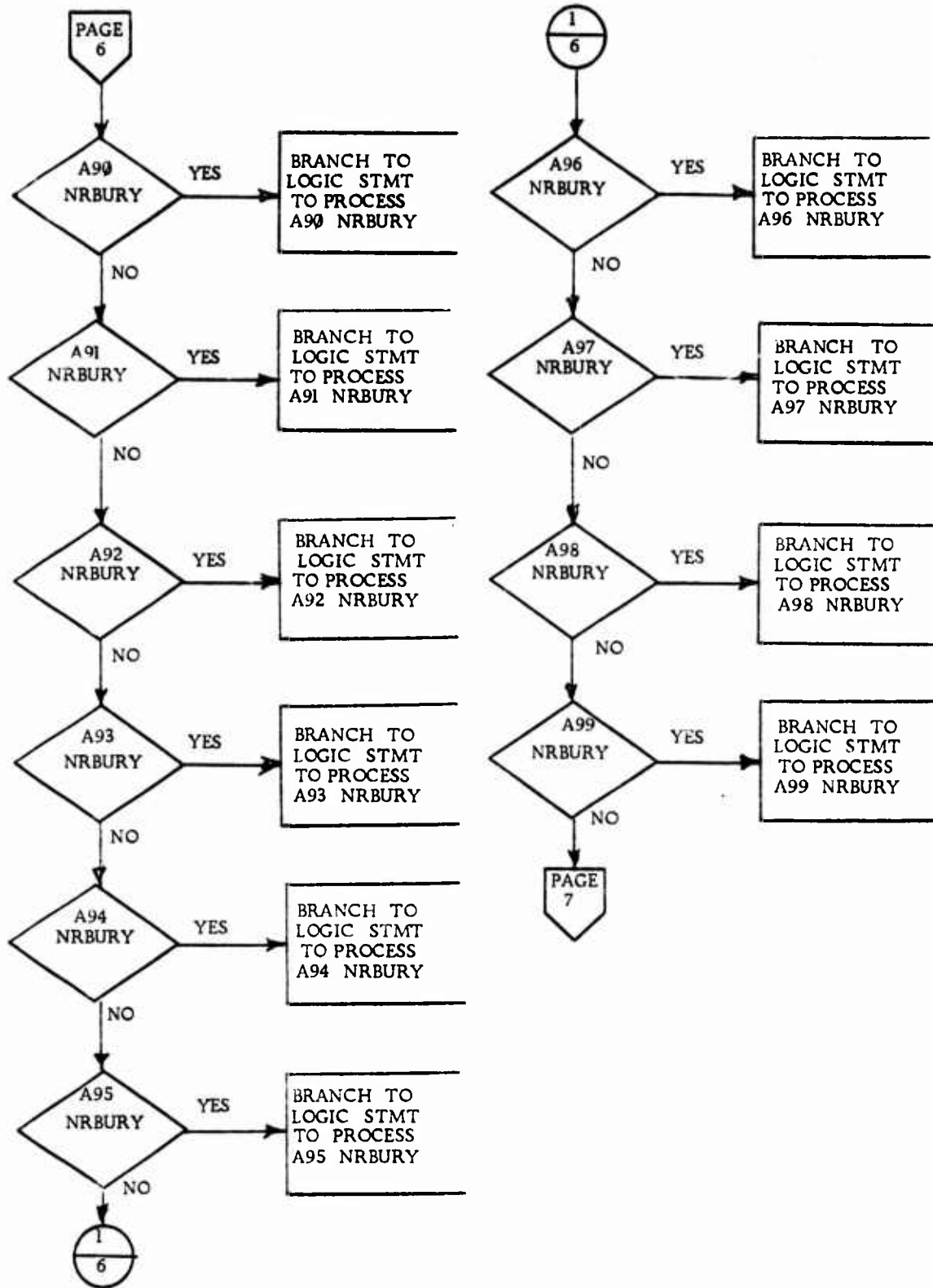


Figure 5. File Maintenance Routines (continued)

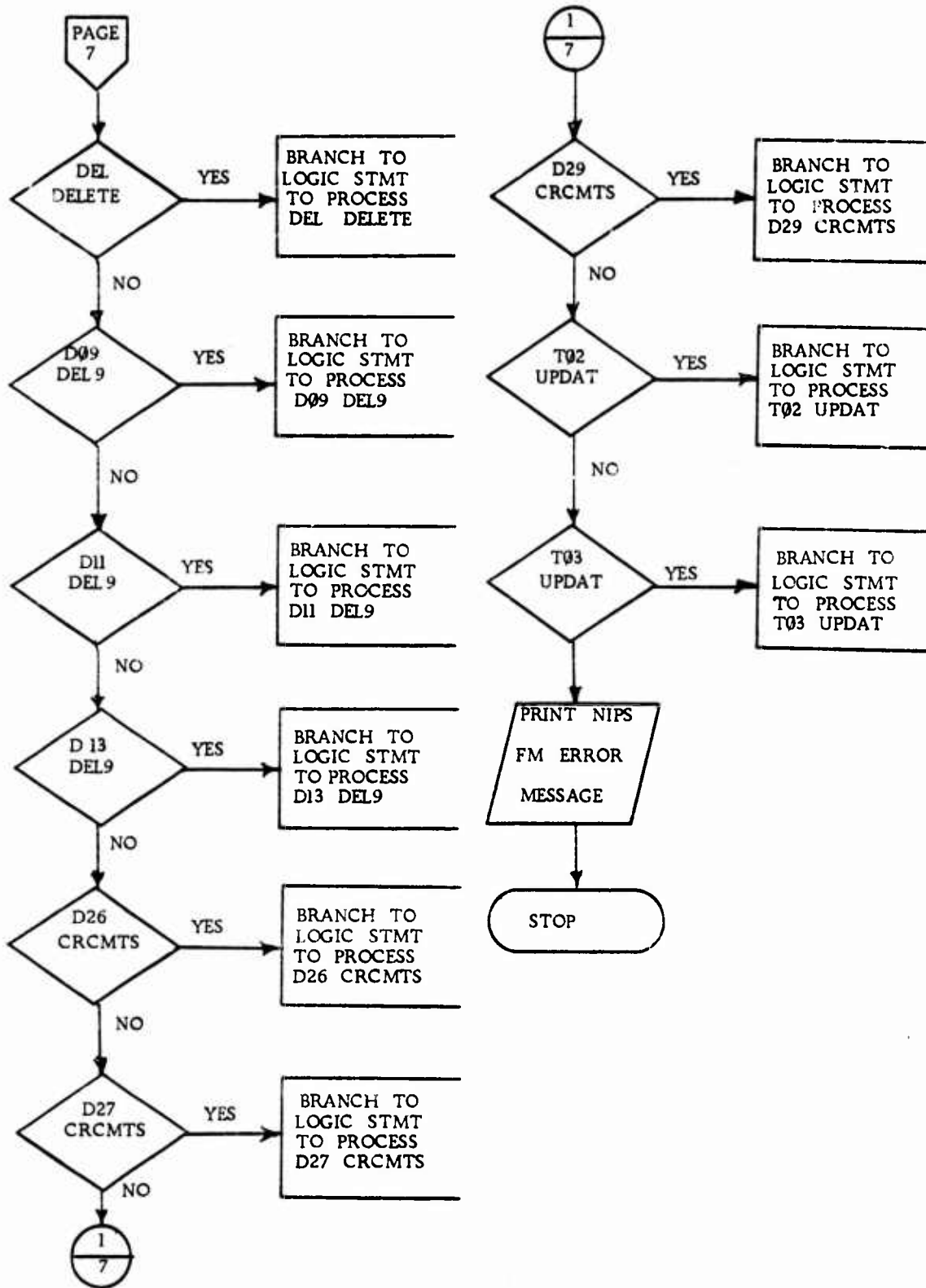


Figure 5. File Maintenance Routines (continued)

**APPENDIX D**  
**DIA PMSEA PREPROCESSOR**

PMSEA INPUT RECORD DESCRIPTION

ELEMENT NAME	TAPE LOCATION	SIZE	TYPE
Record-ID	1- 4	4	A/N
Name	5- 30	26	A/N
Serial Number	31- 44	14	A/N
Rank at Loss	45- 46	2	A/N
Current Rank	47- 48	2	A/N
Service	49- 50	2	A/N
Date of Incident	51- 56	6	A/N
Time of Loss	57- 67	11	A/N
Country	68- 69	2	A/N
Latitude	70- 76	7	A/N
Longitude	77- 84	8	A/N
Status	85- 86	2	A/N
Date of Birth	87- 92	6	A/N
Place of Birth	93-112	20	A/N
Height	113-114	2	A/N
Weight	115-117	3	A/N
Hair	118-119	2	A/N
Eye	120-121	2	A/N
Race	122-122	1	A/N
Nationality	123-124	2	A/N
Aircraft	125-130	6	A/N
Crew	131-310	180	A/N *
Other	311-312	2	A/N

\* CREW has 12 elements 15-characters long.

PMSEA OUTPUT TRANSACTION RECORD DESCRIPTION

ELEMENT NAME	TAPE LOCATION	SIZE	TYPE
Record-ID	1- 4	4	A/N
Name	5- 30	26	A/N
Serial Number	31- 44	14	A/N
Rank at Loss	45- 46	2	A/N
Current Rank	47- 48	2	A/N
Service	49- 50	2	A/N
Date of Incident	51- 56	6	A/N
Time of Loss	57- 67	11	A/N
Country	68- 69	2	A/N
Latitude	70- 76	7	A/N
Longitude	77- 84	8	A/N
Status	85- 86	2	A/N
Date of Birth	87- 92	6	A/N
Place of Birth	93-112	20	A/N
Height	113-114	2	A/N
Weight	115-117	3	A/N
Hair	118-119	2	A/N
Eye	120-121	2	A/N
Race	122-122	1	A/N
Nationality	123-124	2	A/N
Aircraft	125-130	6	A/N
Crew	131-310	180	A/N *
'AAA'	311-313	3	A/N
Blanks	314-315	2	A/N
First Name	316-325	10	A/N
Middle Name	326-335	10	A/N

\* CREW has 12 elements 15-characters long.



JCL STATEMENTS REQUIRED IN PROCESS OF THE DIA PMSEA  
TRANSLATOR AND NIPS FM JCL FOR UPDATING PMSEA DATA

```
// EXEC PGM=1EHPROGM
//SYSPRINT DD SYSOUT=A
//SYSIN DD *
  UNCATLG DSN=NAPWPMS
// EXEC PGM=DIAXLATE
//STEPLIB DD DSN=NAPWW,DISP=OLD
//SYSPRINT DD SYSOUT=A
//DATAIN DD UNIT=TAPE7,VOL=SER=INPUT,LABEL=(2,BLP),
// DISP=OLD,DCB=(RECFM=U,BLKSIZE=2000,DEN=2,TRTCH=C)
//PMUPDAT DD DSN=NAPWPMS,UNIT=2400,DISP=(,CATLG),
// DCB=(RECFM=FB,LRECL=335,BLKSIZE=3350)
// EXEC XFM,SAM=NAPWWW,SAMOUT=,LIB=NAPWW
//FM.TRANS DD DSN=NAPWPMS,DISP=OLD
//FM.SYSIN DD *
$FMS/UPD,NAPWWW,PMSEAX,,TAPE,TAPE
/*
```

DIA PMSEA DATA UPDATE SYSTEMS FLOW

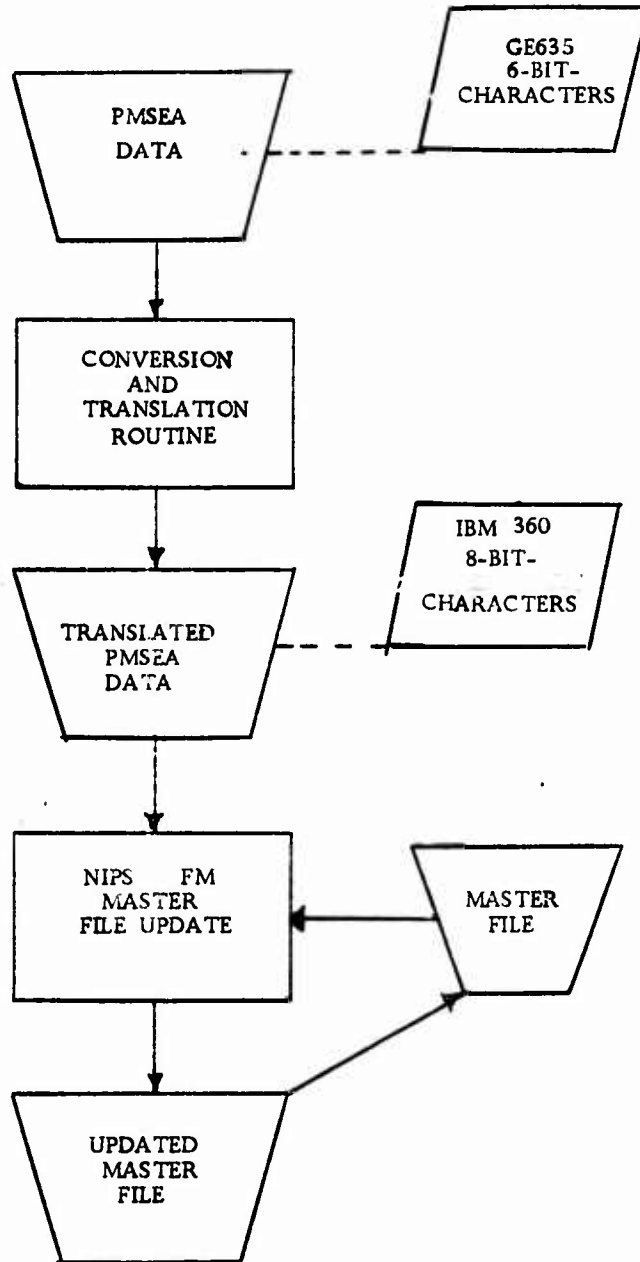


Figure 6. DIA PMSEA Data Update Systems Flow

DIA PMSEA TRANSLATOR LOGIC/DETAIL FLOW

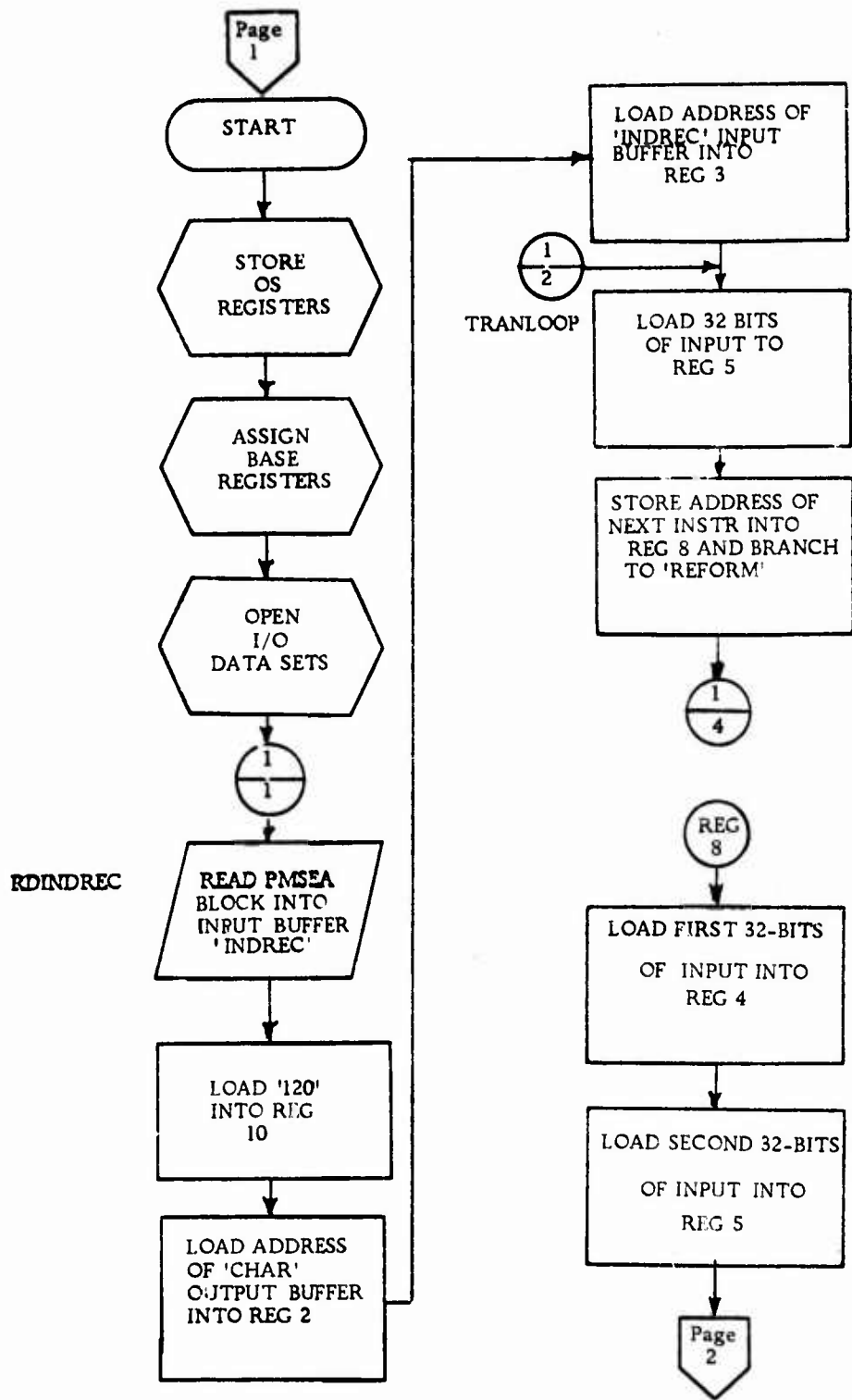


Figure 7.. DIA PMSEA Translator Logic/Detail Flow

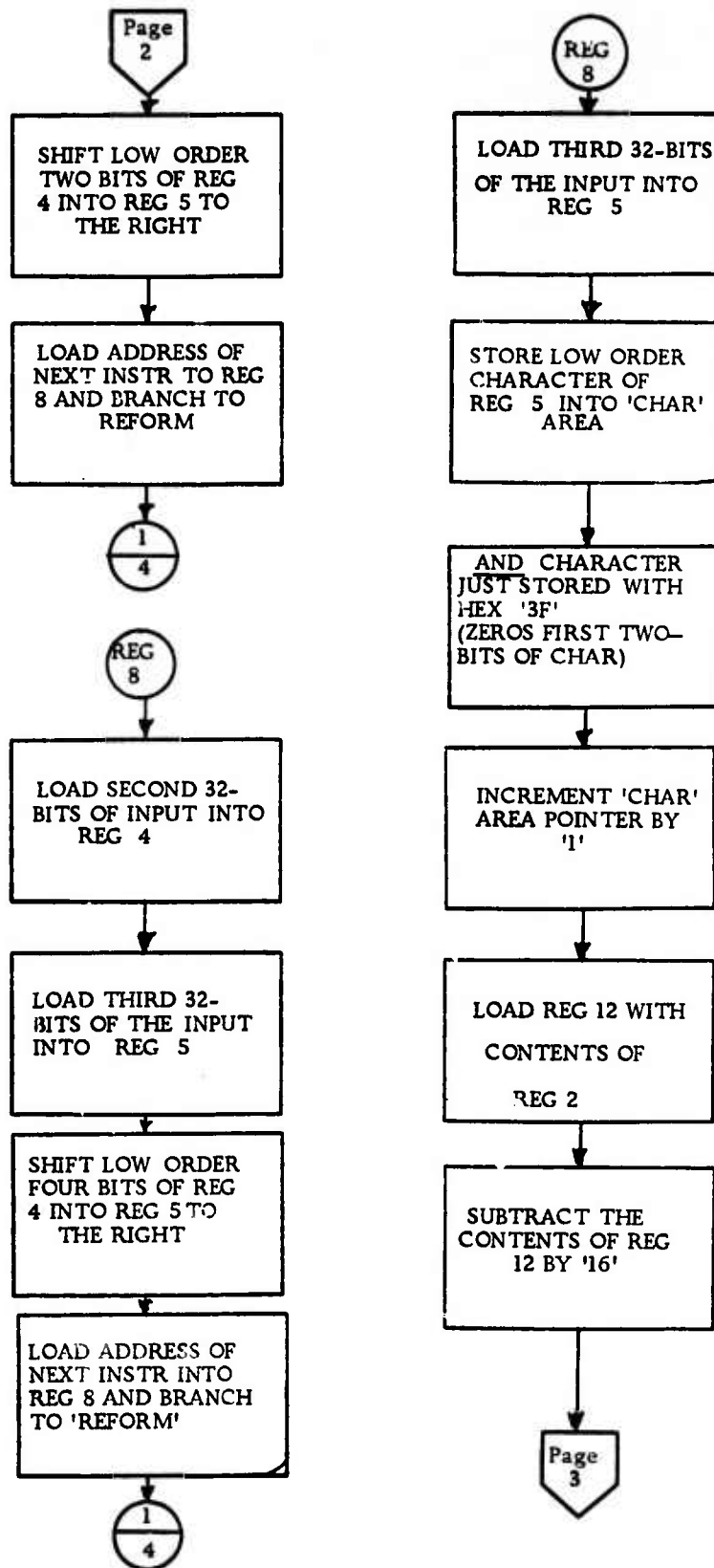


Figure 7. DIA PMSEA Translator Logic/Detail Flow (continued)

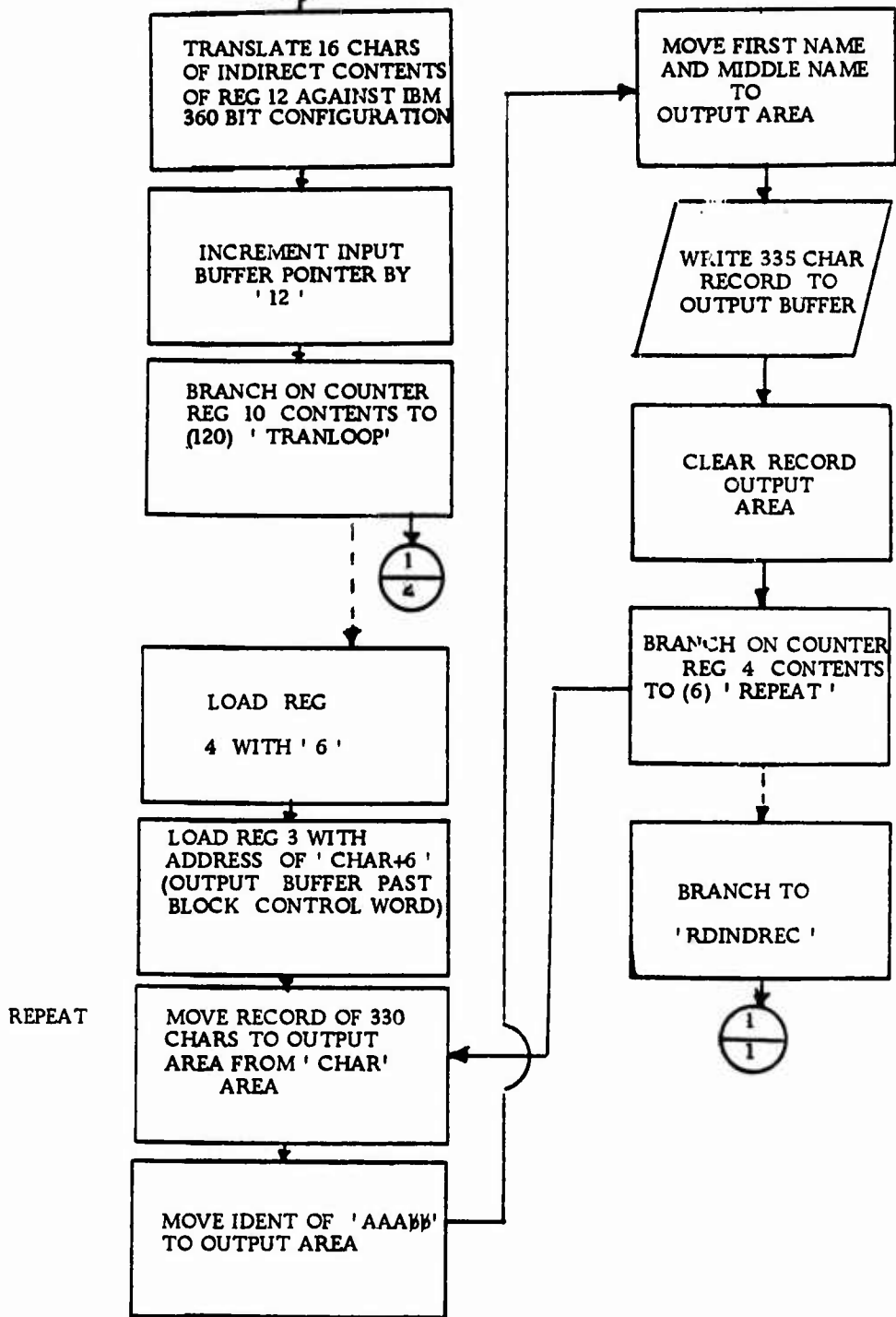


Figure 7. DIA PMSEA Translator Logic/Detail Flow (continued)

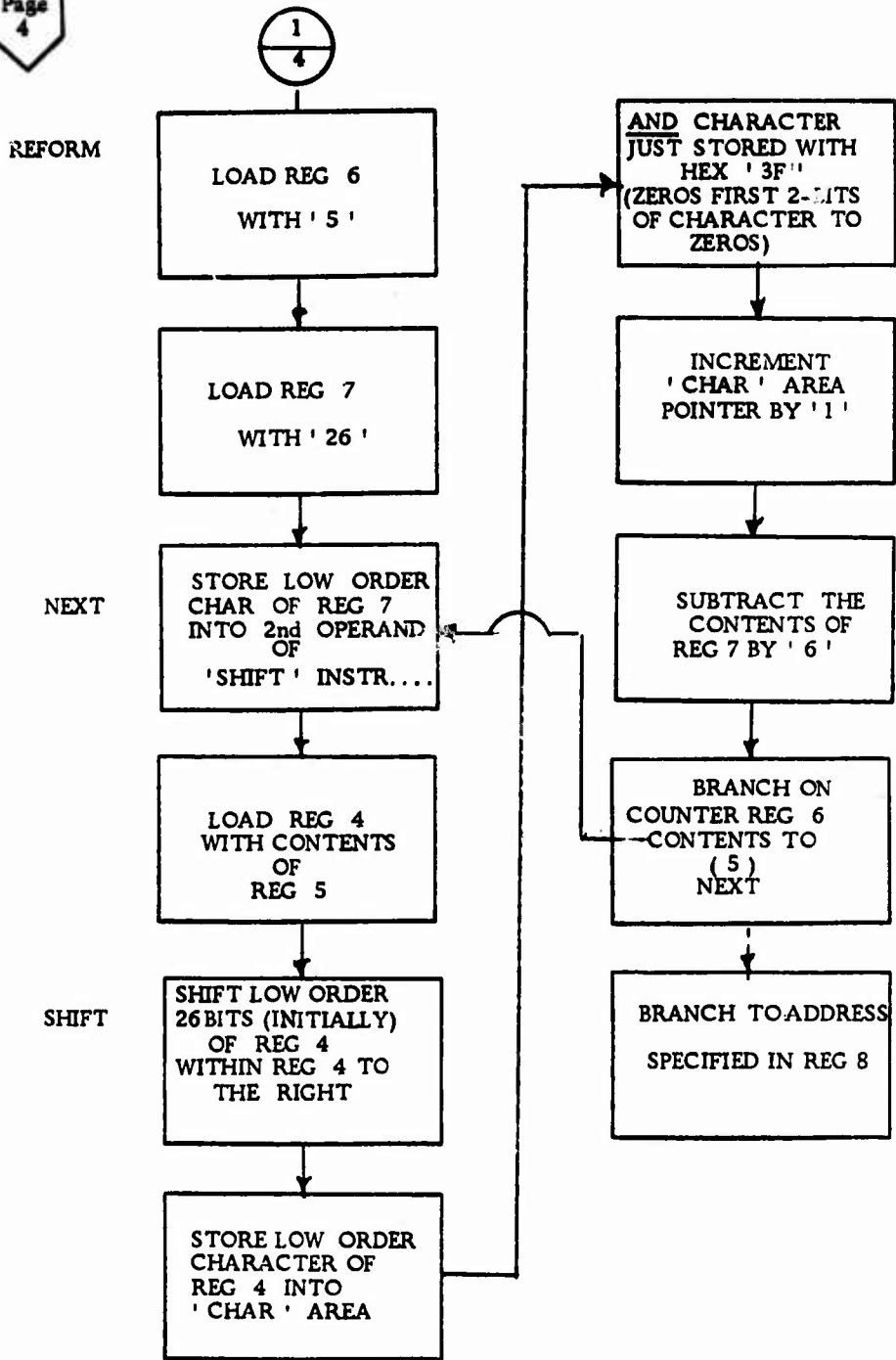


Figure 7. DIA PMSEA Translator Logic/Detail Flow (continued)

CADSETS

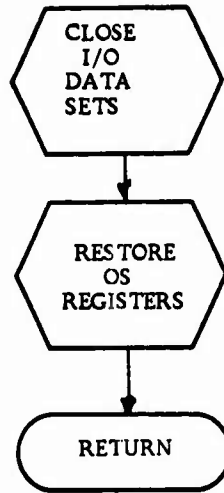


Figure 7. DIA PMSEA Translator Logic/Detail Flow (continued)

**APPENDIX E**  
**USAF NEXT-OF-KIN PREPROCESSOR**



NEXT-OF-KIN (NOK) REFORMAT PREPROCESSOR SYSTEM  
FLOW CHART

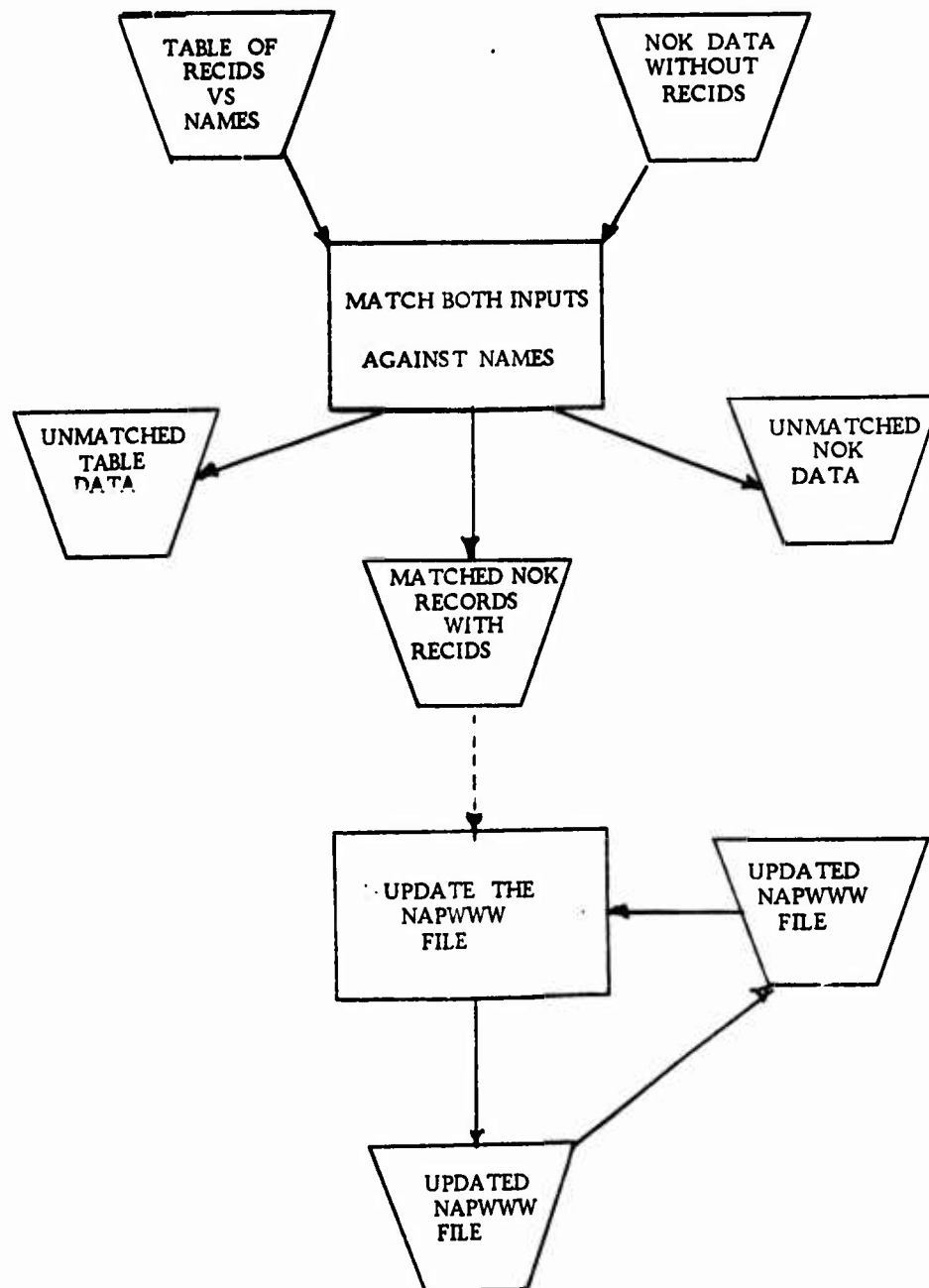
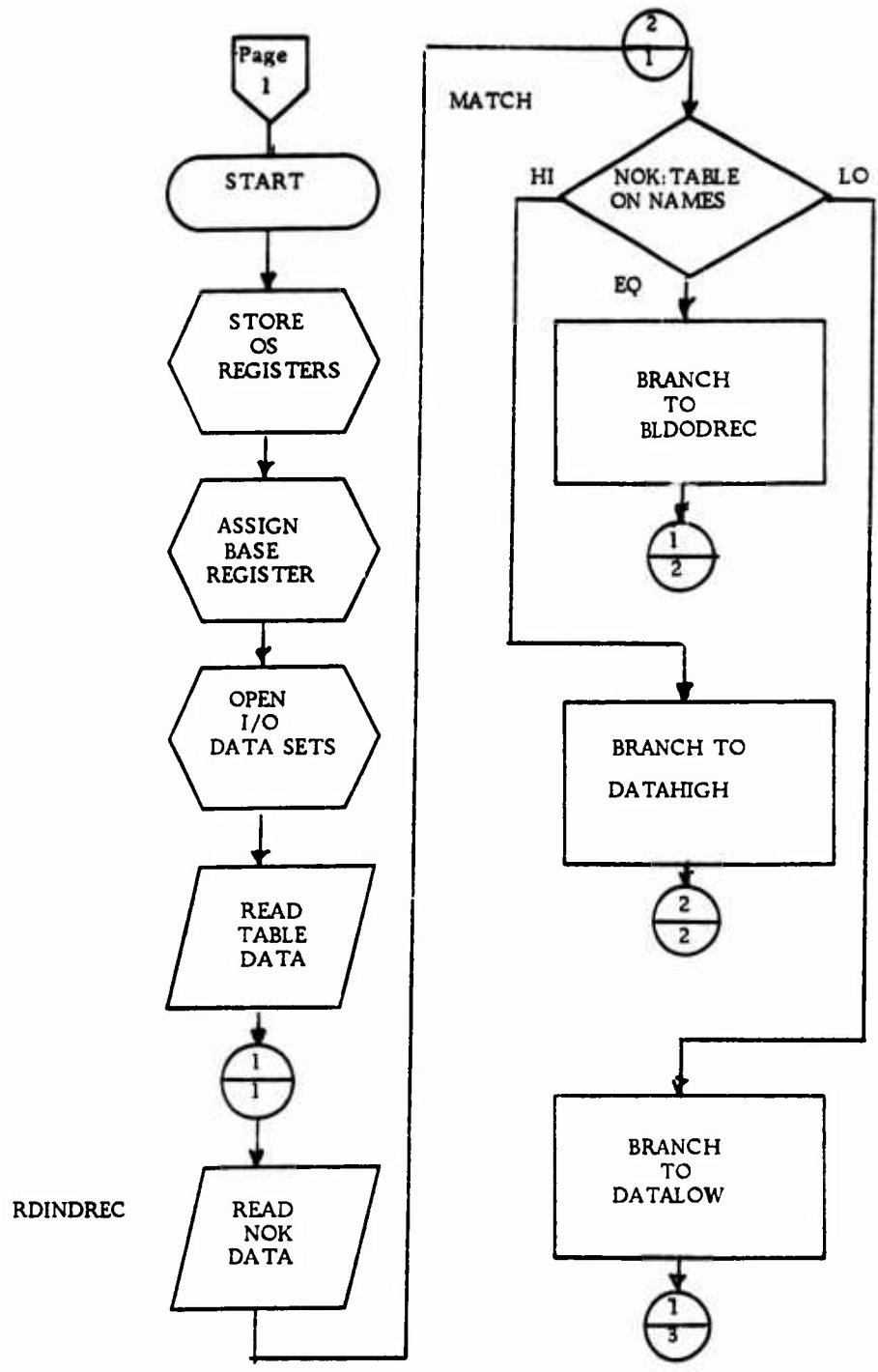


Figure 8. Next-of-Kin (NOK) Reformat Preprocessor System Flow



NEXT-OF-KIN (NOK) PREPROCESSOR

Figure 9. Next-of-Kin (NOK) Preprocessor

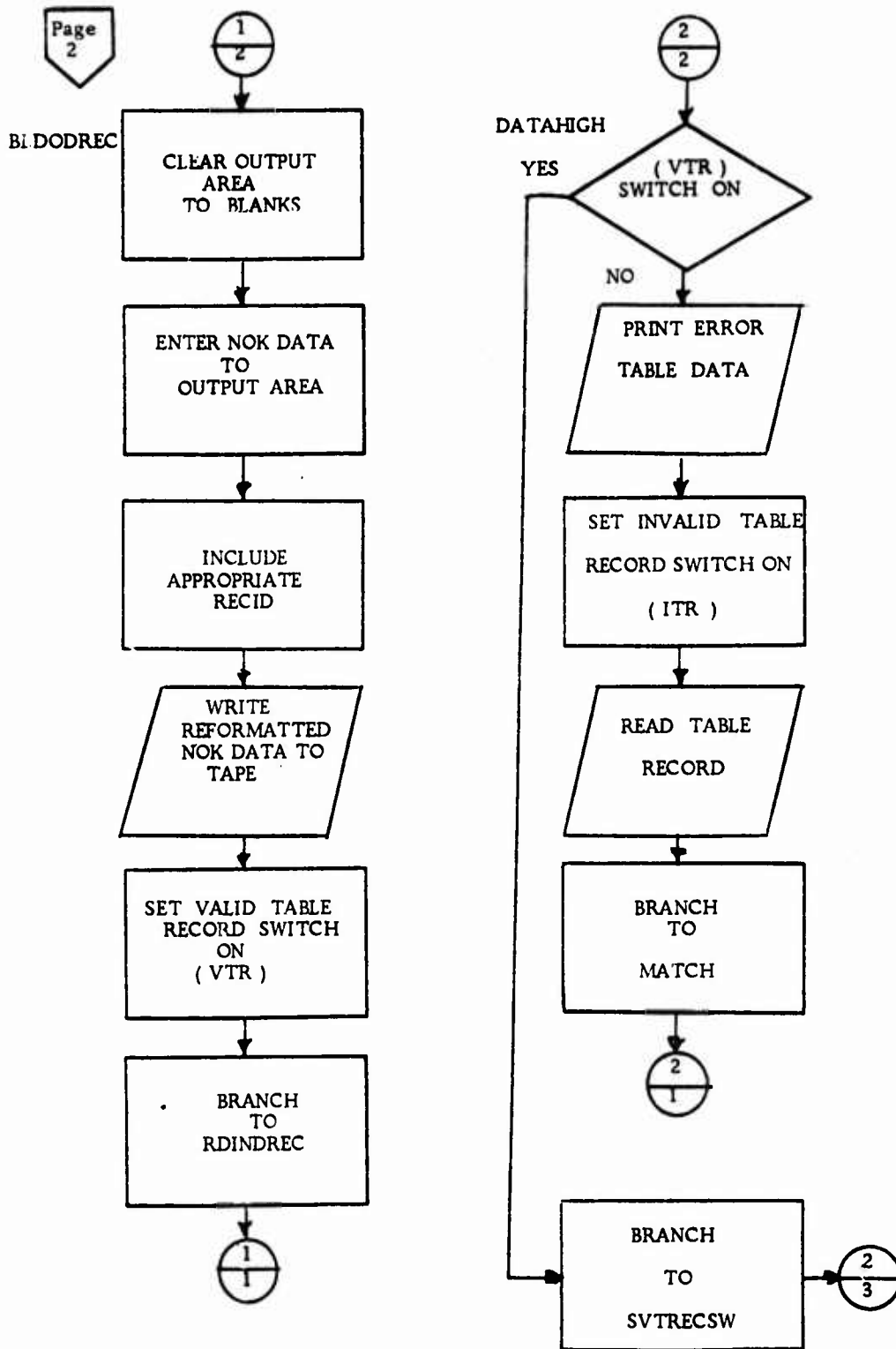


Figure 9. Next-of-Kin (NOK) Preprocessor (continued)

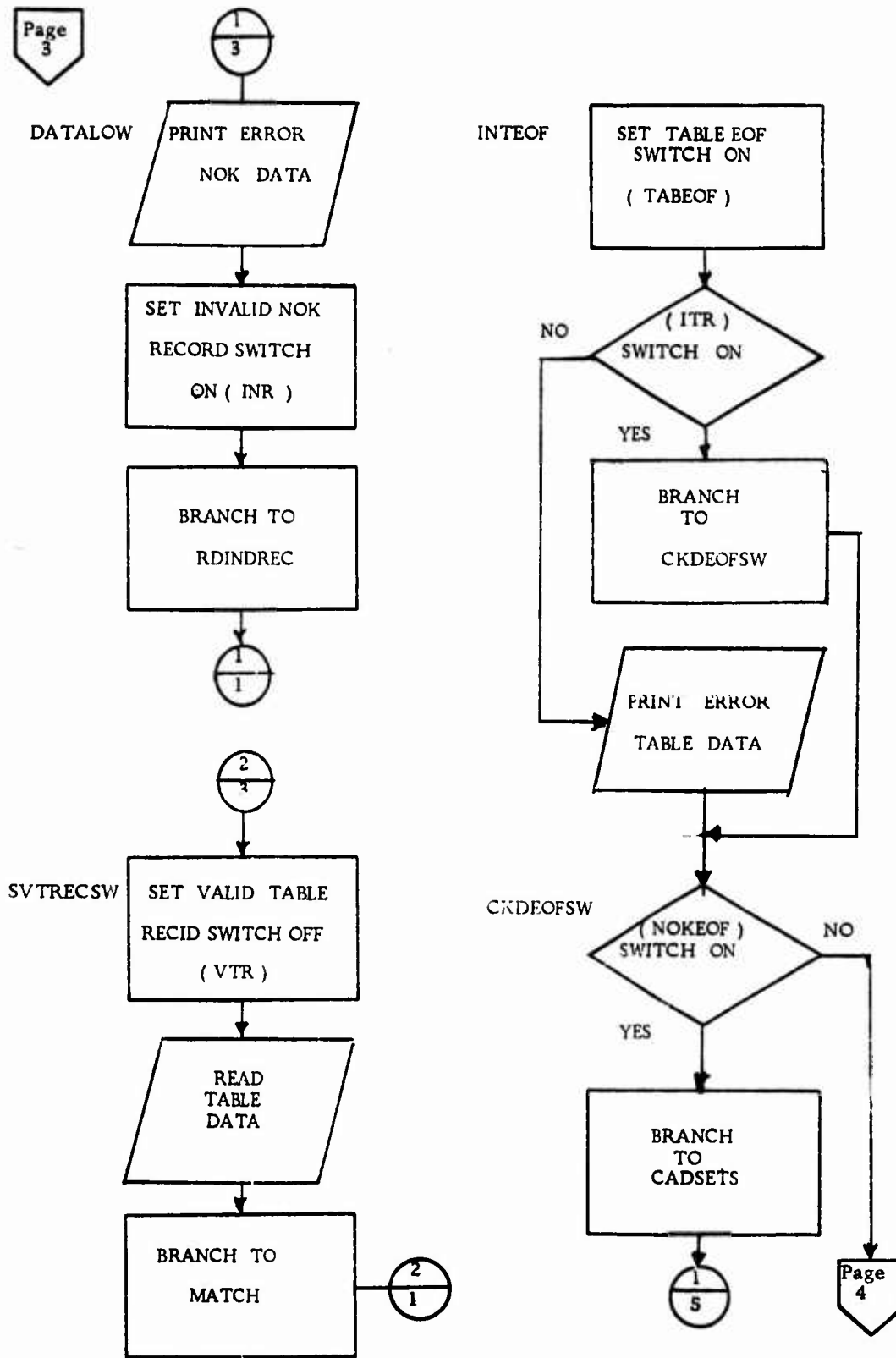


Figure 9. Next-of-Kin (NOK) Preprocessor (continued)

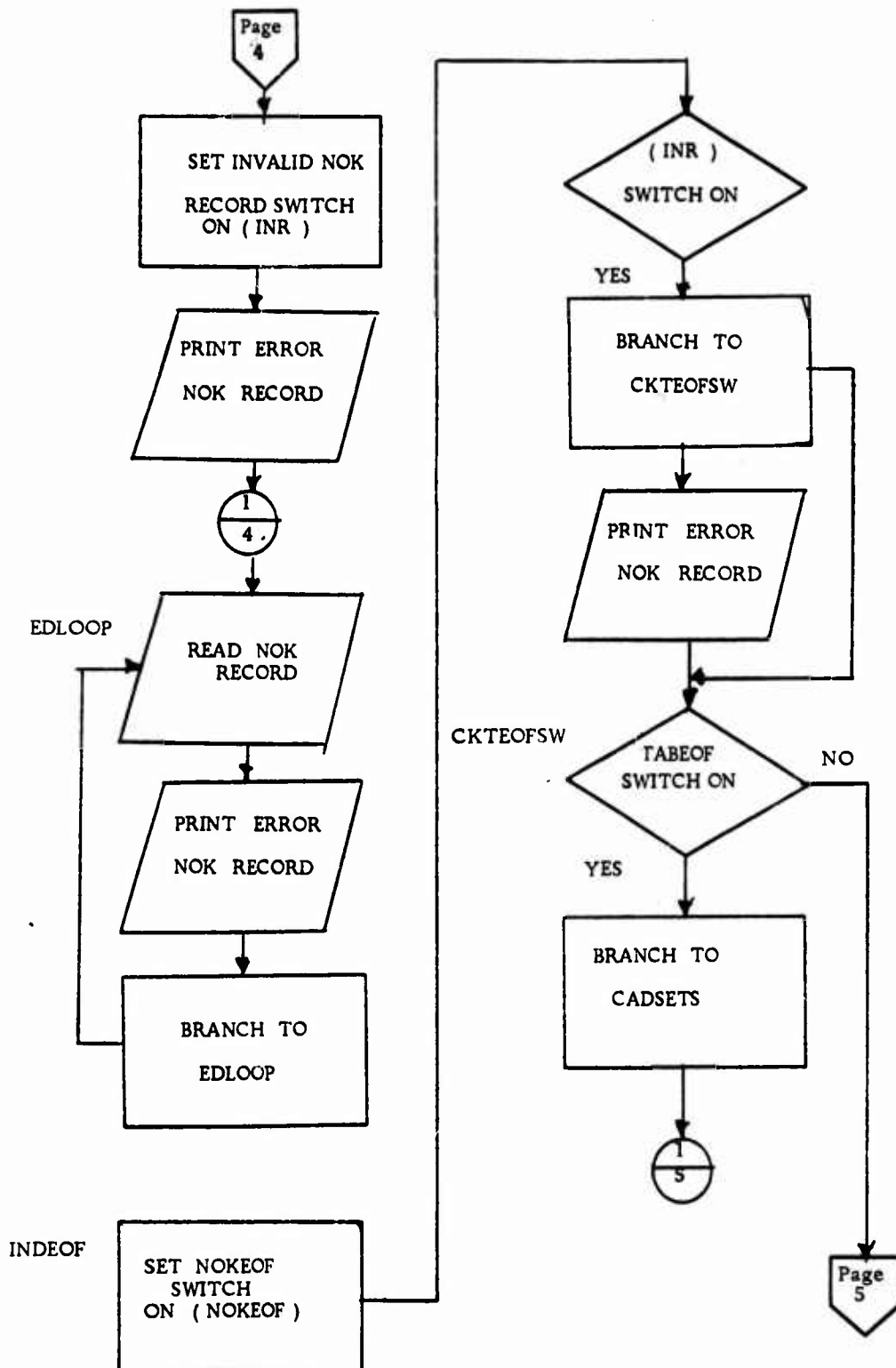


Figure 9. Next-of-Kin (NOK) Preprocessor (continued)

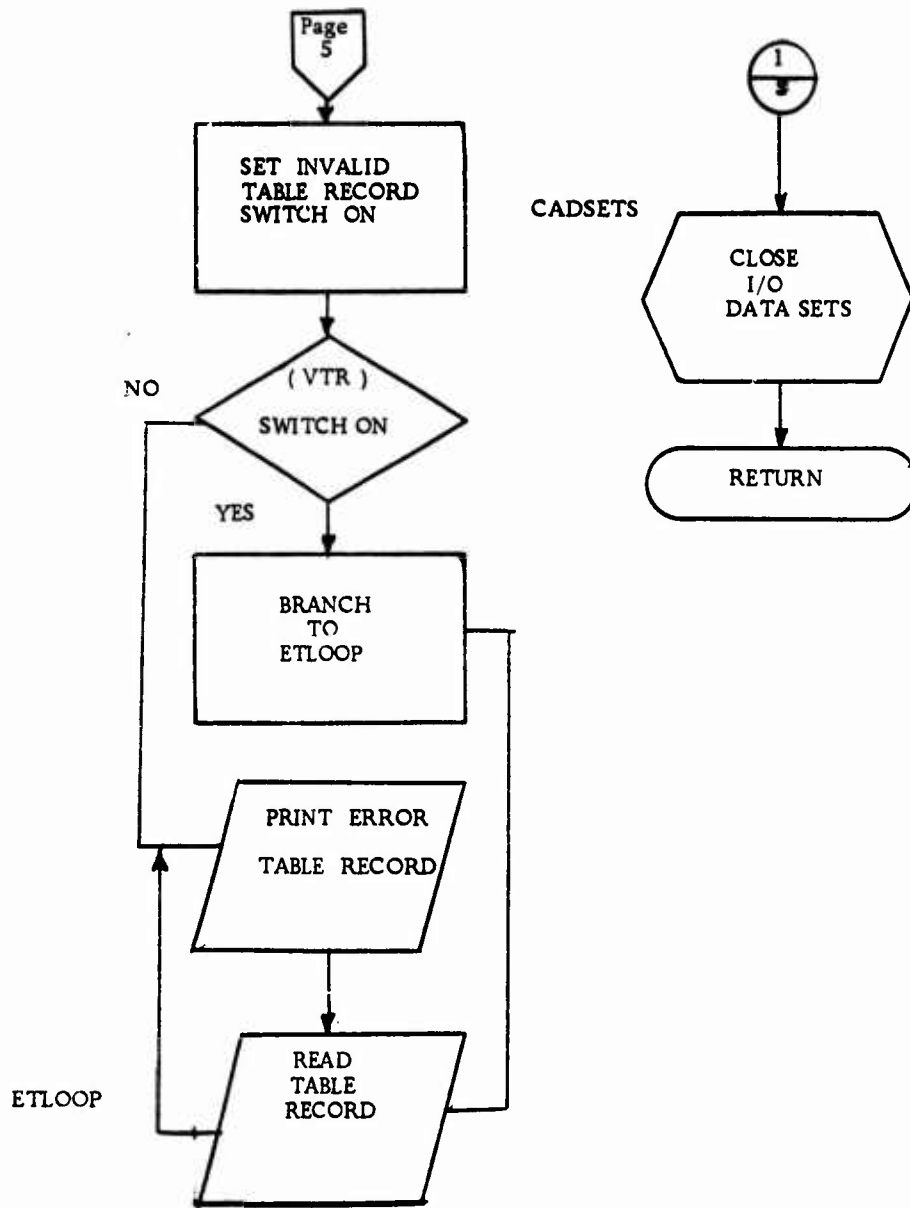


Figure 9. Next-of-Kin (NOK) Preprocessor (continued)

JCL STATEMENTS FOR THE NEXT-OF-KIN PREPROCESSOR

```

/** * * * REFORMAT NEXT-OF-KIN DATA * * * *
/**
/** THE PURPOSE OF THIS JOB IS TO REFORMAT AND ADD A CONTROL FIELD (OR FIELDS)
/** TO AN INPUT DATA SET. THE SPECIFIC REFORMATTING ACTION IS ACCOMPLISHED
/** IN STEP7.
/**
/** THE STEPS IN THIS JOB ARE -
/**
/** STEP1 CARD TO DISK - INPUT TABLE SET
/** STEP2 CARD TO DISK - INPUT DATA SET (THIS STEP MAY BE OMITTED
/** IF THE INPUT DATA SET IS ON MAGNETIC TAPE.)
/** STEP3 SORT INPUT TABLE SET IN PROCESSING SEQUENCE
/** STEP4 SORT INPUT DATA SET IN PROCESSING SEQUENCE (THIS STEP MAY
/** BE OMITTED IF THE INPUT DATA SET IS IN THE
/** CORRECT SORT SEQUENCE).
/**
/** STEP5 LIST SORTED INPUT TABLE SET
/** STEP6 LIST SORTED INPUT DATA SET - THIS STEP SHOULD BE OMITTED
/** UNLESS THERE IS A SPECIFIC NEED FOR THE LISTING.
/** STEP7 REFORMAT INPUT DATA SET AND PRODUCE AN OUTPUT DATA SET
/** STEP8 LIST REFORMATTED OUTPUT DATA SET
/** STEP9 LIST NON-MATCHING INPUT DATA RECORDS
/** STEP10 LIST NON-MATCHING TABLE RECORDS
/** STEP11 DISK TO TAPE - OUTPUT DATA SET - THIS STEP SHOULD BE
/** EXECUTED ONLY AS A PART OF THE FINAL JOB RUN.
/** STEP12 FORTPAN PGM TO REFORMAT, PRINT, AND PUNCH THE ERROR DATA
/** SET. THE PUNCHED OUTPUT WILL BE USED TO PREPARE
/** NEW TABLE SET RECORDS FOR USE IN MATCHING THE
/** UNMATCHED INPUT DATA SET RECORDS - THIS STEP
/** SHOULD BE EXECUTED ONLY AS PART OF THE
/** PRELIMINARY JOB RUN.
/**

```

```

//** IT IS ESSENTIAL THAT THE DATA ANALYST/PROGRAMMER CAREFULLY
//** EXAMINE THE LISTINGS CREATED BY STEPR, STEP9, AND STPIO.
//** AS A RESULT OF THE EXAMINATION. THE DATA ANALYST/PROGRAMMER
//** SHOULD DO ONE OF THE FOLLOWING -
//** (1) ACCEPT THE OUTPUT DATA SET AS CREATED BY STPI1.
//** (2) REVISE THE INPUT TABLE SET AND RERUN THE JOB.
//** (3) REVISE THE JOB AND JOB STEPS AS NECESSARY TO PROCESS AND
//** REFORMAT THE RECORDS.
//**
//STEP1 EXEC PGM=IEBGENER
//SYSPRINT DD SYSOUT=A
//SYSIN DD DUMMY
//SYSUT2 DD DSNNAME=88NOKT,UNIT=SYSDA,DISP=(NEW,PASS),
// SPACE=(TRK,(12,5)),
// DCB=(RECFM=FB,LRECL=80,BLKSIZE=3520)
//SYSUT1 DD *
*** INPUT TABLE CARDS GO HERE ***
//STEP2 EXEC PGM=IEBGENER
//** ** NOTE - STEP2 SHOULD BE OMITTED IF THE INPUT DATA SET IS NOT
//** IN CARD FORM. MINOR CHANGES IN THE JCL MAY BE
//** REQUIRED WHEN THIS STEP IS EITHER INCLUDED OR
//** EXCLUDED.
//SYSPRINT DD SYSOUT=A
//SYSIN DD DUMMY

//SYSUT2 DD DSNNAME=88NOKD,UNIT=SYSDA,DISP=(NEW,PASS),
// SPACE=(TRK,(25,5)),
// DCB=(RECFM=FB,LRECL=80,BLKSIZE=3520)
//SYSUT1 DD *
*** INPUT DATA CARDS GO HERE ***
//STEP3 EXEC SORT1,STGG=TEMP
//SORT.SORTIN DD DSNNAME=*STEP1.SYSUT2,DISP=(OLD,DELETE)
//SORT.SORTOUT DD DSNNAME=88TAB1,UNIT=SYSDA,DISP=(NEW,PASS,DELETE),
// SPACE=(TRK,(12,1)),
// DCB=(RECFM=FB,LRECL=80,BLKSIZE=3520)
//

```



```

//SORT.SORTWK01 DD UNIT=SYSDA,SPACE=(TRK,(10),,CONTIG)
//SORT.SORTWK02 DD UNIT=SYSDA,SPACE=(TRK,(10),,CONTIG)
//SORT.SORTWK03 DD UNIT=SYSDA,SPACE=(TRK,(10),,CONTIG)
//SORT.SORTWK04 DD UNIT=SYSDA,SPACE=(TRK,(10),,CONTIG)
//SORT.SYSIN DD *
SORT FIELDS=(20.0,19.0,CH,A),SIZE=E1000
END
//STEP4 EXEC SORT1,STGG=TEMP
/** *** NOTE - STEP4 SHOULD BE OMITTED IF THE INPUT DATA SET IS IN
/** THE CORRECT SORT SEQUENCE. MINOR CHANGES IN THE JCL
/** MAY BE REQUIRED WHEN THIS STEP IS EITHER INCLUDED
/** OR EXCLUDED.
//SORT.SORTIN DD DSN=*.STEP2.SYSUT2,DISP=(OLD,DELETE)
//SORT.SORTOUT DD DSN=EGARB2,UNIT=SYSDA,DISP=(NEW,PASS,DELETE),
// SPACE=(TRK,(30,1)),
// DCR=(RECFM=FB,LRECL=80,BLKSIZE=3520)
//SORT.SORTWK01 DD UNIT=SYSDA,SPACE=(TRK,(12),,CONTIG)
//SORT.SORTWK02 DD UNIT=SYSDA,SPACE=(TRK,(12),,CONTIG)
//SORT.SORTWK03 DD UNIT=SYSDA,SPACE=(TRK,(12),,CONTIG)
//SORT.SORTWK04 DD UNIT=SYSDA,SPACE=(TRK,(12),,CONTIG)
//SORT.SYSIN DD *
SORT FIELDS=(3.0,19.0,CH,A),SIZE=E2100
END
//STEP5 EXEC PGM=IEBTPCH
//SYSPRINT DD SYSOUT=A
//SYSUT1 DD DSN=*.STEP3.SORT.SORTOUT,DISP=(OLD,PASS)
//SYSUT2 DD SYSOUT=A
//SYSIN DD *
PRINT MAXFLDS=1
TITLE ITEM=(*LISTING OF INPUT TABLE*,10)
RECORD FIELD=(80)
//STEP6 EXEC PGM=IEBTPCH
/** *** NOTE - STEP6 LISTS THE INPUT DATA SET. THIS STEP SHOULD
/** NORMALLY BE EXCLUDED UNLESS THERE IS A SPECIFIC NEED
/** FOR THE LISTING.
//SYSPRINT DD SYSOUT=A

```

```

//SYSUT1 DD DSN=*.STEP4.SORT.SORTOUT,DISP=(OLD,PASS)
//SYSUT2 DD SYSOUT=A
//SYSIN DD *
PRINT MAXFLDS=1
TITLE ITEM=('LISTING OF INPUT DATA SET',10)
RECORD FIELD=(80)
//STEP7 EXEC PGM=NOKREFMT
//* *** NOTE - STEP7 EXECUTES A PROGRAM THAT IS ON A PRIVATE LIBRARY
//* REFERENCED IN THE FOLLOWING STEPLIB CARD.
//STEPLIB DD DSN=NAPWL,DISP=SHR
//ITABSET DD DSN=*.STEP3.SORT.SORTOUT,DISP=(OLD,DELETE)

//IDATASET DD DSN=*.STEP4.SORT.SORTOUT,DISP=(OLD,DELETE)
//ODATASET DD DSN=6&ARB4,UNIT=SYSDA,DISP=(NEW,PASS),
// SPACE=(TRK,(35,5))
//EDATASET DD DSN=6&ARB5,UNIT=SYSDA,DISP=(NEW,PASS),
// SPACE=(TRK,(10,1))
//ETABSET DD DSN=6&AP86,UNIT=SYSDA,DISP=(NEW,PASS),
// SPACE=(TRK,(10,1))
//STEP8 EXEC PGM=IEBTPCH
//SYSPRINT DD SYSOUT=A
//SYSUT1 DD DSN=*.STEP7.ODATASET,DISP=(OLD,PASS)
//SYSUT2 DD SYSOUT=A
//SYSIN DD *
PRINT MAXFLDS=1
TITLE ITEM=('LISTING OF REFORMATTED DATA SET',10)
RECORD FIELD=(120)
//STEP9 EXEC PGM=IEBTPCH
//SYSPRINT DD SYSOUT=A
//SYSUT1 DD DSN=*.STEP7.EDATASET,DISP=(OLD,PASS)
//SYSUT2 DD SYSOUT=A
//SYSIN DD *
PRINT MAXFLDS=1
TITLE ITEM=('LISTING OF NON-MATCHING DATA SET RECORDS',10)
RECORD FIELD=(80)

```

```

//STP10 EXEC PGM=IERPTPCH
//SYSPRINT DD SYSOUT=A
//SYSUT1 DD DSN=STEP7.ETABSET,DISP=(OLD,DELETE)
//SYSUT2 DD SYSOUT=A
//SYSIN DD *
PRINT MAXFLDS=1
TITLE ITEM=('NON-MATCHING TABLE SET RECORDS',10)
RECORD FIELD=(80)
//STP11 EXEC PGM=IEBGENER
// * * * NOTE - STP11 CREATES A TAPE OUTPUT - STP11 SHOULD ONLY BE
// * * * USED FOR THE FINAL JOB RUN.
//SYSPRINT DD SYSOUT=A
//SYSUT1 DD DSN=STEP7.ODATASET,DISP=(OLD,PASS)
//SYSUT2 DD DSN=NOKRFT,UNIT=2400,DISP=(NEW,KEEP),
// DCB=(RECFM=FB,LRECL=120,BLKSIZE=3480)
//SYSIN DD DUMMY
//STP12 EXEC FORTGCLG
// * * * NOTE - STP12 PUNCHES CARDS FOR USE IN ADDING NEW TABLE
// * * * RECORDS TO THE INPUT TABLE SET. STP12 SHOULD BE
// * * * OMITTED FOR THE FINAL JOB RUN.
//FORT.SYSIN DD *
DIMENSION B(4)
1 READ(9,101,END=99)A,B
101 FORMAT(2X,A3,4A4)
WRITE(18,102)A,B
WRITE(6,103)A,B
102 FORMAT(19X,A3,4A4)
103 FORMAT(1H0,19X,A3,4A4)
GO TO 1
99 CONTINUE
STOP
END
//GO.SYSIN DD *
//GO.FT08F001 DD UNIT=PUNCH
//GO.FT09F001 DD DSN=STEP7.EDATASET,DISP=(OLD,DELETE)
/

```

NIPS JCL FOR UPDATING THE USAF NOK DATA

```
// EXEC XFM, SAM=NAPWWW, SAMOUT=, RGN=220K, PARM='PFSIZE=99K',  
// LIB=NAPWW, VLIB='(PRIVATE,,SER=013REM)',  
// VSAM='(PRIVATE,,SER=INININ)', VSMOUT='SER=OUTOUT'  
//FM.TRANS DD DSN=NOKRFT, DISP=OLD  
//FM.SYSIN DD *  
$FMS/UPD, NAPWWW, NOKDAT, , TAPE, TAPE  
/*
```

NIPS JCL FOR UPDATING USMC NOK DATA

```
// EXEC XFM, SAM=NAPWWW, SAMOUT=, RGN=220K, PARM='PFSIZE=99K',  
// LIB=NAPWW, VLIB='(PRIVATE,,SER=013REM)',  
// VSAM='(PRIVATE,,SER=INININ)', VSMOUT='SER=OUTOUT'  
//FM.SYSIN *  
$FMS/UPD, NAPWWW, MCHOS, , CARD, TAPE  
(input cards are inserted here)  
/*
```

APPENDIX F  
OSD CASUALTY FILE PREPROCESSOR

NIPS JCL FOR UPDATING USN NOK DATA

```
// EXEC XFM,SAM=NAPWWW,SAMOUT=,RGN=220K,PARM='PFSIZE=99K',  
// LIB=NAPWW,VLIB='(PRIVATE,,SER=013REM)',  
// VSAM='(PRIVATE,,SER=INININ)',VSMOUT='SER=OUTOUT'  
//FM.SYSIN *  
$FMS/UPD,NAPWWW,NAVHOS,,CARD,TAPE  
(input cards are inserted here).  
/*
```

```
// EXEC XFM,SAM=NAPWWW,SAMOUT=,RGN=220K,PARM='PFSIZE=99K',  
// LIB=NAPWW,VLIB='(PRIVATE,,SER=013REM)',  
// VSAM='(PRIVATE,,SER=INININ)',VSMOUT='SER=OUTOUT'  
//FM.SYSIN *  
$FMS/UPD,NAPWWW,NAVHOT,,CARD,TAPE  
(input cards are inserted here) ●  
/*
```

OSD CASUALTY FILE INPUT FORMAT

COLS	DESCRIPTION
1- 1	Service Code
2- 3	Country of Casualty
4- 4	Blank
5- 6	Casualty Group Code
7-11	Blank ●
12-36	Name
37-40	Processing Year and Month
41-49	Serial Number
50-53	Rank Title
54-55	Pay Grade
56-61	Casualty Date of Incident
62-62	Service Component
63-80	Home of Record City
81-82	Home of Record State Code
83-87	Job Specialty Code
88-93	Date of Birth
94-94	Cause of Casualty Code
95-95	Blank
96-96	Race Code
97-97	Blank
98-99	Religious Preference Code
100-120	Blank
* 121-145	Name

\* This field is appended by the OSD Casualty Translator for the Reformat processor.

### INPUT TABLE DATASET FORMAT

This data is extracted from the Master File (NAPWWW) for comparing the input OSD Casualty File against the individual's name.

COLS	DESCRIPTION
1- 4	Record Identifier (RECID)
5-30	Name of the Individual (packed left justified)
31-36	Date of Incident
37-42	Date of Birth



OSD CASUALTY REFORMATTED OUTPUT DESCRIPTION  
(for those records that match on Name)

COLS	DESCRIPTION
1- 4	Record Identifier (RECID)
5- 9	First 5 Characters of the NAME
10-129	Original OSD Casualty Data Record
130-132	'OSD' NIPS FM Logical Statement Ident

JCL FOR OSD CASUALTY TRANSLATOR

```
// EXEC PGM=IEHPRGM
//SYSPRINT DD SYSOUT=A
//SYSIN DD *
  UNCATLG DSN=NAPWCAS
// EXEC PGM=CASXLATE
//STEPLIB DD DSN=NAPWWL,DISP=SHR
//SYSPRINT DD SYSOUT=A
//DATAIN DD UNIT=TAPE7,LABEL=(2,BLP),VOL=SER=INPUT,
// DISP=OLD,DCB=(RECFM=U,BLKSIZE=2000,DEN=2,TRTCH=C)
//DATAOUT DD DSN=&MARTY,UNIT=TEMP,SPACE=(CYL,(60,2)),
// DISP=(,PASS),DCB=(RECFM=FB,LRECL=145,BLKSIZE=4350)
// EXEC SORT1,STGG=TEMP
//SORT.SORTIN DD DSN=&MARTY,DISP=(OLD,DELETE)
//SORT.SORTOUT DD DSN=NAPWCAS,UNIT=2400,DISP=(,CATLG),
// DCB=(RECFM=FB,LRECL=145,BLKSIZE=4350)
//SORT.SORTWK01 DD UNIT=TEMP,SPACE=(CYL,(25),,CONTIG)
//SORT.SORTWK02 DD UNIT=TEMP,SPACE=(CYL,(25),,CONTIG)
//SORT.SORTWK03 DD UNIT=TEMP,SPACE=(CYL,(25),,CONTIG)
//SORT.SORTWK04 DD UNIT=TEMP,SPACE=(CYL,(25),,CONTIG)
//SORT.SYSIN DD *
  SORT FIELDS=(12,26,A),FORMAT=CH,SIZE=E8000
  END
/*
```

THESE JCL STATEMENTS CREATE THE TABLE DATASET THAT IS  
USED IN CONJUNCTION WITH OSD CASUALTY TRANSLATOR INPUT  
TO THE OSD CASUALTY REFORMAT PROCESSING.

```
// EXEC XOPSD,SAM=NAPWWW
//OP.OPRECORD DD DSN=NAPWTAB,UNIT=2400,DISP=(,CATLG),
//           DCB=(RECFM=FB,LRECL=42,BLKSIZE=4200)
//OP.SYSIN DD *
CREATE RITID=RECTABL STORE=TEMP
FILE NAPWWW
FORMAT TAPE RECORD 42 BLOCK 4200
RECORD1 4 RECID
RECORD1 30 NAMED
RECORD1 36 INCDATE
RECORD1 42 DOB
END
SOURCE DIRECT
PUBLISH SPECIAL=RECTABL
/*
// EXEC ASMFCLG
//ASM.SYSIN DD *
          PRINT NOGEN
NAMEPK   START 0
          STM   14,12,12(13)
          BALR  9,0
          USING *,9
          ST    13,SAVEREG+4
          LR    2,13
          LA    13,SAVEREG
          ST    13,8(2)
          OPEN  (INTAB,,OUTAB,(OUTPUT))
READ     GET    INTAB,REC
          LA    3,REC+4
          LA    4,21
MARTY   STC    4,COMPACT+1
          CLI   0(3),C'A'
          BL    COMPACT
          LA    3,1(3)
INCR    BCT    4,MARTY
          B     WRITE
COMPACT MVR    0(0,3),1(3)
          B     INCR
WRITE   PUT    OUTAB,REC
          B     READ
EOJ     CLOSE  (INTAB,,OUTAB)
          L     13,SAVEREG+4
          LM    14,12,12(13)
```

```

MARTY    LA    4,21
         STC   4,COMPACT+1
         CLI   0(3),C'A'
         BL    COMPACT
         LA    3,1(3)
INCR     BCT   4,MARTY
         B     WRITE
COMPACT  MVC   0(0,3),1(3)
         B     INCR
WRITE    PUT   OUTAB,REC
         B     READ
EOJ      CLOSE (INTAB,,OUTAB)
         L     13,SAVEREG+4
         LM    14,12,12(13)
         BR    14
SAVEREG  DS    18F
REC      DS    CL42
INTAB    DCB   DSORG=PS,MACRF=(GM),DDNAME=IN,EODAD=EOJ
OUTAB    DCB   DSORG=PS,MACRF=(PM),DDNAME=OUT
         END   NAMEPK

//GO.SYSPRINT DD SYSOUT=A
//GO.SYSUDUMP DD SYSOUT=A
//GO.IN DD DSN=NAPWTAB,DISP=OLD
//GO.OUT DD DSN=&MARTY,UNIT=TEMP,SPACE=(CYL,(10,1)),
// DISP=(,PASS),DCB=(RECFM=FB,LRECL=42,BLKSIZE=4200)
/*
// EXEC SORT1,STGG=TEMP
//SORT.SORTIN DD DSN=&MARTY,DISP=(OLD,DELETE)
//SORT.SORTOUT DD DSN=NAPWPM,UNIT=2400,DISP=(,CATLG),
// DCB=(RECFM=FB,LRECL=42,BLKSIZE=4200)
//SORT.SORTWK01 DD UNIT=TEMP,SPACE=(CYL,(10),,CONTIG)
//SORT.SORTWK02 DD UNIT=TEMP,SPACE=(CYL,(10),,CONTIG)
//SORT.SORTWK03 DD UNIT=TEMP,SPACE=(CYL,(10),,CONTIG)
//SORT.SYSIN DD *
SORT FIELDS=(5,25,A),FORMAT=CH,SIZE=E5000
END
/*

```

JCL STATEMENTS FOR THE OSD  
CASUALTY REFORMAT PROCESSING

```
// EXEC PGM=1EHPRGM
//SYSPRINT DD SYSOUT=A
//SYSIN DD *
  UNCATLG DSN=NAPWCRF
// EXEC PGM=CASREFMT
//STEPLIB DD DSN=NAPWWL,DISP=SHR
//SYSPRINT DD SYSOUT=A
//ITABSET DD DSN=NAPWPM,DISP=OLD
//IDATASET DD DSN=NAPWCAS,DISP=OLD
//ODATASET DD DSN=NAPWCRF,UNIT=2400,DISP=(,CATLG),
// DCB=(RECFM=FB,LRECL=132,BLKSIZE=3432)
//FILEX DD DSN=NAPWFX,UNIT=2400,DISP=(,KEEP),
// DCB=(RECFM=FB,LRECL=120,BLKSIZE=3480)
//PRINT DD SYSOUT=A,DCB=(LRECL=120,BLKSIZE=120)
/*
```

NIPS JCL FOR UPDATING THE CASUALTY DATA

```
// EXEC XFM,SAM=NAPWWW,SAMOUT=,LIB=NAPWW  
//FM.TRANS DD DSN=NAPWCRF,DISP=OLD  
//FM.SYSIN DD *  
$FMS/UPD,NAPWWW,DODCAS,,TAPE,TAPE  
/*
```

OSD CASUALTY REFORMAT LOGIC/DETAIL FLOW

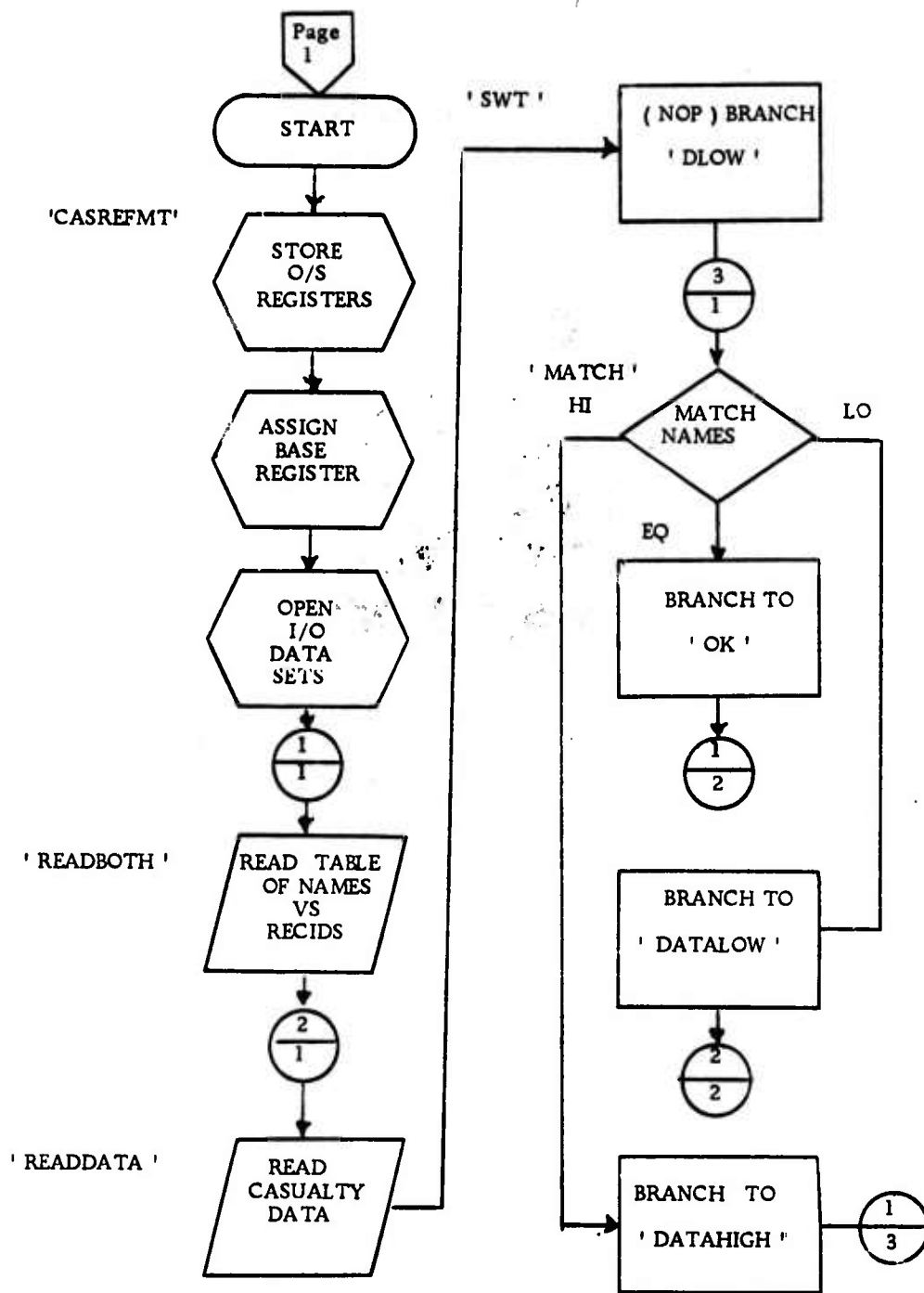


Figure 10. OSD Casualty Reformat Logic/Detail Flow

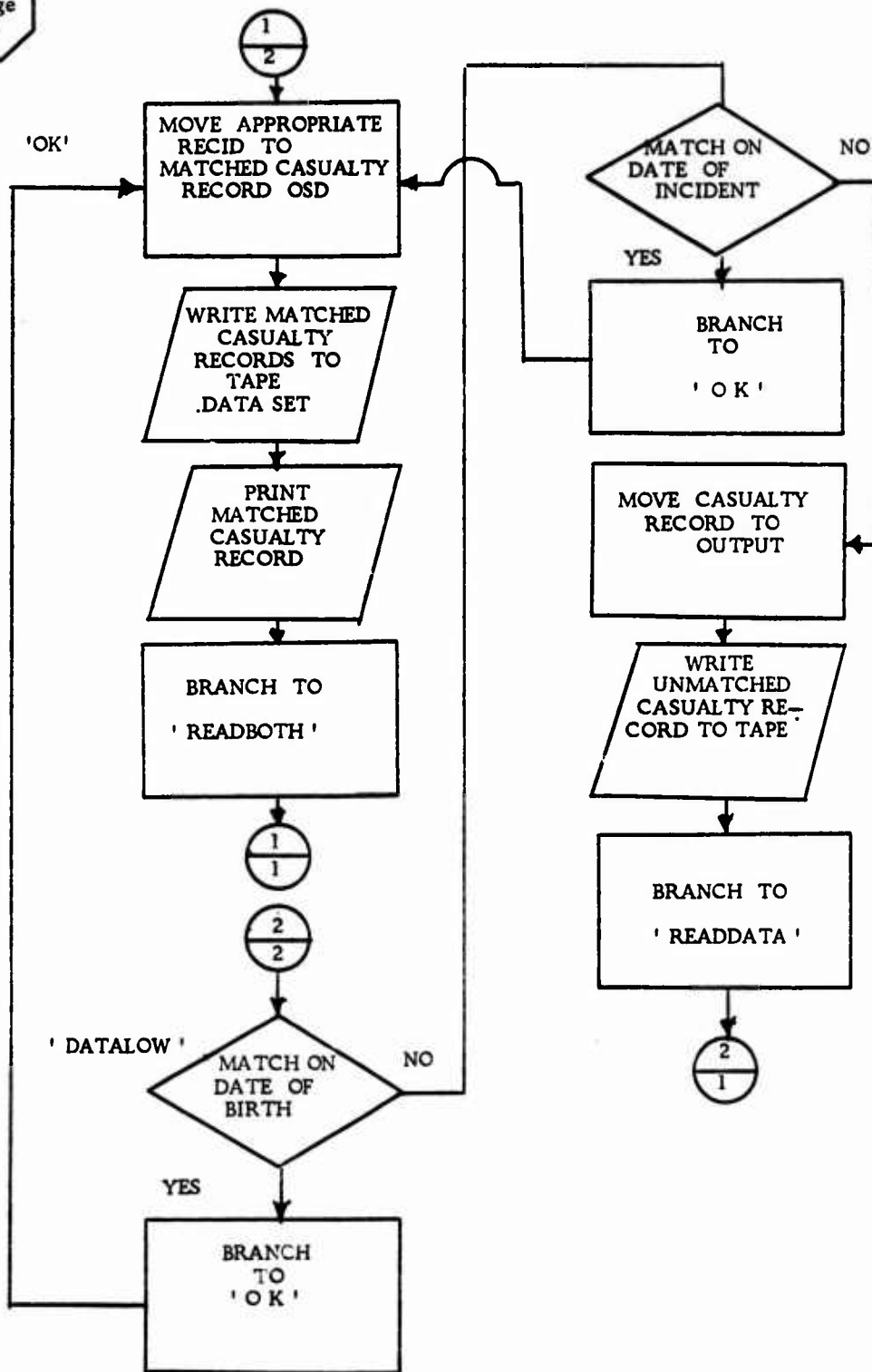


Figure 10. OSD Casualty Reformat Logic/Detail Flow (continued)



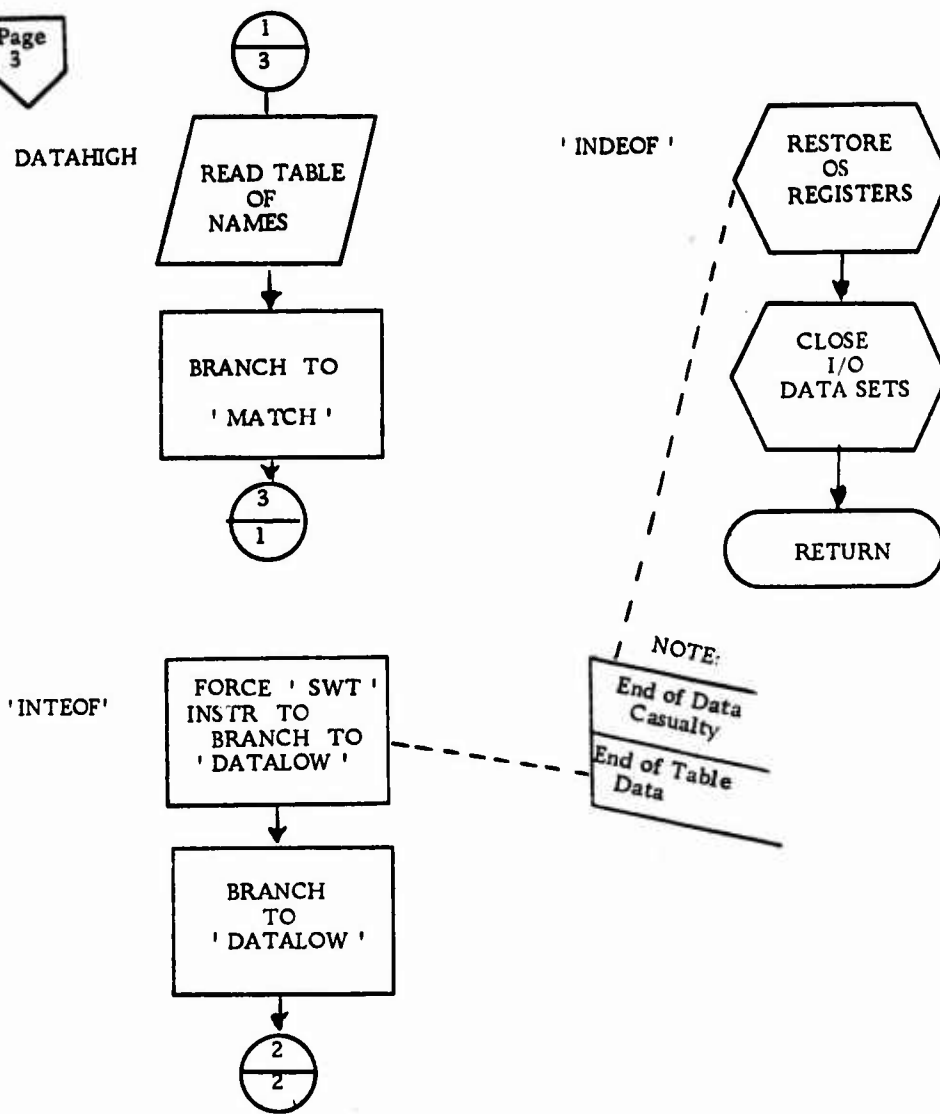


Figure 10. OSD Casualty Reformat Logic/Detail Flow (continued)

OSD CASUALTY UPDATE SYSTEMS FLOW

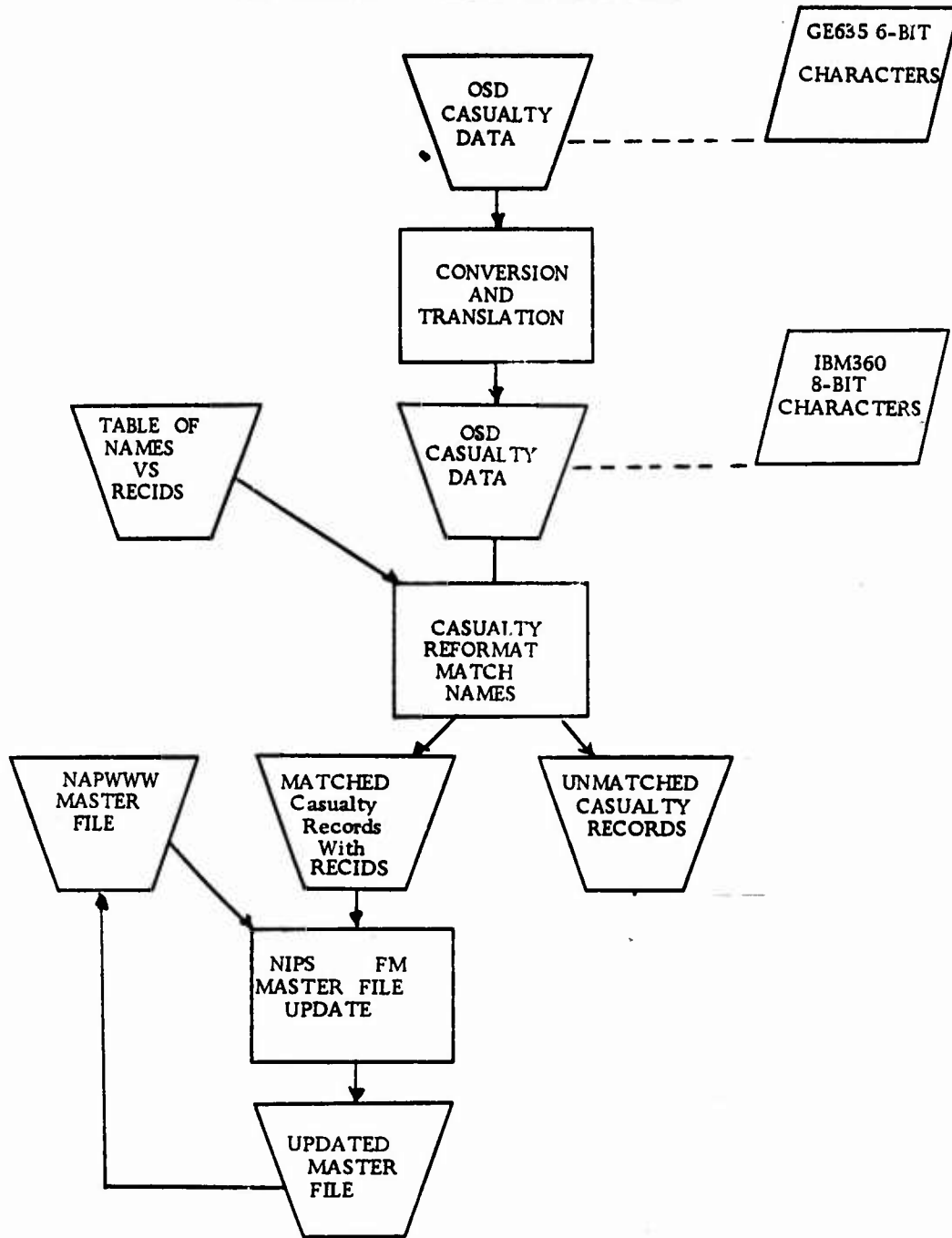


Figure 11. OSD Casualty Update Systems Flow

OSD CASUALTY TRANSLATOR LOGIC/DETAIL FLOW

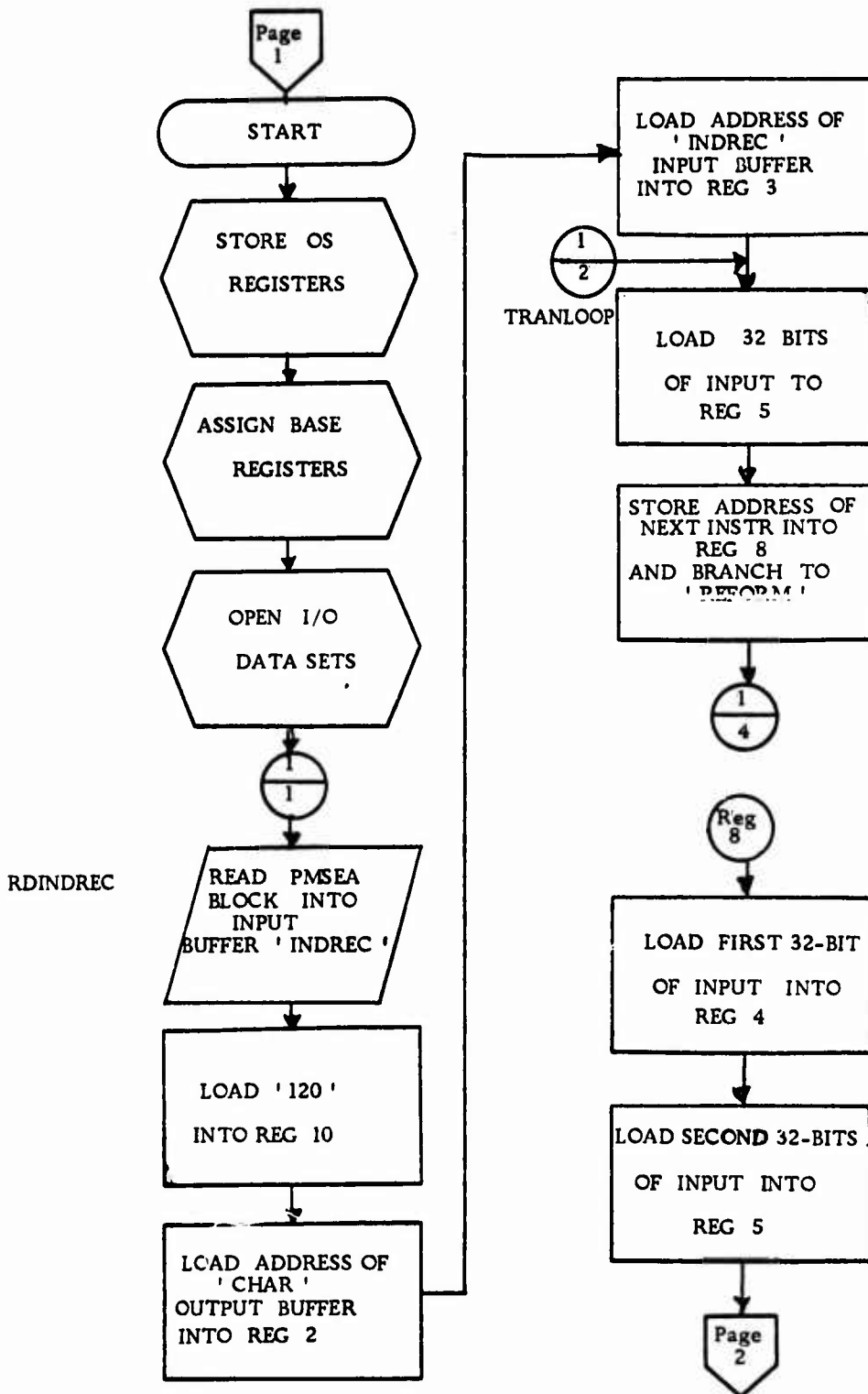


Figure 12. OSD Casualty Translator Logic/Detail Flow

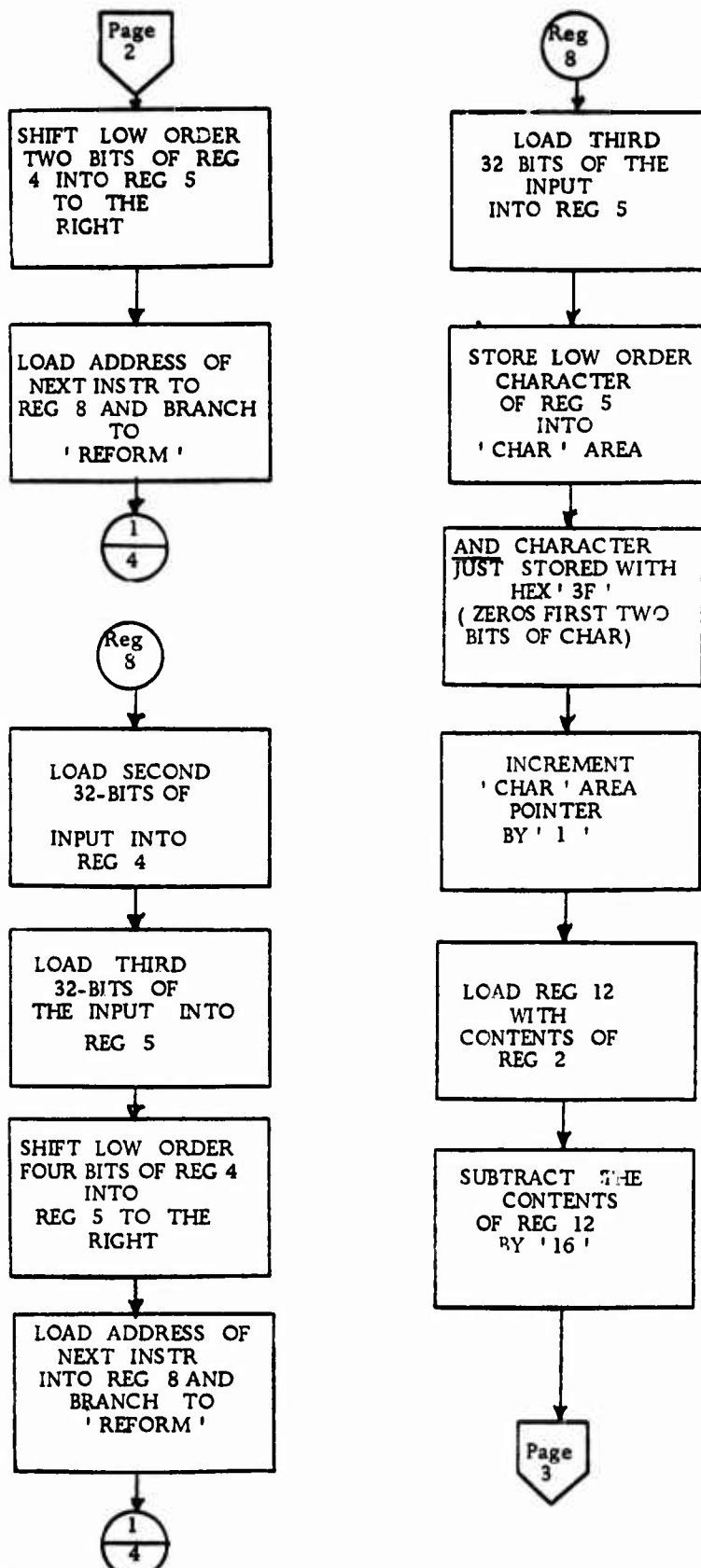


Figure 12. OSD Casualty Translator Logic/Detail Flow (continued)

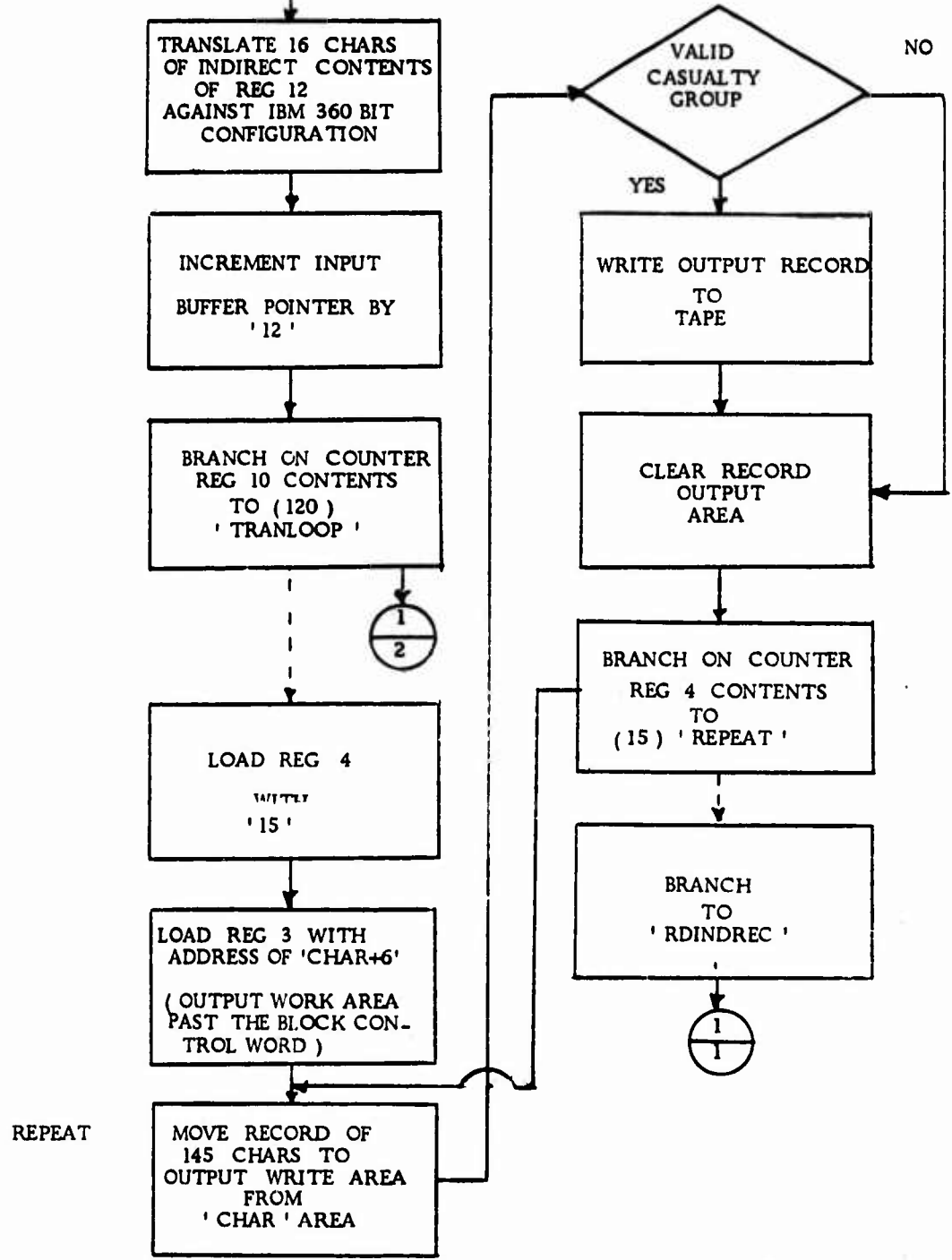


Figure 12. OSD Casualty Translator Logic/Detail Flow (continued)

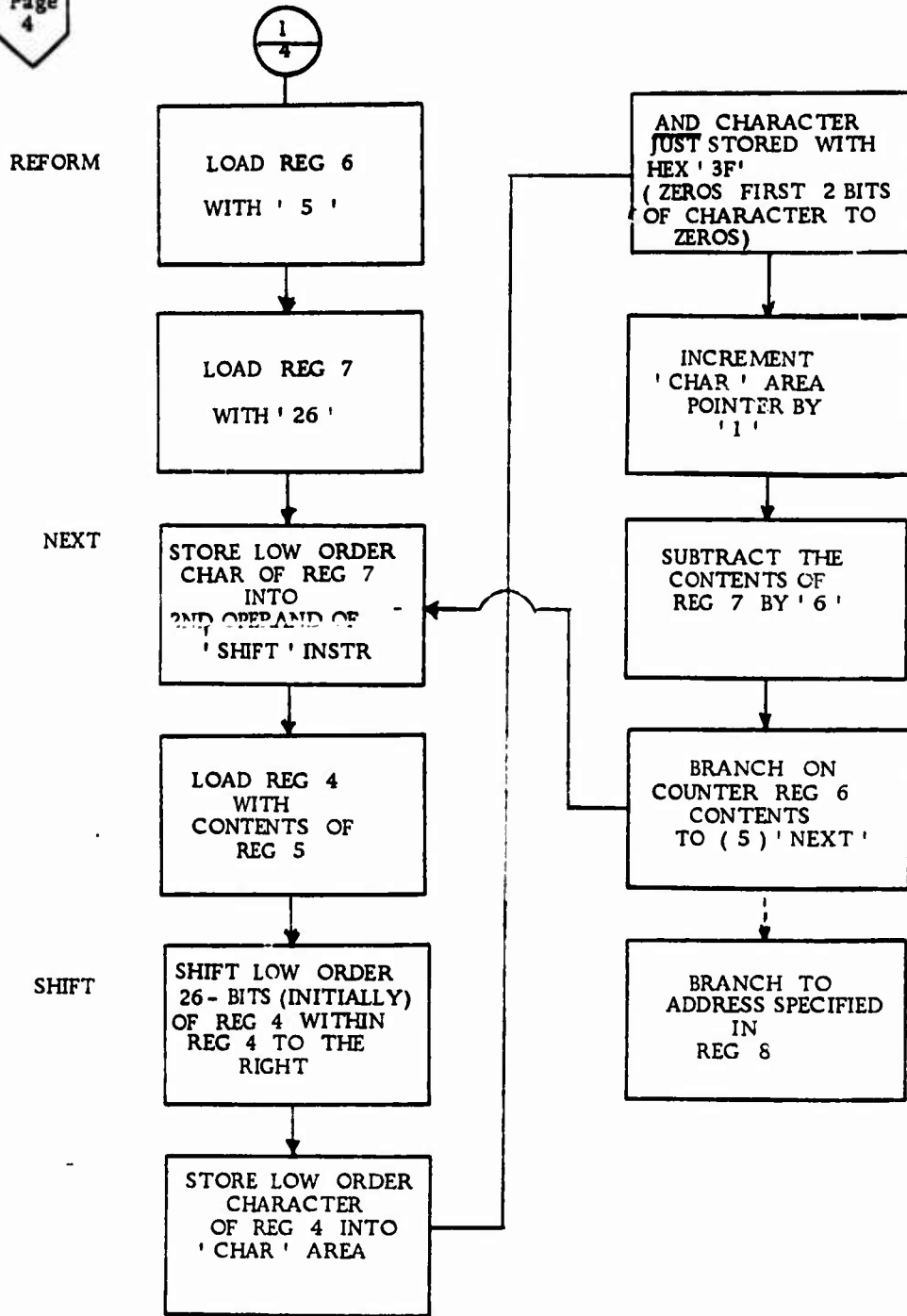


Figure 12. OSD Casualty Translator Logic/Detail Flow (continued)

CADSETS

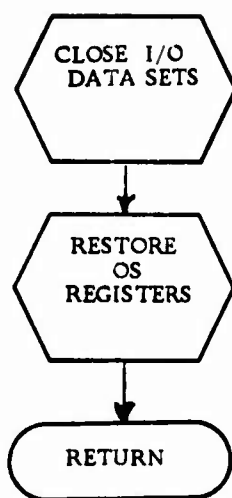


Figure 12. OSD Casualty Translator Logic/Detail Flow (continued)

**APPENDIX G**

**DEREP PREPROCESSOR**



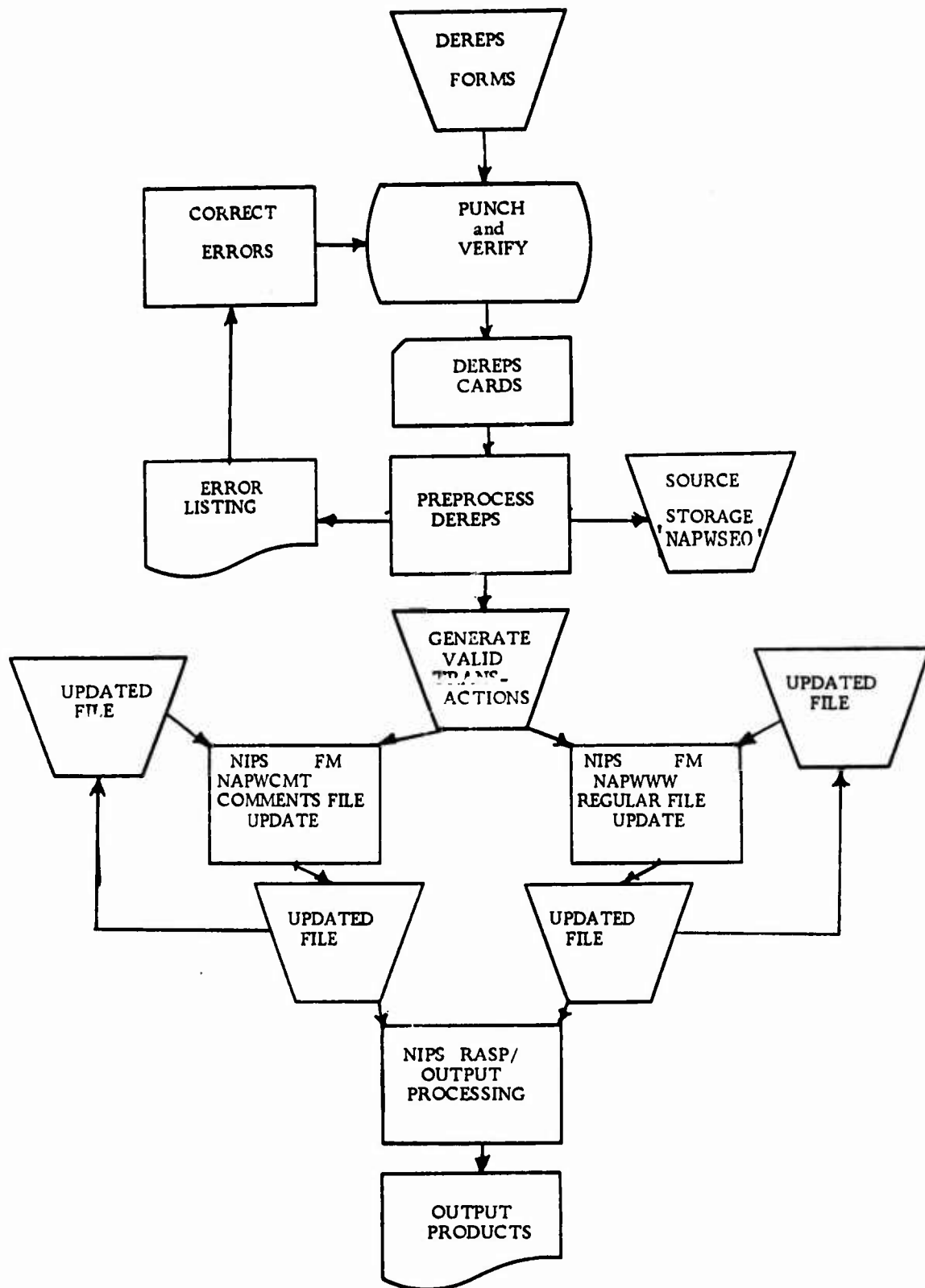


Figure 13. DEREPS Systems Flow Chart

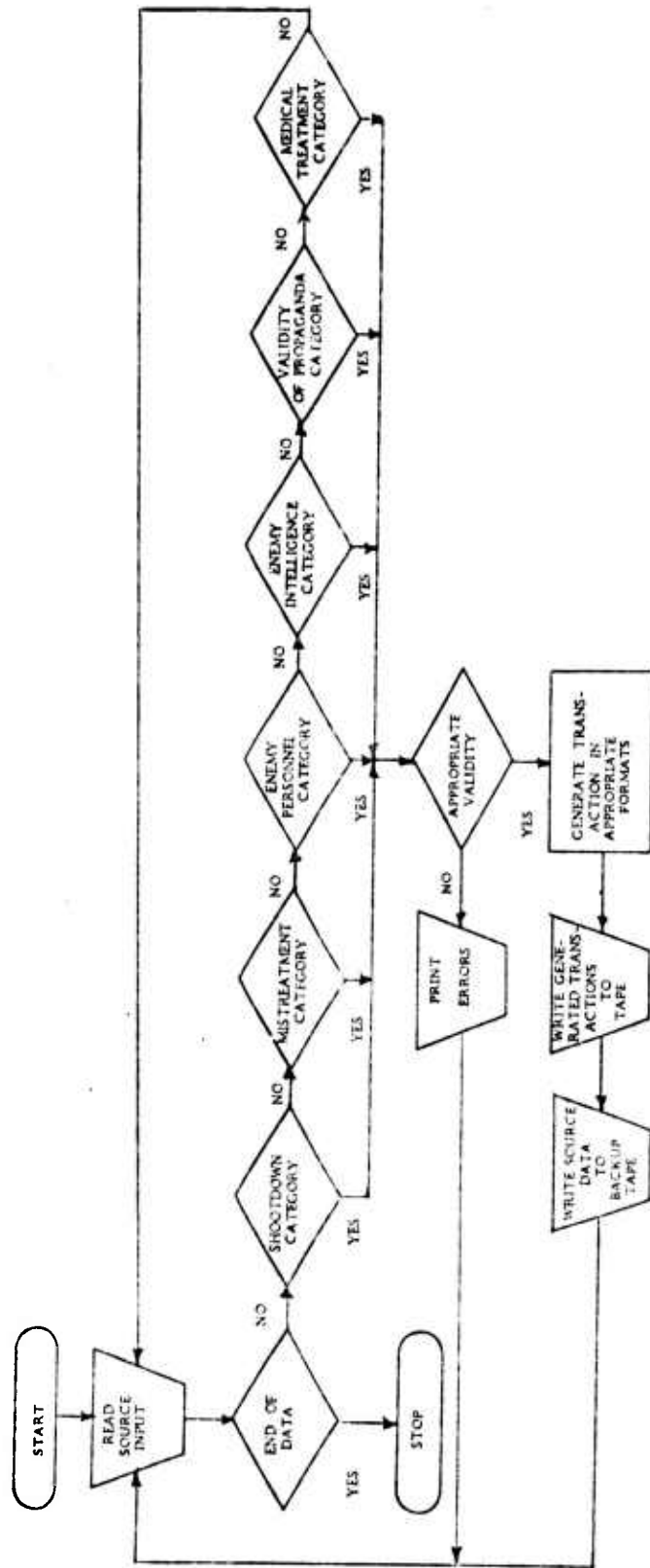


Figure 14, DEREPS Preprocessor Logical Flow Chart

DEREPS PREPROCESSOR  
(THIS RUN IS PROCESSED IN THE AIR FORCE OPERATIONS CENTER)

```
// EXEC PGM=DEBPREP
//STEPLIB DD DSN=NAPWWL,UNIT=2314,VOL=SER=PR0022,DISP=SHR
//SYSPRINT DD SYSOUT=A
//SYSUDUMP DD SYSOUT=A
//PRINT DD SYSOUT=A,DCB=(LRECL=120,BLKSIZE=120)
//TREC DD DSN=NAPWDEB,UNIT=TAPE9,DISP=(,KEEP),
// DCB=(RECFM=FM,LRECL=925,BLKSIZE=9250),VOL=SER=nnnnnn
//BACKUP DD UNIT=TAPE9,DISP=(,KEEP),DSN=NAPWSEO,
// DCB=(RECFM=FB,LRECL=80,BLKSIZE=8000),VOL=SER=nnnnnn,
// LABEL=(,BLP)
//CD1 DD *,DCB=BLKSIZE=80
```

DEREPS data.....

/\*

NOTE: The first run will be an edit of the DEREPS cards for possible errors. The 'TREC' and the 'BACKUP' DD Statements will be dummied as follows:

```
//TREC DD DUMMY,DCB=BLKSIZE=9250
//BACKUP DD DUMMY,DCB=BLKSIZE=8000
```

The second run will retain its original 'TREC' and 'BACKUP' DD Statements, and at this time no listing is required so the 'PRINT' DD Statement may be dummied if desired:

```
//PRINT DD DUMMY,DCB=BLKSIZE=120
```

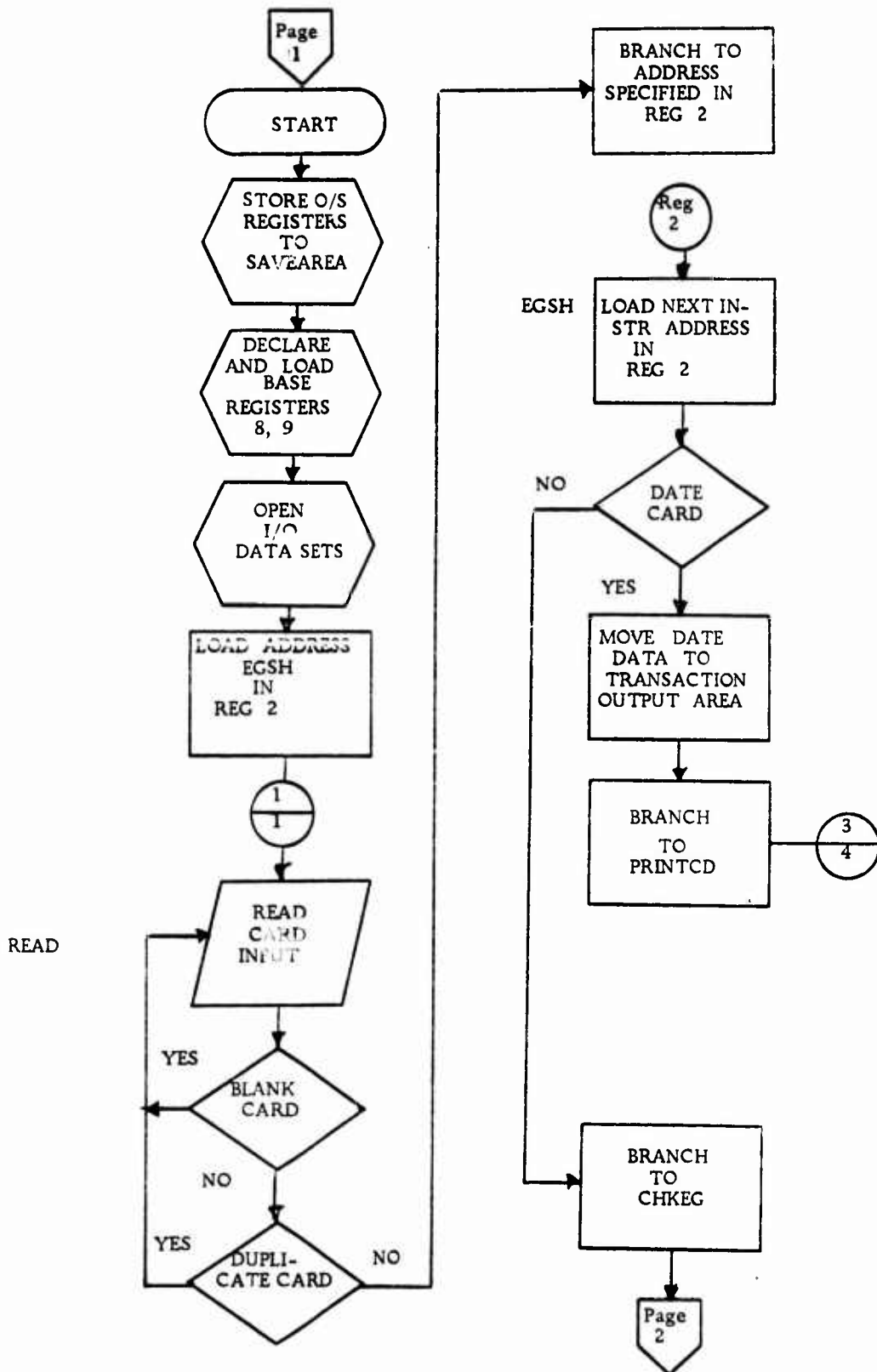


Figure 15. DERE Preprocessor Flow Chart

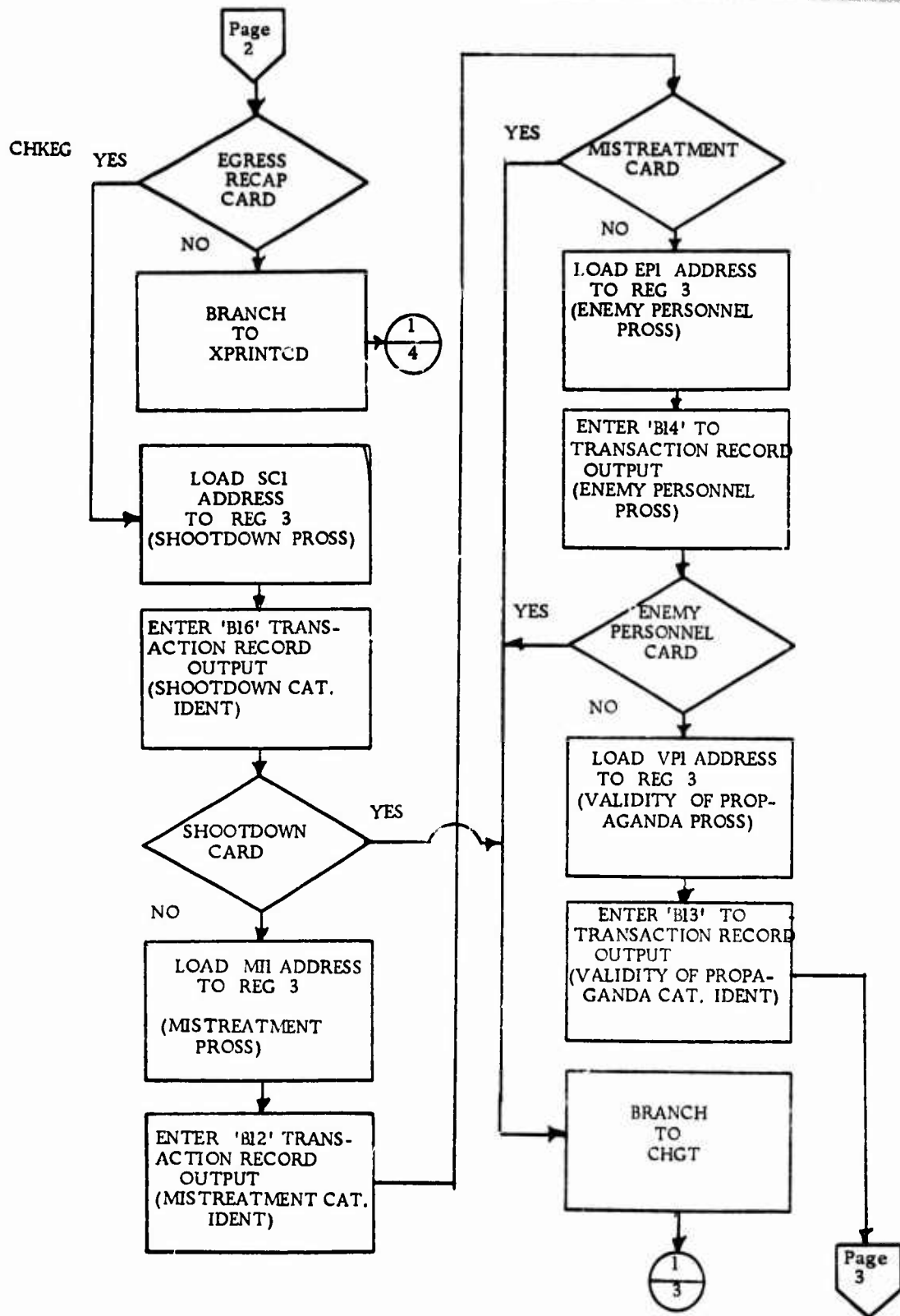


Figure 15. DEREK Preprocessor Flow Chart (continued)



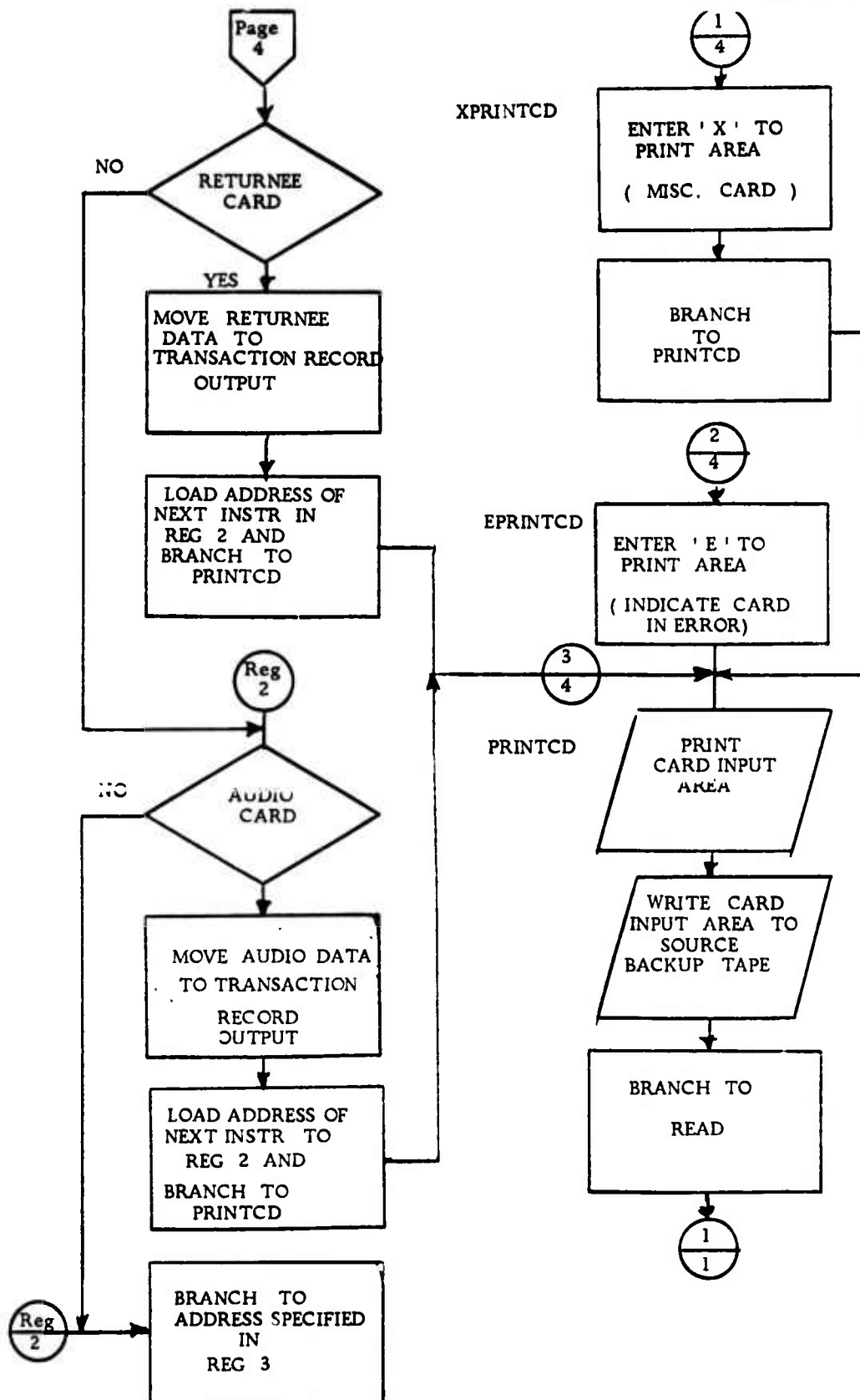


Figure 15. DERE Preprocessor Flow Chart (continued)

SHUTDOWN PROCESS ROUTINE

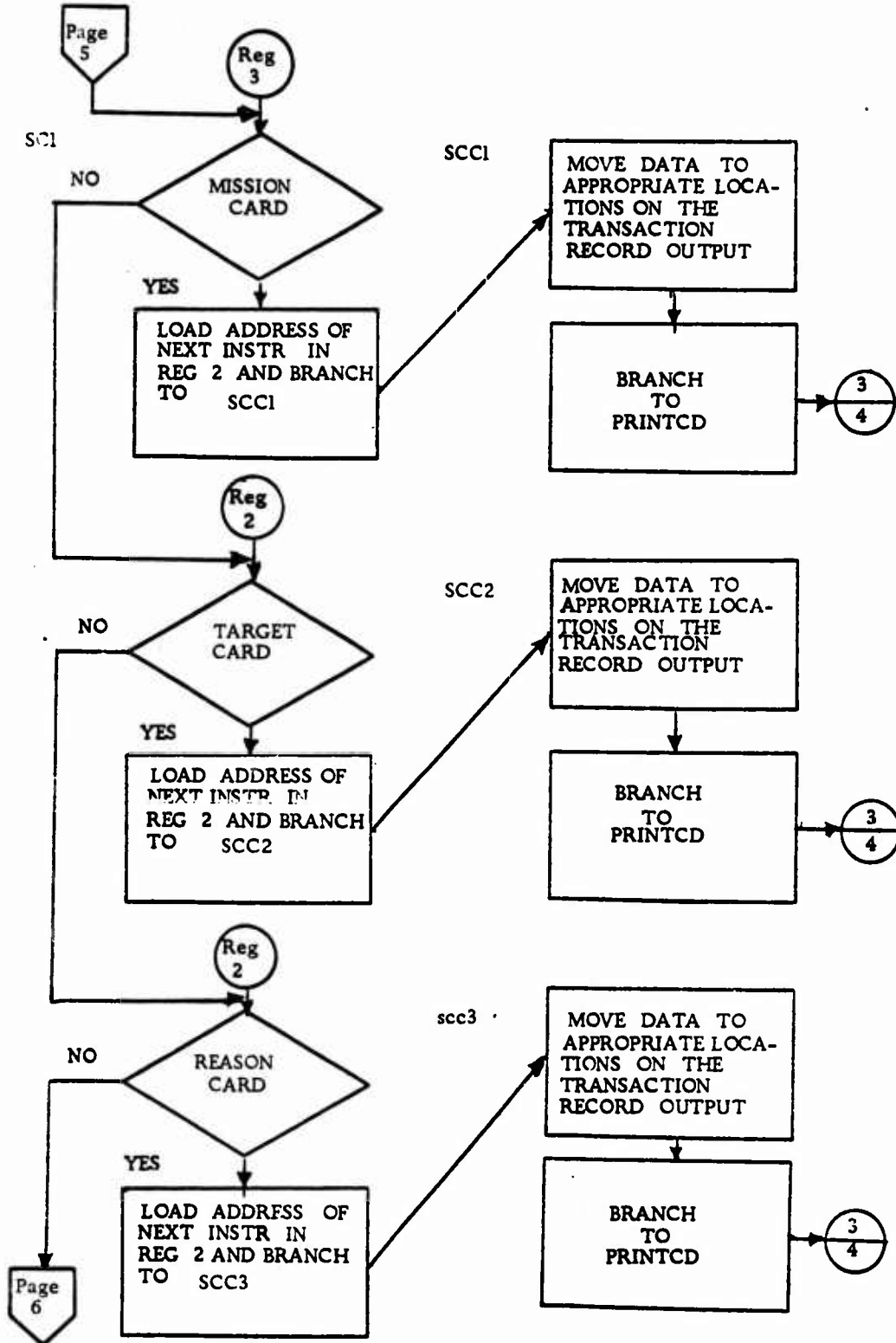


Figure 15. DERE Preprocessor Flow Chart (continued)



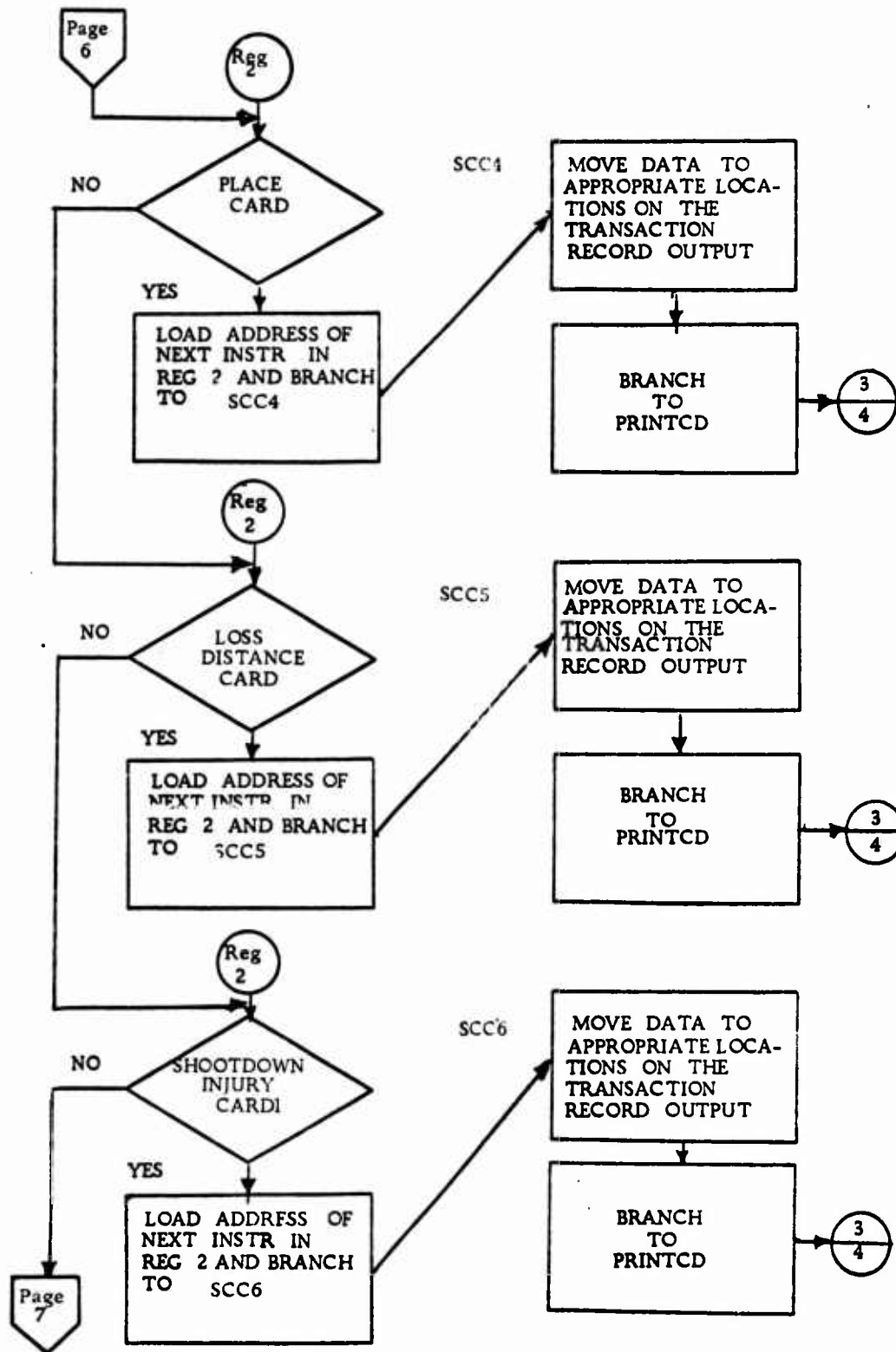


Figure 15. DERE Preprocessor Flow Chart (continued)

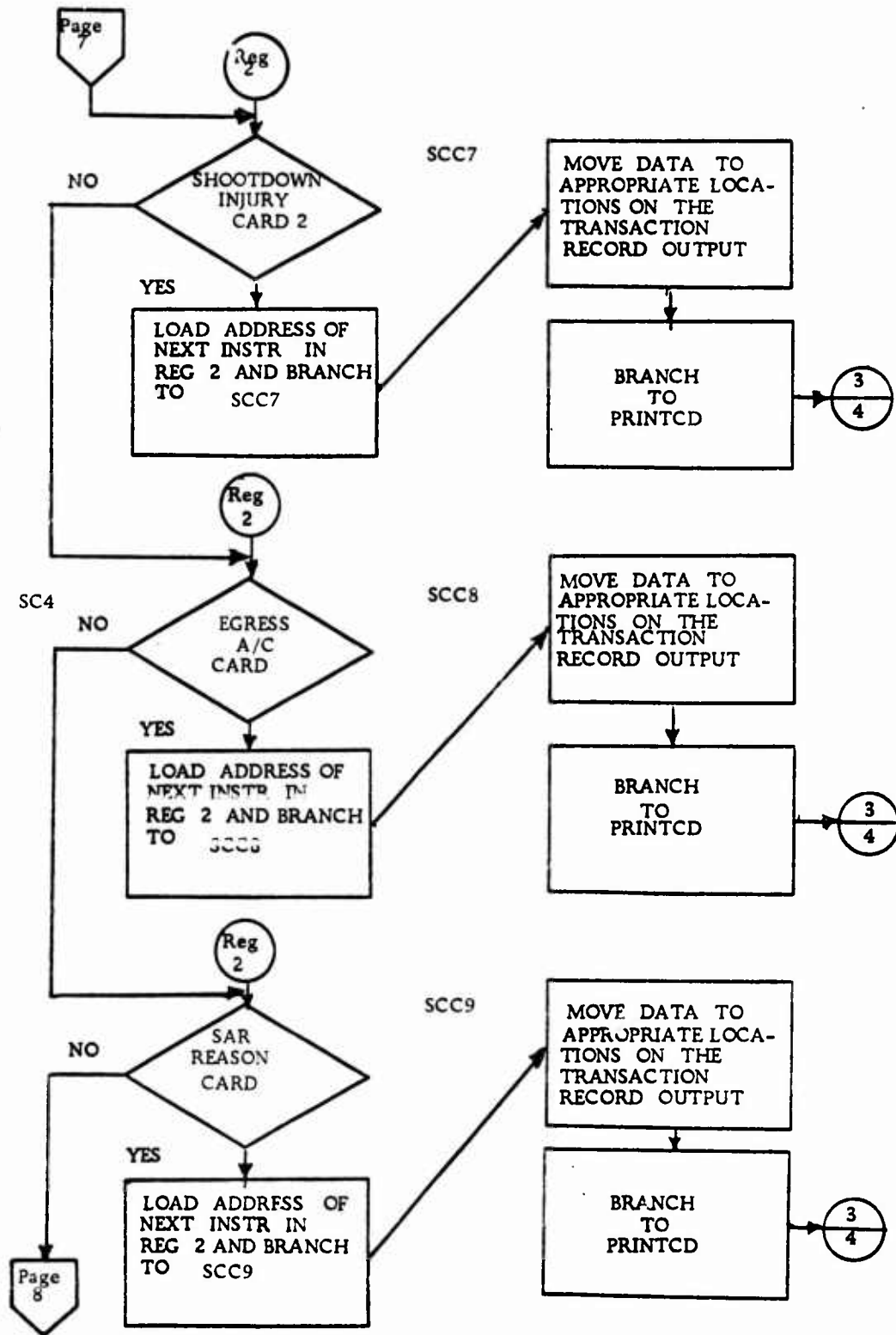


Figure 15. DERE Preprocessor Flow Chart (continued)

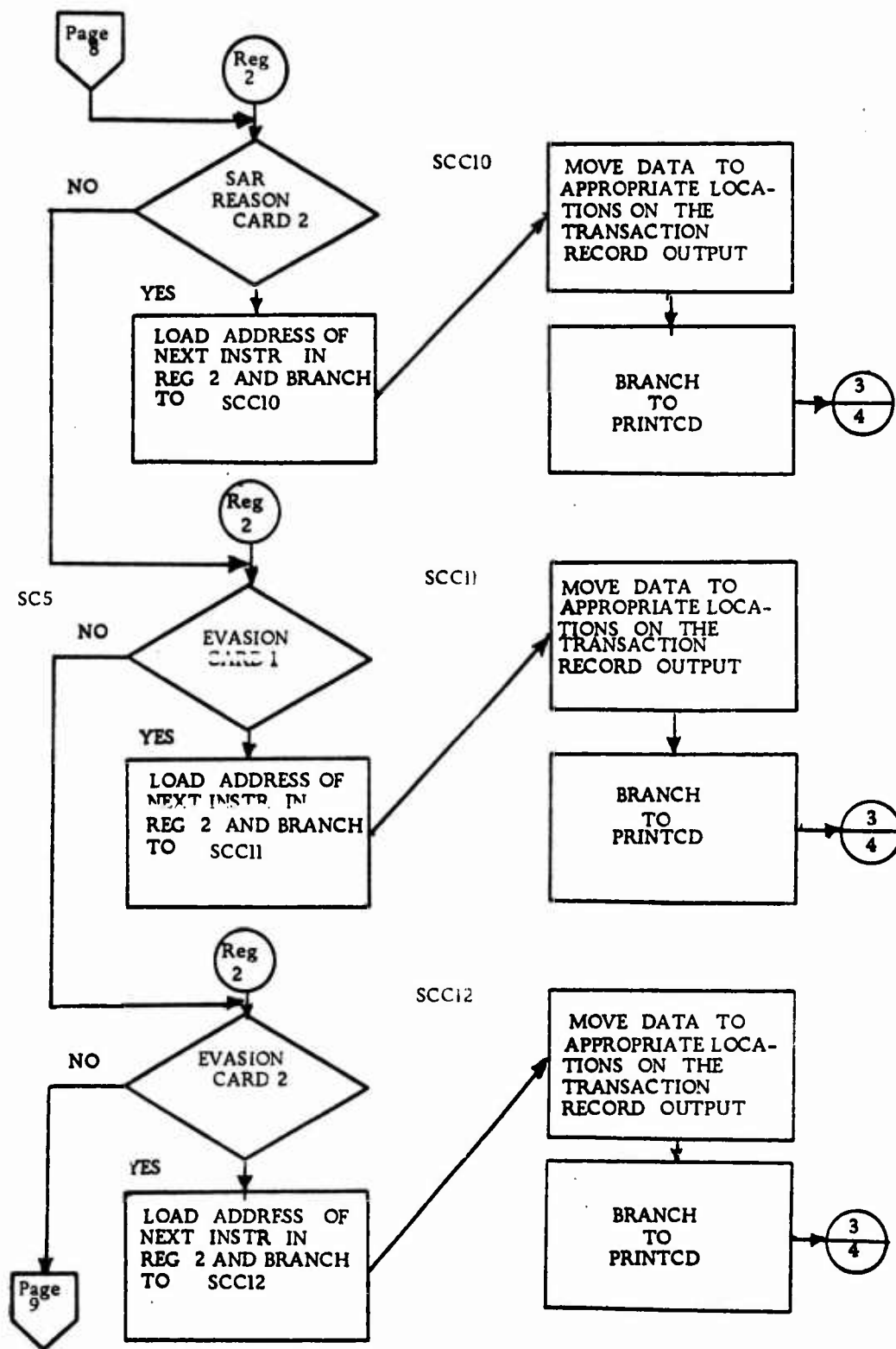


Figure 15. DERE Preprocessor: Flow Chart (continued)

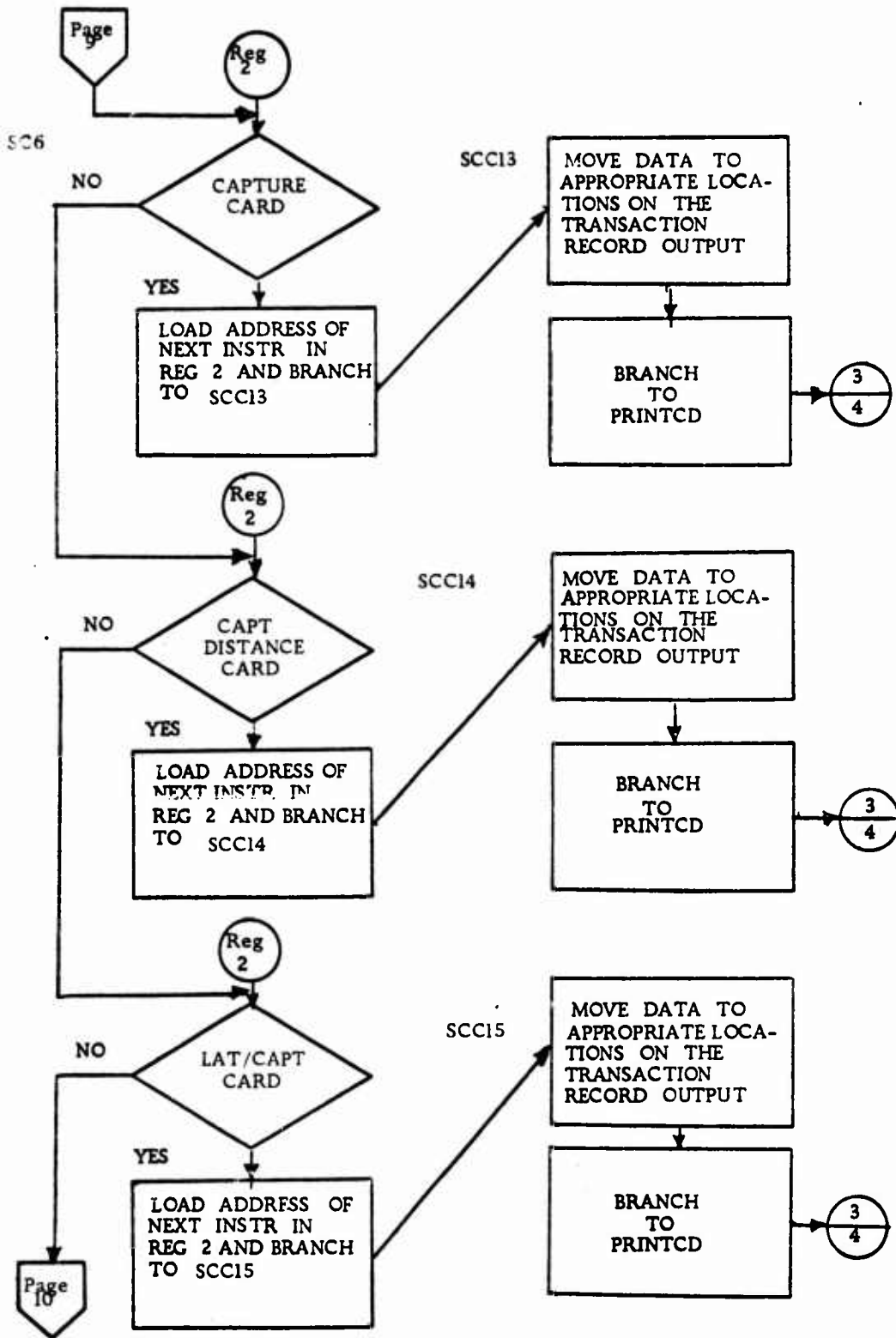


Figure 15. DERE Preprocessor Flow Chart (continued)

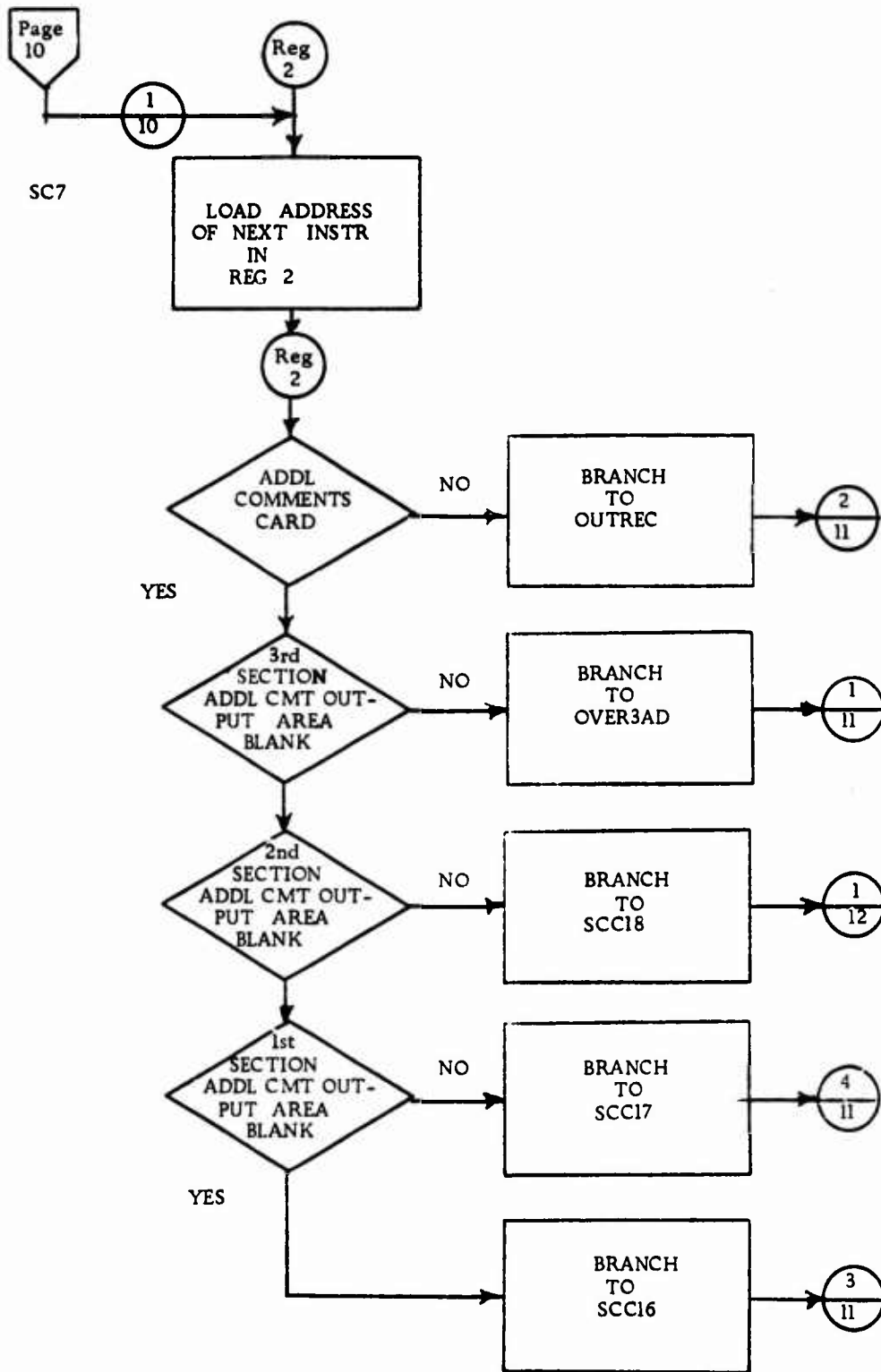


Figure 15. DERE Preprocessor Flow Chart (continued)

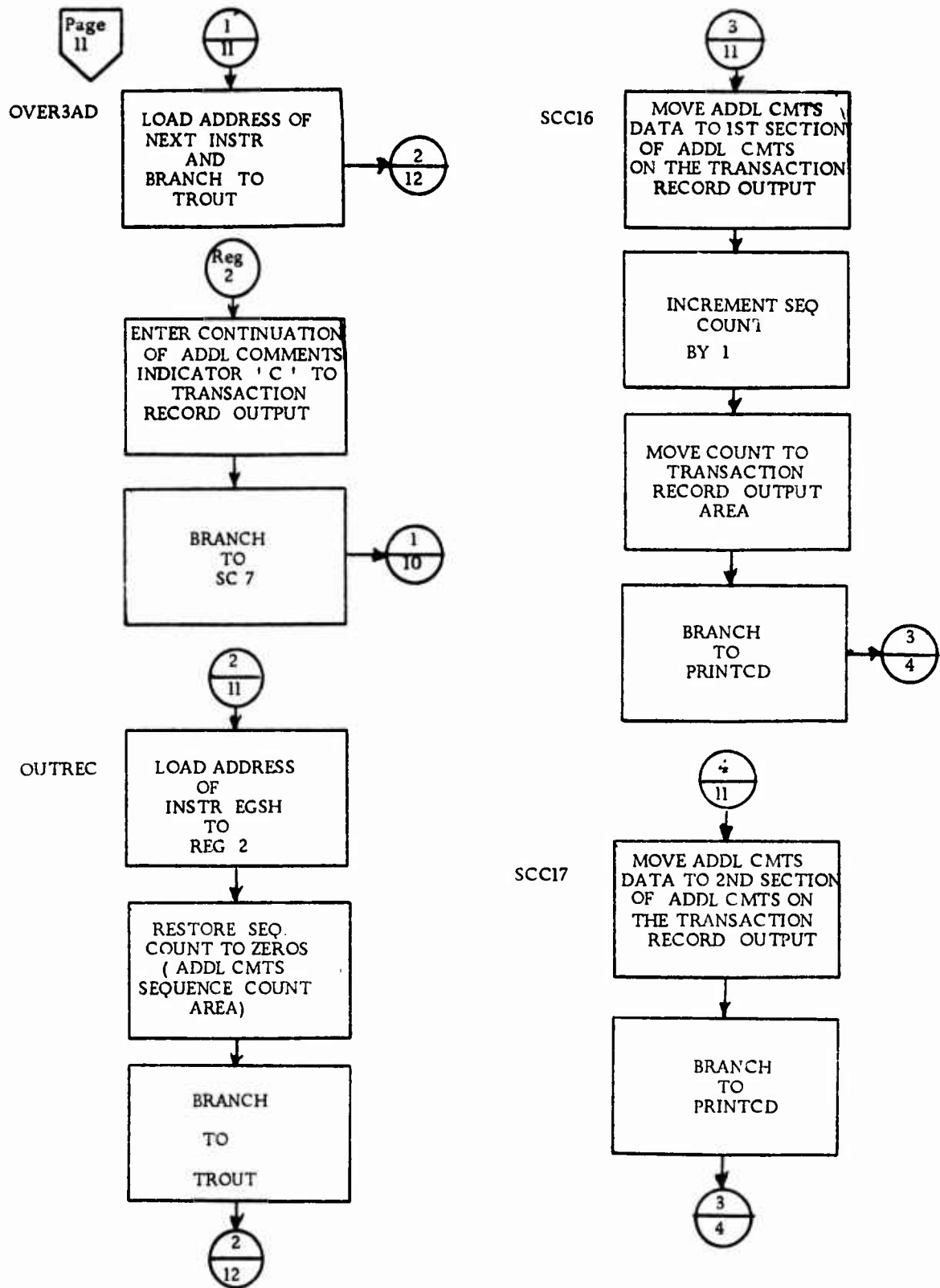


Figure 15. DERE Preprocessor Flow Chart (continued)

SCC18

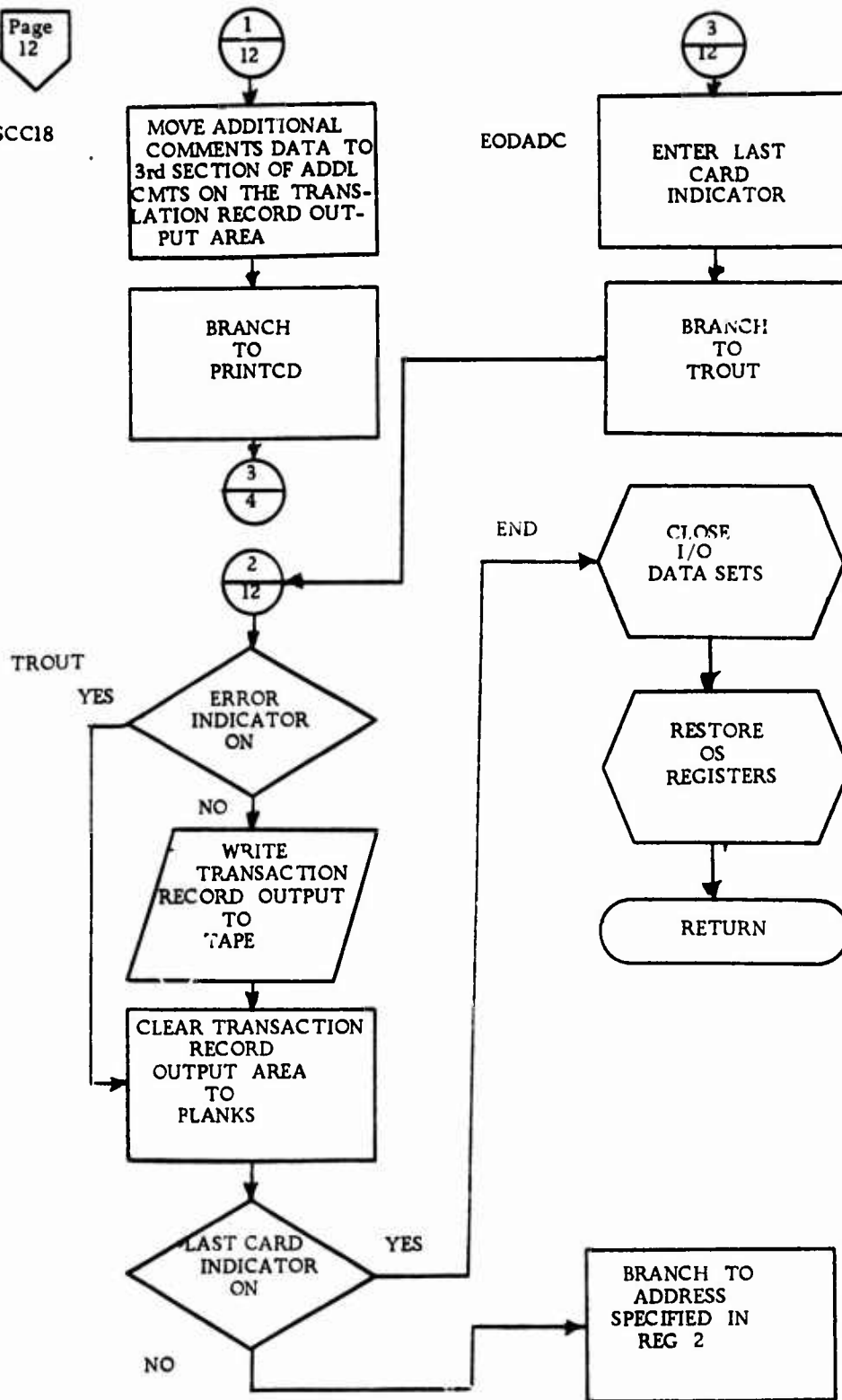


Figure 15, DERE Preprocessor Flow Chart (continued)

MISTREATMENT PROCESS ROUTINE

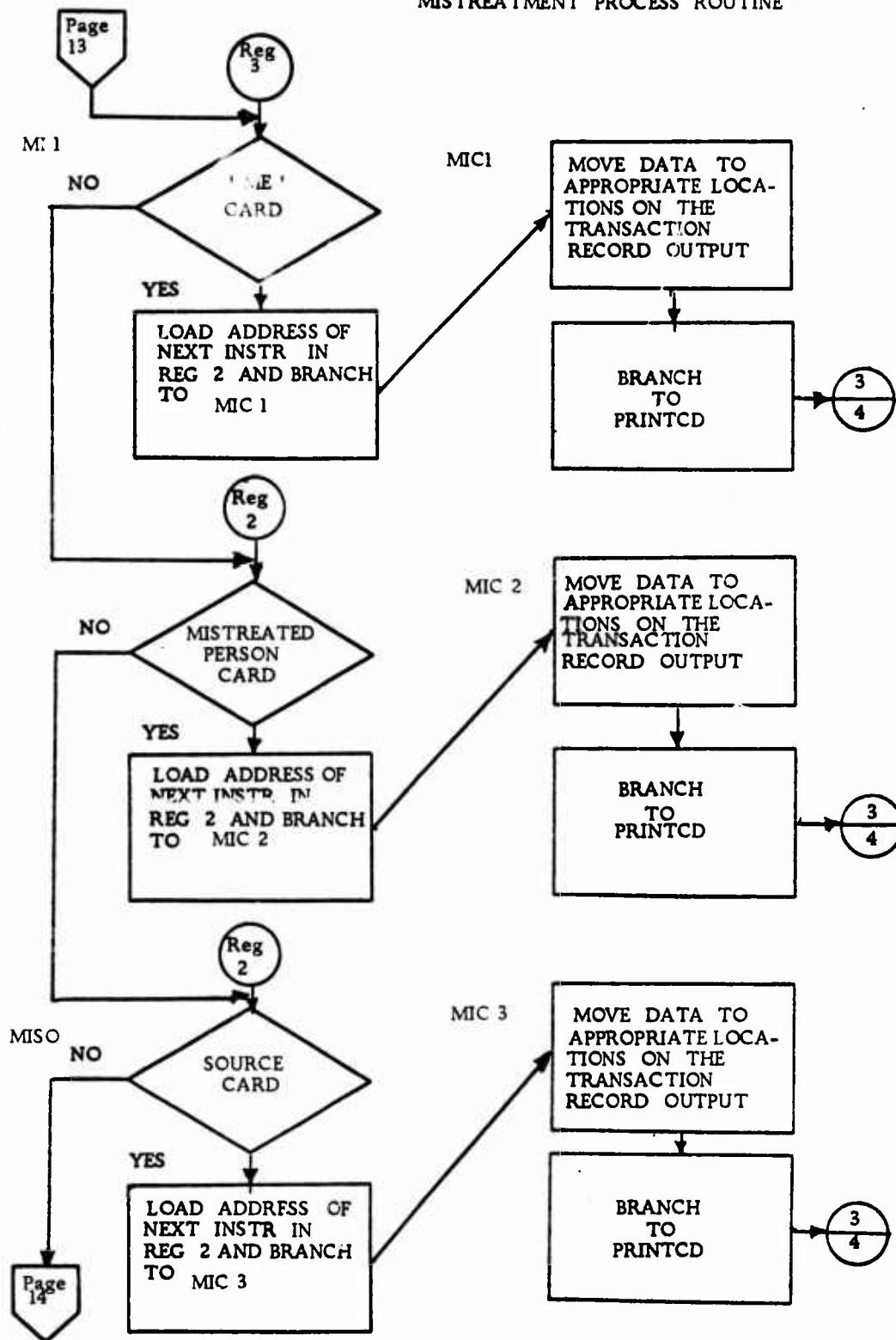


Figure 15. DEREK Preprocessor Flow Chart (continued)



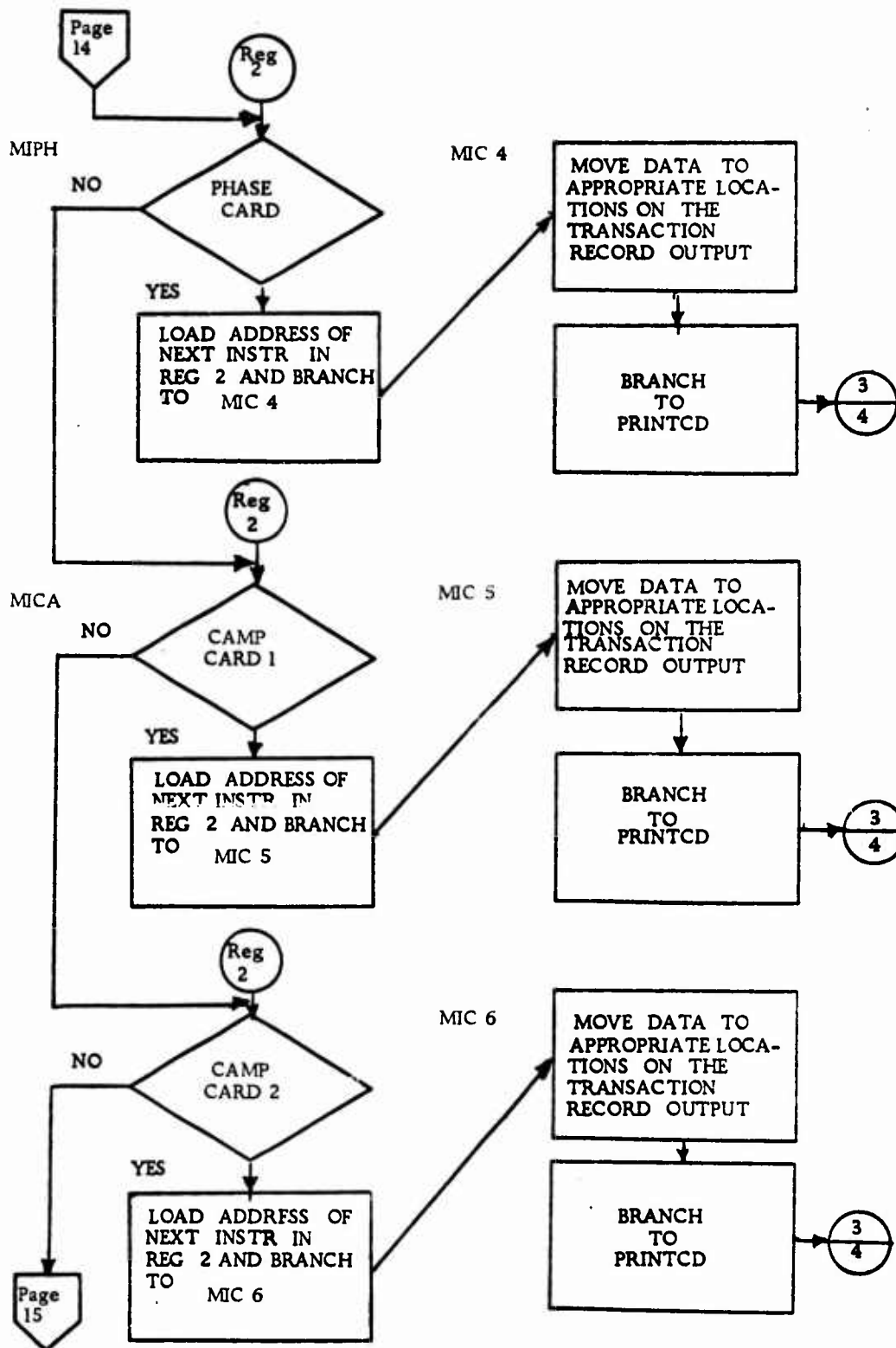


Figure 15, DERE Preprocessor Flow Chart (continued)

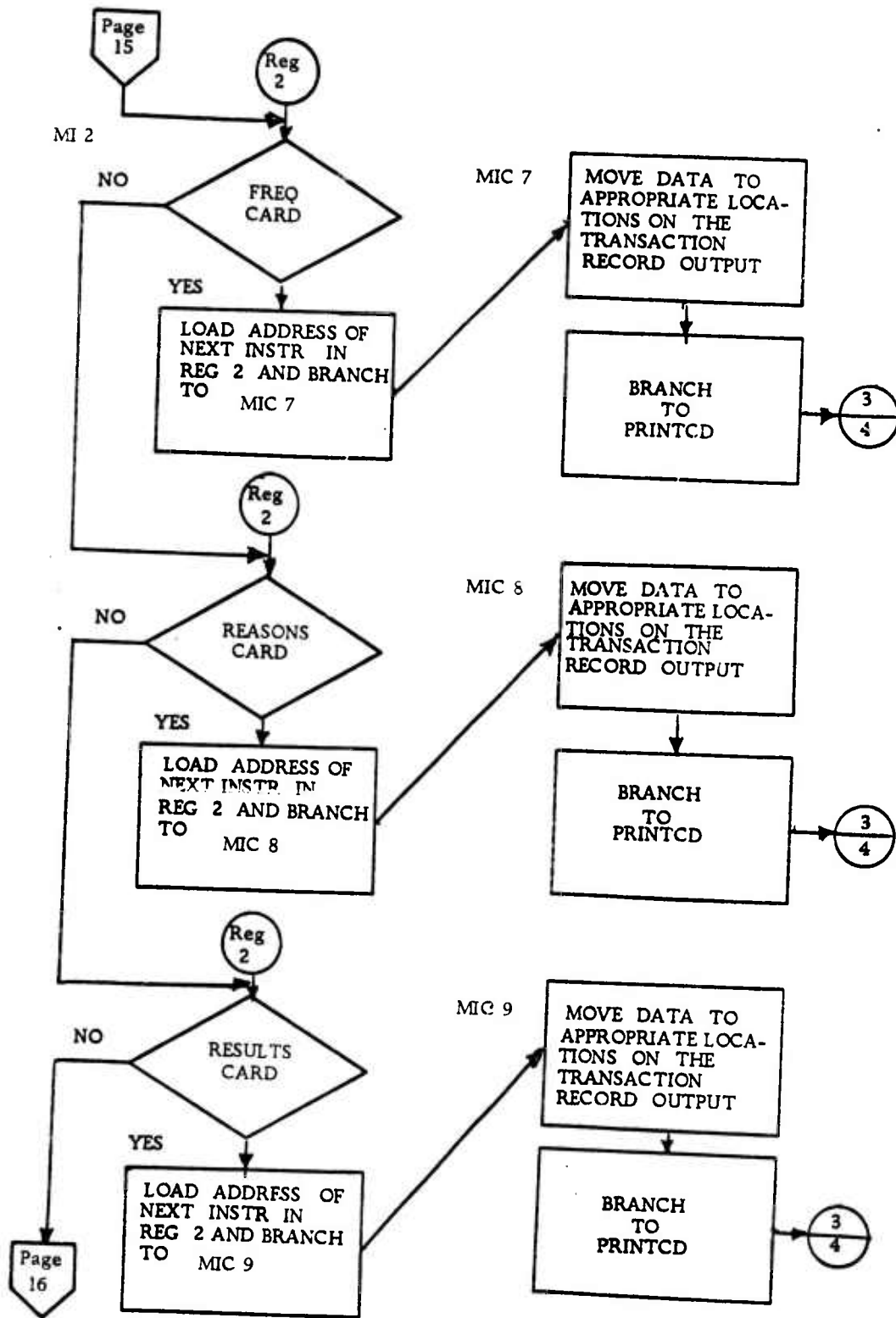


Figure 15. DERE Preprocessor Flow Chart (continued)

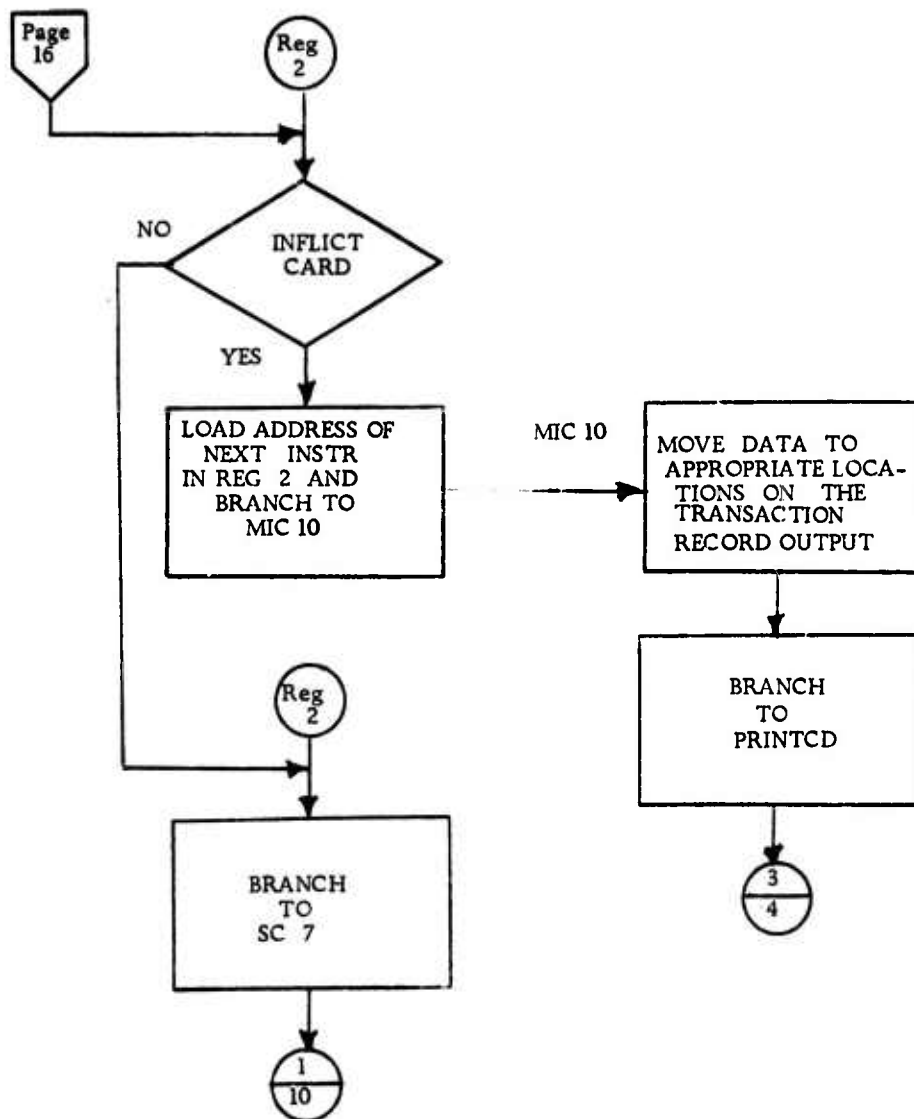


Figure 15. DERE Preprocessor Flow Chart (continued)

ENEMY INTELLIGENCE PROCESS ROUTINE

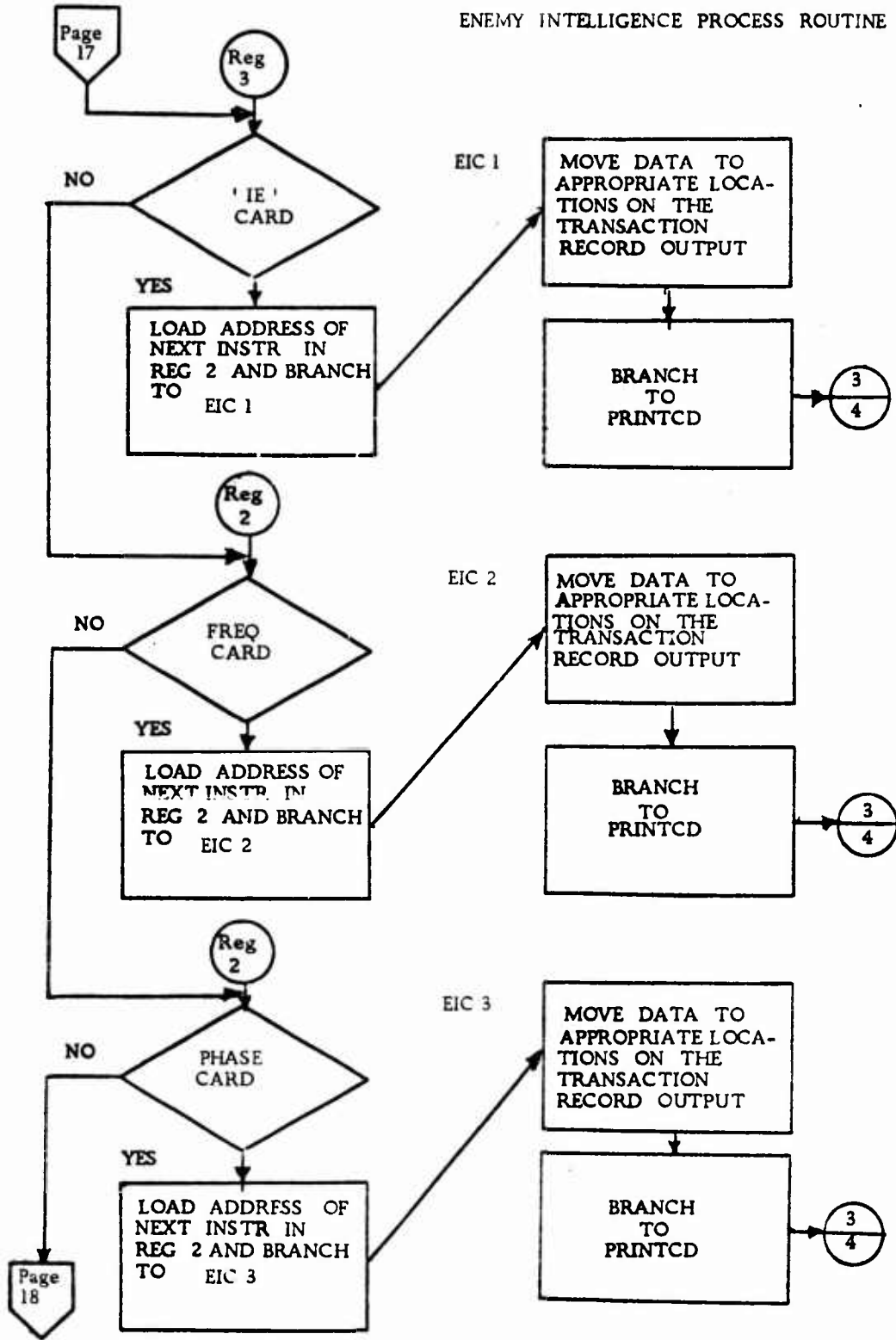


Figure 15. DEREK Preprocessor Flow Chart (continued)

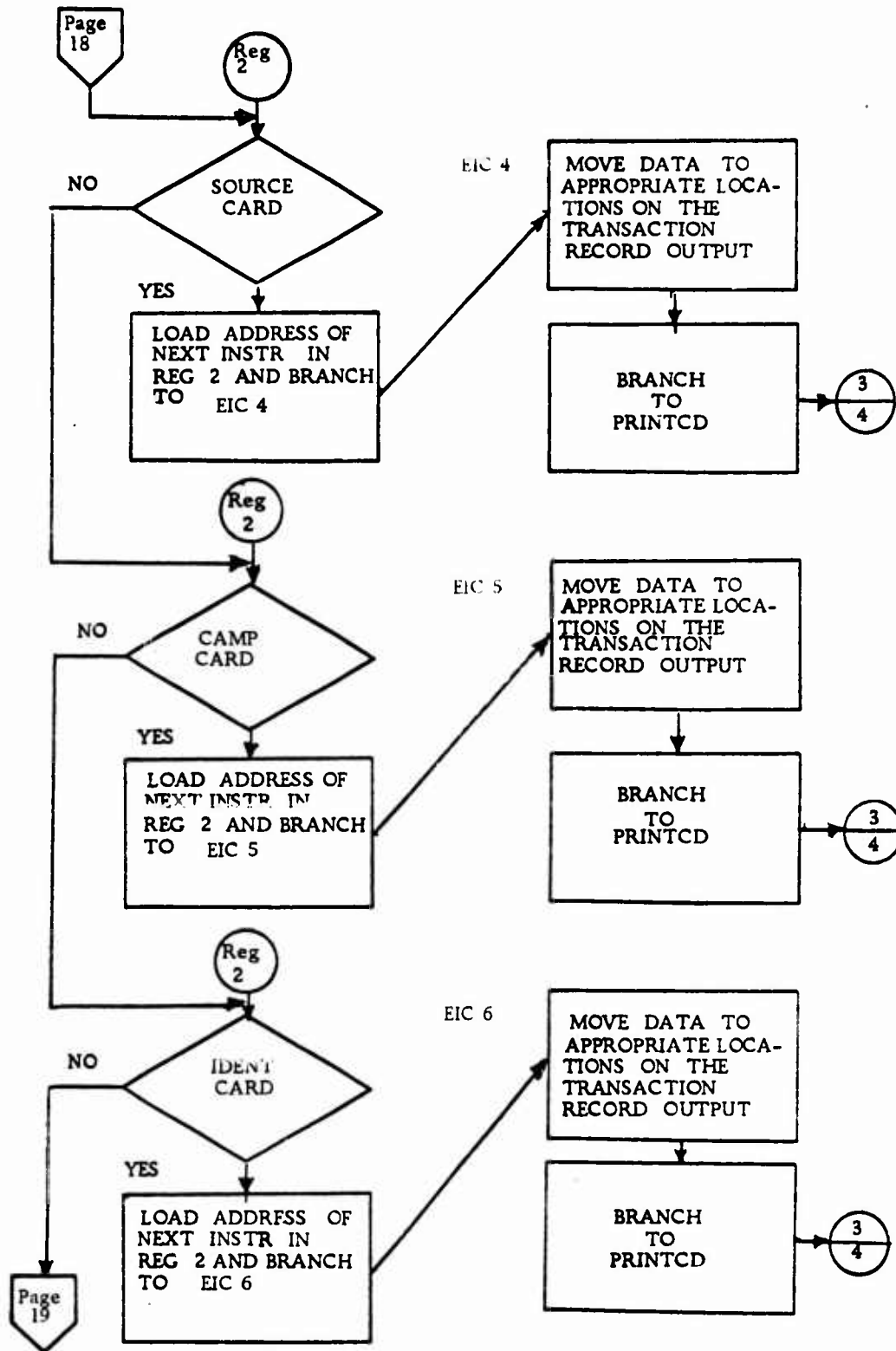


Figure 15. DERE Preprocessor Flow Chart (continued)

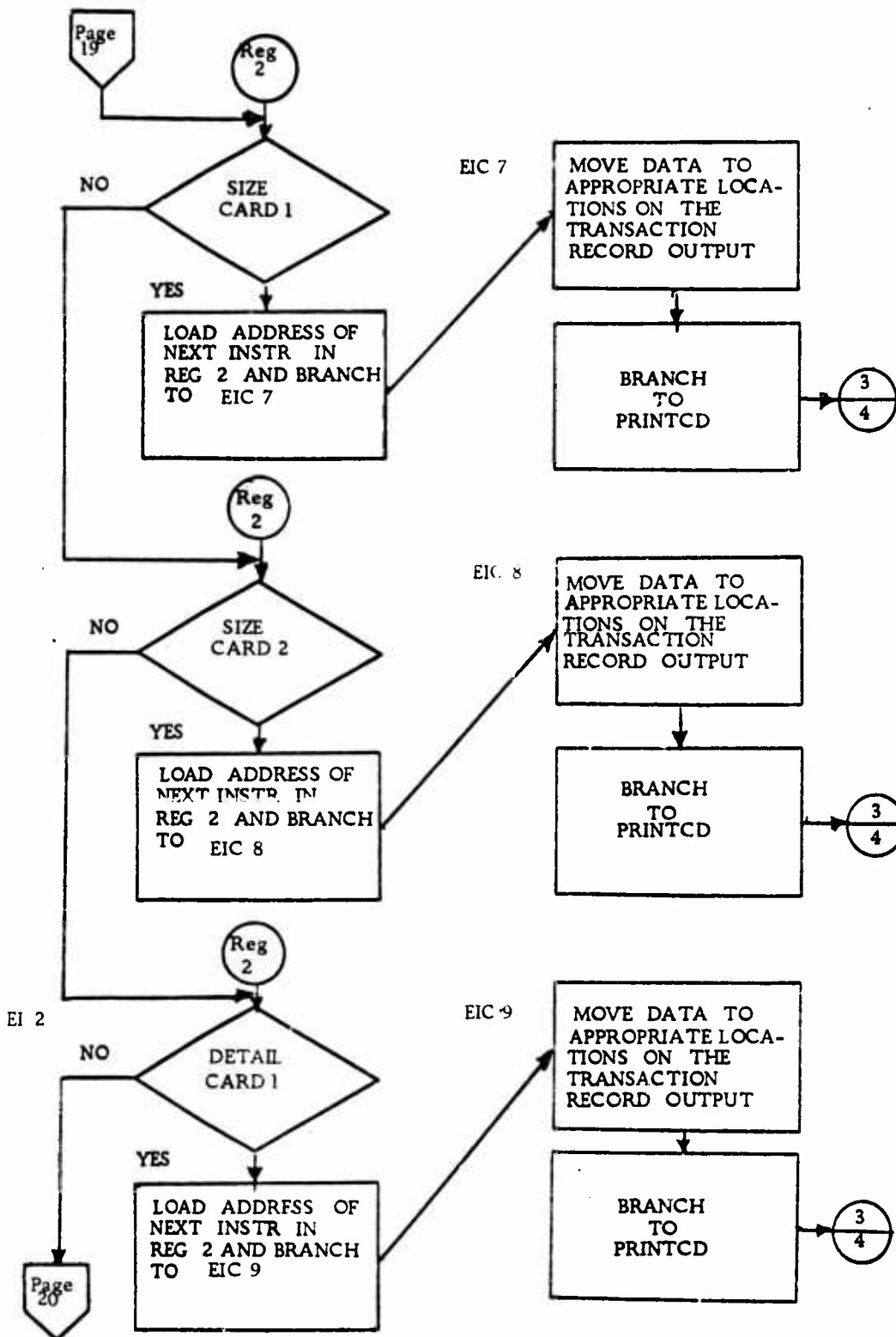


Figure 15. DEREPPreprocessor Flow Chart (continued)

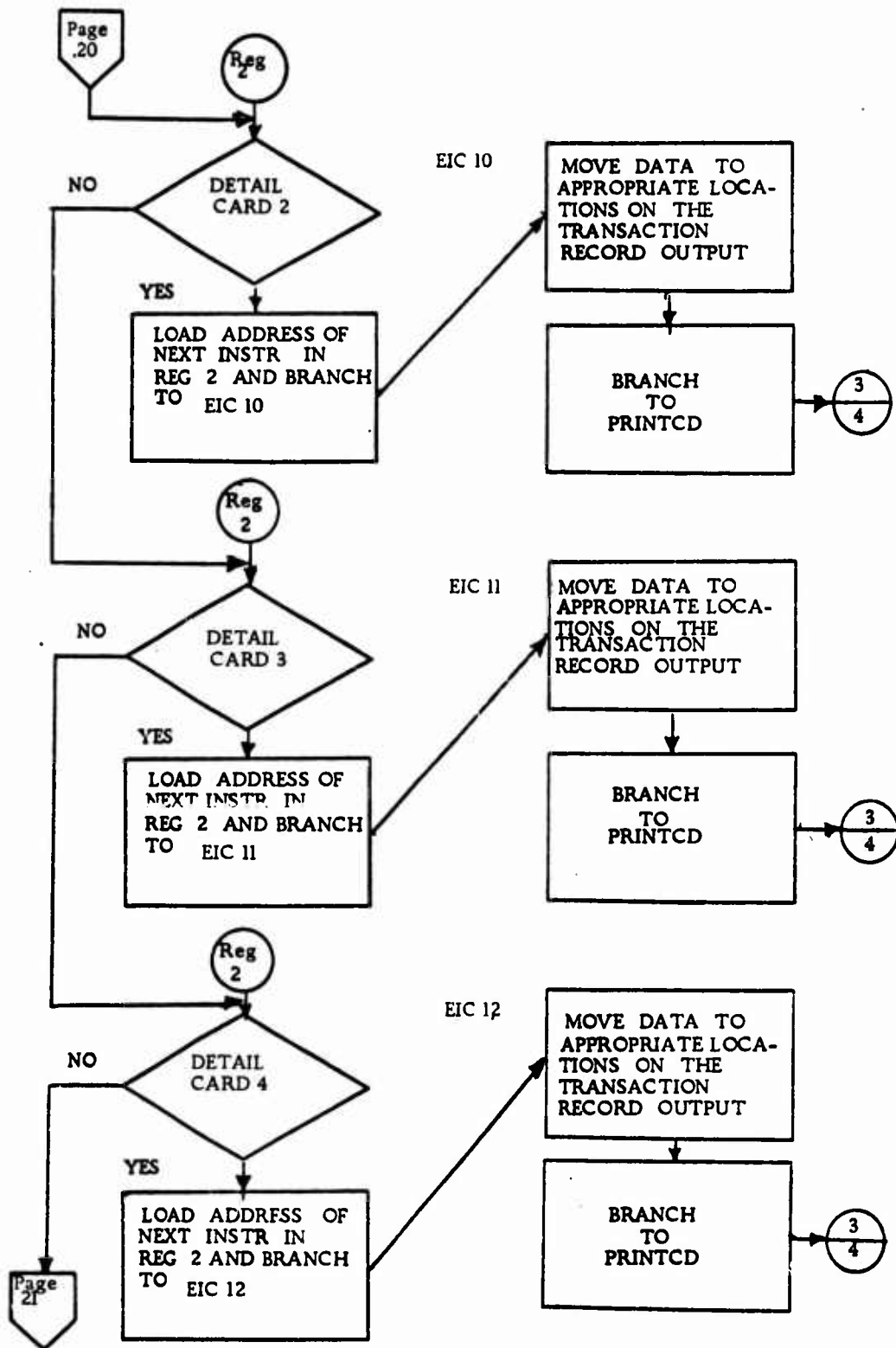


Figure 15. DERE Preprocessor Flow Chart (continued)

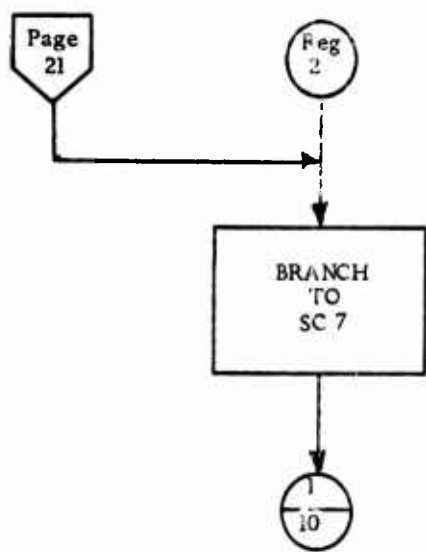


Figure 15. DERE Preprocessor Flow Chart (continued)



ENEMY PERSONNEL PROCESS ROUTINE

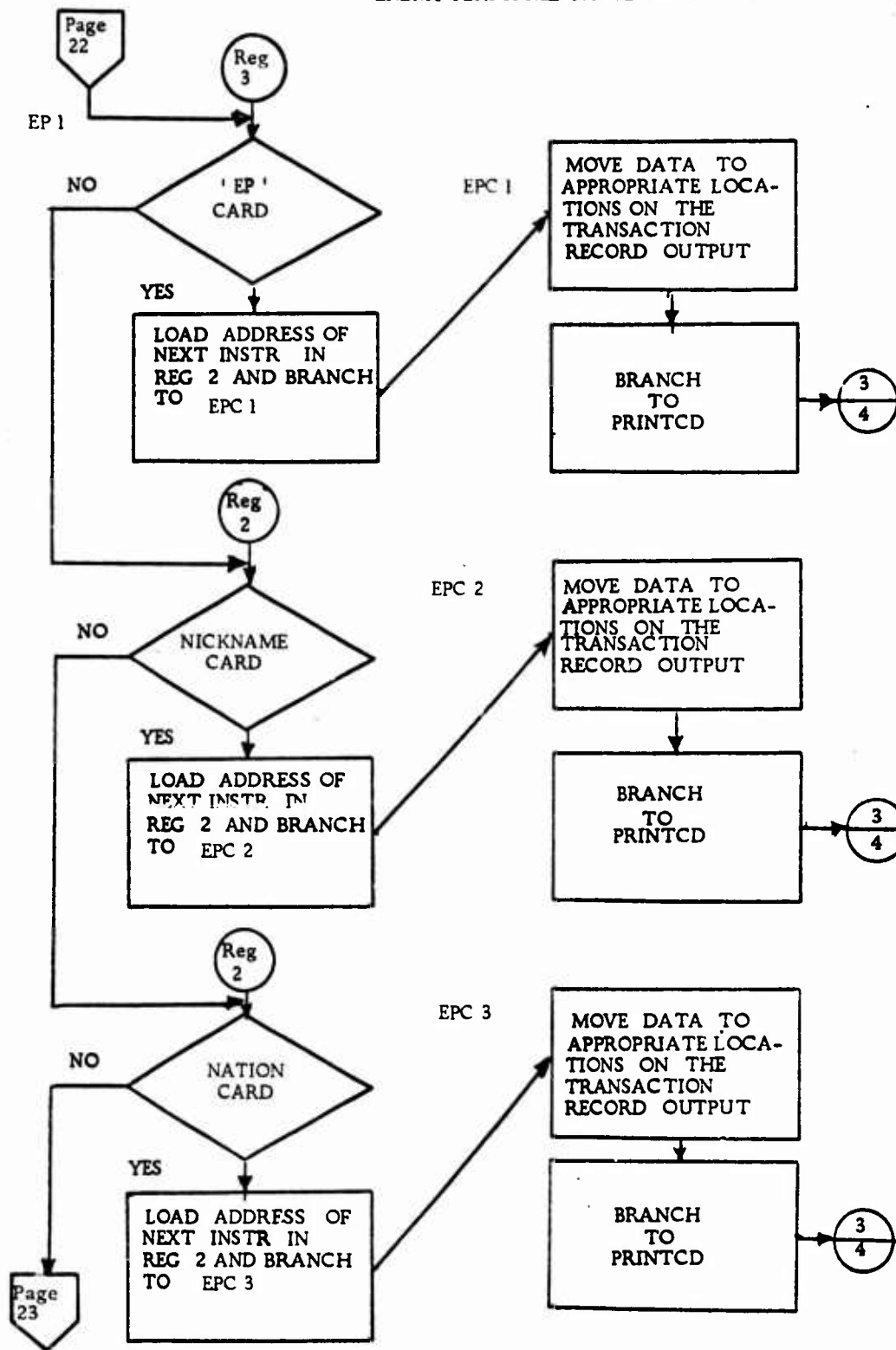


Figure 15. DEREK Preprocessor Flow Chart (continued)

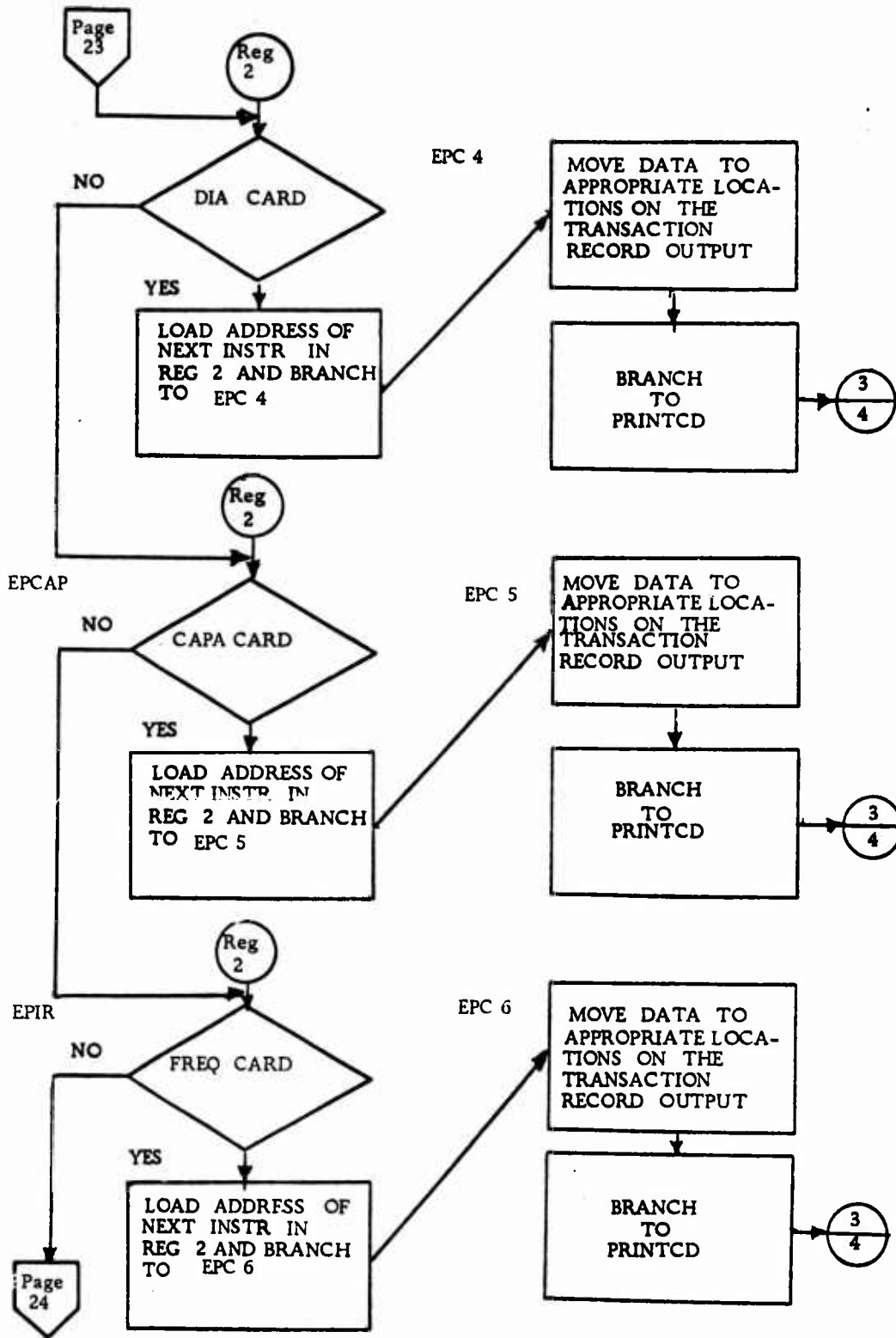


Figure 15. DERE Preprocessor Flow Chart (continued)

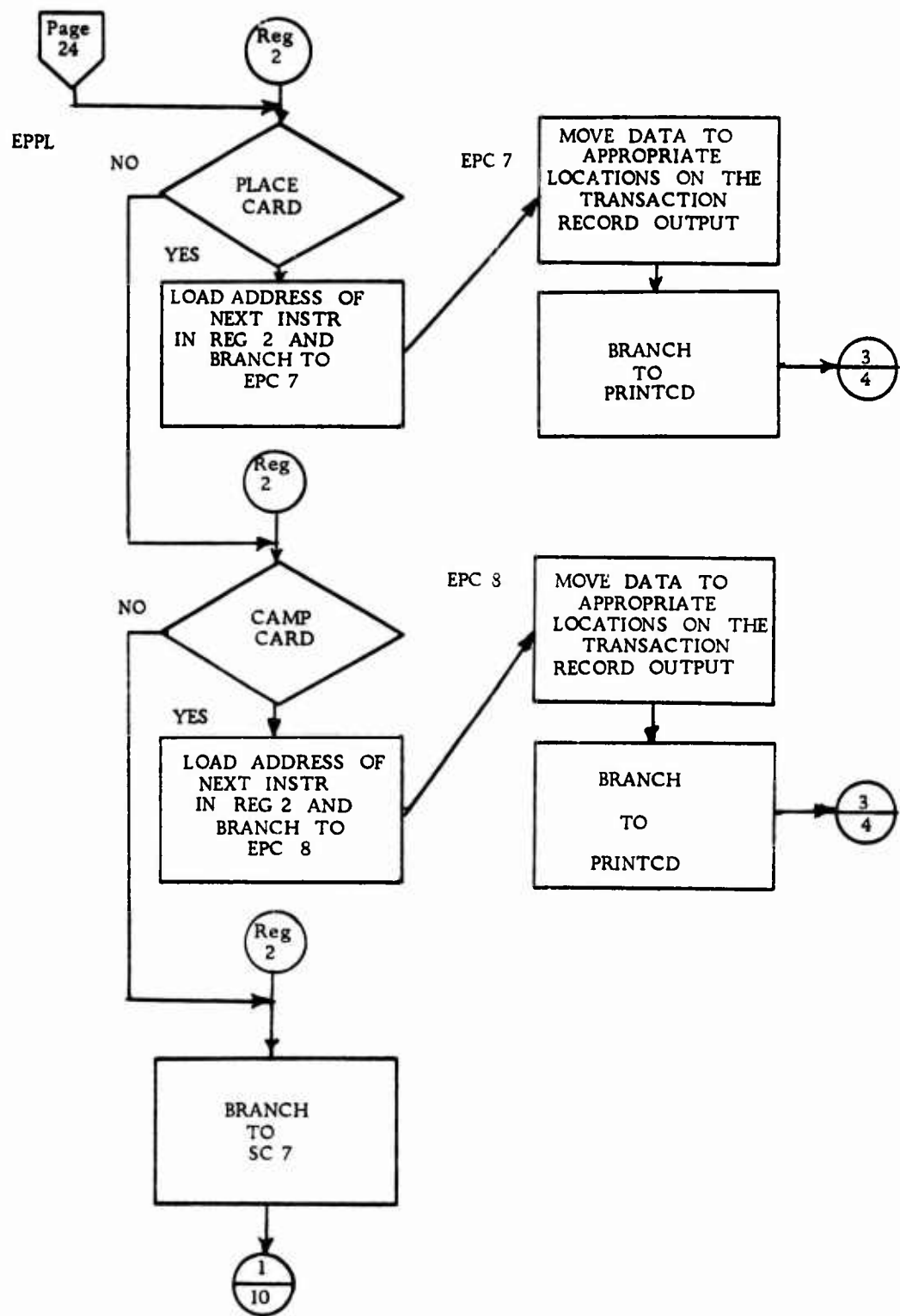


Figure 15. DERE Preprocessor Flow Chart (continued)

VALIDITY OF PROPAGANDA PROCESS ROUTINE

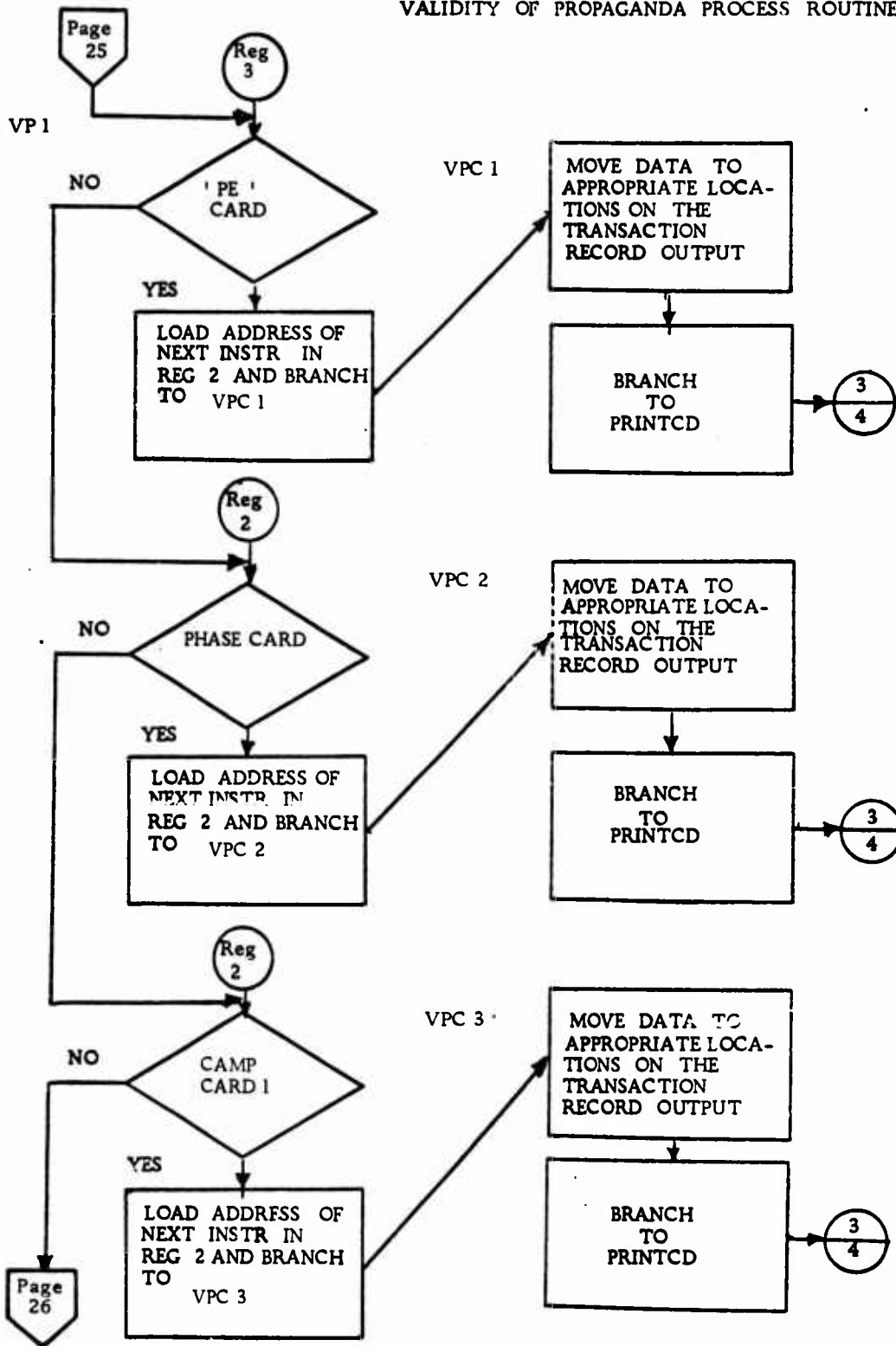


Figure 15. DEREK Preprocessor Flow Chart (continued)

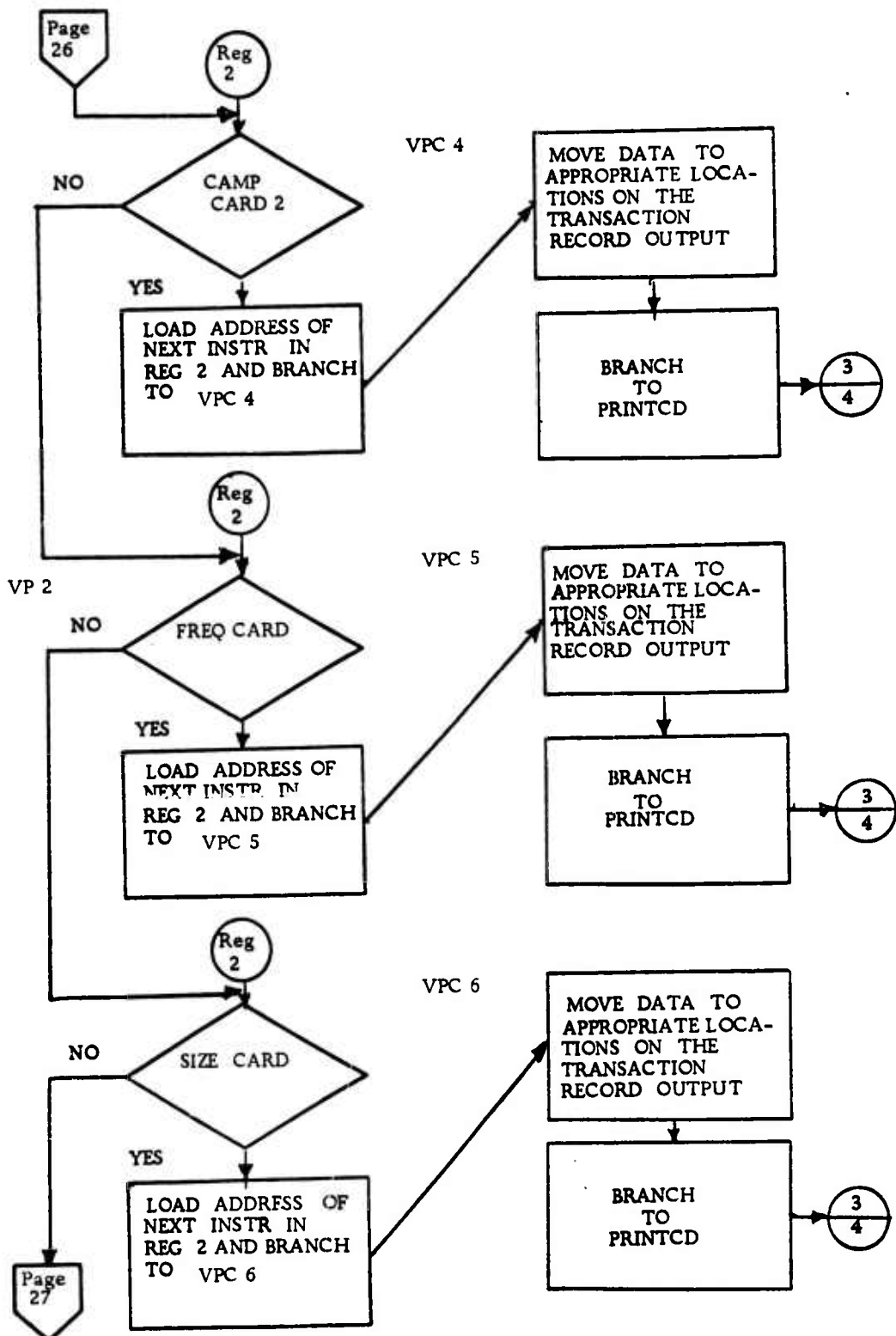


Figure 15. DERE Preprocessor Flow Chart (continued)

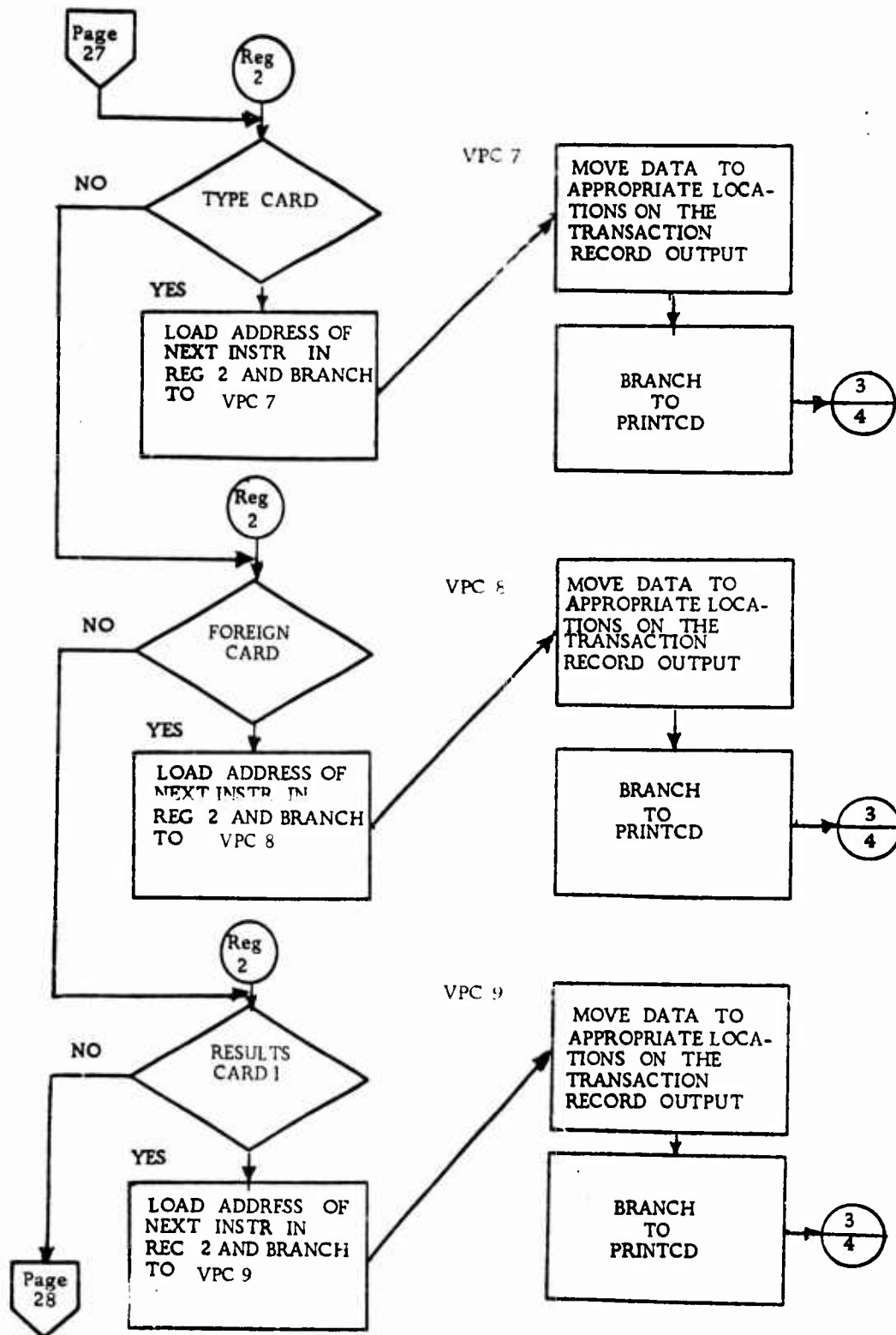


Figure 15. DERE Preprocessor Flow Chart (continued)

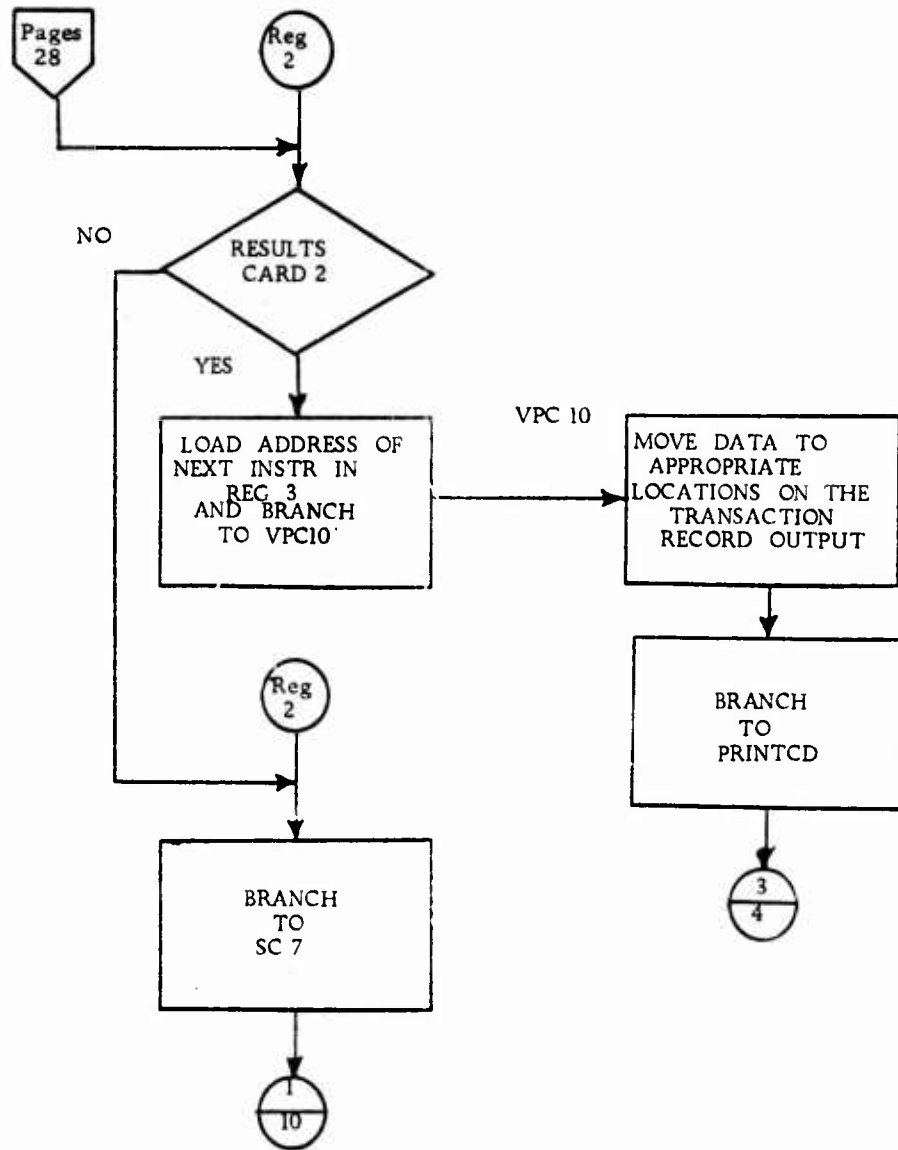


Figure 15. DERE Preprocessor Flow Chart (continued)

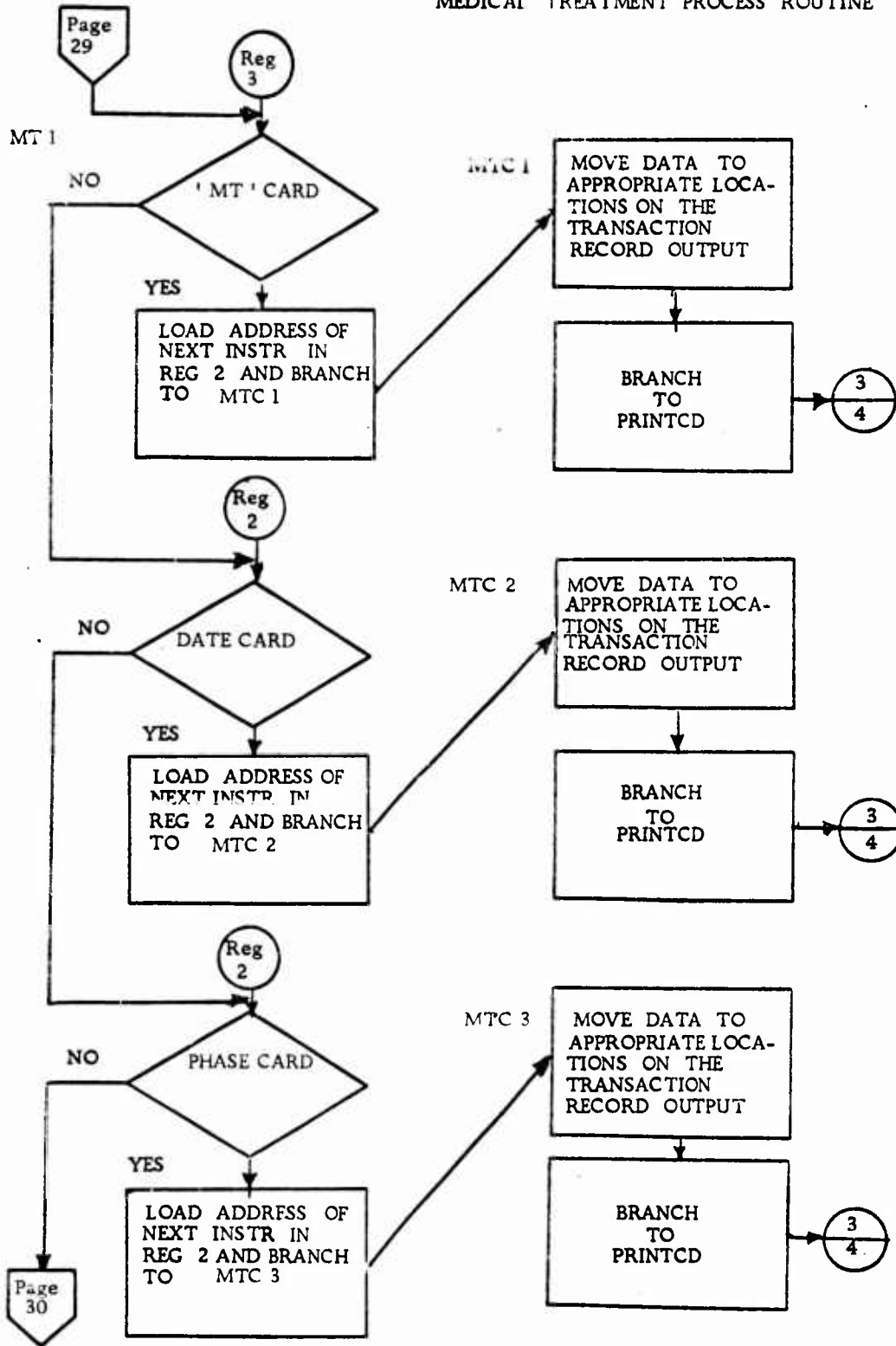


Figure 15. DERE Preprocessor Flow Chart (continued)



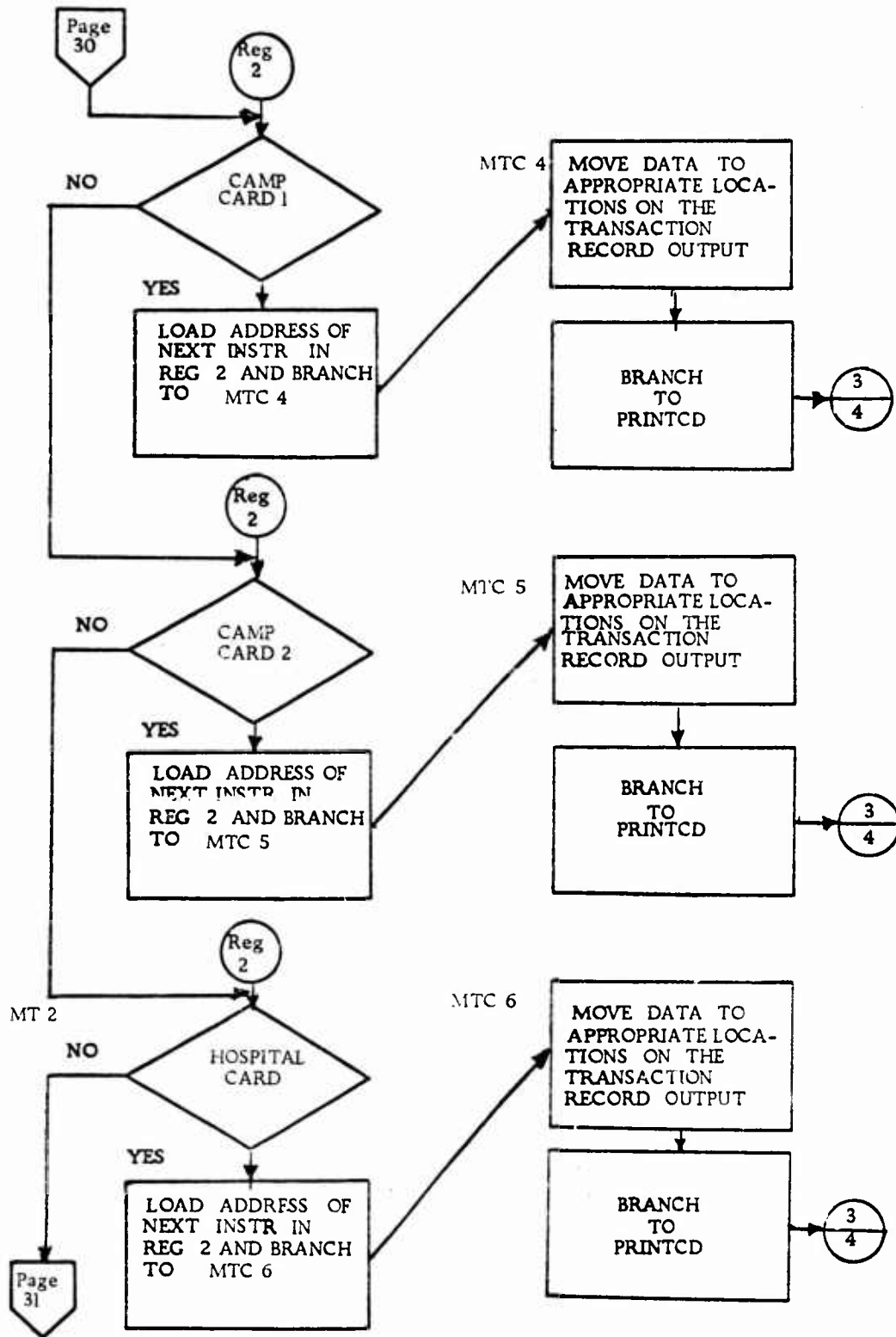


Figure 15. DERE Preprocessor Flow Chart (continued)

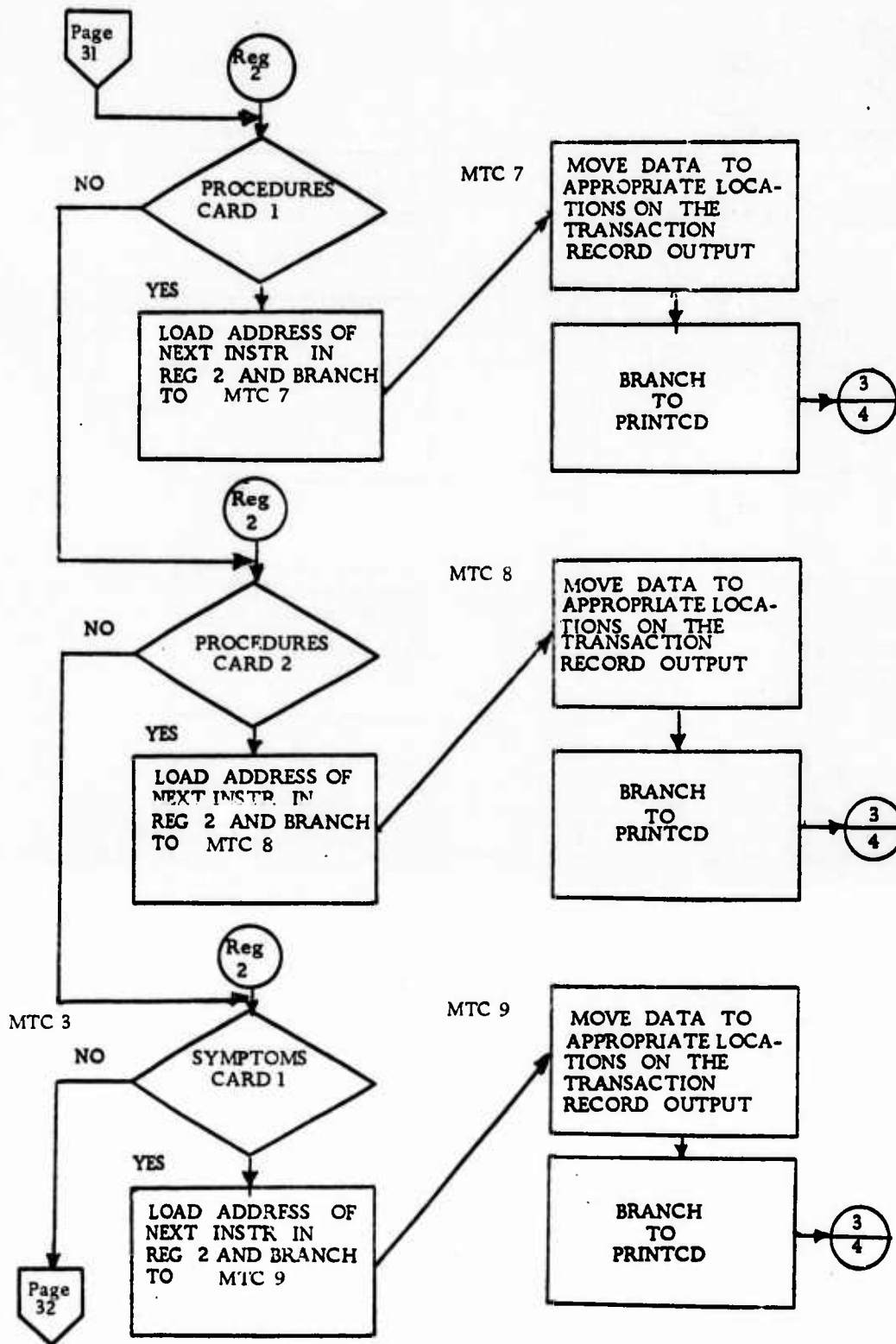


Figure 15. DERE Preprocessor Flow Chart (continued)

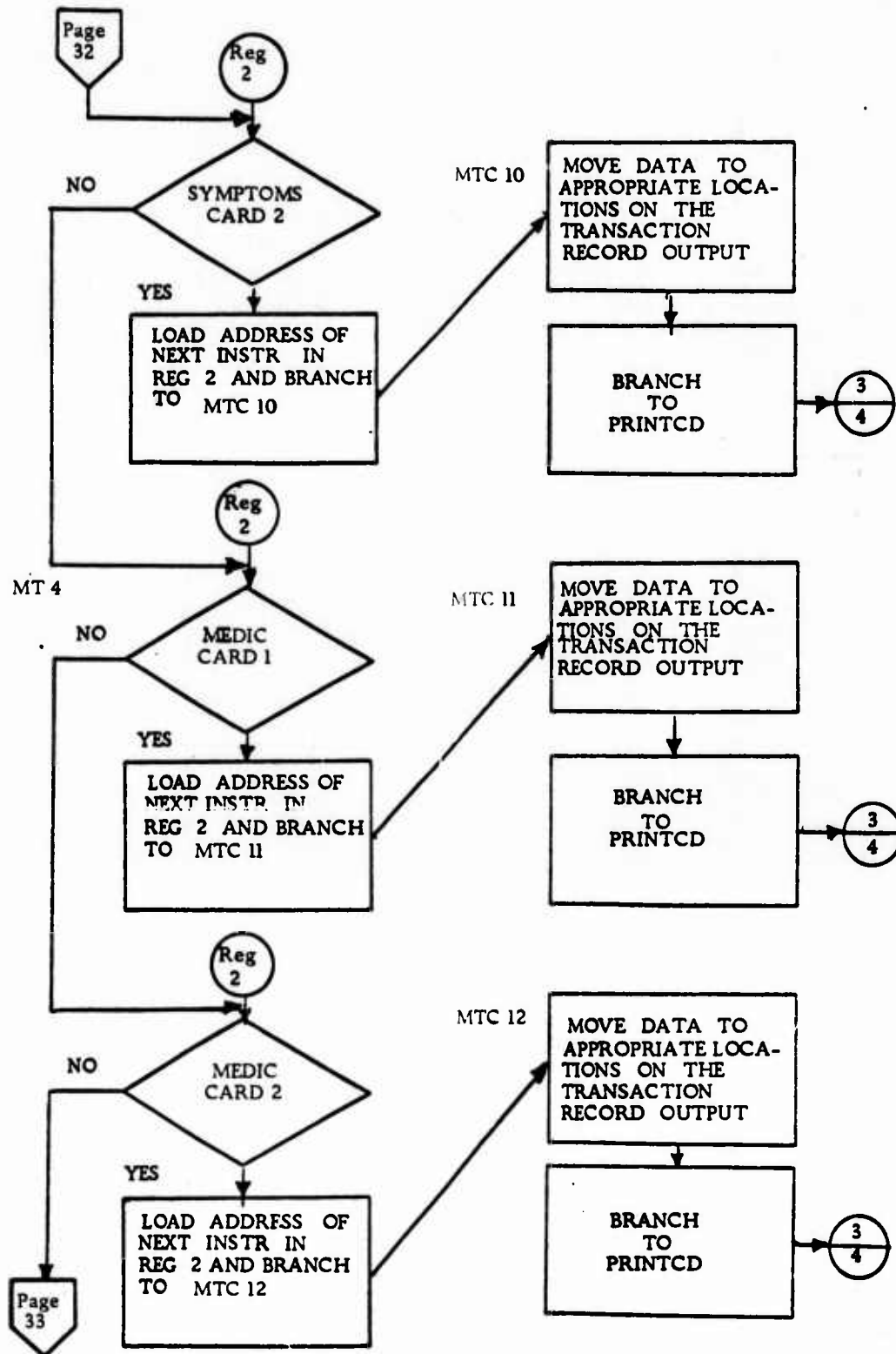


Figure 15. DERE Preprocessor Flow Chart (continued)

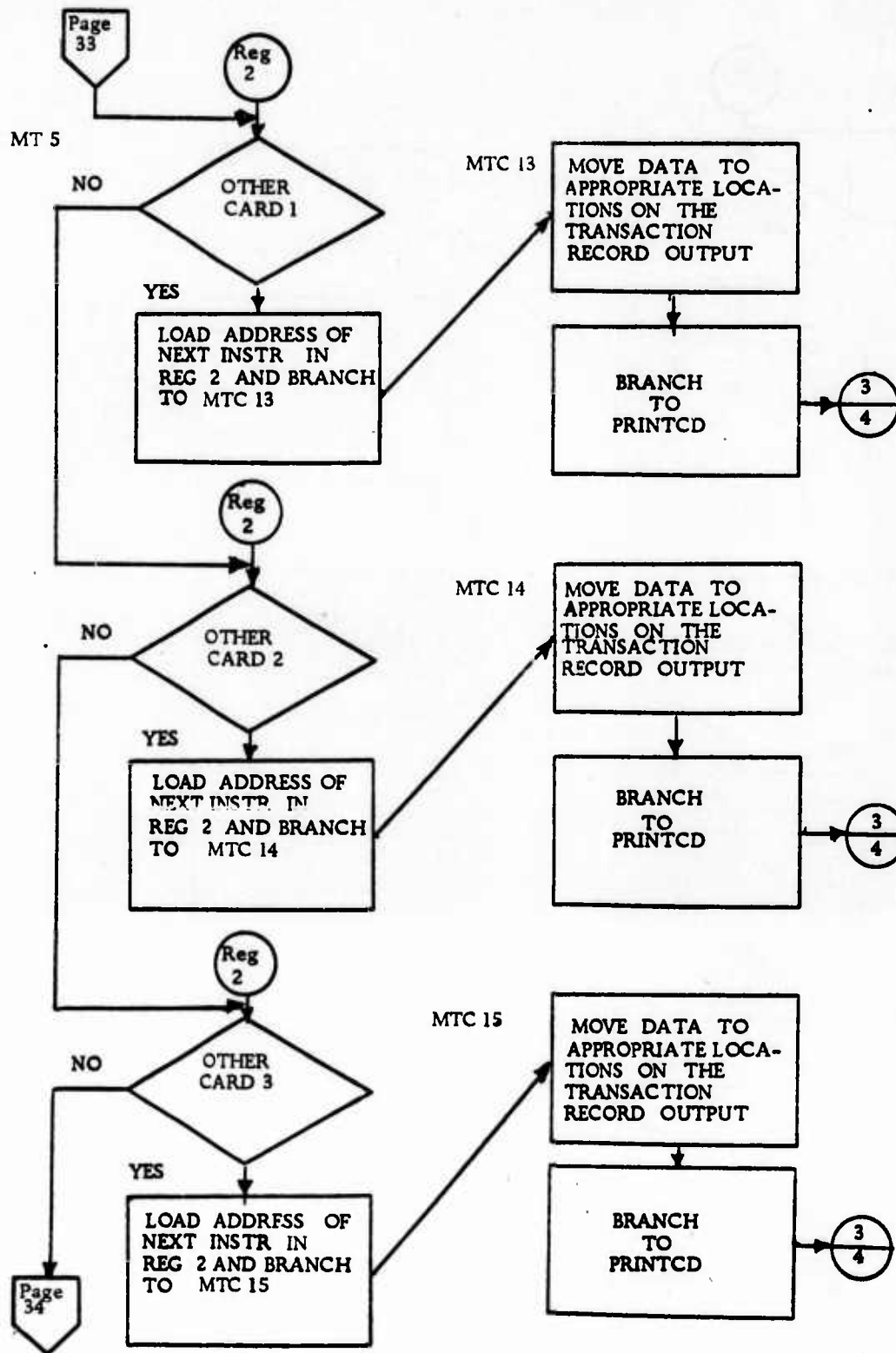


Figure 15. DERE Preprocessor Flow Chart (continued)

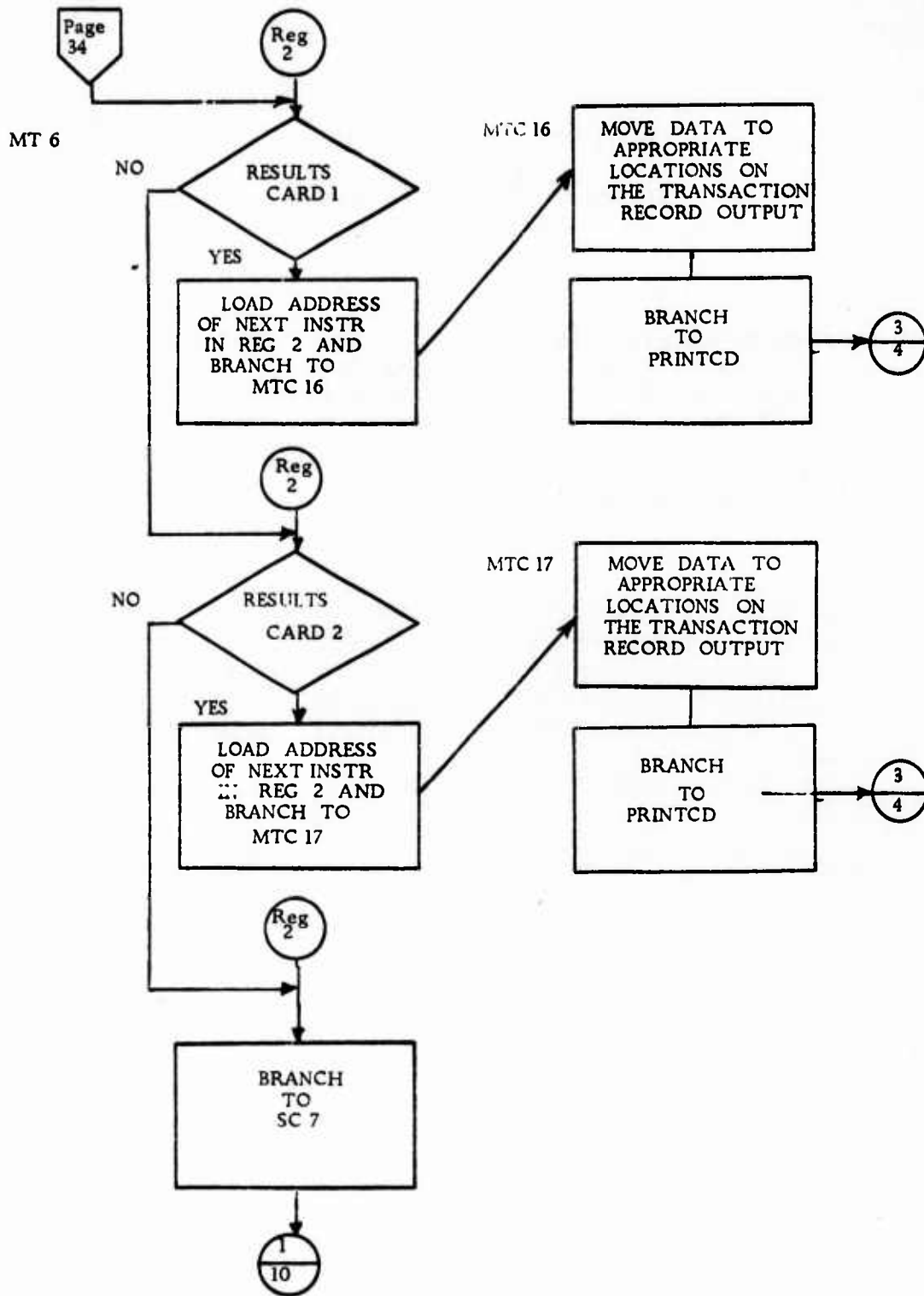


Figure 15. DERE Preprocessor Flow Chart (continued)

DEREPS TRANSACTIONS UPDATE  
TO THE  
NAPWWW AND THE NAPWCMT FILES  
(NIPS)

```
// EXEC XFM,SAM=NAPWWW,SAMOUT=,RGN=220K,PARM='PBSIZE=99K',  
// LIB=NAPWW,VLIB='(PRIVATE,,SER=013REM)',  
// VSAM='(PRIVATE,,SER=INININ)',VSMOUT='SER=OUTOUT'  
//FM.TRANS DD DSN=NAPWDEB,UNIT=TAPE8,VOL=(PRIVATE,,SER=nnnnnn),  
// DISP=OLD,DCB=(RECFM=FB,LRECL=925,BLKSIZE=9250,DEN=2)  
//FM.SYSIN DD *  
$FMS/UPD,NAPWWW,RPTG,,TAPE,TAPE  
/*
```

```
// EXEC XFM,SAM=NAPWCMT,SAMOUT=,RGN=120K,  
// LIB=NAPWW,VLIB='(PRIVATE,,SER=013REM)',  
// VSAM='(PRIVATE,,SER=INININ)',VSMOUT='SER=OUTOUT'  
//FM.TRANS DD DSN=NAPWDEB,UNIT=TAPE8,VOL=(PRIVATE,,SER=nnnnnn),  
// DISP=OLD,DCB=(RECFM=FM,LRECL=925,BLKSIZE=9250,DEN=2)  
//FM.SYSIN DD *  
$FMS/UPD,NAPWCMT,CMTUP,,TAPE,TAPE  
/*
```

NOTE: These two NIPS FM updates are run at the AIR FORCE  
DATA SERVICES CENTER where the two files are maintained.

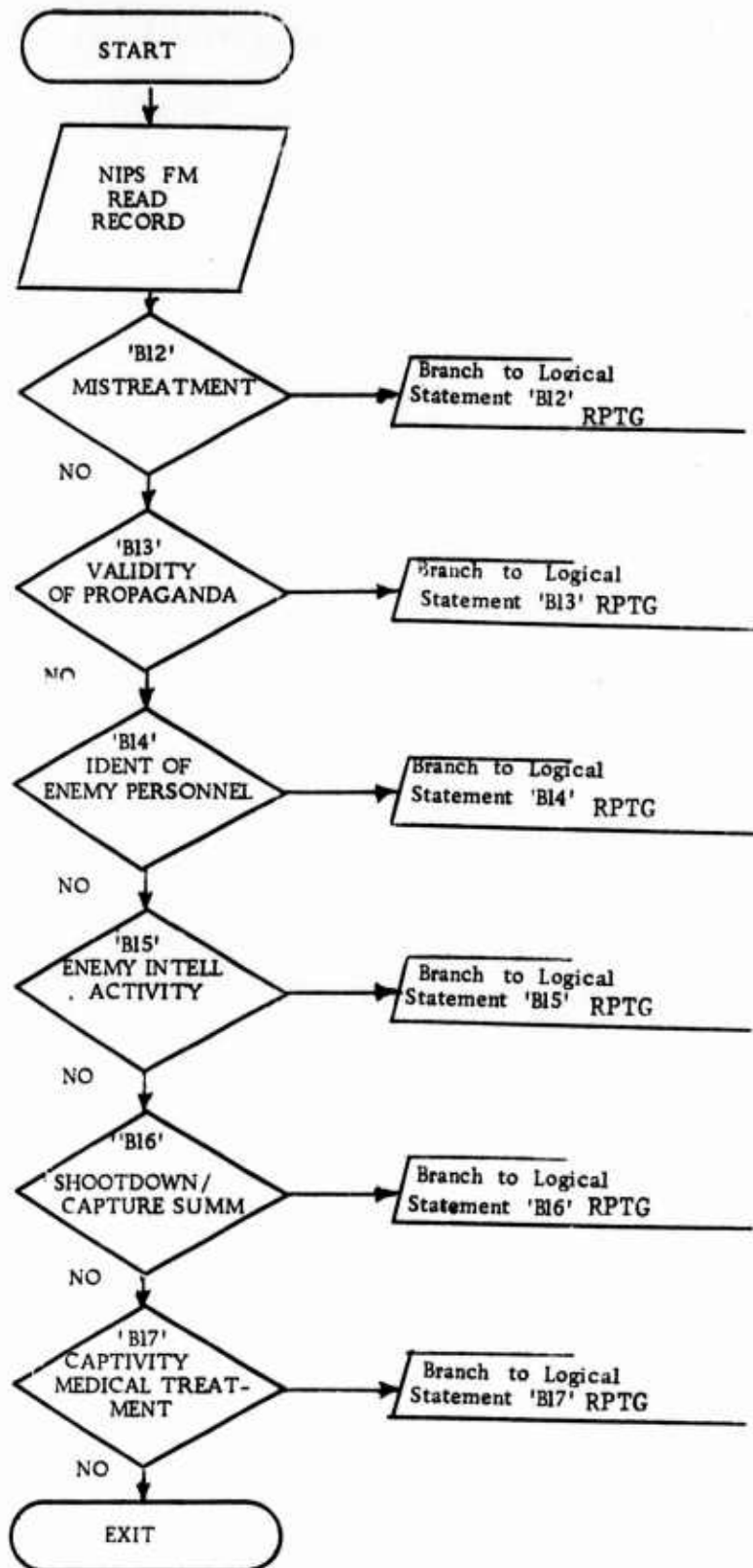


Figure 16. DERE Logic Statement Systems Flow

MISTREATMENT RECORD OUTPUT FORMAT

-GENERATED BY THE DEREPS PREPROCESSOR-

COLUMNS	DESCRIPTION
1- 3	'B12' (Logical Statement Ident)
4- 7	RECID
8- 12	First 5-chars of Returnee's Name
13- 16	Message Ident (ME01-ME99)
17- 22	Blank
23- 32	Type of Mistreatment #1
33- 42	Type of Mistreatment #2
43- 52	Type of Mistreatment #3
53- 70	Mistreated Person
71- 72	Mistreated Person Rank
73- 74	Mistreated Person Service
75- 78	Mistreated Person RECID
79-108	Source
109-114	Begin Date
115-120	End Date
121-121	Date Qualifier (E=estimated, A=actual)
122-136	Phase of Captivity
137-154	Place
155-156	Country
157-171	Camp Name
172-186	Camp Nickname #1
187-201	Camp Nickname #2
202-216	Camp Nickname #3/Location Within Camp
217-227	Frequency
228-233	Duration
234-293	Reason
294-353	Results
354-413	Inflict
414-676	Blank
677-702	Returnee's Name
703-708	Blank
709-711	Sequence of Add'l Comments
712-876	Add'l Comments
877-877	Add'l Comments Continuation Indicator
878-878	Change Indicator
879-880	Audio Tape Ident
881-884	Begin of Audio Tape
885-888	End of Audio Tape
889-900	Message Date-Time-Group data extracted from the AUTODIN Msg DTG Card
901-925	Debriefers Name



VALIDITY OF PROPAGANDA RECORD OUTPUT FORMAT

-GENERATED BY THE DEREPS PREPROCESSOR-

COLUMNS	DESCRIPTION	COLUMNS	DESCRIPTION
1- 3	'B13' (Logical Statement Ident)	203-212	Type Coercion #1
		213-222	Type Coercion #2
4- 7	RECID	223-232	Type Coercion #3
8- 12	First 5-chars of Returnee's Name	233-242	Type Coercion #4
		243-252	Type Coercion #5
13- 16	Message Ident (PE01-PE99)	253-258	Foreign Press Participation#1
17- 22	Blanks	259-264	Foreign Press Participation#2
23- 39	Type of Propaganda	265-270	Foreign Press Participation#3
40- 45	Begin Date	271-276	Foreign Press Participation#4
46- 51	End Date	277-282	Foreign Press Participation#5
52- 52	Date Qualifier (E=estimated,A=actual)	283-290	Foreign Press Participation#6
		291-345	Results of Participation
53- 67	Phase of Captivity	346-676	Blanks
68- 85	Place of Captivity	677-702	Returnee's Name
86- 87	Country of Captivity	703-708	Blanks
88-102	Camp Name	709-711	Sequence of Additional Comments
103-117	Camp Nickname #1	712-876	Additional Comments
118-132	Camp Nickname #2	877-877	Additional Comments Continuation Indicator
133-147	Camp Nickname #3/Loc w/i Camp		
148-158	Frequency	878-878	Change Indicator
159-160	1st Year	879-880	Audio Tape Ident
161-162	2nd Year	881-884	Begin of Audio Tape
163-164	3rd Year	885-888	End of Audio Tape
165-166	4th Year	889-900	Message Date-Time-Group
167-168	5th Year		Data extracted from the
169-170	6th Year		AUTODIN Msg DTG Card
171-172	7th Year	901-925	Debriefers Name
173-174	8th Year		
175-176	9th Year		
177-178	10th Year		
179-181	Size of Group		
182-182	Size Qualifier (E=estimated,A=Actual)		
183-192	Taped		
193-202	Filmed		

IDENTITY OF ENEMY PERSONNEL RECORD OUTPUT FORMAT

-GENERATED BY THE DEREPS PREPROCESSOR-

COLUMNS	DESCRIPTION
1- 3	'B14' (Logical Statement Ident)
4- 7	RECID
8- 12	First 5-chars of Returnee's Name
13- 16	Message Ident (EP01-EP99)
17- 22	Blanks
23- 48	Enemy Name
49- 63	Enemy Rank
64- 78	Enemy Nickname #1
79- 93	Enemy Nickname #2
94-108	Enemy Nickname #3
109-110	Enemy Nationality
111-125	Enemy Affiliation
126-132	DIA Photo Ref #1
133-139	DIA Photo Ref #2
140-146	DIA Photo Ref #3
147-153	DIA Photo Ref #4
154-160	DIA Photo Ref #5
161-167	DIA Photo Ref #6
168-182	Capacity/Role
183-212	Source
213-223	Frequency of Contact
224-229	Date of Last Contact
230-230	Date Qualifier
231-248	Place
249-250	Country
251-265	Camp Name
266-280	Camp Nickname #1
281-295	Camp Nickname #2
296-310	Camp Nickname #3/Location Within Camp
311-676	Blanks
677-702	Returnee's Name
703-708	Blanks
709-711	Sequence of Additional Comments
712-876	Additional Comments
877-877	Additional Comments Continuation Indicator
878-878	Change Indicator
879-880	Audio Tape Ident
881-884	Begin of Audio Tape
885-888	End of Audio Tape
889-900	Message Date Time Group Data
901-925	Debriefers Name

ENEMY INTELLIGENCE ACTIVITY RECORD OUTPUT FORMAT

-GENERATED BY THE DEREPS PREPROCESSOR-

<u>COLUMNS</u>	<u>DESCRIPTION</u>	<u>COLUMNS</u>	<u>DESCRIPTION</u>
1- 3	'B15' (Logical Statement Ident)	304-305	Blanks
4- 7	RECID	306-360	Details of Event
8- 12	First 5-chars of Returnee's Name	361-362	Blanks
13- 16	Message Ident (IE01-IE99)	363-417	Details of Event Cont'd.
17- 22	Blanks	418-419	Blanks
23- 39	Enemy Intelligence Activity	420-474	Details of Event Cont'd.
40- 45	Date of Last Event	475-476	Blanks
46- 46	Date Qualifier	477-531	Details of Event Cont'd.
47- 57	Frequency	532-533	Blanks
58- 59	1st Year	534-543	Details of Event Cont'd.
60- 61	2nd Year	544-676	Blanks
62- 63	3rd Year	677-702	Returnee's Name
64- 65	4th Year	703-708	Blanks
66- 67	5th Year	709-711	Sequence of Additional Comments
68- 69	6th Year	712-876	Additional Comments
70- 71	7th Year	877-877	Additional Comments
72- 73	8th Year		Continuation Indicator
74- 75	9th Year	878-878	Change Indicator
76- 77	10th Year	879-880	Audio Tape Ident
78- 92	Phase of Captivity	881-884	Begin of Audio Tape
93-110	Place	885-888	End of Audio Tape
111-112	Country	889-900	Message Date-Time-Group Data Extracted from the AUTODIN Msg DTG Card
113-142	Source	901-925	Debriefers Name
143-157	Camp Name		
158-172	Camp Nickname #1		
173-187	Camp Nickname #2		
188-202	Camp Nickname #3/Loc w/i Camp		
203-217	ID of Enemy Pers #1		
218-232	ID of Enemy Pers #2		
233-247	ID of Enemy Pers #3		
248-250	Size of Group		
251-251	Size Qualifier		
252-264	U.S. Personnel #1		
265-277	U.S. Personnel #2		
278-290	U.S. Personnel #3		
291-303	U.S. Personnel #4		

## SHOOTDOWN/CAPTURE SUMMARY RECORD OUTPUT FORMAT

-GENERATED BY THE DEREPS PREPROCESSOR-

<u>COLUMNS</u>	<u>DESCRIPTION</u>	<u>COLUMNS</u>	<u>DESCRIPTION</u>
1- 3	'B16' (Logical Statement Ident)	445-450	Date of Capture
4- 7	RECID	451-468	Place of Capture
8- 12	First 5-Chars of Returnee's Name	469-470	Country of Capture
13- 16	'SH01' Message Ident	471-475	Distance from Place
17- 22	Blanks	476-478	Direction from Place
23- 28	Mission Date	479-485	Latitude of Capture
29- 33	Loss Time	486-493	Longitude of Capture
34- 51	Mission Type	494-505	Captor Affiliation
52- 69	Target Type	506-676	Blanks
70- 75	Acft Type	677-702	Returnee's Name
76- 89	Crew Position	703-708	Blanks
90-104	Reason for Acft Loss #1	709-711	Sequence of Additional Comments
105-119	Reason for Acft Loss #2	712-876	Additional Comments
120-134	Reason for Acft Loss #3	877-877	Additional Comments
135-152	Place of Loss		Continuation Indicator
153-154	Country of Loss	878-878	Change Indicator
155-161	Latitude of Loss	879-880	Audio Tape Ident
162-169	Longitude of Loss	881-834	Begin of Audio Tape
170-174	Distance from Loss	885-888	End of Audio Tape
175-177	Direction from Place	889-900	Message Date-Time-Group Data
178-192	Shootdown Injury #1		Extracted from the AUTODIN
193-207	Shootdown Injury #2		Msg DTG Card
208-222	Shootdown Injury #3	901-925	Debriefers Name
223-237	Shootdown Injury #4		
238-252	Shootdown Injury #5		
253-263	Egress Acft		
264-276	Radio Contact		
277-288	SAR		
289-378	Reason for SAR Failure		
379-384	Evasion Period		
385-444	Reason for Evasion Failure		

CAPTIVITY MEDICAL TREATMENT RECORD OUTPUT FORMAT

-GENERATED BY THE DEREPS PREPROCESSOR-

COLUMNS	DESCRIPTION
1- 3	'B17' (Logical Statement Ident)
4- 7	RECID
8- 12	Message Ident (MT01-MT99)
17- 22	Next 6-Chars of Returnee's Name
23- 37	Illness/Injury
38- 48	Frequency
49- 54	Duration
55- 60	Date of Illness/Injury
61- 61	Date Qualifier
62- 67	Treatment Provided By
68- 82	Phase of Captivity
83-100	Place of Captivity
101-102	Country of Captivity
103-117	Camp Name
118-132	Camp Nickname #1
133-147	Camp Nickname #2
148-162	Camp Nickname #3/Location Within Camp
163-177	Hospital
178-183	Duration
184-187	Quality of Treatment
188-271	Procedures/Tests
272-371	Symptoms/Cause
372-396	Medications #1
397-421	Medications #2
422-446	Medications #3
447-471	Medications #4
472-596	Other Treatment
597-696	Results
697-708	Next 12-Chars of Returnee's Name
709-711	Sequence of Additional Comments
712-876	Additional Comments
877-877	Additional Comments Continuation Indicator
878-878	Change Indicator
879-880	Audio Tape Ident
881-884	Begin of Audio Tape
885-888	End of Audio Tape
889-900	Message Date-Time-Group Data Extracted from the AUTODIN Msg DTG Card
901-925	Debriefers Name

This transaction format is used in deleting a portion or an entire DEREPS data based on an individual RECID and DEREPS category (message ident.).

o NAPWWW File  
Report Name: DEREPS

<u>Columns</u>	<u>Value</u>
1- 3	'DEB'
4- 7	RECID
8- 11	MISTREATMENT Message Ident - PSET 15
12- 15	VLTY-OF-PROP Message Ident - PSET 16
16- 19	ID-ENEMN-PER Message Ident - PSET 17
20- 23	ENEMY-INT-AC Message Ident - PSET 18
24- 27	SHTDWN/CAPTR Message Ident - PSET 19
28- 31	MED-TREATMNT Message Ident - PSET 20
*32- 35	Message Log Ident - PSET 22
**36- 39	COMMENTS Message Ident - PSET 28
***40- 41	Type of Comments - PSET 28
****42- 43	Sequence of Comments - PSET 28
44- 80	Blanks - PSET 28

\*This entry is required for every category (message ident) and must be identical to those entries made in Cols 8 thru 31.

\*\*This entry must be identical to those categories (message idents) that generated general comments (PEnn, IEnn, SH01, MTnn).

\*\*\*MED-TREATMNT normally generates two different types of general comments ('MT' = other treatment, 'RM' = results). If both are to be deleted, leave entry blank, else enter type desired.

\*\*\*\*Enter only if a certain sequence is to be deleted, else leave entry blank.

These transaction formats are used in applying changes to the  
RECID control:

- o NAPWWW File  
Report Name: DERE

<u>Columns</u>	<u>Value</u>
1- 4	'WALT'
5- 8	OLD RECID
9-12	NEW RECID
13-80	Blanks

- o NAPWCMT File  
Report Name: CNTL

<u>Columns</u>	<u>Value</u>
1- 4	'CAL'
5- 8	OLD RECID
9-12	OLD Message Ident
13-15	OLD Sequence Number (prefixed with blanks and right justified)
*16-19	NEW RECID
*20-23	NEW Message Ident
*24-26	NEW Sequence Number (prefixed with blanks and right justified)
27-80	Blanks

\*Enter only if it is to be changed.

This transaction format is used to apply a change or deleting of a Periodic Set-28 subset.

o NAPWWW File  
Report Name: DEREK

<u>Columns</u>	<u>Value</u>
1- 3	'P28'
4- 7	RECID
8-11	Message Ident.
*12-13	Type of Comment Code
**14-15	Sequence Nr of Comment
***16-70	Comments (max. 55-characters)
71-80	Blanks

\*If this entry is left blank, all periodic set-28 subsets matching the RECID and Message Ident will be deleted.

\*\*If this entry is left blank, all periodic set-28 subsets matching the RECID, Message Ident, and Type of Comment Code will be deleted.

\*\*\*If this entry is left blank, all periodic set-28 subsets matching the RECID, Message Ident, Type of Comment Code, and Sequence Nr of comment will be deleted; else, this entry is moved into the subset (change occurs, not deletion).



This transaction format is used in deleting records from the Additional Comments (NAPWCMT) File.

- o NAPWCMT FILE  
Report Name: DEREPI

<u>Columns</u>	<u>Value</u>
1- 3	'DDL'
4- 7	RECID
8-11	Category (message ident)
12-14	Sequence Number of Comments (right justified and prefixed with blanks)
15-80	Blanks

This transaction format is used in applying changes or adding new records to the Additional Comments (NAPWCMT) File.

NOTE: The length of a sequenced Additional Comments data in a NAPWCMT record is 165 characters; thus, updating will be accomplished in three sections of 55 characters each.

o NAPWCMT FILE

Report Name: DELE

<u>Columns</u>	<u>Value</u>
1- 3	'PTN'
4- 7	RECID
8-11	Category (message ident)
12-14	Sequence Number of Comments (Right justified and prefixed with blanks)
15	Section Ident: '1' = 1st 55 characters of the comment '2' = 2nd 55 characters of the comment '3' = 3rd 55 characters of the comment
16-18	'ADD' (only if a new sequence of comments is to be added and must have a '1' in column 15, else leave this entry blank)
19-73	Comments (55-character section)
74-80	Blanks

This transaction format is used in applying indirect updating to any element in the DERE? categories of the NAPWWW file (providing that the length of data to be updated does not exceed 58 characters). The DERE? category (message ident) will be entered as per appropriate established abbreviation.

- o NAPWWW FILE  
Report Name: DERE?

<u>Columns</u>	<u>Value</u>
1- 3	'IND'
4- 7	RECID
8-11	Category Abbreviation (See below)
12-15	Category (message ident)
16-22	Name of the ELEMENT to be updated (appropriate within its category)
23-80	Data to be updated (left justified, and not to exceed the length of the field to be changed)

DERE? Category Abbreviations

<u>Argument</u>	<u>Function</u>	<u>Residence</u>
Mistreatment	MIST	PSET 15
Validity of Propaganda	VLTY	PSET 16
Enemy Personnel	EPER	PSET 17
Enemy Intelligence	EINT	PSET 18
Shootdown/Capture	SHOT	PSET 19
Medical Treatment	MEDT	PSET 20
Message Log	MLOG	PSET 22

DEREPS DATA CLEANUP JCL TO THE NAPWWW AND THE NAPWCMT FILES

(NIPS)

```
// EXEC XFM,SAM=NAPWWW,SAMOUT=,RGN=220K,PARM='PFSIZE=99K',
// LIB=NAPWW,VLIB='(PRIVATE,,SER=013REM)',
// VSAM='(PRIVATE,,SER=INININ)',VSMOUT='SER=OUTOUT'
//FM.SYSIN *
$FMS/UPD,NAPWWW,DEREP,,CARD,TAPE
(input cards are inserted here)
/*
```

```
// EXEC XFM,SAM=NAPWCMT,SAMOUT=,REGION=120K,
// LIB=NAPWW,VLIB='(PRIVATE,,SER=013REM)',
// VSAM='(PRIVATE,,SER=INININ)',VSMOUT='SER=OUTOUT'
//FM.SYSIN *
$FMS/UPD,NAPWCMT,DELE,,CARD,TAPE
(input cards are inserted here)
/*
```

```
// EXEC XFM,SAM=NAPWCMT,SAMOUT=,REGION=120K,
// LIB=NAPWW,VLIB='(PRIVATE,,SER=013REM)',
// VSAM='(PRIVATE,,SER=INININ)',VSMOUT='SER=OUTOUT'
//FM.SYSIN *
$FMS/UPD,NAPWCMT,CNTL,,CARD,TAPE
(input cards are inserted here)
/*
```

APPENDIX H

SYSTEM TABLES

Reproduced from  
best available copy. 

SMITH

USE=0

FUNC=20/45

ARG=1/4

TRALF=KCF

\* USE - TO CONVERT TO FULL PANK TITLE.

ARGUMENT	FUNCTION
E1AF	AIRMAN
E2AF	AIRMAN
E3AF	AIRMAN FIRST CLASS
E4AF	SERGEANT
E5AF	STAFF SERGEANT
E6AF	TECHNICAL SERGEANT
E7AF	MASTER SERGEANT
E8AF	SENIOR MASTER SERGEANT
E9AF	CHIEF MASTER SERGEANT
G1AF	SECOND LIEUTENANT
G1AF	SECOND LIEUTENANT
G2AF	FIRST LIEUTENANT
G3AF	FIRST LIEUTENANT
G4AF	CAPTAIN
G5AF	CAPTAIN
G6AF	MAJOR
G7AF	MAJOR
G8AF	LIEUTENANT COLONEL
G9AF	LIEUTENANT COLONEL
G0AF	COLONEL
G1AF	COLONEL
G2AF	BRIGADIER GENERAL
G3AF	BRIGADIER GENERAL
G4AF	MAJOR GENERAL
G5AF	MAJOR GENERAL
G6AF	LIEUTENANT GENERAL
G7AF	LIEUTENANT GENERAL
G8AF	LIEUTENANT GENERAL
G9AF	FLIGHT OFFICER
G0AF	FLIGHT OFFICER
G1AF	FLIGHT OFFICER
G2AF	CHIEF WARRANT OFFICER
G3AF	CHIEF WARRANT OFFICER
G4AF	CHIEF WARRANT OFFICER
G5AF	SEAMAN RECRUIT
G6AF	SEAMAN APPRENTICE
G7AF	SEAMAN
G8AF	SEAMAN
G9AF	PETTY OFFICER 3RD
G0AF	PETTY OFFICER 2ND
G1AF	PETTY OFFICER 1ST
G2AF	PETTY OFFICER 1ST
G3AF	SENIOR CHIEF PETTY OFFICER
G4AF	SENIOR CHIEF PETTY OFFICER
G5AF	MASTER CHIEF PETTY OFFICER
G6AF	MASTER CHIEF PETTY OFFICER
G7AF	ENSLIGN
G8AF	ENSLIGN
G9AF	LIEUTENANT JUNIOR GRADE
G0AF	LIEUTENANT JUNIOR GRADE
G1AF	LIEUTENANT
G2AF	LIEUTENANT
G3AF	LIEUTENANT
G4AF	LIEUTENANT COMMANDER
G5AF	LIEUTENANT COMMANDER

SYMBOL	FUNCTION
O5NA	LIEUTENANT COMMANDER
O5NA	COMMANDER
O6NA	COMMANDER
O6NA	CAPTAIN
O6NA	CAPTAIN
O7NA	COMMODORE
O7NA	COMMODORE
O8NA	REAR ADMIRAL
O8NA	REAR ADMIRAL
O8NA	VICE ADMIRAL
O8NA	VICE ADMIRAL
O9NA	WARRANT OFFICER
O9NA	CHIEF WARRANT OFFICER
O9NA	CHIEF WARRANT OFFICER
O9NA	CHIEF WARRANT OFFICER
O9NA	PRIVATE
O9NA	PRIVATE FIRST CLASS
O9NA	LANCE CORPORAL
O9NA	CORPORAL
O9NA	SERGEANT
O9NA	STAFF SERGEANT
O9NA	GUNNERY SERGEANT
O9NA	MASTER SERGEANT
O9NA	SERGEANT MAJOR
O9NA	SECOND LIEUTENANT
O9NA	SECOND LIEUTENANT
O9NA	FIRST LIEUTENANT
O9NA	FIRST LIEUTENANT
O9NA	CAPTAIN
O9NA	CAPTAIN
O9NA	MAJOR
O9NA	MAJOR
O9NA	LIEUTENANT COLONEL
O9NA	LIEUTENANT COLONEL
O9NA	COLONEL
O9NA	COLONEL
O9NA	BRIGADIER GENERAL
O9NA	BRIGADIER GENERAL
O9NA	MAJOR GENERAL
O9NA	MAJOR GENERAL
O9NA	LIEUTENANT GENERAL
O9NA	LIEUTENANT GENERAL
O9NA	WARRANT OFFICER
O9NA	CHIEF WARRANT OFFICER
O9NA	CHIEF WARRANT OFFICER
O9NA	CHIEF WARRANT OFFICER
O9NA	PRIVATE
O9NA	PRIVATE
O9NA	PRIVATE FIRST CLASS
O9NA	SPECIALIST 4



REGIMENT	FUNCTION
E52R	SPECIALIST 5
E6AS	STAFF SERGEANT
E7AS	SERGEANT FIRST CLASS
E8AS	MASTER SERGEANT
E9AS	SERGEANT MAJOR
G11A	SECOND LIEUTENANT
G12A	SECOND LIEUTENANT
G21A	FIRST LIEUTENANT
G22A	FIRST LIEUTENANT
G31A	CAPTAIN
G32A	CAPTAIN
G41A	MAJOR
G42A	MAJOR
G51A	LIEUTENANT COLONEL
G52A	LIEUTENANT COLONEL
G61A	COLONEL
G62A	COLONEL
G71A	BRIGADIER GENERAL
G72A	BRIGADIER GENERAL
G81A	MAJOR GENERAL
G82A	MAJOR GENERAL
G91A	LIEUTENANT GENERAL
G92A	LIEUTENANT GENERAL
W1A	WARRANT OFFICER
W2A	CHIEF WARRANT OFFICER
W3A	CHIEF WARRANT OFFICER
W4A	CHIEF WARRANT OFFICER

SMITH

USF=0

FUNC=60/66

ARG=1/4

TABLE=3KCL01

\* UST - TO CONVERT TO RANK ABBREVIATION.

ARGUMENT  
-----  
FUNCTION  
-----

E1AF	AMN
E2AF	AMN
E3AF	AIC
E4AF	SGT
E5AF	SSG
E6AF	TSG
E7AF	MSG
E8AF	SMS
F9AF	CMS
O1AF	ZLT
O2AF	ILT
O3AF	ILT
O3AF	CPT
O3AF	CPT
O4AF	MAJ
O4AF	MAJ
O5AF	LTC
O5AF	LTC
O6AF	COL
O6AF	COL
O7AF	RG
O7AF	RG
O8AF	MG
O8AF	MG
O9AF	LTG
O9AF	LTG
W1AF	FC1
W2AF	FC2
W3AF	WC3
W4AF	WC4
E1NA	SR
E2NA	SA
E3NA	SN
E4NA	PC3
E5NA	PC2
E6NA	PO1
E7NA	CPO
F8NA	SCP
E9NA	MCP
C1NA	ENSIGN
O1NA	ENSIGN
C2NA	LT JR GR
O2NA	LT JR GR
C3NA	LT
O3NA	LT
C4NA	LT COMDR

ARGUMENT	FUNCTION
04NA	LT COMDR
05NA	CCMDR
06NA	CCMDR
07NA	CPT
08NA	CPT
09NA	COMMODORE
10NA	COMMODORE
11NA	REAR ADM
12NA	REAR ADM
13NA	VICE ADM
14NA	VICE ADM
15NA	WO1
16NA	WO2
17NA	WO2
18NA	PVT
19NA	PFC
20NA	LCP
21NA	CPL
22NA	SGT
23NA	SSG
24NA	CSG
25NA	MSG
26NA	SGM
27NA	2LT
28NA	1LT
29NA	1LT
30NA	CPT
31NA	CPT
32NA	MAJ
33NA	MAJ
34NA	LTC
35NA	LTC
36NA	COL
37NA	COL
38NA	RG
39NA	RG
40NA	MG
41NA	MG
42NA	LTG
43NA	LTG
44NA	WO1
45NA	WO2
46NA	WO2
47NA	PVT
48NA	PVT
49NA	PFC
50NA	SP4

<u>SYMBOL</u>	<u>FUNCTION</u>
ESAF	SP5
E6AF	SSG
F7AF	SFC
E8AF	MSG
E9AF	SMG
G1AF	ZLT
G1AR	ZLT
G2AF	LLY
G2AR	LLY
G3AF	LLY
G3AR	CPT
G3AF	CPT
G4AF	MAJ
G4AR	MAJ
G5AF	LTC
G5AR	LTC
G6AF	CUL
G6AR	CCL
G7AF	MG
G7AR	MG
G8AF	MG
G8AR	MG
G9AF	MS
G9AR	LTG
G9AF	LTG
H1AF	CDI
H2AF	CDI
H3AF	CDI
H4AF	CDI

TACTIC=TCATV    AFS=1/2    FURC=20/26    USL=0    SMITH

\* USE - TO CONVERT CODE TO EVIDENCE OF CAPTIVITY.

ARGUMENT	FUNCTION
LT	ROK LTR
TE	TR
IN	DIA LTR
FR	FRIS
AK	FT RPT
PH	PHOTO
PK	PROSS

TABLE=ICNT:YI    ARG=1/2    FUNC=4/16    USE=C    BAKER



DATA 7374 TABLE - COUNTRY ORIGINATOR - BAKER

TABLE USE - CONVERT COUNTRY OF INCIDENT CODE TO A LTL.

ABBREVIATION	FUNCTION
CA	CAMBODIA
CB	CAMBODIA
CH	CHINA
LA	LAOS
VN	NORTH VIETNAM
VS	SOUTH VIETNAM

TABLE = FCRT1.7.    ARG=1/2    FIJAC=4/17    USE=0    WILSON

DATE 73242/ TABLE - TCNTRYN OFIGINATOR - WILSON  
 TABLE USE - CONVERT NATIONALITY CODE TO A LITERAL

ARGUMENT	FUNCTION
AJ	AUSTRALIA
BL	BELGIUM
CB	CAMBODIA
CN	CANADA
FR	FRANCE
GY	GERMANY
IN	INDIA
JA	JAPAN
KS	SOUTH KOREA
LA	LAOS
OT	OTHER
PI	PHILIPPINES
NZ	NEW ZEALAND
SM	SPAIN
TH	THAILAND
UK	UNITED KINGDOM
UN	UNKNOWN
US	UNITED STATES
VS	SOUTH VIETNAM

TABLE=TCNTFYI    ANG=1/1    FUNC=3/16    USE=0    BAKER

DATE 73243 TABLE - ICNTRYL OFIGINATOR - BAKER

PAGE - 001

TABLE USE - CONVERT CCUNTRY WHERE LOST CODE TO A LTRL.

<u>ARGUMENT</u>	<u>FUNCTION</u>
C	C-PRCD
L	LACS
N	NORTH
S	SOUTH
X	NOT DE

TABLE=TC SURV AFG=1/1 FUNC=20/37 USE=0 SMITH

\* USE - TO CONVERT CODE TO SURVIVAL EVIDENCE.

- ARGUMENT FUNCTION
- A RADIO CONTACT
  - B 300 CHUTE/BEEPER
  - C 500 CHUTE
  - D MUFFLER
  - E CIVIL BUT MULT CREW

TABLE=10010    ASC=1/2    FUNC=4/10    USE=0    BAKER



DATE 73242 TABLE - TD00C ORIGINATOR - BAKER  
TABLE USE - CONVERT SERVICE CODE TO A LITERAL.

ARGUMENT	FUNCTION
AF	US AIR FORCE
AR	US ARMY
MC	US MARINE CORPS
NA	US NAVY
CV	CIVILIAN

TABLE=TFYIC ARG=1/2 FUNC=4/10 USE=0 BAKER

DATE 7524 1400 - 1500

ORIGINATOR - WAKFR

PAGE - 001

TABLE USE - CONVERT EYE COLOR CODE TO A LITERAL.

<u>SEQUENT</u>	<u>ACTION</u>
BL	BLUE
BR	BROWN
PK	BLACK
GR	GRAY
GN	GREEN
GY	GRAY

TABLE=TFMISS    ARG=1/2    FUNC=20/37    USE=0    SMITH

TO CONVERT CODE TO TYPE OF MISSION

ARGUMENT	FUNCTION
AA	ADMINISTRATIVE
AC	AIR COVER
AD	ACTIVE ECM
AE	AREA ORIENTATION
AF	ARMED FORCE
AG	BOMBING
CA	COMBAT AIR LIFT SPT
CB	COMBAT SKY SPT
CC	COMBAT
CD	COVER FOR FACs
CE	ELSE SUPPORT
CF	DECELIATION
CG	DAY INTERDICTION
CH	DIRECT SUPPORT
CI	COM ESCORT
CJ	ELECTRONIC RECE
CK	COM SCOUT
CL	ESCORT
CM	FLARE DROP
CN	FLAK SUPPRESSION
CO	PODDY
CP	CONSHIP ESCORT
CQ	GROUND SUPPORT
CR	INTERDICTION
CS	COM VALUATION
CT	COM CAP
CU	COM SCREEN
CV	COM SWEEP
CA	COMT RICE
CB	COMT STRIKE
CC	PASSIVE ECM
CD	COM PT LAISON
CE	COMT-RECE
CF	PSYCH WARFARE
CG	COMSCUF
CH	RECONNAISSANCE
CI	RESCAP
CJ	COMAD RELE
CK	RECE ESCORT
CL	SCRAMBLE
CM	STRIKE/COM
CN	SEARCH AND DESTROY
CO	SPECIAL MISSION
CP	SEARCH (SAR)
CQ	SEV SUPPRESSION
CR	STRIKE
CS	RESCAP

Reproduced from best available copy.

DATE 73... TABLE - TOMISS ORIGINATOR - SMITH

PAGE - 002

<u>ARGUMENT</u>	<u>FUNCTION</u>
TF	TEST FLIGHT
TP	TRP ASLT PREP
TS	TACTICAL STRIKE
VR	VISUAL RECC
WR	WEATHER RECC
XX	CLASSIFIED

TABLE=TCALAD ARG=1/2 FUNC=10/27 USE=C SMITH

\* US - CONVERTS THE CODE FOR CREW POSITIONS.

ARGUMENT -----

IP	INSTRUCTOR PILOT
P	PILOT
N	NAVIGATOR
N	NAVIGATOR
N	NAVIGATOR
EW	ELECTRONIC WARFARE
LM	LEAD MASTER
FL	FLARE HANDLER
CC	CREW CHIEF
AC	AIRCRAFT COMMANDEP
CP	CAPT-PILOT
FF	FLIGHT ENGINEER
PM	PARA MEDIC
G	GUANER
G	GUANER
PN	PARA NAVIGATOR
FJ	RADIO OPERATOR
WS	WEAPONS SYSTEM
CB	OTHERS

Reproduced from  
best available copy.



TABLE=TFTGT ARG=1/3 FUNC=20/41 USE=0 SMITH

USE - TO CONVERT CODES IC TARGET IDENTIFICATION.  
 INPUT SIZE 3 POSITIONS OUTPUT SIZE 22 POSITIONS.

ARGUMENT	FUNCTION
AAA	ANTI-AIRCRAFT ARTILLERY
ACR	AIRCRAFT
AFO	AIRFIELD
AMO	AMC DUMP
BKR	BUNKER
BRK	BARRACKS
CAV	CAVE
CNT	CONTROL CENTER
CCM	CCMO FACILITY
CWP	CREW-SERVED WEAPON
ELE	ELECTRIC POWER
FRY	FERRY
HBR	HIGHWAY BRIDGE
HMY	HIGHWAY
IND	INDUSTRY
MOP	MILITARY OPERATION
MPR	MILITARY PERSONNEL
POL	POL DUMP
POW	POW CAMP
PRY	PORT FACILITY
RBR	RAILROAD BRIDGE
RDR	RAILROAD FACILITY
FPS	RAILROAD EQUIP
KTR	RAILROAD TRACK
RYD	RAILROAD YARD
SAM	SAM FACILITY
SIG	SIGNAL FACILITY
STG	STAGING AREA
STR	STORAGE FACILITY
TGT	GEN MIL TARGET
TNL	TUNNEL
TNK	TANK
TRE	TRENCH
TRK	TRUCK
WLC	WATERBORNE LOG CRAFT

TABLE=TFAJ.C ARG=1/2 FUNC=4/10 USE=0 BAKER

DATE 732-2 TABLE - THAIRC ORIGINATOR - BAKER  
TABLE USE - CONVERT HAIR COLOR CODE TO A LITERAL.

<u>ARGUMENT</u>	<u>FUNCTION</u>
BA	HALD
BK	BLACK
BL	BLOND
BR	BROWN
GY	GRAY
RD	RED

TABLE=THCSP ARG=2/2 FUNC=4/23 USE=0 WILSON

DATE 7324. TABLE - THOSP ORIGINATOR - WILSON

PAGE - 001

TABLE USE - CONVERT HOSPITAL CODE TO A LITERAL.

ARGUMENT	FUNCTION
0	WESTOVER AFB
1	ANDREWS AFB
2	KEFSLER AFB
3	LACKLAND AFB
4	MARCH AFB
5	MAXWELL AFB
6	SCOTT AFB
7	SHEPPARD AFB
8	TRAVIS AFB
9	WRIGHT-PATTERSON AFB

TABLE=THOSP2    ARG=1/2    FUNC=3/22    USE=0    WILSON

DATE 7324? TABLE - THOSP2 ORIGINATOR - WILSON  
 TABLE USE - CONVERT HCSPITAL CODE TO A LITERAL.

ARGUMENT	FUNCTION
00	WESTOVER AFB
01	ANDREWS AFB
02	KEESLER AFB
03	LACKLAND AFB
04	MANCH AFB
05	MAXWELL AFB
06	SCOTT AFB
07	SHEPPARD AFB
08	TRAVIS AFB
09	WRIGHT-PATTERSON AFB
12	ST GORDON
13	BRUCKE
14	FITZSIMMONS
15	IRELAND
16	LITTMAN
17	PATTERSON
18	TRIPLE
19	VALLEY FORGE
21	WETHERSDA
22	WHEMERTON
23	CHELSEA
24	GREAT LAKES
25	JACKSONVILLE
26	MEMPHIS
27	CAK KNOLL
28	PHILADELPHIA
29	PLATSMOUTH
30	ST ALBANS
31	SAN DIEGO
41	CAMP PENULETON
42	CAMP LEJEUNE
43	JAKLAND



WILSON

USE=0

FUNC=5/33

APG=1/3

TABLE=TMSTYP

DATE 7324 / TABLE - TMSTYP ORIGINATOR - WILSON  
 TABLE USE - CONVERT MESSAGE TYPE CODE TO A LITERAL

PAGE - 001

ARGUMENT	FUNCTION
RPT	RECOVERY/RECEPTION POINT
NRT	NON-RETURNEE STATUS
AKP	ASSESSMENT
MPP	MEDICAL
CLA	CLARIFICATION
CCR	CONFINEMENT CHRONOLOGY REPORT
UNI	UNIDENTIFIED SEA PW

TABLE=TNCKRS ARG=1/1 FUNC=3/23 USE=0 BAKER

DATE 7324 TABLE - INOKKS ORIGINATOR - BAKER  
TABLE USE - CONVERT NEXT-CF-KIN CODE TO A LITERAL.

PAGE - 001

ARGUMENT	FUNCTION
1	PRIMARY NEXT-CF-KIN
2	SECONDARY NEXT-OF-KIN
3	RELATED
4	DELATED

TABLE=TNCKR31 ARG=1/1 FUNC=3/11 USE=0 BAKER

DATE 73242 TABLE - TNOKRS1 ORIGINATOR - BAKER  
TABLE USE - CONVERT NEXT-CF-KIN CODE TO A LITERAL.

PAGE - 001

<u>ARGUMENT</u>	<u>FUNCTION</u>
1	PRIMARY
2	SECONDARY
3	RELATED
4	RELATED

GR00

USE=0

ARG=10/10 FUNC=20/51

TABLE=TOCA SC

ARGUMENT	FUNCTION
A	AIRCRAFT LOSS/CRASH AT SEA
B	AIRCRAFT LOSS/CRASH NOT AT SEA
C	VEHICLE LOSS/CRASH
D	GUNSHOT OR SMALL ARMS FIRE
E	ARTILLERY/ROCKET/METAR
F	BOMB EXPLOSION
G	EXPLOSIVE DEVICE OTHER THAN BOMB
H	MULTIPLE FRAGMENTATION WOUNDS
I	VI SAVENTURE
J	UNARMED/SUFFOCATED
K	BURNS
L	ILLNESS/DISEASE
M	MALARIA
N	HEPATITIS
O	HEART ATTACK
P	STROKE
Q	SUICIDE
R	ACCIDENTAL SELF DESTRUCTION
S	INTENTIONAL HOMICIDE
T	ACCIDENTAL HOMICIDE
U	OTHER ACCIDENT
V	OTHER CAUSES
Z	UNKNOWN OR NOT REPORTED

Reproduced from  
 best available copy.



GR00

USE=0

ARG-10/11 FUNC=20/57

TABLE=TOCAS0

DATE 7324. 148LE - TOCASC ORIGINATOR - GROO

PAGE - 001

TABLE USE - OASD CASUALTY GROUP CODE

ARGUMENT	FUNCTION
A1	HOSTILE - KILLED
A2	HOSTILE - DIED CF WOUNDS
A3	HOSTILE - DIED WHILE MISSING
A4	HOSTILE - DIED WHILE CAPTURED/INTERNEED
B5	HOSTILE - MISSING - RMC
B6	HOSTILE - CURRENT MISSING
B7	HOSTILE - CAPTURED/INTERNEED - RMC
B8	HOSTILE - CURRENT CAPTURED

TABLE=TCCAT-Y ARG=10/11 FUNC=20/32 USE=0 GRCD

DATE 73242 TABLE -- TOCNTRY OFIGINATOR -- GRCC  
TABLE USE -- OASD CCOUNTRY

PAGE -- 001

ARGUMENT	FUNCTION
CB	CAMBODIA
CH	CHINA
LA	LAOS
VN	NORTH VIETNAM
VS	SOUTH VIETNAM
TH	THAILAND

TABLE=TOC(1); ARG=10/10 FUNC=20/23 USE=0 GROO

DATE 7324 TABLE - TODRDC ORIGINATOR - GRUC  
TABLE USE - OASD SERVICE

PAGE - 002

<u>ARGUMENT</u>	<u>FUNCTION</u>
A	USA
N	USN
F	USAF
M	USMC
C	USCG

GROO

USE=0

ARG=10/11 FUNC=20/33

TABLE=TOSTATE

TABLE USE - OASD STATE

ARGUMENT	FUNCTION
01	ALA
02	ALASKA
03	ARIZ
04	ARK
05	CAL
06	CCLC
07	CONN
08	DEL
09	DC
10	FLA
11	GA
12	HAWAII
13	IDAHO
14	ILL
15	IND
16	ICWA
17	KAN
18	KY
19	LA
20	ME
21	MD
22	MASS
23	MICH
24	MINN
25	MISS
26	MO
27	MONT
28	NEH
29	NEV
30	NH
31	NJ
32	NM
33	NY
34	NC
35	ND
36	OHIO
37	OKLA
38	ORE
39	PA
40	RI
41	SC
42	SD
43	TENN
44	TEX
45	UTAH
46	VT
47	VA
48	WASH
49	WVA
50	WISC



ARGUMENT	FUNCTION
SI	WYM
PR	PUERTIC PICO
VO	VIRGIN ISLANDS
GU	GUAM
CZ	CANAL ZONE
SC	AM SAMCA
XX	CTHER

TABLE=TORAC ARG=10/10 FUNC=20/42 USE=0 GROO

DATE 732. TABLE - TORACE ORIGINATOR - GRDO

PAGE - 001-

TABLE USE - OASD RACE

<u>ARGUMENT</u>	<u>FUNCTION</u>
C	CAUCASIAN
I	AMERICAN INDIAN
L	MALAYAN
M	PANGLOSSIAN
N	NEGRO
Z	UNKNOWN OR NOT REPORTED

TABLE-TORF L    ARG=10/11    FUNC=20/50    USE=0    GR00

TABLE USE - OASD RACE

<u>ARGUMENT</u>	<u>FUNCTION</u>
C	CAUCASIAN
I	AMERICAN INDIAN
L	MALAYAN
M	PANGLOSSIAN
N	NEGRO
Z	UNKNOWN OR NOT REPORTED

TABLE=TORFL ARG=10/11 FUNC=20/50 USE=0 GR00

TABLE USE -- OASD RELIGIOUS PREFERENCE

ARGUMENT	FUNCTION
00	NO RELIGIOUS PREFERENCE
02	SEVENTH DAY ADVENTIST
04	ASSEMBLIES OF GOD
C6	BAPTIST - AMERICAN
C8	BAPTIST - SOUTHERN
10	BAPTIST - OTHER GROUPS
12	BRETHREN
14	BULFISH
16	CHRISTIAN SCIENCE
18	CHURCH OF CHRIST
20	CHURCH OF GOD
22	CONGREGATIONAL CHRISTIAN
24	DISCIPLES OF CHRIST
26	EPISCOPAL
28	EVANGELICAL AND UNITFC BRETHREN
30	EVANGELICAL AND REFORMED
32	FRIENDS
34	Jehovahs WITNESSES
36	JEWISH
38	LATTER DAY SAINTS
40	LUTHERAN
42	LUTHERAN - MISSOURI SYNOD
44	METHODIST
46	MISSION COVENANT
48	MUSLEM
50	NIZARENE
52	GREEK CATHODOX
54	RUSSIAN ORTHODOX
56	PENTECOSTAL
58	PRESBYTERIAN
60	REFORMED
62	ROMAN CATHOLIC
64	SALVATION ARMY
65	UNITARIAN UNIVERSALIST
58	UNITED CHURCH OF CHRIST
70	PROTESTANT - OTHER CHURCHES
72	PROTESTANT - NO PREFERENCE
74	OTHER RELIGIONS
59	UNKNOWN OR NOT REPORTED

TABLE=TPPLSTAT ARG=1/2 FUNC=10/17 USE=0 WILSON



• USE - CONVERTS CODE TO STATUS •  
ARGUMENT    FUNCTION

PW	PRISONER
KA	DEAF/BLIND
DC	DEAF/CAP
PC	POSSIBLE
EV	EVADER
ES	ESCAPEE
VN	VOL/TKET
UN	UNKNOWN

TABLE=TPHSTAT ARG=1/1 FUNC=10/18 USE=C SMITH

DATE 7324    TABLE - TPMSTAT    ORIGINATOR - SMITH

PAGE - 001-

\*    USF - TRANSLATES MARTIAL STATUS.

ARGUMENT	FUNCTION
S	SINGLE
M	MARRIED
D	DIVORCED
P	SEPARATED

TABLE #TRAC t ARG=1/2 FUNC=4/12 USE=0 BAKER

DATE 73242 TABLE - TRACE ORIGINATOR - HAKER  
TABLE USE - CONVERT RACE CODE TO A LITERAL.

PAGE - 001-

ARGUMENT	FLACTION
C	CAUCASIAN
CA	CAUCASIAN
N	NEGRO
NE	NEGRO
O	ORIENTAL
OR	ORIENTAL

TABLE=TRCCL1 ARG=1/ FUNC=3/16 USE=0 BAKER

DATE 7324, TABLE -- TRCODE ORIGINATOR -- BAKER  
TABLE USE -- CONVERT RELATIONSHIP CODE TO A LITERAL.

PAGE -- 001-

<u>ARGUMENT</u>	<u>FUNCTION</u>
W	WIFE
P	PARENT
C	CHILD
M	MOTHER
F	FATHER
D	DAUGHTER
S	SISTER
B	BROTHER
L	CLUSE FRIEND
A	AUNT
U	UNCLE
X	EX-WIFE
N	NOT DETERMINED

BAKER

USE=0

FUNC=4/7

ARG=1/1

TABLE=TKPPY



DATE 732-1 TABLE - TRPPYC ORIGINATOR - BAKER

TABLE USE - CONVERT MEDICAL CONDITION CCDE TO A LTRL.

ARGUMENT	FUNCTION
G	GOOD
P	POOR
F	FAIR

TABLE=TRPF V.1 ARG=1/1 FUNC=4/7 USE=C BAKER

DATE 73242 TABLE - TRPPYCI OFIGINATOR - BAKER

PAGE - 001-

TABLE USE - CONVERT MEDICAL CONDITION CODE TO A LTRL.

ARGUMENT	FUNCTION
C	SCCD
P	PCCR
F	FAIR

TABLE=TRISTATC ARG=3/4 FUNC=18/37 USE=0 PAGE=2K BAKER

DATE 7324 1:56 - TRSTATE ORIGINATOR - BAKER  
 TABLE USE - CONVERT STATE CODE TO A LITERAL.

ARGUMENT	FUNCTION
AK	ALASKA
AL	ALABAMA
AZ	ARIZONA
AR	ARKANSAS
CA	CALIFORNIA
CZ	CANAL ZONE
CO	COLORADO
CT	CONNECTICUT
DE	DELAWARE
DC	DISTRICT OF COLUMBIA
FL	FLORIDA
GA	GEORGIA
HI	HAWAII
IA	IDAHO
IL	ILLINOIS
IN	INDIANA
IA	IOWA
KS	KANSAS
KY	KENTUCKY
LA	LOUISIANA
ME	MAINE
MD	MARYLAND
MA	MASSACHUSETTS
MI	MICHIGAN
MN	MINNESOTA
MS	MISSISSIPPI
MU	MISSOURI
MT	MONTANA
NE	NEBRASKA
NV	NEVADA
NH	NEW HAMPSHIRE
NJ	NEW JERSEY
NM	NEW MEXICO
NY	NEW YORK
NC	NORTH CAROLINA
ND	NORTH DAKOTA
OH	OHIO
OK	OKLAHOMA
OR	OREGON
PA	PENNSYLVANIA
PR	PUERTO RICO
RI	RHODE ISLAND
SC	SOUTH CAROLINA
SD	SOUTH DAKOTA
TN	TENNESSEE
TX	TEXAS
UT	UTAH
VT	VERMONT
VA	VIRGINIA
VI	VIRGIN ISLANDS

ARGUMENT	FUNCTION
WA	WASHINGTON
WV	WEST VIRGINIA
WI	WISCONSIN
WY	WYOMING

WILSON

USE=0

FUNC=3/10

ARG=1/1

TABLE=TSTATUS

DATE 7324: TABLE - TSTATUS ORIGINATOR - WILSON

PAGE - 001

TABLE USE - CONVERT STATUS OF PW/MIA CODE TO A LTRL.

ARGUMENT	FUNCTION
M	MISSING
C	PRISONER
P	PRISONER
K	KILLED
N	PAR
S	SER/RCVY
R	RETURNED
F	ESCAPED
U	UNKNOWN



TABLE=XCAUSE: ARG=1/1 FUNC=3/22 USE=0

ARGUMENT	FUNCTION
A	ACFT LOSS/CRSH SEA
H	ACFT LOSS/CRSH LAND
C	VFW LOSS/CRSH
D	BUNSHOT/SMLARMS FIRE
E	ARMY/PKTY/MORT
F	ACMB EXPL
G	-XPC NOT GMMH
H	MULT FRAG WOUNDS
I	WISADVENTURE
J	DELMN/SUIFO
K	BURNS
L	ILL/DISEASE
M	MALAPIA
N	DIARRITIS
O	WEAPT ATK
P	STROKE
Q	SUICIDE
R	ACCID SELF DESTRUCT
S	MURDER
T	ACCID HOMICIDE
U	-TIME ACCID
V	-TIME
Z	UNK/UNREP
Z	UNK/UNREP

Reproduced from best available copy. 6

TABLE=XGFF A=5-1/2 FUNC=4/19 USE=C

ARGUMENT	FUNCTION
A1	KIA
A2	DIED WOUNDS
A3	DIED MIA
A4	DIED CAPT/INTRND
B5	MIA-RMC
B6	MIA NOW
B7	CAPT/INTRND-RMC
B8	PR. NOW
	UNKNOWN

TABLE=XKACL ARG=1/1 FUNC=3/11 USE=0

ARGUMENT	FUNCTION
C	CAU
I	AMINO
L	DELAY
M	MARKS
N	NEGRO
Z	UNK/UNREP

TABLE=TFLAG2 ARG=1/1 FUNC=3/15 USE=0 FORBES

ARGUMENT	FUNCTION
P	NVA RTN LIST
O	NVA DECEASED
L	LAFS RTN LIST
F	LAFS DECEASED



TABLE=TABLE ARG=1/1 FUNC=3/5 USE=0 FORBES

ARGUMENT	FUNCTION
K	VIA
C	PLM
P	POW
K	KIA
S	SAR
R	RIET
E	ESC
U	UNK

TABLE=TABLE ARG=1/1 FUNC=3/5 USE=0 FORBES

DATE 73242 TABLE - TSTATT ORIGINATOR - FORBES

PAGE - 001-

ARGUMENT	FUNCTION
M	MIA
C	POW
P	POW
K	KIA
S	SAR
R	REF
E	FSC
U	UNK

*MISSION*  
*of*  
*Rome Air Development Center*

*RADC is the principal AFSC organization charged with planning and executing the USAF exploratory and advanced development programs for electromagnetic intelligence techniques, reliability and compatibility techniques for electronic systems, electromagnetic transmission and reception, ground based surveillance, ground communications, information displays and information processing. This Center provides technical or management assistance in support of studies, analyses, development planning activities, acquisition, test, evaluation, modification, and operation of aerospace systems and related equipment.*