

**Best
Available
Copy**

AD-760 054

INTERNATIONAL DATA ARCHIVE. VARIABLE
INDEX FOR THE STUDIES AVAILABLE FROM
THE INTERNATIONAL DATA ARCHIVE

Raymond Tanter

Michigan University

Prepared for:

Office of Naval Research
Advanced Research Projects Agency

March 1973

DISTRIBUTED BY:

NTIS

National Technical Information Service
U. S. DEPARTMENT OF COMMERCE
5285 Port Royal Road, Springfield Va. 22151

THE UNIVERSITY OF MICHIGAN

COLLEGE OF LITERATURE, SCIENCE, AND THE ARTS
Department of Political Science

FINAL REPORT

INTERNATIONAL DATA ARCHIVE

Raymond Tantor
Principal Investigator

ORA Project 010346

under contract with:

OFFICE OF NAVAL RESEARCH
DEPARTMENT OF THE NAVY
ADVANCED RESEARCH PROJECTS AGENCY
ARPA ORDER NO. 1411
CONTRACT NO. N00014-67-A-0181-0041
ARLINGTON, VIRGINIA

CONTENTS

	PAGES
1. Overview	1-9
2. Attachments	
a. Instruction Manual for the Computer Aided International Relations Teaching (CAIR package)	
b. Variable Index for Studies Available from the International Data Archive	
c. Codebook for "International Transactions, Is. Specific Interactions and Power Data Sets," for using PRINC (Programmed International Environment)	
d. Codebook for "Perceptions of Symbols in Foreign Policy: Data From the Vietnam Case"	

DDC
RECEIVED
MAY 16 1973
E

Reproduced by
NATIONAL TECHNICAL
INFORMATION SERVICE
U S Department of Commerce
Springfield VA 22151

administered through:

OFFICE OF RESEARCH ADMINISTRATION

March, 1973

DISTRIBUTION STATEMENT A
Approved for public release;
Distribution Unlimited

178

AD 760054

DOCUMENT CONTROL DATA - R & D

Security Classification of title, body of abstract and indexing annotation must be entered when the overall report is classified.

1. ORIGINATING ACTIVITY (Corporate author)		2a. REPORT SECURITY CLASSIFICATION UNCLASSIFIED	
INTERNATIONAL DATA ARCHIVE		2b. GROUP	
3. REPORT TITLE VARIABLE INDEX For the Studies Available from the International Data Archive			
4. DESCRIPTIVE NOTES (Type of report and inclusive dates)			
5. AUTHOR(S) (First name, middle initial, last name)			
6. REPORT DATE February, 1973		7a. TOTAL NO. OF PAGES 87 177 178	7b. NO. OF REFS
8a. CONTRACT OR GRANT NO. N00014-67-A-0181-0041		9a. ORIGINATOR'S REPORT NUMBER(S) 20	
1. PROJECT NO. ARPA Order No. 1411		9b. OTHER REPORT NO(S) (Any other numbers that may be assigned this report)	
10. DISTRIBUTION STATEMENT This document has been approved for public release and sale; its distribution is unlimited and reproduction in whole or in part is permitted for any purpose of the United States Government			
11. SUPPLEMENTARY NOTES Department of Political Science University of Michigan Ann Arbor, Michigan 48104		12. SPONSORING MILITARY ACTIVITY Advanced Research Projects Agency via the Office of Naval Research Washington, D.C.	
13. ABSTRACT This variable index contains all substantive variables of the data sets which have been obtained and/or processed during the three years in which the International Data Archive has been in existence. The variables are listed in two ways: (1) in alphabetical order by keyword; and (2) by study.			

V A R I A B L E I N D E X

FOR THE STUDIES AVAILABLE FROM THE
INTERNATIONAL DATA ARCHIVE

FEBRUARY, 1973

INTERNATIONAL DATA ARCHIVE
DEPARTMENT OF POLITICAL SCIENCE
THE UNIVERSITY OF MICHIGAN
ANN ARBOR, MICHIGAN 48104

PREPARED IN CONNECTION WITH RESEARCH SUPPORTED BY THE ADVANCED
RESEARCH PROJECTS AGENCY, ARPA ORDER NO. 1411, AND MONITORED
BY THE OFFICE OF NAVAL RESEARCH, CONTRACT NO. N00014-67-A-0181-
0041.

1-a

a

INTERNATIONAL DATA ARCHIVE--FINAL REPORT

June, 1971 - December, 1972

Research Program and Plan

The International Data Archive has undertaken as its primary goals the acquisition, processing and dissemination of data set/software packages. From a total of four processed and nine unprocessed data sets in 1969 when the Archive was established, there are now over 50 data sets available. Over eleven million card images of data have been serviced to more than 90 institutions over the last three years.

OVERVIEW OF THE PROJECT

The International Data Archive (IDA) project has accomplished the following major tasks during the last contract period (June, 1971 - December, 1972): (1) data processing and standardization; (2) acquisition of new data sets and an updating of reports describing the data holdings and variables within the data sets; (3) servicing of requests from outside users; and (4) development and pre-testing of the Computer Aided International Relations teaching (CAIR) package.

1. DATA STANDARDIZATION

Routine data processing and standardization, e.g., keypunching, preparing codebooks, checking the data to determine in which class it should be placed, and converting the data to machine readable form have been per-

formed by the International Relations Archive of the Inter-university Consortium for Political Research with support from IDA.

Roll Calls for the Twenty-Fifth and Twenty-Sixth Sessions of the United Nations were added to the United Nations file, and the entire United Nations data set was subsetting into separate files so that each session is available independently of the other sessions.

World Handbook II Aggregate Data File was standardized and the codebook completed. The very large and comprehensive Cross-Polity Time Series data set was also standardized, and selected political, economic and demographic variables were updated to 1972, with IDA support.

Codebooks were prepared for two data sets received via the data generation efforts of the Voluntary International Coordination (VIC) project. One of the codebooks describes the data sets which have been created as part of the Programmed International Computer Environment (PRINCE) project of the International Relations Program of Syracuse University, which were designed to provide estimates for the values of the principal variables used in the model underlying PRINCE. The other codebook describes a data set which consists of a content analysis of 367 of President Lyndon B. Johnson's speeches delivered between 1964 and 1968 that are about or contain references to Vietnam. The source for the study was Papers of the President, 1964-1968. The data set is divided into four sections with a total of 121 variables.

Data sets received by the International Data Archive have been divided into four classes which have been developed to reflect the steps that would be taken between the time the original investigator sends his data and the point at which these data are cleaned, fully documented,

maintained, and easily retrievable. The desire of many scholars to have reasonably quick access to data once they are released by the original investigator coupled with the limited resources available for continued optimal standardization (Class I) has necessitated the development of a classification system to facilitate the description of data in various stages of processing. These classes are described as follows:

Class I: Class I data sets have been checked, reformatted and cleaned to archival standards. The data have also been recoded and reorganized to maximize their utilization and accessibility. A codebook capable of being read by a computer is available. This machine readable codebook fully documents the data and may also contain statistics such as frequencies and means. All Class I studies are available on magnetic tape in either card image or OSIRIS (Organized Set of Integrated Routines for Investigation with Statistics) format.

Class II: Class II studies have been checked and reformatted to archival standards. Data have been put into OSIRIS format, with amps (&, +), dashes (-), blanks and other codes not accepted by the OSIRIS programs removed from numeric data. The studies in this class are available on magnetic tape in either OSIRIS or card image formats. The documentation exists as either a machine readable codebook or a multilithed or xeroxed version of the investigator's codebook with annotations

made by the archive staff. Peculiarities in the data have been pointed out in the documentation, and a copy is supplied when the data are requested.

Class III: Class III studies have been checked by the staff for appropriate number of cards per case and accurate data locations as specified by the investigator's codebook. Often frequency checks on these data have been made, and known data discrepancies and other problems are communicated to the user at the time the data are requested. These data exist only in card image form.

Class IV: The Class IV studies are in the same format as they are received by the archive from the original investigator.

2. ACQUISITION OF NEW DATA SETS AND UPDATING OF REPORTS

Several new data sets were acquired during this contract period. Most of these new data sets were a result of the data generation efforts undertaken by the Voluntary International Coordination (VIC) project under contract numbers N00014-67-A-0181-0026 and N00014-67-A-0181-0042, and have become part of the holdings of the archive. (See final report for the Voluntary International Coordination (VIC) project, February, 1973).

An updated report entitled International Data Archive Data Holdings was prepared during this contract period, to include all new studies acquired by the International Data Archive since June, 1972. A new Variable Index of Studies Available from the International Data Archive

was prepared, in which archive staff merged the new variables with the old. Variables in this report are listed in two ways: (1) alphabetically by key word indicating the study; and (2) listed by study after the study description.

3. DIRECT SERVICING OF REQUESTS

Though the International Data Archive has not serviced ordinary requests for data from university users during this contract period, IDA has serviced varied types of special requests from users both in and out of the academic community.

IDA (as opposed to IRA, which services only academic institutions) has serviced requests from non-university users such as the Consolidated Analysis Centers, Incorporated (C.A.C.I.), G.E. TEMPO, the U.S. Air Force Academy, the Office of the Assistant Secretary of Defense for Systems Analysis, etc. One such request involved cleaning the World Handbook II data. Another request involved familiarizing C.A.C.I. staff with the Michigan Terminal System (MTS), in conjunction with using IDA data and software packages.

Thomas Thayer, OASD/SA requested the India-Pakistan-Bangladesh case from the Computer Aided System for Handling Information on Local Conflicts (CASCON), which had been coded by IDA staff and incorporated into the CASCON data base.

IDA programming and research staff wrote and made available to Dr. Jeffrey Milstein at Yale and Dr. Robert Young (in his capacity as adjunct associate professor at the George Washington University) a program which allows students to retrieve the U.N. Roll Calls data

via MTS.

Professor John Montgomery of Harvard University requested an analytic deck of data from World Handbook II. The computer center at Harvard did not have a program at hand for printing out the requested data (ethnolinguistic fractionalization scores and the inter-nation ranking based on these scores). IDA programming staff readily accessed the requested information and made it available to Montgomery within a very short time of his request.

4. DEVELOPMENT AND PRE-TESTING OF THE COMPUTER AIDED INTERNATIONAL RELATIONS TEACHING (CAIR) PACKAGE.

A basic purpose of the Computer Aided International Relations teaching (CAIR) package is to introduce university students and policy analysts to the substantive data analysis techniques in the fields of international studies. CAIR is designed to present the roles and limitations of certain tools in the analysis of political and security problems and allows the analyst to have some confidence in his ability to employ these analytical tools to answer questions of substantive interest. CAIR systematically reveals the inter-relationships among research design, data, statistical analysis and computer usage. CAIR gives the student an appreciation of quantitative methods as utilized in the social sciences.

CAIR's utility extends both to the student and the policy analyst. The policy analyst must be capable of utilizing modern data storage and retrieval systems which can aid the recall of past actions and the development and evaluation of current policies. In short, CAIR can teach the policy analyst how to develop and evaluate his ideas empirically..

CAIR teaches general technical skills which students and decision makers will require. These skills are not unique to any one field; they are techniques and modes of thought which can be applied across political arenas of every type--bureaucracies, legislatures, international organizations, judicial systems, and academia. CAIR, in itself, is not a tool for substantive analysis. Rather, the package is designed to teach the skills necessary to use the analytic tools available to the social scientist.

CAIR development, under this contract, originally included three phases: Phase I, the preparation of an instruction manual providing an introduction to statistical methods and examples of how to use these methods vis a vis the computer; Phase II, evaluation and pre-testing; and Phase III, a workbook providing more advanced statistical techniques along with a survey of methods and data used by scholars of international affairs. CAIR development was hindered in two ways: (1) difficulty of locating and the frequent turn-over of qualified personnel; and (2) a change within the University of Michigan computer analysis program from Consol Statistics (CONSTAT) to a more comprehensive, efficient and versatile system, the Michigan Interactive Data Analysis System (MIDAS).

Phase I of CAIR composed of an instruction manual and two data sets has been completed, and it has been incorporated within MIDAS. CAIR data set I, entitled "National Attributes and Conflict Behavior," is a composite of variables from a variety of studies in the archive. CAIR data set II is a subset of the World Handbook II data set. The instruction manual uses examples from CAIR data set II, and a codebook describing the variables used in the exercises accompanies the manual.

Q

Phase II of CAIR, pre-testing and evaluation, has also been completed, though not as systematically in the evaluation part as had been hoped for originally. CAIR was pre-tested at a number of institutions, among them George Washington University; the School for Advanced International Studies, Johns Hopkins University, Northern Illinois University, and The University of Michigan. CAIR was also utilized in four "Computers and Foreign Affairs" courses at the School of Professional Studies, Foreign Service Institute.

CAIR's efficacy as a teaching aid has been confirmed by those involved in the above mentioned courses, both from the students' and teachers' viewpoints. A systematic evaluation of CAIR, e.g., pre- and post tests, questionnaires, etc., was not feasible given the problems IDA had with respect to adequate staffing. Phase III of CAIR, the advanced methods workbook was not completed due to the same problem. Nevertheless, approximately 15 institutions over the past year have requested descriptions of CAIR (see research report #2, May, 1971), and CAIR data set I either in card image or tape form.

Non-academic institutions have also been introduced to CAIR, such as the Navy War College, Army and Navy personnel, and staff at the Department of State and the Department of Defense.

The following attachments are included as part of this final report:

1. Instruction Manual for the Computer Aided International Relations teaching (CAIR) package.
2. Variable Index for Studies Available from the International Data Archive.

3. Codebook for International Transactions, Issue Specific Interactions and Power Data Sets, Programmed International Environment (PRINCE) project.
4. Codebook for Perceptions of Symbols in Foreign Policy: Data From the Vietnam Case data set.

INTRODUCTION

This variable index contains all substantive variables of the data sets which have been obtained and/or processed during the three years in which the International Data Archive has been in existence.

The variables are listed in two ways: (1) in alphabetical order by key word; and (2) by study. For most variables the key word is obvious, but for many variables there are at least two possibilities for key words, e.g., Agricultural Production as % of GNP or GNP: % Agricultural Production. No set criteria were established for selection of a key word in these instances, and the user is advised to check for each of the possible choices of key words. In some cases, for clarity, the name of the data set appears first, e.g., U.N. Resolutions; Country, Total Interaction. Some of the variable names, however, remain unavoidably ambiguous in meaning outside the context of the specific data set.

Following each variable is an abbreviated study name which is the data source for that variable. The "KEY TO STUDY NAMES" gives the complete study name, the principal investigator(s), the date(s) and the unit(s) of analysis. The dates represent the time period of the entire data collection, but not necessarily the dates applicable to specific variables. For some variables the appropriate dates are given in the variable name.

KEY TO STUDY NAMES FOR THE
INTERNATIONAL DATA ARCHIVE VARIABLE INDEX

<u>STUDY CODE</u>	<u>STUDY: TIME, INVESTIGATOR, (UNITS)</u>
ACDA MIL. EXP.	World Military Expenditures: 1970, U.S. Arms Control and Disarmament Agency. (120 Nations)
AFRICA: ICFP	African Foreign Relations and Internal Analysis Project: 1964 - 1966, Patrick McGowan, (15,000 Events)
BLEICHER	Computer Analysts of U.N. Resolutions: 1946-1968, Samuel Bleicher. (Resolutions)
COR: EAST/WEST	East-West Project: Event Data, 1945-1965, Walter H. Corson. (15,000 Events)
C.P. TIME	Cross Polity Time Series: 1815-1966, Banks. (153 Nations)
DMSTC CONFLICT	Dimensions of Conflict Behavior Within and Between Nations: 1955-1960, Rudolph Rummel and Raymond Tanter. (82 Nations) and Domestic Conflict Behavior: 1919-1939 and 1946-1966, Arthur Banks. (111 Countries)
DON-RAW	The Dimensionality of Nations Project: 1955, Rudolph Rummel. (82 Nations)
DYAD DISP. CA	Dyadic Disputes: 1920-1968 (Case Attributes), William Coplin and J. Martin Rochester. (121 Cases)
DYAD DISP. PA	Dyadic Disputes: 1920-1968 (Participant Attributes), William Coplin and J. Martin Rochester. (121 Nation Cases)
DYAD DISP. PP	Dyadic Disputes: 1920-1968 (Patterns of Perception), William Coplin and J. Martin Rochester. (121 Nations)
FRGN CONFLICT	Foreign Conflict Behavior: 1955, 1962-1966, Rudolph Rummel. (Nations)
GURR. 1	Genesis of Civil Violence Project: 1961-1963, Ted Gurr. (Nations)
HUGHES EV	Dyadic and Multilateral Event: 1948-1970, Barry Hughes. (10,000 Events)

<u>STUDY CODE</u>	<u>STUDY: TIME, INVESTIGATOR, (UNITS)</u>
JACOBSON	U.N. Resolutions on Colonialism: 1946-1967, Harold Jacobson. (Roll Calls)
LDC/GP	Major Power Interactions with Less Developed Countries: 1956-1965, Richard Cady, Franz Mogdis, and Karen Tidwell. (90 Less Developed Countries)
LERN 4	Learning Package 4: Comparative Foreign Policy, Patrick McGowan and Michael O'Leary. (38 Variables for 114 States)
M EAST INTER	Middle East Event/Interaction Data: 1949-1969, Barry M. Blechman. (10,000 Events)
M EAST MIL EV	Middle East Military Event Data: 1949-1969, Barry M. Blechman. (3,800 Physical Conflict Interactions)
MIL DEF EXP	Military Defense Expenditure Data: 1948-1970, John Gillespie and Dina Zinnes. (123 Nations)
POLI CONFLICTS	Political Conflict Data: 1944-1966, Richard Cady and William Prince. (323 Conflicts)
POLI EVENTS	Political Events Project: 1948-1965, Ivo Feierabend, Rosalind Feierabend and Betty Nesvold. (6,754 Political Events)
REGIONS	International Regions and the Interantional System: c. 1951-1963, Bruce M. Russett. (Nations)
RUMMEL-TANTER	Dimensions of Conflict Behavior Within and Between Nations: 1955-1960, Rudolph Rummel and Raymond Tanter. (86 Countries)
RUSSETT ALLIA	International Military Alliance Data: 1920-1957, Bruce Russett. (44 Variables for 137 Alliances)
SDQ	Statistics of Deadly Quarrels: 1809-1949, Lewis Richardson. (Quarrels)
SUBSYS: HAAS	International Subsystems: 1949-1963, Michael Haas. (21 Subsystems, 457 Subsystem-Members, 2,049 Wars)

STUDY CODE

SULLIVAN

TRIAD: AG

TRIAD: PRCP

U.N. ROLL CALLS

WEIS

WHB. 2 AGGREG

WHB. 2 EVENT

WHB. 2 INTRVNS

WHB. 2 RAW

WOW: NATION

WOW: NAT/WAR

WOW: Pairs

WOW: WAR

STUDY: TIME, INVESTIGATOR, (UNITS)

Perceptions of Symbols in Foreign Policy:
Data From the Vietnam Case, 1964-1968, Michael
Sullivan. (121 Variables from 375 Speeches)

Sino-Soviet Interaction: 1950-1967 (Aggregate
Data), Franz Mogdis and Karen Tidwell. (So-
viet Union and Communist China)

Sino-Soviet Interaction: 1950-1967 (Percep-
tions), Franz Modgis and Karen Tidwell. (So-
viet Union and Communist China)

United Nations Roll Call Votes: General
Assembly Plenary Sessions and Eight Committees,
1946-1965. (Nations)

World Event/Interaction Survey: January, 1966 -
August, 1969, Charles McClelland. (23,000 Events)

World Handbook of Political and Social Indi-
cators, First Edition, Bruce Russett, Karl
Deutsch, Hayward Alker and Harold Lasswell.
(141 Nations)

World Handbook of Political and Social Indica-
tors, First Edition, Bruce Russett, Karl Deutsch,
Hayward Alker and Harold Lasswell. (141 Nations)

World Handbook of Political and Social Indica-
tors, Second Edition: 1948-1967 (Intervention
Data), Charles Taylor and Michael Hudson.
(1,073 Nation-Daily Interventions)

World Handbook of Political and Social Indica-
tors, Second Edition: 1948-1967 (Raw Data),
Charles Taylor and Michael Hudson. (Measures
of Fractionalization, Concentration and In-
equality).

Wages of War: 1816-1965 (Nation File), J.
David Singer and Melvin Small. (144 Nations)

Wages of War: 1816-1965 (Nation/War File), J.
David Singer and Melvin Small. (Nation-Wars)

Wages of War: 1816-1965 (Pairs File), J. David
Singer and Melvin Small. (Pairs of Nations)

Wages of War: 1816-1965 (War File), J. David
Singer and Melvin Small. (93 Wars)

ACCEPTANCE OF ICJ JURISDICTION	DON-RAW
ACCUSATIONS (1955-60, BY YEAR)	RUMMEL-TANTER
AGRICULTURAL AREA (IN THOUSAND SQUARE KILOMETERS)	WHB.2 AGGREG.
AGRICULTURAL DENSITY	WHB.2 AGGREG.
AGRICULTURAL EXPORTS PLUS IMPORTS (1000,000 \$US)	DON-RAW
AGRICULTURAL EXPORTS/AGRICULTURAL IMPORTS PLUS EXPORTS	DON-RAW
AGRICULTURAL EXPORTS/EXPORTS	DON-RAW
AGRICULTURAL POPULATION (PERCENT TOTAL) 1944-1958	DON-RAW
AGRICULTURAL PRODUCTION	DON-RAW
AGRICULTURAL PRODUCTION/GNP	DON-RAW
AGRICULTURAL SHARE OF GROSS DOMESTIC PRODUCT	DON-RAW
AGRICULTURAL WORKERS (NUMBER)	WHB.2 AGGREG.
AGRICULTURAL WORKERS/ECONOMICALLY ACTIVE POPULATION	DON-RAW
AGRICULTURE, PERCENT CONTRIBUTION TO GNP	DON-RAW
AGRICULTURE: % ECONOMICALLY ACTIVE MALES ENGAGED IN	DON-RAW
AID <ECONOMIC> GIVEN, 1968	WHB.2 AGGREG.
AID <ECONOMIC> RECEIVED, 1968	ACDA MIL.EXP.
AID<ECONOMIC> GIVEN/CAPITA, 1968	ACDA MIL.EXP.
AID, SOVIET PER CAPITA (U.S. DOLLARS)	ACDA MIL.EXP.
AID, TOTAL SOVIET IN THOUSAND U.S. DOLLARS	WHB.2 AGGREG.
AID, TOTAL U.S. ECONOMIC (IN MILLION US DOLLARS)	WHB.2 AGGREG.
AID, TOTAL US ECONOMIC & MILITARY (IN MILLION US DOLLARS)	WHB.2 AGGREG.
AID, US ECONOMIC & MILITARY PER CAPITA	WHB.2 AGGREG.
AID, US ECONOMIC PER CAPITA	WHB.2 AGGREG.
AID, US RECVD/USSR AID + US AID RECEIVED	DON-RAW
AIR DISTANCE: SHORTEST FROM US IN INCHES ON MAP	DON-RAW
AIR DISTANCE: SHORTEST FROM US/USSR PLUS US	DON-RAW
AIR DISTANCE: SHORTEST FROM USSR IN INCHES ON MAP	DON-RAW
AIR DISTANCE: SHORTEST FROM USSR PLUS FROM US	DON-RAW
AIR FARES FROM CAPITALS TO MOSCOW	WHB.2 AGGREG.
AIR FARES FROM CAPITALS TO NEW YORK	WHB.2 AGGREG.
AIR PASSENGER KILOMETERS, NUMBER OF (1000,000)	DON-RAW
AIR PASSENGER KM/POPULATION	DON-RAW
AIRCRAFT: FIGHTER	TRIAD: AG
ALLIANCE BLOC MEMBERSHIP	LERN 4
ALLIANCE MEMBERS, ALL EUROPEAN	RUSSETT ALLIA
ALLIANCE MEMBERS, AVERAGE DISTANCE BETWEEN CAPITALS	RUSSETT ALLIA
ALLIANCE MEMBERS, AVERAGE SHORTEST DISTANCE BET. BORDERS	RUSSETT ALLIA
ALLIANCE MEMBERS, DISTANCE BET. HOME COUNTRIES & COLONIES	RUSSETT ALLIA
ALLIANCE MEMBERS, NUMBER WHO WERE MAJOR POWERS	RUSSETT ALLIA
ALLIANCE MEMBERS, PAIRS IN ALLIANCE 12 YRS FOLLOWING PACT	RUSSETT ALLIA
ALLIANCE MEMBERS, PAIRS IN ALLIANCE 25 YRS PRIOR TO PACT	RUSSETT ALLIA
ALLIANCE MEMBERS, PAIRS ON SAME SIDE IF AT WAR 12 YRS AFTER	RUSSETT ALLIA
ALLIANCE MEMBERS, PAIRS ON SAME SIDE IF AT WAR 25 YRS PRIOR	RUSSETT ALLIA
ALLIANCE MEMBERS, RATIO OF ARMED FORCES TO SUM OF ALLIANCE	RUSSETT ALLIA

ALLIANCE MEMBERS, RATIO OF ENERGY CONS. TO SUM OF ALLIANCE	RUSSETT ALLIA
ALLIANCE MEMBERS,PAIRS ON OPPOSING SIDES IF WAR 12 YRS AFTER	RUSSETT ALLIA
ALLIANCE MEMBERS,PAIRS ON OPPOSING SIDES IF WAR 25 YRS PRIOR	RUSSETT ALLIA
ALLIANCE, ACTUAL DURATION	RUSSETT ALLIA
ALLIANCE, BILATERAL PACT?	RUSSETT ALLIA
ALLIANCE, CURRENTLY IN EFFECT	RUSSETT ALLIA
ALLIANCE, DEFENSIVE PACT?	RUSSETT ALLIA
ALLIANCE, DENUNCIATION CAUSING TERMINATION OF	RUSSETT ALLIA
ALLIANCE, ECONOMIC AID BETWEEN MEMBERS OF	RUSSETT ALLIA
ALLIANCE, ENTENTE?	RUSSETT ALLIA
ALLIANCE, EXPIRATION CAUSING TERMINATION OF	RUSSETT ALLIA
ALLIANCE, IF TERMINATION SANCTIONED	RUSSETT ALLIA
ALLIANCE, INSTITUTIONS(NON-MILITARY)EST. AMONG MEMBERS OF	RUSSETT ALLIA
ALLIANCE, LANGUAGE(OFFICIAL)OF MEMBERS OF	RUSSETT ALLIA
ALLIANCE, LENGTH OF DURATION	RUSSETT ALLIA
ALLIANCE, LENGTH OF DURATION (IN YEARS)	RUSSETT ALLIA
ALLIANCE, MEMBER NO LONGER INDEP. CAUSING TERMINATION OF	RUSSETT ALLIA
ALLIANCE, MILITARY AID, EVIDENCE OF BETWEEN MEMBERS OF	RUSSETT ALLIA
ALLIANCE, MILITARY BASES EST. ON TERRITORY OF ANOTHER MEMBER	RUSSETT ALLIA
ALLIANCE, MILITARY COMMAND, INTEGRATED OR ONE SUBORDINATE	RUSSETT ALLIA
ALLIANCE, NEUTRALITY PACT?	RUSSETT ALLIA
ALLIANCE, NEW ALLIANCE CAUSING TERMINATION OF	RUSSETT ALLIA
ALLIANCE, OFFICIAL CONTACT BETWEEN MEMBERS OF	RUSSETT ALLIA
ALLIANCE, PROVISIONS RE TIME OF DURATION	RUSSETT ALLIA
ALLIANCE, RACE OF MEMBERS OF	RUSSETT ALLIA
ALLIANCE, RATIO OF TOTAL PCP. OF, TO TOTAL PCP. OF WORLD	RUSSETT ALLIA
ALLIANCE, RELIGION, % THAT MAJORITY RELIGIONS DIFFERED	RUSSETT ALLIA
ALLIANCE, SPECIFIC MENTION OF MIL. THREAT IN TEXT OF TREATY	RUSSETT ALLIA
ALLIANCE, SPECIFIED DURATION	RUSSETT ALLIA
ALLIANCE, WAR CAUSING TERMINATION OF	RUSSETT ALLIA
ALLIANCE, WAR, % OF MEMBERS ON SAME SIDE IN CASE OF	RUSSETT ALLIA
ALLIANCE, WAR, MONTHS PASSED BEFORE ANY MEMBER AT	RUSSETT ALLIA
ALLIANCE, WAR,ENTERED BY ANY MEMBER WHEN ALLIANCE OPERATIVE	RUSSETT ALLIA
ALLIANCE, YEAR SIGNED	RUSSETT ALLIA
AMPLITUDE 1961	GURR. 1
AMPLITUDE 1962	GURR. 1
AMPLITUDE 1963	GURR. 1
ANTIGOVERNMENT DEMONSTRATIONS, 1946-1966	C.P. TIME
ARABLE LAND	DON-RAW
ARABLE LAND/TOTAL LAND AREA	DON-RAW
AREA, TOTAL (IN THOUSAND SQUARE KILOMETERS)	WHB.2 AGGREG.
AREA: COASTLINE LENGTH/SQUARE ROOT OF AREA	DON-RAW
AREA: HOMELAND, TERRITORIES, DEPENDENCIES	DON-RAW
AREA: NATIONAL LAND/NATIONAL + TERRITORIAL LAND	DON-RAW
ARMED FORCES OF PARTICIPANT,PREWAR	WOW: NAT/WAR
ARMED FORCES PER 1000 POPULATION	ACDA MIL.EXP.
ARMED FORCES,1964,1965,1966,1967,1968	ACDA MIL.EXP.
ARMED FORCES,1968, COUNTRY RANK	ACDA MIL.EXP.
ARMED FORCES:% CHANGE,1964-1968	ACDA MIL.EXP.
ASSASSINATIONS (BY YEAR)	DMSTC CONFLICT
ASSASSINATIONS, 1946-1966	C.P. TIME
BAL. OF PAYMENTS, AV. AMT. SHORT TERM / LIQUID GOLD	DON-RAW
BAL. OFFICIAL DONATIONS 1954-56/LIQUID GOLD STOCK	DON-RAW
BALANCE OF DONATIONS	DON-RAW
BALANCE OF INVESTMENTS (BILLION US\$)	DON-RAW
BALANCE OF INVESTMENTS/LIQUID GOLD STOCK	DON-RAW
BALANCE OF INVESTMENTS, SHORT TERM 1954-56	DON-RAW
BALANCE OF PAYMENTS 1954-56	DON-RAW
BATTLE DEATHS EXPERIENCED BY NATION, NUMBER OF	WOW: NATION
BATTLE DEATHS IN CENTRAL SYSTEM WARS EXPERIENCED BY NATION	WOW: NATION

BATTLE DEATHS IN CENTRAL SYSTEM WARS: MBR EACH SIDE
 BATTLE DEATHS IN COLONIAL AND IMPERIAL WARS FOR NATION
 BATTLE DEATHS IN INTERSTATE WARS EXPERIENCED BY NATION
 BATTLE DEATHS IN MAJOR POWER WARS EXPERIENCED BY NATION
 BATTLE DEATHS IN WARS: MAJOR POWER EACH SIDE BY NATION
 BIRTH RATES, (NUMBER LIVE BIRTHS PER 1,000 POPULATION)
 BIRTHS/1000 POPULATION
 BLUC MEMBER
 BLCC MEMBERSHIP (NATO/WTU)
 BOOK PRODUCTION, TITLES/CAPITA, 1946-1966
 BOOK PRODUCTION, TITLES, 1946-1966
 BOOK TITLES
 BOOK TITLES/POPULATION
 BOOK TITLES, FOREIGN TRANSLATED/DOMESTIC BOOK TITLES
 BOOK TITLES: #BOOK TITLES PUBLISHED PER YR/TOTAL TITLES
 BOOK TITLES: #PURE & APPLIED SCIENCE PUBLISHED/TOTAL
 BOOK TITLES: ENGLISH/RUSSIAN PLUS ENGLISH TRANSLATED
 BOOK TITLES: FOREIGN TRANSLATED
 BOOK TITLES: NUMBER ENGLISH TRANSLATED
 BOOK TITLES: NUMBER RUSSIAN TRANSLATED
 BOOK TITLES: RUSSIAN PLUS ENGLISH TRANSLATED
 BOOK TITLES: RUSSIAN TRANSLATED/ALL FOREIGN TRANSLATED
 BOOKS PUBLISHED PER YR IN PURE AND APPLIED SCIENCE/BOOKS
 BOOKS, RELIGIOUS/BOOK TITLES
 BRITISH COMMONWEALTH MEMBER: YES/NO
 BROADCAST (HOURS PER WEEK) (CPR)
 BROADCAST (HOURS PER WEEK) (USR)
 BUDDHIST POPULATION/POPULATION
 CALORIES PER CAPITA PER DAY
 CALORIES PER CAPITA PER DIEM
 CALORIES REQUIRED BY POPULATION/CALORIES CONSUMED
 CAPITAL FORMATION, DOMESTIC AS % GROSS NATIONAL PRODUCT
 CASE INTRODUCED: MONTH, YEAR
 CASES AS OBJECT OR RESPONCENT: TOTAL FOR THE FOUR
 CASES INTRODUCED BY UR AS APPLICANT: TOTAL FOR THE FOUR
 CASES PARTICIPATED IN TOTAL (PCIJ, ICJ, LEAGUE, UN)
 CASES: AVG INDEX PARTICIPATION IN PCIJ, ICJ, LEAGUE, UN
 CASES: INTRO. JOINTLY (PCIJ, ICJ, LEAGUE, UN)
 CASES: TOTAL INDEX PARTICIPATION IN PCIJ, ICJ, LEAGUE, UN
 CAUCASIAN POPULATION/POPULATION
 CENSORSHIP
 CENSORSHIP, DEGREE OF
 CENTRAL GOV'T BUDGETED EXPENDITURE PER CAPITA 1951-61
 CENTRAL GOVERNMENT BUDGETED EXPENDITURE PER CAPITA 1961
 CENTRAL SYSTEM MEMBER DURING WAR
 CENTRAL SYSTEM MEMBERSHIP, YEAR NATION GAINED
 CENTRAL SYSTEM MEMBERSHIP, YEAR NATION LOST
 CENTRAL SYSTEM WARS EXPERIENCED BY NATION, NUMBER OF
 CHANGES IN EFFECTIVE EXECUTIVE, 1815-1966
 CHRISTIAN CHURCHES (NUMBER OF SEPARATE)
 CHRISTIAN COMMUNITY (% TOTAL POPULATION)
 CINEMA ATTENDANCE (PER CAPITA)
 CITIZENS/POPULATION
 CITIZENS, NUMBER OF
 CIVIL STRIFE, LEVEL
 CIVIL VIOLENCE 1961-63
 CIVIL VIOLENCE, DURATION 1961-63
 COALITIONS, 1946-1966
 COASTLINE LENGTH
 COLONIAL AND IMPERIAL WARS EXPERIENCED BY NATION, NUMBER OF

WOW: NATION
 WOW: NATION
 WOW: NATION
 WOW: NATION
 WOW: NATION
 WHB.2 AGGREG.
 DON-RAW
 DON-RAW
 ACDA MIL.EXP.
 C.P. TIME
 C.P. TIME
 DON-RAW
 DON-RAW
 DON-RAW
 DON-RAW
 DON-RAW
 DON-RAW
 DON-RAW
 DON-RAW
 DON-RAW
 DON-RAW
 DON-RAW
 DON-RAW
 DON-RAW
 DON-RAW
 LDC/GP
 LDC/GP
 DON-RAW
 DON-RAW
 WHB.2 AGGREG.
 DON-RAW
 WHB.2 AGGREG.
 DYAD DISP. PA
 DYAD DISP. PP
 DYAD DISP. PP
 DYAD DISP. PP
 DYAD DISP. PP
 DYAD DISP. PP
 DYAD DISP. PP
 DYAD DISP. PP
 DON-RAW
 DON-RAW
 DON-RAW
 GURR. 1
 GURR. 1
 WOW: NAT/WAR
 WOW: NATION
 WOW: NATION
 WOW: NATION
 C.P. TIME
 WHB.2 AGGREG.
 WHB.2 AGGREG.
 WHB.2 AGGREG.
 DON-RAW
 DON-RAW
 LERN 4
 GURR. 1
 GURR. 1
 C.P. TIME
 DON-RAW
 WOW: NATION

COLONIES: YES OR NO	DON-RAW
COMMUNIST PARTY MEMBERSHIP	DON-RAW
COMMUNIST PARTY MEMBERSHIP (NUMBER)	LDC/GP
COMMUNIST PARTY MEMBERSHIPS/POPULATION	DON-RAW
COMMUNIST PARTY NEUTRAL OVER SPLIT	LDC/GP
COMMUNIST PARTY OPEN-SPLIT	LDC/GP
COMMUNIST PARTY ORIENTED TOWARD CPR	LDC/GP
COMMUNIST PARTY ORIENTED TOWARD USR	LDC/GP
COMMUNIST PARTY STATUS IN STATE (LEGALITY)	LDC/GP
COMPETITION INDEX, AGGREGATE, 1946-1966	C.P. TIME
CONFLICT ACTS RECEIVED, OUTSIDE REGION	LERN 4
CONFLICT ACTS RECEIVED, REGION	LERN 4
CONFLICT ACTS RECEIVED, TOTAL	LERN 4
CONFLICT ACTS RECEIVED, US	LERN 4
CONFLICT ACTS RECEIVED, USSR	LERN 4
CONFLICT ACTS SENT, OUTSIDE REGION	LERN 4
CONFLICT ACTS SENT, TO REGION	LERN 4
CONFLICT ACTS SENT, TO US	LERN 4
CONFLICT ACTS SENT, TO USSR	LERN 4
CONFLICT ACTS SENT, TOTAL	LERN 4
CONFLICT, AIR OPERATIONS IN CONFLICT	POLI CONFLICTS
CONFLICT, AN INTERNATIONAL BLOCKADE	POLI CONFLICTS
CONFLICT, CIVIL DISORDER	POLI CONFLICTS
CONFLICT, COLONIAL CONFLICT ISSUE	POLI CONFLICTS
CONFLICT, CONFLICT LOCATION ASIA	POLI CONFLICTS
CONFLICT, CONFLICT LOCATION EUROPE	POLI CONFLICTS
CONFLICT, CONFLICT LOCATION LATIN AMERICA	POLI CONFLICTS
CONFLICT, CONFLICT LOCATION MIDDLE EAST AND NORTH AFRICA	POLI CONFLICTS
CONFLICT, CONFLICT LOCATION SOUTHEAST ASIA	POLI CONFLICTS
CONFLICT, CONFLICT LOCATION SUB-SAHARAN AFRICA	POLI CONFLICTS
CONFLICT, CONFLICT OUTCOME IS FAVORABLE TO US INTEREST	POLI CONFLICTS
CONFLICT, CONFLICT OUTCOME IS UNFAVORABLE TO US INTEREST	POLI CONFLICTS
CONFLICT, COUP D'ETAT	POLI CONFLICTS
CONFLICT, CPR PARTICIPATION IN CONFLICT	POLI CONFLICTS
CONFLICT, DAY IN WHICH ORGANIZED FORCE FIRST USED	POLI CONFLICTS
CONFLICT, DISRUPTIVE EFFECTS OF CONFLICT	POLI CONFLICTS
CONFLICT, DURATION OF CONFLICT	POLI CONFLICTS
CONFLICT, EAST-WEST CONFLICT ISSUE	POLI CONFLICTS
CONFLICT, ENDING DAY, MON., YEAR OF CONFLICT	POLI CONFLICTS
CONFLICT, GROUND OPERATIONS IN CONFLICT	POLI CONFLICTS
CONFLICT, GUERRILLA WAR	POLI CONFLICTS
CONFLICT, INSURRECTION	POLI CONFLICTS
CONFLICT, INTERNATIONAL INCIDENT	POLI CONFLICTS
CONFLICT, MILITARY REVOLT OR MUTINY	POLI CONFLICTS
CONFLICT, MONTH IN WHICH ORGANIZED FORCE FIRST USED	POLI CONFLICTS
CONFLICT, NAME OF CONFLICT	POLI CONFLICTS
CONFLICT, OTHER COMMUNIST NATIONS PARTICIPATION IN CONFLICT	POLI CONFLICTS
CONFLICT, OVERT CIVIL WAR	POLI CONFLICTS
CONFLICT, OVERT INTERNATIONAL COMBAT	POLI CONFLICTS
CONFLICT, SEA OPERATION IN CONFLICT	POLI CONFLICTS
CONFLICT, SHOW OF FORCE	POLI CONFLICTS
CONFLICT, THE CONFLICT TERMINATED BY MILITARY VICTORY	POLI CONFLICTS
CONFLICT, THE CONFLICT TERMINATED CONCLUSIVELY	POLI CONFLICTS
CONFLICT, TOTAL CONFLICT DEATHS/DURATION OF THE CONFLICT	POLI CONFLICTS
CONFLICT, TOTAL CONFLICT DEATHS/POPULATION	POLI CONFLICTS
CONFLICT, TOTAL DEATHS RESULTING FROM CONFLICT	POLI CONFLICTS
CONFLICT, TOTAL NATIONS INVOLVED IN CONFLICT	POLI CONFLICTS
CONFLICT, UN PARTICIPATION IN CONFLICT	POLI CONFLICTS
CONFLICT, US PARTICIPATION IN CONFLICT	POLI CONFLICTS
CONFLICT, USR PARTICIPATION IN CONFLICT	POLI CONFLICTS

CONFLICT, YEAR IN WHICH ORGANIZED FORCE FIRST USED	POLI CONFLCTS
CONSPIRACY & INTERNAL WAR 1961-63	GURR. 1
CONSPIRACY 1961-63	GURR. 1
CONSPIRACY, TURMOIL, & INTERNAL WAR 1961-63	GURR. 1
CONSTITUTIONAL FORM, YEAR PRESENT FORM (HUDSON)	WHB.2 AGGREG.
CONTIGUOUS BORDER CPR	LDC/GP
CONTIGUOUS BORDER EASTERN EUROPE	LDC/GP
CONTIGUOUS BORDER US	LDC/GP
CONTIGUOUS BORDER USSR	LDC/GP
CONTRIBUTED TO UN TECH. ASSISTANCE & RELIEF, AMOUNT	DCN-RAW
CONTRIBUTION TO ALL TECH. ASSIST/GNP SQUARED/POP	DON-RAW
CONTRIBUTION TO FUND, %	DON-RAW
COOPERATIVE ACTS RECEIVED, OUTSIDE REGION	LERN 4
COOPERATIVE ACTS RECEIVED, REGION	LERN 4
COOPERATIVE ACTS RECEIVED, TOTAL	LERN 4
COOPERATIVE ACTS RECEIVED, US	LERN 4
COOPERATIVE ACTS RECEIVED, USSR	LERN 4
COOPERATIVE ACTS SENT, OUTSIDE REGION	LERN 4
COOPERATIVE ACTS SENT, TO REGION	LERN 4
COOPERATIVE ACTS SENT, TO US	LERN 4
COOPERATIVE ACTS SENT, TO USSR	LERN 4
COOPERATIVE ACTS SENT, TOTAL	LERN 4
COST OF LIVING INDEX NUMBER, 1953-1958	DON-RAW
COSTS TECH. ASSIST. PROJECTS/GNP SQUARED/POP	DON-RAW
COUNTRIES, NUMBER CONTIGUOUS	LERN 4
COUPS D'ETAT, NUMBER OF, 1815-1966	C.P. TIME
CRISES, MAJOR GOVERNMENT (BY YEAR)	DMSTC CONFLICT
CULTURAL DELEGATIONS: CHINESE TO SOVIET UNION	TRIAD: AG
CULTURAL DELEGATIONS: SOVIET TO CHINA	TRIAD: AG
CULTURAL VISITS TO A STATE (CPR)	LDC/GP
CULTURAL VISITS TO A STATE (USR)	LDC/GP
CURRENCY AGE IN MONTHS, 1946-1966	C.P. TIME
CURRENCY IN CIRCULATION/CAPITA, 1946-1966	C.P. TIME
DATE ADMITTED TO UN	LDC/GP
DATE NATION BECAME POLITICALLY RECOGNIZABLE	DCN-RAW
DATE OF PARTICIPATION, 1ST BEGINNING YR., MON., DAY	WOW: NAT/WAR
DATE OF PARTICIPATION, 1ST ENDING MON., YR., DAY	WOW: NAT/WAR
DATE OF PARTICIPATION, 2ND ENDING DAY, MON., YR.	WOW: NAT/WAR
DATE OF PARTICIPATION, 2ND ENDING MON., DAY, YEAR	WOW: NAT/WAR
DATE OF PARTICIPATION, 2ND BEGINNING DAY, MON., YR.	WOW: NAT/WAR
DEATH RATES, (NUMBER DEATHS PER 1,000 POPULATION)	WHB.2 AGGREG.
DEATHS FROM ACCIDENTS/TOTAL DEATHS	DON-RAW
DEATHS FROM CANCER/TOTAL DEATHS	DCN-RAW
DEATHS FROM HEART DISEASE/TOTAL DEATHS	DON-RAW
DEATHS FROM TUBERCULOSIS/TOTAL DEATHS	DON-RAW
DEATHS FROM TYPHOID/TOTAL DEATHS	DCN-RAW
DEATHS/1000 POPULATION	DON-RAW
DEATHS, INFANT/LIVE BIRTHS	DCN-RAW
DEFENSE EXPENDITURE (1000,000 DOMESTIC CURRENCY)	DON-RAW
DEFENSE EXPENDITURE AS % GROSS NATIONAL PRODUCT, ACDA	WHB.2 AGGREG.
DEFENSE EXPENDITURE PER CAPITA	WHB.2 AGGREG.
DEFENSE EXPENDITURE/EXCHANGE RATE	DON-RAW
DEFENSE EXPENDITURE/EXCHANGE RATE (1000,000 US\$)	DCN-RAW
DEFENSE EXPENDITURE/GNP	DON-RAW
DEFENSE EXPENDITURE/GOVERNMENT EXPENDITURE	DCN-RAW
DEFENSE EXPENDITURE/GOVERNMENT EXPENDITURE, 1860-1966	C.P. TIME
DEFENSE EXPENDITURE, TOTAL IN MILLION U.S. DOLLARS	WHB.2 AGGREG.
DEMONSTRATIONS, ANTI-FOREIGN (1955-60, BY YEAR)	RUMMEL-TANTER
DEMONSTRATIONS, ANTI-GOVERNMENT (BY YEAR)	DMSTC CONFLICT
DENSITY, (PEOPLE PER SQUARE KILOMETER)	WHB.2 AGGREG.

DEVELOPMENT STATUS	ACCA MIL.EXP.
DIPLOMATIC MISSION, AVERAGE SIZE	LERN 4
DIPLOMATIC RECOGNITION OF A STATE BY CPR	LDC/GP
DIPLOMATIC RECOGNITION OF A STATE BY EASTERN EUROPE	LDC/GP
DIPLOMATIC RECOGNITION OF A STATE BY US	LDC/GP
DIPLOMATIC RECOGNITION OF A STATE BY USSR	LDC/GP
DIPLOMATIC REPRESENTATION	WHB.2 AGGREG.
DIPLOMATIC REPRESENTATIVES OF CPR IN STATE	LDC/GP
DIPLOMATIC REPRESENTATIVES OF STATE IN CPR	LDC/GP
DIPLOMATIC REPRESENTATIVES OF STATE IN USSR	LDC/GP
DIPLOMATIC REPRESENTATIVES OF USSR IN STATE	LDC/GP
DISCRIMINATION: SYSTEMATIC GROUP C.1960	GURR. 1
DISPUTE INTRODUCED TO INSTITUTION: HOW	DYAD DISP. PA
DISPUTE, ACTION: NO	DYAD DISP. CA
DISPUTE, ADJUDICATION	DYAD DISP. CA
DISPUTE, ADVISORY OPINIONS, NUMBER	DYAD DISP. CA
DISPUTE, CASE DISPOSED BY INSTITUTION: MONTH, YEAR, DAY	DYAD DISP. CA
DISPUTE, CEASE FIRE ORDERED	DYAD DISP. CA
DISPUTE, COMMITTEE OF EXPERTS ESTABLISHED	DYAD DISP. CA
DISPUTE, DISPUTE INTRODUCED TO INSTITUTION: MON., DAY, YR.	DYAD DISP. CA
DISPUTE, DISPUTE START: DAY, MON., YEAR	DYAD DISP. CA
DISPUTE, DISPUTE START: DAY, MONTH, YEAR	DYAD DISP. CA
DISPUTE, DISTANCE: GEOGRAPHICAL BETWEEN DISPUTANTS	DYAD DISP. CA
DISPUTE, DISTANCE: MILITARY BETWEEN DISPUTANTS	DYAD DISP. CA
DISPUTE, ECONOMIC INTERDEPENDENCE	DYAD DISP. CA
DISPUTE, ECONOMIC STAGES OF DEVELOPMENT: COMPARISON	DYAD DISP. CA
DISPUTE, ENFORCEMENT, BOYCOTT, EMBARGO	DYAD DISP. CA
DISPUTE, HOSTILITIES ASSOCIATED WITH CASE	DYAD DISP. CA
DISPUTE, HOSTILITIES: INSTITUTION CREDITED WITH STOPPING	DYAD DISP. CA
DISPUTE, INQUIRY	DYAD DISP. CA
DISPUTE, INSTITUTION: HOW DISPUTE INTRODUCED TO	DYAD DISP. CA
DISPUTE, INSTITUTIONAL USAGE: COMPARISON	DYAD DISP. CA
DISPUTE, INTERNATIONAL ORGANIZATION USED PREVIOUSLY	DYAD DISP. CA
DISPUTE, ISSUE IN CASE: TYPE	DYAD DISP. CA
DISPUTE, JUDGMENTS, NUMBER ISSUED	DYAD DISP. CA
DISPUTE, JUDGMENTS, NUMBER MERIT ISSUED	DYAD DISP. CA
DISPUTE, JUDGMENTS, NUMBER NON-MERIT ISSUED	DYAD DISP. CA
DISPUTE, LEAGUE OR UN ORGAN USED	DYAD DISP. CA
DISPUTE, LEAGUE/UN: HOW DISPUTE INTRODUCED TO	DYAD DISP. CA
DISPUTE, MEDIATION, COLLECTIVE/CONCILIATION	DYAD DISP. CA
DISPUTE, MEDIATOR, SINGLE	DYAD DISP. CA
DISPUTE, NEGOTIATIONS/REFERRAL TO REGIONAL ORG.: APPEAL FOR	DYAD DISP. CA
DISPUTE, PCIJ/ICJ: HOW DISPUTE INTRODUCED TO	DYAD DISP. CA
DISPUTE, POLICE FORCE	DYAD DISP. CA
DISPUTE, POLITICAL SYSTEMS: COMPARISON	DYAD DISP. CA
DISPUTE, POWER CAPABILITY, RELATIVE (GNP)	DYAD DISP. CA
DISPUTE, REGION: MEMBERSHIP IN W. EUROPEAN SOCIAL-CULTURAL	DYAD DISP. CA
DISPUTE, REGIONS, GEOGRAPHICAL: COMPARISON	DYAD DISP. CA
DISPUTE, REGIONS, SOCIAL-CULTURAL: COMPARISON	DYAD DISP. CA
DISPUTE, RESULT - FOLLOWING DISPOSAL OF DISPUTE BY INST.	DYAD DISP. CA
DISPUTE, SECRETARY-GENERAL: PRESENCE	DYAD DISP. CA
DISPUTE, SUPPORT, MATERIAL PROVIDED	DYAD DISP. CA
DISPUTE, SYSTEM-TYPE AT TIME OF INTRODUCTION OF CASE	DYAD DISP. CA
DISPUTE, TRUCE SUPERVISION ESTABLISHED	DYAD DISP. CA
DISTANCE BETWEEN STATE AND CPR	LDC/GP
DISTANCE BETWEEN STATE AND EASTERN EUROPE	LDC/GP
DISTANCE BETWEEN STATE AND USSR	LDC/GP
DIVORCES/1000 MARRIAGES	DGN-RAW
DOCUMENT, AMOUNT OF, DEVOTED TO VIETNAM	SULLIVAN
DOCUMENT, AUDIENCE, DESIGNATION (SPECIFIC OR GENERAL) OF	SULLIVAN

DOCUMENT, DATE OF	SULLIVAN
DOCUMENT, DESIGNATION OF THE	SULLIVAN
DOCUMENT, IF SPECIFICALLY CONCERNED WITH VIETNAM	SULLIVAN
DOCUMENT, LENGTH OF CODED PORTION OF	SULLIVAN
DOCUMENT, SYMBOLIC KEYWORDS IN	SULLIVAN
DURATION 1961	GURR. 1
DURATION 1962	GURR. 1
DURATION 1963	GURR. 1
DWELLINGS WITH RUNNING WATER/DWELLINGS	DCN-RAW
DYAD, ARMED FORCES, PREWAR; 1ST PAIR MEMBER	WOW: PAIRS
DYAD, ARMED FORCES, PREWAR; 2ND PAIR MEMBER	WOW: PAIRS
DYAD, ATTACK ON ALLY OR FRIEND OF OTHER	SDQ
DYAD, AUXILIARIES	SDQ
DYAD, BATTLE DEATHS, 1ST PAIR MEMBER	WOW: PAIRS
DYAD, BATTLE DEATHS, 2ND PAIR MEMBER	WOW: PAIRS
DYAD, BODY CHARACTERISTICS: DIFFERENCE	SDQ
DYAD, BODY CHARACTERISTICS: SIMILARITY	SDQ
DYAD, CASUALTY ERROR MEASURE	SDQ
DYAD, CHURCH: CIVIL POWER FOR	SDQ
DYAD, COLONIAL VIOLENCE	SDQ
DYAD, CONCESSIONS: RIVALRY FOR ON TERRITORY OF 3RD PARTY	SDQ
DYAD, CONFLICT: EXISTENCE OF PREVIOUS	SDQ
DYAD, CUSTOM (DRESS): DIFFERENCE	SDQ
DYAD, CUSTOM (DRESS): SIMILARITY	SDQ
DYAD, DURATION OF RELATIONSHIP IN NATION MONTHS	WOW: PAIRS
DYAD, ENEMY OR RIVAL: SUPPORT OF OTHER'S	SDQ
DYAD, ENTERPRISES, COMMERCIAL ON OTHER'S TERRITORY	SDQ
DYAD, EXCHANGE OF GOODS BETWEEN GROUPS	SDQ
DYAD, FIGHTING, NUMBER OF PAIRS	SDQ
DYAD, FIGHTING: ENJOYMENT OF FOR ITS OWN SAKE	SDQ
DYAD, FIGHTING: EXISTENCE OF CHRONIC SMALL	SDQ
DYAD, FINANCIAL DEBT	SDQ
DYAD, FOUGHT PREVIOUSLY AS ALLIES	SDQ
DYAD, FOUGHT: NO. YEARS SINCE BELLIGERENTS HAD	SDQ
DYAD, FOUGHT: NO. YEARS SINCE BELLIGERENTS HAD AS ALLIES	SDQ
DYAD, FREEDOM, PERSONAL: DIFFERENCE IN DEGREE OF	SDQ
DYAD, FREEDOM, PERSONAL: SIMILARITY IN DEGREE OF	SDQ
DYAD, FRIENDSHIP: PERSONAL BETWEEN RULERS	SDQ
DYAD, GOVERNMENT, INSECURE	SDQ
DYAD, GOVERNMENT: NO. YEARS SINCE COMMON GOV'T ESTB.	SDQ
DYAD, GOVERNMENT: SAME	SDQ
DYAD, GROUP IN ONE NATION VS. GROUP IN ANOTHER NATION	SDQ
DYAD, GROUP VS. GROUP OF ANOTHER NATION	SDQ
DYAD, IGNORANCE OF OTHER GROUP, GENERAL	SDQ
DYAD, INTERBREEDING BETWEEN GROUPS	SDQ
DYAD, INTERMARRIAGE BETWEEN GROUPS	SDQ
DYAD, INTERMARRIAGE, BAN OF	SDQ
DYAD, INTERNATIONAL CONFLICT	SDQ
DYAD, KILLED: TOTAL NO. IN ENTIRE CONFLICT	SDQ
DYAD, LAND: INSUFFICIENCY FOR POPULATION	SDQ
DYAD, LANGUAGE, COMMON MOTHER	SDQ
DYAD, LANGUAGE, DIFFERENT	SDQ
DYAD, LEGAL SYSTEMS: DIFFERENCE	SDQ
DYAD, LOOT: DESIRE FOR	SDQ
DYAD, MAGNITUDE OF FATAL QUARREL	SDQ
DYAD, MARRIAGE CUSTOMS: DIFFERENCE	SDQ
DYAD, MARRIAGE CUSTOMS: SIMILAR	SDQ
DYAD, MATRIX: TOTAL NO. MONTHS FOR ALL PAIRS IN CONFLICT	SDQ
DYAD, MATRIX: TOTAL NO. PAIRS IN CONFLICT	SDQ
DYAD, MIGRATIONS, RESTRICTED	SDQ

DYAD, NATION IN CENT. SYST. DURING THE WAR, 1ST PAIR MEMB.	WOW: PAIRS
DYAD, NATION IN CENT. SYST. DURING THE WAR, 2ND PAIR MEMB.	WOW: PAIRS
DYAD, NATION MONTHS OF WAR, 1ST PAIR MEMBER	WOW: PAIRS
DYAD, NATION MONTHS OF WAR, 2ND PAIR MEMBER	WOW: PAIRS
DYAD, NATION VS. GROUP OF ANOTHER NATION	SDQ
DYAD, NATION WAS A MAJOR POWER DURING THE WAR, 1ST PAIR MEMB.	WOW: PAIRS
DYAD, NATION WAS A MAJOR POWER DURING THE WAR, 2ND PAIR MEMB.	WOW: PAIRS
DYAD, NONINTERVENTION: POLICY OF	SDQ
DYAD, NUMBER OF MONTHS PAIR IN CONFLICT	SDQ
DYAD, OBSTACLES TO MOVEMENT OF GOODS	SDQ
DYAD, OCCUPATIONS: SUCCESSFULLY COMPETED IN INTELLECTUAL	SDQ
DYAD, ORDERED OTHER PARTY TO OBEY	SDQ
DYAD, OUTCOME OF WAR FOR PAIR	SDQ
DYAD, PHILANTHROPY, GENERAL	WOW: PAIRS
DYAD, POPULATION, PREWAR; 1ST PAIR MEMBER	SDQ
DYAD, POPULATION, PREWAR; 2ND PAIR MEMBER	WOW: PAIRS
DYAD, PRIDE: ELATION BY STRONG PRIDE	WOW: PAIRS
DYAD, PROPAGANDA: ISSUANCE OF TO THIRD PARTY	SDQ
DYAD, PROPAGANDA: ISSUED TO OTHER GROUPS	SDQ
DYAD, PROTECTION OFFERED BY THIRD PARTY	SDQ
DYAD, QUARREL DESIRED BY THIRD PARTY	SDQ
DYAD, QUARREL: ACTION AGAINST THIRD PARTY LED TO	SDQ
DYAD, REGIONAL ERROR MEASURE	SDQ
DYAD, RELATIONSHIP BETWEEN PAIR	SDQ
DYAD, RELATIONSHIP IN WAR, DAY, MON., YEAR ENDED 2ND TIME	WOW: PAIRS
DYAD, RELATIONSHIP IN WAR, DAY, MON., YEAR 1ST BEGUN	WOW: PAIRS
DYAD, RELATIONSHIP IN WAR, DAY, MON., YEAR 1ST ENDED	WOW: PAIRS
DYAD, RELATIONSHIP IN WAR, DAY, MON., YR. BEGUN 2ND TIME	WOW: PAIRS
DYAD, RELIGION OR PHILOSOPHY OF LIFE: DIFFERENCE	SDQ
DYAD, RELIGION OR PHILOSOPHY OF LIFE: SIMILARITY	SDQ
DYAD, RESENTMENT: PERSONAL BETWEEN LEADERS	SDQ
DYAD, REVOLUTION OR CIVIL WAR	SDQ
DYAD, SCIENCE & ART: SIMILARITY	SDQ
DYAD, STRONGER, FELT THAN OTHER	SDQ
DYAD, SYMPATHY WITH THOSE UNDER OTHER GROUP'S CONTROL	SDQ
DYAD, TAXATION	SDQ
DYAD, TERRITORY: DESIRE FOR HABITATION	SDQ
DYAD, TERRITORY: DESIRE FOR MINERAL & OTHER PORTABLE GOODS	SDQ
DYAD, TERRITORY: DESIRE FOR OTHER'S	SDQ
DYAD, TERRITORY: DESIRE FOR STRATEGIC STRONGHOLDS	SDQ
DYAD, TERRITORY: INTERMINGLED ON SAME	SDQ
DYAD, TERRITORY: POLICY OF NOT EXTENDING	SDQ
DYAD, TRADE: RIVALRY IN WITH 3RD PARTY	SDQ
DYAD, TRAVEL BETWEEN TWO GROUPS	SDQ
DYAD, WAR THEATER, AFRICA	SDQ
DYAD, WAR THEATER, ASIA	WOW: PAIRS
DYAD, WAR THEATER, EUROPE	WOW: PAIRS
DYAD, WAR THEATER, MIDDLE EAST	WOW: PAIRS
DYAD, WAR THEATER, OCEANIA	WOW: PAIRS
DYAD, WAR THEATER, WESTERN HEMISPHERE	WOW: PAIRS
DYAD, WAR TYPE; INTERSTATE, COLONIAL, IMPERIAL	WOW: PAIRS
DYAD, WAR TYPE, MAJOR POWER PARTICIPANT	WOW: PAIRS
DYAD, WAR TYPE, CENTRAL SYSTEM PARTICIPANT	WOW: PAIRS
DYAD, WAR TYPE, CENTRAL SYSTEM PARTICIPANT ON EACH SIDE	WOW: PAIRS
DYAD, WAR TYPE, MAJOR POWER PARTICIPANT ON EACH SIDE	WOW: PAIRS
DYAD, WAR: GENERAL OBJECTION TO	SDQ
DYAD, WAR: PREPARATIONS FOR	SDQ
DYAD, WEALTH OR POVERTY: COMMON LEVEL	SDQ
DYAD, WEALTH OR POVERTY: DIFFERENT LEVEL	SDQ
DYAD, WINNING SIDE: DESIRE TO BE ON	SDQ

DYAD, YEAR CONFLICT BEGAN	SDQ
ECONOMIC AID (LOANS & GRANTS) GIVEN	DCN-RAW
ECONOMIC AID GIVEN/GNP SQUARED/POP	DCN-RAW
ECONOMIC AID RECEIVED	DCN-RAW
ECONOMIC AID RECEIVED FROM US	DUN-RAW
ECONOMIC AID RECVD/GNP SQUARED/POP	DCN-RAW
ECONOMIC DEVELOPMENT: STAGE	DYAD DISP. PA
ECONOMICALLY ACTIVE POPULATION	DON-RAW
ECONOMICALLY ACTIVE POPULATION/POPULATION	DON-RAW
EDUCATION <PUBLIC> EXPENDITURES, 1968	ACDA MIL.EXP.
EDUCATION (POP AGED 25+ WITH LESS THAN 4 YRS, RESTRICTED)	WHB.2 AGGREG.
EDUCATION (POP WITH AT LEAST 4 YEARS AT SECOND LEVEL)	WHB.2 AGGREG.
EDUCATION (POP 25+ W/ AT LEAST 4 YRS. LEVEL 1;RSTRD)	WHB.2 AGGREG.
EDUCATION (POP 25+ W/ AT LEAST 4 YRS. LEVEL 2;RSTRD)	WHB.2 AGGREG.
EDUCATION (POP 25+ W/ AT LEAST 4 YRS. LEVEL 3;RSTRD)	WHB.2 AGGREG.
EDUCATION (POPULATION AGED 25+ WITH LESS THAN 4 YEARS)	WHB.2 AGGREG.
EDUCATION (POPULATION WITH AT LEAST 4 YEARS AT FIRST LEVEL)	WHB.2 AGGREG.
EDUCATION EXPENDITURE AS % GROSS NATIONAL PRODUCT	WHB.2 AGGREG.
EDUCATION EXPENDITURE PER CAPITA	WHB.2 AGGREG.
EDUCATION EXPENDITURE/GOVERNMENT EXPENDITURE (1958)	DON-RAW
EDUCATION EXPENDITURE, TOTAL IN MILLION U.S. DOLLARS	WHB.2 AGGREG.
EDUCATION<PUBLIC> EXPENDITURE/CAPITA, 1968	ACDA MIL.EXP.
EDUCATION, STUDENTS IN HIGHER (PER MILLION POPULATION)	WHB.2 AGGREG.
EFFECTIVE EXECUTIVE (SELECTION), 1815-1966	C.P. TIME
EFFECTIVE EXECUTIVE (TYPE), 1815-1966	C.P. TIME
ELECTIONS, % ADULT POPULATION (20+ YEARS) VOTING	WHB.2 AGGREG.
ELECTIONS, % ELECTORATE VOTING	WHB.2 AGGREG.
ELECTIONS: TYPES	DON-RAW
ELECTORAL IRREGULARITY	WHB.2 AGGREG.
EMBASSIES & LEGATIONS	DCN-RAW
EMBASSIES & LEGATIONS IN OTHER COUNTRIES, #	DON-RAW
EMBASSIES AND LEGATIONS IN COUNTRY, NUMBER	DON-RAW
EMIGRANTS	DON-RAW
EMIGRANTS/POPULATION	DON-RAW
EMPLOYMENT: LABOR UNION MEMBERSHIP AS % NONAGRIC. C.1960	GURR. 1
ENERGY CONSUMPTION (KILOGRAMS OF COAL EQUIVALENTS)	WHB.2 AGGREG.
ENERGY CONSUMPTION (MEGAWATT HOURS)	DON-RAW
ENERGY CONSUMPTION (MILLION METRIC TONS COAL EQUIVALENTS)	WHB.2 AGGREG.
ENERGY CONSUMPTION IN MEGAWATT HRS/POP	DON-RAW
ENERGY CONSUMPTION(KG /CAPITA), 1946-1966	C.P. TIME
ENERGY CONSUMPTION(M TONS COAL EQUIVALENT), 1946-1966	C.P. TIME
ENERGY POTENTIAL, TOTAL	DON-RAW
ENERGY PRODUCTION	DON-RAW
ENERGY PRODUCTION (M TONS COAL EQUIVALENT), 1946-1966	C.P. TIME
ENERGY PRODUCTION(KG/CAPITA), 1946-1966	C.P. TIME
ENERGY PRODUCTION/POPULATION	DCN-RAW
ENERGY PRODUCTION, TOTAL (MILLION KILOWATT HOURS)	DON-RAW
ENERGY RESOURCES, TOTAL POTENTIALLY AVAILABLE/POP	DON-RAW
ENROLLMENT, PRIMARY AND SECONDARY SCHOOL/CAPITA, 1860-1966	C.P. TIME
ENROLLMENT, PRIMARY AND SECONDARY SCHOOL, 1860-1966	C.P. TIME
ENROLLMENT, PRIMARY SCHOOL/CAPITA, 1860-1966	C.P. TIME
ENROLLMENT, PRIMARY SCHOOL, 1860-1966	C.P. TIME
ENROLLMENT, SECONDARY SCHOOL/CAPITA, 1860-1966	C.P. TIME
ENROLLMENT, SECONDARY SCHOOL, 1860-1966	C.P. TIME
ENROLLMENT, UNIVERSITY/CAPITA, 1860-1966	C.P. TIME
ENROLLMENT, UNIVERSITY, 1860-1966	C.P. TIME
EVENT, ACTION CATEGORY OF	COR: EAST/WEST
EVENT, ACTION CODE OF	COR: EAST/WEST
EVENT, ACTION IN	COR: EAST/WEST
EVENT, ACTION TYPE OF	M EAST INTR

EVENT, ACTOR (MACRO, MICRO)
 EVENT, ACTOR IN CONFLICT
 EVENT, ACTOR ON BEHALF OF THE STATE
 EVENT, ANTI-FOREIGN RIOTS
 EVENT, ARAB CASUALTIES
 EVENT, ARAB FATALITIES
 EVENT, ARRESTED IN THE EVENT, NUMBER OF PERSONS
 EVENT, ATTACK METHODS: BOMBING
 EVENT, ATTACK METHODS: FIRE
 EVENT, ATTACK METHODS: FIREARMS
 EVENT, ATTACK METHODS: HAND
 EVENT, ATTACK METHODS: HEAVY ARMAMENT
 EVENT, ATTACK METHODS: MISSILES, ROCKS, BOTTLES
 EVENT, ATTACK METHODS: SNIPING
 EVENT, ATTACK METHODS: UNCLASSIFIED
 EVENT, ATTACK ON CITIZENS
 EVENT, ATTACK ON EMBASSY
 EVENT, ATTACK ON FLAG
 EVENT, ATTACK ON MILITARY INSTALLATION OR EQUIPMENT
 EVENT, ATTACK ON MILITARY PERSONNEL
 EVENT, ATTACK ON OTHER OFFICIAL PROPERTY
 EVENT, ATTACK ON PRIVATE PROPERTY
 EVENT, BANDITRY, CROSS BORDER
 EVENT, BOUNDARY, EFFECTS UPON
 EVENT, CASUALTIES IN UNOFFICIAL VIOLENCE (ESTIMATE)
 EVENT, CASUALTIES IN UNOFFICIAL VIOLENCE (EXACT)
 EVENT, CATEGORY OF ACTION
 EVENT, CAUSALTIES (ESTIMATE) (VIOLENT ACT)
 EVENT, CAUSALTIES (EXACT) (VIOLENT ACT)
 EVENT, CHANGE/CONTINUE SCALE
 EVENT, CODE VALUE ASSOCIATED WITH THE
 EVENT, CODER OF
 EVENT, COMMENTS OR QUALIFICATIONS
 EVENT, COMMUNICATION, CONTEXT OF
 EVENT, COMMUNICATION, DESTINATION OF
 EVENT, CONTROL (CONTENT), MEDIUM OF
 EVENT, CONTROL (CHANNEL), MEDIUM OF
 EVENT, CULTURAL SYSTEM, EFFECTS UPON
 EVENT, DATA COMPLETE OR NOT
 EVENT, DATE OF ARAB-ISRAELI MILITARY EVENT
 EVENT, DAY OF
 EVENT, DAY, MON., YEAR OF EVENT/INTERACTION
 EVENT, DAY, MON., YEAR OF THE EVENT
 EVENT, DESCRIPTION OF EVENT/INTERACTION (TEXTUAL)
 EVENT, DURATION (DAY LIMIT) (OFFICIAL WARNING)
 EVENT, DURATION (DAY LIMIT) (VIOLENT ACT)
 EVENT, DURATION (ESTIMATE) (OFFICIAL WARNING)
 EVENT, DURATION (ESTIMATE) (VIOLENT ACT)
 EVENT, DURATION (EXACT DAYS) (OFFICIAL WARNING)
 EVENT, DURATION (EXACT NUMBER OF DAYS) (VIOLENT ACT)
 EVENT, DURATION OF THE EVENT
 EVENT, ECONOMY, EFFECTS UPON
 EVENT, EVENT TYPE
 EVENT, EVENT/INTERACTION ARENA
 EVENT, EVENT/INTERACTION CUEWORD
 EVENT, EVENT/INTERACTION ITEM
 EVENT, EVENT/INTERACTION SERIAL NUMBER
 EVENT, FEIERABEND, FEIERABEND AND NESVOLD SCALE SCORES
 EVENT, FORCES INVOLVED (OFFICIAL WARNING)
 EVENT, FORCES INVOLVED (VIOLENT ACT)

M EAST INTR
 FRGN CONFLICT
 AFRICA:ICFP
 FRGN CONFLICT
 M EAST MIL EV
 M EAST MIL EV
 POLI. EVENTS
 FRGN CONFLICT
 FRGN CONFLICT
 FRGN CONFLICT
 FRGN CONFLICT
 FRGN CONFLICT
 FRGN CONFLICT
 FRGN CONFLICT
 FRGN CONFLICT
 FRGN CONFLICT
 FRGN CONFLICT
 AFRICA:ICFP
 FRGN CONFLICT
 FRGN CONFLICT
 AFRICA:ICFP
 FRGN CONFLICT
 AFRICA:ICFP
 HUGHES EV
 COR: EAST/WEST
 FRGN CONFLICT
 FRGN CONFLICT
 FRGN CONFLICT
 AFRICA:ICFP
 AFRICA:ICFP
 AFRICA:ICFP
 FRGN CONFLICT
 M EAST MIL EV
 COR: EAST/WEST
 WEIS
 POLI. EVENTS
 WEIS
 FRGN CONFLICT
 FRGN CONFLICT
 FRGN CONFLICT
 FRGN CONFLICT
 FRGN CONFLICT
 FRGN CONFLICT
 POLI. EVENTS
 AFRICA:ICFP
 M EAST MIL EV
 WEIS
 WEIS
 WEIS
 WEIS
 POLI. EVENTS
 FRGN CONFLICT
 FRGN CONFLICT

EVENT, GEOGRAPHIC AREA OF	COR: EAST/WEST
EVENT, GOVERNMENT, EFFECTS UPON	AFRICA: ICFP
EVENT, GUTTMAN SCALE SCORES	POLI. EVENTS
EVENT, HOSTILE-FRIENDLY SCALE	AFRICA: ICFP
EVENT, I.D. NUMBER OF THE	M EAST INTR
EVENT, I.D. OF NATIONS INVOLVED IN THE	HUGHES EV
EVENT, IDENTIFICATION OF TARGET	AFRICA: ICFP
EVENT, INCIDENTS, NUMBER OF	M EAST MIL EV
EVENT, INFORMATION SOURCE	WEIS
EVENT, INITIATOR OF EVENT/INTERACTION	WEIS
EVENT, INJURED IN THE EVENT, NUMBER OF PERSONS	POLI. EVENTS
EVENT, INTEGRATIVE STRUCTURES, EFFECTS UPON	AFRICA: ICFP
EVENT, INTENSITY OF	COR: EAST/WEST
EVENT, INVOLVED IN THE EVENT, NUMBER OF PERSONS	POLI. EVENTS
EVENT, ISOLATIONIST/INTERNATIONALIST SCALE	AFRICA: ICFP
EVENT, ISRAELI CASUALTIES	M EAST MIL EV
EVENT, ISRAELI FATALITIES	M EAST MIL EV
EVENT, KILL (EXACT) (VIOLENT ACT)	FRGN CONFLICT
EVENT, KILLED IN THE EVENT, NUMBER OF PERSONS	POLI. EVENTS
EVENT, KILLED IN UNOFFICIAL VIOLENCE	FRGN CONFLICT
EVENT, LOCATION OF THE EVENT	POLI. EVENTS
EVENT, MILITARY ACTIONS (ESTIMATE) (VIOLENT ACT)	FRGN CONFLICT
EVENT, MONTH AND YEAR OF	HUGHES EV
EVENT, MONTH CONFLICT BEGAN	FRGN CONFLICT
EVENT, MONTH OF	COR: EAST/WEST
EVENT, MULTILATERAL/UNILATERAL SCALE	AFRICA: ICFP
EVENT, NEGATIVE BEHAVIOR ACT	FRGN CONFLICT
EVENT, NON-VIOLENT UNOFF. ACT--NO. INVOLVED (10,000-99,999)	FRGN CONFLICT
EVENT, NON-VIOLENT UNOFFICIAL ACT	FRGN CONFLICT
EVENT, NON-VIOLENT UNOFFICIAL ACT--NO. INVOLVED (100,000)	FRGN CONFLICT
EVENT, NON-VIOLENT UNOFFICIAL ACT--NO. INVOLVED (ESTIMATE)	FRGN CONFLICT
EVENT, NON-VIOLENT UNOFFICIAL ACT--NO. INVOLVED (EXACT)	FRGN CONFLICT
EVENT, NUMBER INVOLVED IN UNOFFICIAL VIOLENCE (ESTIMATE)	FRGN CONFLICT
EVENT, NUMBER INVOLVED IN UNOFFICIAL VIOLENCE (EXACT)	FRGN CONFLICT
EVENT, NUMBER OF ARRESTS	FRGN CONFLICT
EVENT, NUMBER OF MILITARY ACTIONS OR CLASHES	FRGN CONFLICT
EVENT, NUMBER OF NATIONS INVOLVED IN THE	HUGHES EV
EVENT, OBJECT IN CONFLICT	FRGN CONFLICT
EVENT, OFFICIAL ACT	FRGN CONFLICT
EVENT, OFFICIAL CLASSIFICATION	FRGN CONFLICT
EVENT, ORIGINAL SOURCE	FRGN CONFLICT
EVENT, OUTCOME CODE	POLI. EVENTS
EVENT, PARTICIPANT OTHER THAN ISRAEL	M EAST MIL EV
EVENT, PAST/FUTURE SCALE	AFRICA: ICFP
EVENT, PERSONNEL INVOLVED (ESTIMATE) (OFFICIAL WARNING)	FRGN CONFLICT
EVENT, PERSONNEL INVOLVED (ESTIMATE) (VIOLENT ACT)	FRGN CONFLICT
EVENT, PERSONNEL INVOLVED (EXACT) (OFFICIAL WARNING)	FRGN CONFLICT
EVENT, PERSONNEL INVOLVED (EXACT) (VIOLENT ACT)	FRGN CONFLICT
EVENT, POLITICAL REGIME, IDENTIFICATION OF	AFRICA: ICFP
EVENT, POSSIBLE RELIABILITY	FRGN CONFLICT
EVENT, PRIVATE INTERESTS, EFFECTS UPON	AFRICA: ICFP
EVENT, PROPERTY DAMAGE, AMOUNT OF	POLI. EVENTS
EVENT, RECIPIENT OF THE ACT	WEIS
EVENT, RELIABILITY	M EAST INTR
EVENT, RESOURCE REFERRED TO OR AFFECTED BY	COR: EAST/WEST
EVENT, RESOURCE USED IN	COR: EAST/WEST
EVENT, SETTING	AFRICA: ICFP
EVENT, SIGNIFICANT PERSON CODE	POLI. EVENTS
EVENT, SOURCE	FRGN CONFLICT
EVENT, SOURCE OF	COR: EAST/WEST

EVENT, SOURCE OF COMMUNICATION	FRGN CONFLICT
EVENT, SOURCE OF INFORMATION	M EAST MIL EV
EVENT, SUBJECT MATTER OF THE	M EAST INTR
EVENT, TARGET DISTANCE	AFRICA: ICFP
EVENT, TARGET IN	COR: EAST/WEST
EVENT, TARGET OF	M EAST INTR
EVENT, TARGET, CATAGORY OF	AFRICA: ICFP
EVENT, TARGET, DIRECT OR INDIRECT	AFRICA: ICFP
EVENT, TARGET, IMPACT UPON	AFRICA: ICFP
EVENT, TENSION, NATURE OF	POLI. EVENTS
EVENT, THEME OF OFFICIAL COMMUN. -ACCUSE AGGRESSIVE POLICIES	FRGN CONFLICT
EVENT, THEME OF OFFICIAL COMMUN. -ACCUSE DEVICUS METHODS	FRGN CONFLICT
EVENT, THEME OF OFFICIAL COMMUN. -ACCUSE HOSTILITY	FRGN CONFLICT
EVENT, THEME OF OFFICIAL COMMUN. -ACCUSE ILLEGAL ACTS	FRGN CONFLICT
EVENT, THEME OF OFFICIAL COMMUN. -ACCUSE IN COMPLICITY	FRGN CONFLICT
EVENT, THEME OF OFFICIAL COMMUN. -ACCUSE INTIMIDATION	FRGN CONFLICT
EVENT, THEME OF OFFICIAL COMMUN. -ACCUSE PROVOCATION	FRGN CONFLICT
EVENT, THEME OF OFFICIAL COMMUN. -ACCUSE RSPNSBLTY VIOLENCE	FRGN CONFLICT
EVENT, THEME OF OFFICIAL COMMUN. -ACCUSE SUBVERSION	FRGN CONFLICT
EVENT, THEME OF OFFICIAL COMMUN. -ACCUSE THREATENING PEACE	FRGN CONFLICT
EVENT, THEME OF OFFICIAL COMMUN. -ACCUSE VICLENT ACTS	FRGN CONFLICT
EVENT, THEME OF OFFICIAL COMMUN. -DENUNCIATION	FRGN CONFLICT
EVENT, THEME OF OFFICIAL COMMUN. -THREAT	FRGN CONFLICT
EVENT, THEME OF OFFICIAL COMMUN. -UNCLASSIFIED	FRGN CONFLICT
EVENT, THEME OF OFFICIAL COMMUN. -WARNING	FRGN CONFLICT
EVENT, THEME OF OFFICIAL COMMUN., MAJOR	FRGN CONFLICT
EVENT, THEME OFFICIAL COMMUN. -ACCUSE INT. INTERF.	FRGN CONFLICT
EVENT, THEME OFFICIAL COMMUN. -ACCUSE TERRITORY VIOLATION	FRGN CONFLICT
EVENT, THEME OFFICIAL COMMUN. -ACCUSE VIOLATIONS OF TREATY	FRGN CONFLICT
EVENT, TO WHOM CASUALTIES REFER	FRGN CONFLICT
EVENT, TO WHOM CAUSALTIES REFER	FRGN CONFLICT
EVENT, TO WHOM INVOLVED DATA REFERS	FRGN CONFLICT
EVENT, TO WHOM PERSONNEL INVOLVED	FRGN CONFLICT
EVENT, TRIBAL WAR, CROSS BORDER	FRGN CONFLICT
EVENT, TYPE OF EVENT	POLI. EVENTS
EVENT, UNCOUNTABLE ANTI-FOREIGN RIOTS	FRGN CONFLICT
EVENT, UNOFFICIAL ACTS	FRGN CONFLICT
EVENT, VIOLENCE, PRESENCE OF	POLI. EVENTS
EVENT, WOUNDED (EXACT) (VIOLENT ACT)	FRGN CONFLICT
EVENT, WOUNDED IN UNOFFICIAL VIOLENCE	FRGN CONFLICT
EVENT, YEAR CONFLICT BEGAN	FRGN CONFLICT
EVENT, YEAR OF	COR: EAST/WEST
EVENT, YEAR, MONTH, DAY OF	M EAST INTR
EXCHANGE RATE (DOMESTIC CURRENCY PER US\$)	DON-RAW
EXCHANGE RATE, FREE OR BLACK MARKET, 1946-1966	C.P. TIME
EXCHANGE RATE, OFFICIAL (LOCAL CURRENCY/US\$), 1946-1966	C.P. TIME
EXECUTIVE STABILITY 1945-1961	GURR. 1
EXPENDITURE, NATIONAL GOVERNMENT PER CAPITA, 1860-1966	C.P. TIME
EXPENDITURE, NATIONAL GOVERNMENT, 1860-1966	C.P. TIME
EXPORT ITEM, VALUE LARGEST/VALUE EXPORTS	DON-RAW
EXPORTS	TRIAD: AG
EXPORTS (BILLION US\$)	DON-RAW
EXPORTS FROM STATE, TOTAL	LDC/GP
EXPORTS OF RAW MATERIALS/ALL EXPORTS	DON-RAW
EXPORTS OF STATE TO CHINESE PEOPLE'S REPUBLIC	LDC/GP
EXPORTS OF STATE TO SOVIET UNION	LDC/GP
EXPORTS TO EASTERN EUROPE	LDC/GP
EXPORTS TO EASTERN EUROPE, %	LDC/GP
EXPORTS TO SOVIET UNION, %	LDC/GP
EXPORTS TO UNITED STATES	LDC/GP

EXPORTS TO UNITED STATES, %	LDC/GP
EXPORTS/CAPITA, 1860-1966	C.P. TIME
EXPORTS/GNP	DON-RAW
EXPORTS, AGRICULTURAL	DON-RAW
EXPORTS, PETROLEUM: SOVIET TO CHINA	TRIAD: AG
EXPORTS, RELATIVE OF PETROLEUM: SOVIET TO CHINA	TRIAD: AG
EXPORTS, RELATIVE: CHINESE TO SOVIET UNION	TRIAD: AG
EXPORTS, RELATIVE: SOVIET TO CHINA	TRIAD: AG
EXPORTS, 1860-1966	C.P. TIME
EXPORTS: SOVIET TO CHINA	TRIAD: AG
EXPULSION OR RECALL OF AMBASSADOR (1955-60, BY YEAR)	RUMMEL-TANTER
EXPULSION OR RECALL OF LESSER OFFICIALS (1955-60, BY YEAR)	RUMMEL-TANTER
FEMALE WORKERS	DON-RAW
FEMALE WORKERS/ECONOMICALLY ACTIVE POPULATION	DON-RAW
FIXED CAPITAL FORMATION AS PERCENT GNP	DON-RAW
FOOD EXPENDITURE/TOTAL PRIVATE EXPENDITURE	DON-RAW
FOREIGN BORN	DON-RAW
GDP ORIGINATING IN INDUSTRIAL ACTIVITY, % 1946-66	C.P. TIME
GDP/CAPITA ORIGINATING IN INDUSTRIAL ACTIVITY, 1946-1966	C.P. TIME
GDP/CAPITA, 1946-1966	C.P. TIME
GDP: % BUDGETED CENTRAL GOV'T 1962	GURR. 1
GENERAL ASSEMBLY VOTES: % US AGREEMENT	DON-RAW
GENERAL ASSEMBLY VOTES: % US OPPOSITION	DON-RAW
GENERAL ASSEMBLY VOTES: % USSR AGREEMENT	DON-RAW
GENERAL ASSEMBLY VOTES: % USSR OPPOSITION	DON-RAW
GENERAL STRIKES, 1946-1966	C.P. TIME
GEOG CAPITAL CITY COORD ROTATED FACTOR LOADINGS PROX	REGIONS
GEOG DIST STDIZED PROX MATRIX CAPITAL CITIES 118 CTR	REGIONS
GINI INDEX NUMBER	DON-RAW
GLOBAL NIGO OF WHICH MEMBER, NUMBER	DON-RAW
GNP (BILLIONS \$US)	DON-RAW
GNP PER CAPITA	DON-RAW
GNP SQUARED (BILLION BILLION US\$)	DON-RAW
GNP SQUARED/POP	DON-RAW
GNP/CAPITA, 1946-1966	C.P. TIME
GNP/CAPITA, 1966	ACDA MIL.EXP.
GNP/CAPITA, 1966, COUNTRY RANK	ACDA MIL.EXP.
GNP, 1964, 1965, 1966, 1967, 1968	ACDA MIL.EXP.
GNP, 1968, COUNTRY RANK	ACDA MIL.EXP.
GNP: % CHANGE, 1964-1968	ACDA MIL.EXP.
GOLD STOCK, LIQUID 1954-1966 (100,000 US\$)	DON-RAW
GOVERNMENT AUTONOMY: LOCAL	DON-RAW
GOVERNMENT CRISES, 1946-1966	C.P. TIME
GOVERNMENT EXPENDITURE (BILLION DOMESTIC CURRENCY)	DON-RAW
GOVERNMENT EXPENDITURE/EXCHANGE RATE	DON-RAW
GOVERNMENT EXPENDITURE/GNP	DON-RAW
GOVERNMENT REVENUE/GOVERNMENT EXPENDITURE	DON-RAW
GOVERNMENT, MEANS BY WHICH LAST OR PRESENT CAME TO POWER	DON-RAW
GOVERNMENT, TYPE OF	DON-RAW
GOVERNMENTAL FORM, CURRENT: MONTH BEGAN	DIAD DISP. PA
GOVERNMENTAL FORM, CURRENT: YEAR BEGAN	DIAD DISP. PA
GOVERNMENTS, AV. AGE OF LAST TWO	DON-RAW
GRANTED TO OTHER COUNTRIES, AMOUNT	DON-RAW
GROSS NATIONAL PRODUCT	LEARN 4
GUERRILLA WARFARE (BY YEAR)	DMSTC CONFLICT
GUERRILLA WARFARE, 1946-1966	C.P. TIME
HANDBK SOCIO-ECON VARIABLES ROTATED FACTOR LOADINGS Q	REGIONS
HANDBK 29 SOCIO-ECON VAR/82 CTRIES STDIZED Q MATRIX	REGIONS
HEAD OF STATE, 1815-1966	C.P. TIME
HEALTH<PUBLIC> EXPENDITURE/CAPITA, 1966	ACDA MIL.EXP.

HEALTH<PUBLIC> EXPENDITURES, 1968	ACDA MIL. EXP.
HOSPITAL BED, INHABITANTS PER	DCN-RAW
ICBM DEPLOYED	TRIAC: AG
IFC + IBRD SUBSCRIPTION/GNP SQUARED/POPULATION	DCN-RAW
IGO GLOBAL MEMBERSHIPS	DON-RAW
ILLITERATE, PERCENT	DON-RAW
IMMIGRANTS	DON-RAW
IMMIGRANTS PLUS EMIGRANTS	DCN-RAW
IMMIGRANTS/IMMIGRANTS PLUS EMIGRANTS	DCN-RAW
IMMIGRANTS/POPULATION	DON-RAW
IMPORTED GOODS TARIFF/VALUE OF IMPORTS	DON-RAW
IMPORTS	DON-RAW
IMPORTS + EXPORTS	TRIAC: AG
IMPORTS FROM CHINESE PEOPLE'S REPUBLIC, %	DON-RAW
IMPORTS FROM EASTERN EUROPE	LDC/GP
IMPORTS FROM EASTERN EUROPE, %	LDC/GP
IMPORTS FROM SOVIET UNION, %	LDC/GP
IMPORTS FROM UNITED STATES	LDC/GP
IMPORTS FROM UNITED STATES, %	LDC/GP
IMPORTS PLUS EXPORTS (000,000 US\$)	LDC/GP
IMPORTS TO STATE, (SOVIET)	DON-RAW
IMPORTS TO STATE, CHINESE PEOPLE'S REPUBLIC	LDC/GP
IMPORTS TO STATE, TOTAL	LDC/GP
IMPORTS/CAPITA, 1860-1966	LDC/GP
IMPORTS/IMPORTS PLUS EXPORTS	C.P. TIME
IMPORTS, AGRICULTURAL	DON-RAW
IMPORTS, RELATIVE: CHINESE FROM SOVIET UNION	DCN-RAW
IMPORTS, RELATIVE: SOVIET FROM CHINA	TRIAD: AG
IMPORTS, 1860-1966	TRIAD: AG
IMPORTS: SOVIET FROM CHINA	C.P. TIME
INCOME, PER CAP: SHORT-RUN FLUCTNS IN GRWTH RATE 1953-62	TRIAD: AG
INCOME, PER CAPITA GROWTH RATE 1953-1962	GURR. 1
INCOME, PER CAPITA REAL 1960	GURR. 1
INCOME, PER CAPITA 1958	GURR. 1
INCOME: PER EXPECTANT CAPITA GROWTH RATE 1963-62	GURR. 1
INCOME: PER EXPECTANT CAPITA 1960	GURR. 1
INDEPENDENCE ACHIEVED: YEAR	GURR. 1
INDEPENDENCE ACHIEVED: YEAR	DYAD DISP. PP
INDEPENDENCE TERMINATED: YEAR	DYAD DISP. PA
INDEPENDENCE TERMINATED: YEAR	DYAD DISP. PP
INDEPENDENCE, DATE OF	DYAD DISP. PA
INDUSTRIAL OUTPUT VALUE	LDC/GP
INDUSTRIAL OUTPUT, VALUE CF/NUMBER OF INDUSTRIAL WORKERS	DON-RAW
INDUSTRIAL WORKERS	DCN-RAW
INITIATE INTERSTATE WAR-NATION DID/DID NOT	DCN-RAW
INSTITUTIONAL USAGE: DEGREE	WCW: NAT/WAR
INT'L COURT OF JUSTICE, AVERAGE INDEX PARTICIPATION IN	DYAD DISP. PA
INT'L COURT OF JUSTICE, NUMBER CASES AS APPLICANT	DYAD DISP. PP
INT'L COURT OF JUSTICE, NUMBER CASES AS RESPONDENT	DYAD DISP. PP
INT'L COURT OF JUSTICE, NUMBER CASES INTRC. JOINTLY	DYAD DISP. PP
INT'L COURT OF JUSTICE, NUMBER CASES PARTICIPATED IN	DYAD DISP. PP
INT'L COURT OF JUSTICE, TOTAL INDEX PARTICIPATION IN	DYAD DISP. PP
INTENSITY 1961	GURR. 1
INTENSITY 1962	GURR. 1
INTENSITY 1963	GURR. 1
INTENSITY, TOTAL 1961-63	GURR. 1
INTER-BLOC POLITICS	DON-RAW
INTERACTION SUPPORT TO INSURGENCY AS	DYAD INTR
INTERACTION, BILATERAL TREATIES AS	DYAD INTR
INTERACTION, BORDER CLOSED AS	DYAD INTR

INTERACTION, DEFENSE TREATIES AS	DYAD INTR
INTERACTION, DEMONSTRATIONS AS	DYAD INTR
INTERACTION, DIPLOMATIC RECOGNITION AS	DYAD INTR
INTERACTION, DIPLOMATIC VISIT-DAYS AS	DYAD INTR
INTERACTION, DIPLOMATIC VISITS AS	DYAD INTR
INTERACTION, DIPLOMATS EXPELLED AS	DYAD INTR
INTERACTION, IMPORTS AS	DYAD INTR
INTERACTION, MILITARY TROOP SUPPORT AS	DYAD INTR
INTERACTION, MINORITY DISPUTE AS	DYAD INTR
INTERACTION, SHARED INTER-GOV. ORGANIZATION MEMBERSHIPS AS	DYAD INTR
INTERACTION, SHARED NON-GOV. ORGANIZATION MEMBERSHIPS AS	DYAD INTR
INTERACTION, SHARED UNITED NATIONS VOTING AS	DYAD INTR
INTERACTION, TERRITORIAL DISPUTE AS	DYAD INTR
INTERACTION, VIOLENT CONFLICT AS	DYAD INTR
INTERNAL SECURITY FORCES PER 10,000 ADULTS	GURR. 1
INTERNAL WAR 1961-63	GURR. 1
INTERNATIONAL LAW, DEGREE OF SUPPORT FOR	LERN 4
INTERNATIONAL ORG. IN-COUNTRY, NUMBER	DCN-RAW
INTERSTATE SYSTEM MEMBERSHIP, YEAR NATION GAINED 1ST TIME	WOW: NATION
INTERSTATE SYSTEM MEMBERSHIP, YEAR NATION GAINED 2ND TIME	WOW: NATION
INTERSTATE SYSTEM MEMBERSHIP, YEAR NATION LOST 1ST TIME	WOW: NATION
INTERSTATE SYSTEM MEMBERSHIP, YEAR NATION LOST 2ND TIME	WOW: NATION
INTERSTATE WARS EXPERIENCED BY NATION, NUMBER OF	WOW: NATION
INTERVENTION, MILITARY	GURR. 1
INTERVENTIONS, AIR INCURSION - NONE OR TYPE	WHB.2 INTRVNS
INTERVENTIONS, AMOUNT OF AIR INCURSION	WHB.2 INTRVNS
INTERVENTIONS, AMOUNT OF NAVAL FORCE EMPLOYED	WHB.2 INTRVNS
INTERVENTIONS, AMOUNT OF TROOP INTERVENTION	WHB.2 INTRVNS
INTERVENTIONS, DATE	WHB.2 INTRVNS
INTERVENTIONS, DIVISION OF SUPPORT IF >1 INTERVENER	WHB.2 INTRVNS
INTERVENTIONS, INTERVENER SUPPORTING - GOVT, REBELS, ETC.	WHB.2 INTRVNS
INTERVENTIONS, LENGTH OF PRESENCE IN COUNTRY	WHB.2 INTRVNS
INTERVENTIONS, NATURE OF ACTION	WHB.2 INTRVNS
INTERVENTIONS, NAVAL FORCE EMPLOYED - YES, NO	WHB.2 INTRVNS
INTERVENTIONS, NON EAST OR WEST BLOC MEMBERS INVOLVED	WHB.2 INTRVNS
INTERVENTIONS, NUMBER OF CASUALTIES TO INTERVENER	WHB.2 INTRVNS
INTERVENTIONS, NUMBER OF INTERVENERS	WHB.2 INTRVNS
INTERVENTIONS, ORIGIN OF REPORT	WHB.2 INTRVNS
INTERVENTIONS, OTHER EAST OR WEST BLOC MEMBERS INVOLVED	WHB.2 INTRVNS
INTERVENTIONS, SHELLING BY INTERVENER - YES, NO	WHB.2 INTRVNS
INTERVENTIONS, SOURCE	WHB.2 INTRVNS
INTERVENTIONS, THIRD PARTY STATEMENTS DIRECTED AT INTERVENER	WHB.2 INTRVNS
INTERVENTIONS, TROOP INTERVENTION - YES, NO	WHB.2 INTRVNS
INTERVENTIONS, TYPE OF GROUP	WHB.2 INTRVNS
INTERVENTIONS, TYPE OF REPORT	WHB.2 INTRVNS
INTERVENTIONS, US AND/OR USSR INVOLVED IN INTERVENTION	WHB.2 INTRVNS
IO 1951 SHARED MEMBERSHIPS ROTATED FACTOR LOADINGS PROX	REGIONS
IO 1951 STDIZED PROX MATRIX SHARED MEMBERSHIPS 77 CTRIES	REGIONS
IO 1962 SHARED MEMBERSHIPS ROTATED FACTOR LOADINGS PROX	REGIONS
IO 1962 STDIZED PROX MATRIX SHARED MEMBERSHIPS 114 CTRIES	REGIONS
JEWISH POPULATION/POPULATION	DCN-RAW
LANGUAGE GROUPS WITH MEMBERSHIP >1% POP	DCN-RAW
LAW STUDENTS/COLLEGE STUDENTS	DCN-RAW
LEAGUE AND UN, # CASES AS OBJECT OF UNILATERALLY INTRO.	DYAD DISP. PP
LEAGUE AND UN, AVERAGE INDEX PARTICIPATION IN	DYAD DISP. PP
LEAGUE AND UN, NUMBER CASES INTRO. JOINTLY	DYAD DISP. PP
LEAGUE AND UN, NUMBER CASES INTRO. UNILATERALLY	DYAD DISP. PP
LEAGUE AND UN, NUMBER CASES PARTICIPATED IN	DYAD DISP. PP
LEAGUE AND UN, TOTAL INDEX PARTICIPATION IN	DYAD DISP. PP
LEAGUE OF NATIONS, # CASES AS OBJECT OF UNILATERAL INTRO.	DYAD DISP. PP

LEAGUE OF NATIONS, AVERAGE INDEX OF PARTICIPATION IN	DYAD DISP. PP
LEAGUE OF NATIONS, NUMBER CASES INTRO. JOINTLY	DYAD DISP. PP
LEAGUE OF NATIONS, NUMBER CASES PARTICIPATED IN	DYAD DISP. PP
LEAGUE OF NATIONS, NUMBER OF CASES INTRODUCED UNILATERALLY	DYAD DISP. PP
LEAGUE OF NATIONS, TOTAL INDEX OF PARTICIPATION IN	DYAD DISP. PP
LEGISLATIVE EFFECTIVENESS, 1815-1966	C.P. TIME
LEGISLATIVE ELECTIONS, NUMBER OF, 1815-1966	C.P. TIME
LEGISLATIVE SELECTION, 1815-1966	C.P. TIME
LEGISLATURE SIZE (LOWER HOUSE), 1946-1966	C.P. TIME
LEGISLATURE SIZE/# SEATS LARGEST PARTY, 1946-1966	C.P. TIME
LEGISLATURE, # SEATS HELD BY LARGEST PARTY, 1946-1966	C.P. TIME
LEGISLATURE, EFFECTIVENESS, 1946-1966	C.P. TIME
LETTERS: FOREIGN SENT PLUS FOREIGN RECEIVED/POP	DON-RAW
LETTERS: FOREIGN SENT PLUS RECEIVED	DON-RAW
LETTERS: FOREIGN SENT/FOREIGN LETTERS RECEIVED	DON-RAW
LETTERS: FOREIGN SENT/FOREIGN LETTERS SENT PLUS RECEIVED	DON-RAW
LIBRARY BOOK CIRCULATION/POPULATION	DON-RAW
LIFE EXPECTANCY AT BIRTH	DON-RAW
LITERATE, PERCENT OF POPULATION, 1928-1966	C.P. TIME
LOANED TO OTHER COUNTRIES, AMOUNT	DON-RAW
LORENZ CURVE SLOPE AT 95% OF LAND OWNERSHIP	DON-RAW
MAGNITUDE 1961	GURR. 1
MAGNITUDE 1962	GURR. 1
MAGNITUDE 1963	GURR. 1
MAGNITUDE, TOTAL 1961-63	GURR. 1
MAIL, NUMBER OF PIECES OF DOMESTIC	DON-RAW
MAIL, ALL/CAPITA, 1860-1966	C.P. TIME
MAIL, ALL, 1860-1966	C.P. TIME
MAIL, 1ST CLASS/CAPITA, 1860-1966	C.P. TIME
MAIL, 1ST CLASS, 1860-1966	C.P. TIME
MAIL: # PIECES DOMESTIC/POPULATION	DON-RAW
MAIL: FOREIGN RECEIVED (000 LETTERS)	DON-RAW
MAIL: FOREIGN SENT (000 LETTERS)	DON-RAW
MAJOR CABINET CHANGES, NUMBER OF, 1815-1966	C.P. TIME
MAJOR CONSTITUTIONAL CHANGES, NUMBER OF, 1815-1966	C.P. TIME
MAJOR POWER STATUS DURING WAR	WOW: NAT/WAR
MAJOR POWER STATUS, YEAR NATION GAINED 1ST TIME	WOW: NATION
MAJOR POWER STATUS, YEAR NATION GAINED 2ND TIME	WOW: NATION
MAJOR POWER STATUS, YEAR NATION LOST 1ST TIME	WOW: NATION
MAJOR POWER STATUS, YEAR NATION LOST 2ND TIME	WOW: NATION
MAJOR POWER WARS EXPERIENCED BY NATION, NUMBER OF	WOW: NATION
MANUFACTURING/GNP	DON-RAW
MANUFACTURING, # EMPLOYED IN/POPULATION	DON-RAW
MARRIAGES/1000 POPULATION	DON-RAW
MEADOWS AND PASTURES	DON-RAW
MIGRANTS TO CITY: DECENNIAL INCREASE C1950-C.1960	GURR. 1
MILITARY ACTION (1955-60, BY YEAR)	RUMMEL-TANTER
MILITARY AIRFORCE	DON-RAW
MILITARY ARMY	DON-RAW
MILITARY DEFENSE EXPEND. OF NATION, DATA SOURCE	MIL DEF EXP
MILITARY DEFENSE EXPEND. OF NATION, EXCHANGE RATE	MIL DEF EXP
MILITARY EXPENDITURE	LERN 4
MILITARY EXPENDITURE PER MAN, 1968, COUNTRY RANK	ACDA MIL. EXP.
MILITARY EXPENDITURE, 1968, COUNTRY RANK	ACDA MIL. EXP.
MILITARY EXPENDITURE, 1968, RELATIVE BURDEN OF	ACDA MIL. EXP.
MILITARY EXPENDITURES AS % OF GNP, 1964, 1965, 1966, 1967, 1968	ACDA MIL. EXP.
MILITARY EXPENDITURES PER MAN, 1968	ACDA MIL. EXP.
MILITARY EXPENDITURES/CAPITA, 1968	ACDA MIL. EXP.
MILITARY EXPENDITURES, 1964, 1965, 1966, 1967, 1968	ACDA MIL. EXP.
MILITARY EXPENDITURES: % CHANGE 1964-1968	ACDA MIL. EXP.

MILITARY NAVY	DON-RAW
MILITARY PERSONNEL PER 10,000 ADULTS	GURR. 1
MILITARY WEAPONS TYPE	DON-RAW
MILITARY, # IN/POPULATION	DON-RAW
MILITARY, NUMBER IN	DON-RAW
MILITARY, NUMBER IN ARMY	DON-RAW
MOBILIZATIONS (1955-60, BY YEAR)	RUMMEL-TANTER
MOHAMMEDAN POPULATION/POPULATION	DON-RAW
MONGOLIAN POPULATION/POPULATION	D-RAW
MOTION PICTURE ATTENDANCE PER CAPITA	DON-RAW
NATION FOUGHT IN AFRICA	WOW: NAT/WAR
NATION FOUGHT IN ASIA	WOW: NAT/WAR
NATION FOUGHT IN EUROPE	WOW: NAT/WAR
NATION FOUGHT IN MIDDLE EAST	WOW: NAT/WAR
NATION FOUGHT IN OCEANIA	WOW: NAT/WAR
NATION FOUGHT IN WESTERN HEMISPHERE	WOW: NAT/WAR
NATION MONTHS OF CENTRAL SYSTEM MEMBER ON EACH SIDE WAR	WOW: NATION
NATION MONTHS OF CENTRAL SYSTEM WAR EXPERIENCED BY NATION	WOW: NATION
NATION MONTHS OF COLONIAL AND IMPERIAL WAR FOR NATION	WOW: NATION
NATION MONTHS OF INTERSTATE WAR EXPERIENCED BY NATION	WOW: NATION
NATION MONTHS OF MAJOR POWER WAR EXPERIENCED BY NATION	WOW: NATION
NATION MONTHS OF WAR EXPERIENCED BY NATION	WOW: NATION
NATION MONTHS OF WAR EXPERIENCED BY PARTICIPANT	WOW: NAT/WAR
NATION MONTHS: MAJOR POWER ON EACH SIDE WAR BY NATION	WOW: NATION
NATIONAL HOLIDAYS PER YEAR	DON-RAW
NATIONAL INCOME (100,000 DOMESTIC CURRENCY)	DON-RAW
NATIONAL INCOME (100,000 \$US)	DON-RAW
NATIONAL INCOME INCREASE (PERCENT)	DON-RAW
NATIONAL INCOME/POPULATION (\$US)	DON-RAW
NATIONAL INCOME, % INCREASE/%INCREASE IN POP	DON-RAW
NATIONALITY GROUPS >1% POP	DON-RAW
NATIONS CONTIGUOUS TO HOMELAND	DON-RAW
NATIONS CONTIGUOUS TO POLITICAL TERRITORY	DON-RAW
NATIVE BORN	DON-RAW
NATIVE BORN/POPULATION	DON-RAW
NEED ACHIEVEMENT, DEGREE OF	DON-RAW
NEED AFFILIATION, DEGREE OF	DON-RAW
NEED FOR POWER, DEGREE OF	DON-RAW
NEGATIVE SANCTIONS (1955-60, BY YEAR)	RUMMEL-TANTER
NEGRO POPULATION/POPULATION	DON-RAW
NET VALUE PRODUCTION/PERSONS EMPLOYED IN MFG.	DON-RAW
NEUTRALITY	DON-RAW
NEWS SERVICE IN STATE (CPR)	LDC/GP
NEWS SERVICE IN STATE (EASTERN EUROPE)	LDC/GP
NEWS SERVICE IN STATE (US)	LDC/GP
NEWS SERVICE IN STATE (USK)	LDC/GP
NEWSPAPER CIRCULATION/CAPITA, 1946-1960	C.P. TIME
NEWSPAPER CIRCULATION/1000 POPULATION	DON-RAW
NEWSPRINT CONSUMPTION/POPULATION (KILOGRAMS)	DON-RAW
NIGO MEMBERSHIPS: ARTS & CULTURE	DON-RAW
NIGO MEMBERSHIPS: EDUCATION	DON-RAW
NIGO MEMBERSHIPS: GLOBAL	DON-RAW
NIGO MEMBERSHIPS: LAW	DON-RAW
NIGO MEMBERSHIPS: MEDICINE	DON-RAW
NIGO MEMBERSHIPS: PEACE & FRIENDSHIP	DON-RAW
NIGO MEMBERSHIPS: RELIGION	DON-RAW
NIGO MEMBERSHIPS: TECHNOLOGY AND SCIENCE	DON-RAW
NOMINATING PROCESS, COMPETITIVENESS, 1946-1960	C.P. TIME
NUMBER KILLED IN DOMESTIC VIOLENCE (1955-60, BY YEAR)	RUMMEL-TANTER
NUMBER KILLED IN FOREIGN VIOLENCE (1955-60, BY YEAR)	RUMMEL-TANTER

NUMBER OF RADIO RECEIVERS (000)
NUMBER OF TIMES NATION INITIATED INTERSTATE WAR
OTHER DIRECTEDNESS
OUTCOME SCALE, ORDINAL
PARLIAMENTARY RESPONSIBILITY, DEGREE OF, 1815-1966
PARTY FRACTIONALIZATION INDEX, 1946-1966
PARTY LEGITIMACY, 1946-1966
PASSENGER CARS/CAPITA, 1928-1966
PASSENGER CARS, 1928-1966
PASSENGER KILOMETERS, RAIL, 1928-1966
PEOPLE PER DWELLING ROOM
PERCEPTION WEIGHTED, CHINESE: US ACTIVE
PERCEPTION WEIGHTED, CHINESE: US AS THREAT
PERCEPTION WEIGHTED, CHINESE: US POSITIVE
PERCEPTION WEIGHTED, CHINESE: US STRONG
PERCEPTION WEIGHTED, SOVIET: US ACTIVE
PERCEPTION WEIGHTED, SOVIET: US AS THREAT
PERCEPTION WEIGHTED, SOVIET: US POSITIVE
PERCEPTION WEIGHTED, SOVIET: US STRONG
PERCEPTION, CHINESE: SOVIET ACTIVE
PERCEPTION, CHINESE: SOVIET NEGATIVE
PERCEPTION, CHINESE: SOVIET PASSIVE
PERCEPTION, CHINESE: SOVIET STRONG
PERCEPTION, CHINESE: SOVIET THREAT
PERCEPTION, CHINESE: SOVIET WEAK
PERCEPTION, CHINESE: US ACTIVE
PERCEPTION, CHINESE: US AS THREAT
PERCEPTION, CHINESE: US NEGATIVE
PERCEPTION, CHINESE: US PASSIVE
PERCEPTION, CHINESE: US POSITIVE
PERCEPTION, CHINESE: US STRONG
PERCEPTION, CHINESE: US WEAK
PERCEPTION, SOVIET: CHINA ACTIVE
PERCEPTION, SOVIET: CHINA NEGATIVELY
PERCEPTION, SOVIET: CHINA PASSIVE
PERCEPTION, SOVIET: CHINA POSITIVELY
PERCEPTION, SOVIET: CHINA STRONG
PERCEPTION, SOVIET: CHINA THREAT
PERCEPTION, SOVIET: CHINA WEAK
PERCEPTION, SOVIET: US ACTIVE
PERCEPTION, SOVIET: US AS THREAT
PERCEPTION, SOVIET: US NEGATIVE
PERCEPTION, SOVIET: US PASSIVE
PERCEPTION, SOVIET: US POSITIVE
PERCEPTION, SOVIET: US STRONG
PERCEPTION, SOVIET: US WEAK
PERCEPTION, WEIGHTED, CHINA: SOVIET ACTIVE
PERCEPTION, WEIGHTED, CHINA: SOVIET POSITIVELY
PERCEPTION, WEIGHTED, CHINA: SOVIET STRONG
PERCEPTION, WEIGHTED, CHINA: SOVIET THREAT
PERCEPTION, WEIGHTED, SOVIET: CHINA ACTIVE
PERCEPTION, WEIGHTED, SOVIET: CHINA POSITIVELY
PERCEPTION, WEIGHTED, SOVIET: CHINA STRONG
PERCEPTION, WEIGHTED, SOVIET: CHINA THREAT
PERM. CT. INT'L JUSTICE, AVERAGE INDEX PARTICIPATION IN
PERM. CT. INT'L JUSTICE, NUMBER CASES AS APPLICANT
PERM. CT. INT'L JUSTICE, NUMBER CASES AS RESPONDENT
PERM. CT. INT'L JUSTICE, NUMBER CASES INTRO. JOINTLY
PERM. CT. INT'L JUSTICE, NUMBER CASES PARTICIPATED IN
PERM. CT. INT'L JUSTICE, TOTAL INDEX PARTICIPATION IN

```
DCN-RAW  
WOW: NATION  
DUN-RAW  
WOW: NAT/WAR  
C.P. TIME  
C.P. TIME  
C.P. TIME  
C.P. TIME  
C.P. TIME  
C.P. TIME  
DCN-RAW  
TRIAD: PRCP  
TRIAD: PRCP  
TRIAD: PRCP  
TRIAD: PRCP  
TRIAD: PRCP  
TRIAD: PRCP  
TRIAD: PRCP  
TRIAD: PRCP  
TRIAD: PRCP  
TRIAD: PRCP  
TRIAD: PRCP  
TRIAD: PRCP  
TRIAD: PRCP  
TRIAD: PRCP  
TRIAD: PRCP  
TRIAD: PRCP  
TRIAD: PRCP  
TRIAD: PRCP  
TRIAD: PRCP  
TRIAD: PRCP  
TRIAD: PRCP  
TRIAD: PRCP  
TRIAD: PRCP  
TRIAD: PRCP  
TRIAD: PRCP  
TRIAD: PRCP  
TRIAD: PRCP  
TRIAD: PRCP  
TRIAD: PRCP  
TRIAD: PRCP  
TRIAD: PRCP  
TRIAD: PRCP  
TRIAD: PRCP  
TRIAD: PRCP  
TRIAD: PRCP  
DIAD DISP. PP  
DIAD DISP. PP  
DIAD DISP. PP  
DIAD DISP. PP  
DIAD DISP. PP  
DIAD DISP. PP
```


PERVASIVENESS TOTAL 1961-63	GURR. 1
PERVASIVENESS 1961	GURR. 1
PERVASIVENESS 1962	GURR. 1
PERVASIVENESS 1963	GURR. 1
PHYSICIAN, INHABITANTS PER	DON-RAW
PHYSICIANS/CAPITA, 1948-1966	C.P. TIME
POLITICAL COMMITMENT TO MODERNIZATION	GURR. 1
POLITICAL DEVELOPMENT SCALE	DON-RAW
POLITICAL ELITE: ACCESS TO POSITIONS	GURR. 1
POLITICAL OPPOSITION	DON-RAW
POLITICAL PARTIES, NUMBER OF	DON-RAW
POLITICAL PARTY SYSTEM STABILITY	GURR. 1
POLITICAL ROLE CLUSTER	GURR. 1
POLITICAL SEPARATISM	GURR. 1
POLITICAL SIGNIFICANT CONFLICT	DYAD DISP. PA
POLITICAL SYSTEM, TYPE	LERN 4
POLITICAL SYSTEM: TYPE	DYAD DISP. PA
POP. OF LARGEST LANGUAGE GROUP/POPULATION	DON-RAW
POP. OF LARGEST RACIAL GROUP/POPULATION	DON-RAW
POP. OF LARGEST RELIGIOUS GROUP/POPULATION	DON-RAW
POP: HOMELAND, TERRITORIES, DEPENDENCIES	DON-RAW
POPULATION	TRIAD: AG
POPULATION	LDC/CP
POPULATION	LERN 4
POPULATION (000)	DON-RAW
POPULATION & PRODUCTIVITY CLUSTER	GURR. 1
POPULATION AGE 0-15/POPULATION	DON-RAW
POPULATION DENSITY, 1815-1966	C.P. TIME
POPULATION IN CITIES 20,000+ PER CAPITA 1815-1966	C.P. TIME
POPULATION IN CITIES 20,000+ 1815-1966	C.P. TIME
POPULATION IN CITIES 10,000+ PER CAPITA, 1815-1966	C.P. TIME
POPULATION IN CITIES 10,000+, 1815-1966	C.P. TIME
POPULATION IN CITIES 100,000+ PER CAPITA, 1815-1966	C.P. TIME
POPULATION IN CITIES 100,000+, 1815-1966	C.P. TIME
POPULATION IN CITIES 20,000 OR MORE/POPULATION	DON-RAW
POPULATION IN CITIES 25,000+ PER CAPITA, 1815-1966	C.P. TIME
POPULATION IN CITIES 25,000+, 1815-1966	C.P. TIME
POPULATION IN CITIES 50,000+ PER CAPITA, 1815-1966	C.P. TIME
POPULATION IN CITIES 50,000+, 1815-1966	C.P. TIME
POPULATION INCREASE, ANNUAL RATE OF	DON-RAW
POPULATION LARGEST LANGUAGE GROUP	DON-RAW
POPULATION LARGEST RELIGIOUS GROUP	DON-RAW
POPULATION OF CITIES 20,000 OR MORE	GURR. 1
POPULATION OF LARGEST RACIAL GROUP	DON-RAW
POPULATION OF PARTICIPANT, PREWAR	HOW: NAT/WAR
POPULATION WITH 50% OF LAND, PERCENT OF	DON-RAW
POPULATION/ARABLE LAND	DON-RAW
POPULATION/NATIONAL LAND AREA	DON-RAW
POPULATION, NATIONAL/NATL + TERRITORIAL POP	DON-RAW
POPULATION, 1815-1966	C.P. TIME
POPULATION, 1968	ACCA MIL.EXP.
POPULATION, 1968, COUNTRY RANK	ACCA MIL.EXP.
PREMIER, 1815-1966	C.P. TIME
PRESS IN STATE, FREEDOM OF	LDC/CP
PRIMACY MEASURE	DON-RAW
PRODUCTIVITY GAINS AS PERCENT OF NATL INCOME	DON-RAW
PROTEINS PER CAPITA PER DAY	DON-RAW
PROTEINS/CALORIES	DON-RAW
PROTEST: HOOLE FACTOR SCORES FOR NON-VIOLENT 1948-1962	GURR. 1
PROTESTANT POPULATION/POPULATION	DON-RAW

PROTESTS (1955-60, BY YEAR)	RUMMEL-TANTER
PUBLIC ADMINISTRATION AND DEFENSE/GNP	DON-RAW
PUBLIC LIBRARY CIRCULATION (000)	DON-RAW
PUPILS IN PRIMARY SCHOOL/PRIMARY SCHOOL TEACHERS	DON-RAW
PUPILS IN PRIMARY SCHOOL/5-14 AGE GROUP (1950-1954)	DON-RAW
PUPILS IN SECONDARY AND COLLEGE/POPULATION	DON-RAW
PURGES (BY YEAR)	DMSTC CONFLICT
PURGES, 1946-1966	C.P. TIME
RACIAL GROUPS WITH MEMBERSHIP >1% POP	DON-RAW
RADIO BROADCASTS: CHINESE TO SOVIET UNION	TRIAD: AG
RADIO BROADCASTS: SOVIET TO CHINA	TRIAD: AG
RADIO RECEIVERS/POPULATION	DON-RAW
RADIOS/CAPITA, 1946-1966	C.P. TIME
RADIOS, 1946-1966	C.P. TIME
RAILROAD DENSITY (KILOMETERS PER PERSON TO POPULATION DIST)	DON-RAW
RAILROAD DENSITY (KILOMETERS PER 100 SQUARE KM)	DON-RAW
RAILROAD FREIGHT (000,000 NET TON KILOMETERS)	DON-RAW
RAILROAD FREIGHT CARRIED PER RR LENGTH	DON-RAW
RAILROAD FREIGHT/POPULATION	DON-RAW
RAILROAD LENGTH (MILES)	DON-RAW
RAILROAD MILEAGE/SQUARE MILE, 1860-1966	C.P. TIME
RAILROAD MILEAGE, 1860-1966	C.P. TIME
RAINFALL, AVERAGE	DON-RAW
REGIME, CHARACTER OF	LERN 4
REGION	LERN 4
REGION: GEOGRAPHICAL	DYAD DISP. PA
REGION: SOCIAL-CULTURAL	DYAD DISP. PA
RELIGIOUS HOLIDAYS PER YEAR (NUMBER)	DON-RAW
RELIGIOUS, GROUPS WITH MEMBERSHIP >1% POP	DON-RAW
REPRESENTATIVES TO UN, NUMBER	DON-RAW
REVENUE, GOVERNMENT (BILLION DOMEST. CURRENCY)	DON-RAW
REVENUE, NATIONAL GOVERNMENT PER CAPITA, 1860-1966	C.P. TIME
REVENUE, NATIONAL GOVERNMENT, 1860-1966	C.P. TIME
REVENUE: TAX FROM INCOME & WEALTH/TOTAL REVENUE	DON-RAW
REVENUE: EXCISE & CUSTOMS TAX (BILLION DOMEST. CURRENCY)	DON-RAW
REVENUE: EXCISE & CUSTOMS TAX/TOTAL REVENUE	DON-RAW
REVENUE: TAX FROM INCOME & WEALTH	DON-RAW
REVOLUTIONS (BY YEAR)	DMSTC CONFLICT
REVOLUTIONS, 1946-1966	C.P. TIME
RIOTS (BY YEAR)	DMSTC CONFLICT
RIOTS, 1946-1966	C.P. TIME
ROAD DENSITY (KILOMETERS PER 100 SQUARE KM)	DON-RAW
ROAD DENSITY (KILOMETERS PER 100,000 POPULATION)	DON-RAW
ROLL CALL VOTES, UN (ADMIN. & BUDGETARY COMM., 1946-71)	UN ROLL CALLS
ROLL CALL VOTES, UN (ECON. & FINANCIAL COMM., 1946-71)	UN ROLL CALLS
ROLL CALL VOTES, UN (JT. FIRST/SIXTH COMM., 1946)	UN ROLL CALLS
ROLL CALL VOTES, UN (JT. 2ND/3RD COMM., 1946, '48, '50, '52)	UN ROLL CALLS
ROLL CALL VOTES, UN (LEGAL COMMITTEE, 1946-71)	UN ROLL CALLS
ROLL CALL VOTES, UN (PERMANENT HQ COMM., 1946)	UN ROLL CALLS
ROLL CALL VOTES, UN (PLENARY MEETINGS, 1946-1971)	UN ROLL CALLS
ROLL CALL VOTES, UN (POL. & SECURITY COMM., 1946-71)	UN ROLL CALLS
ROLL CALL VOTES, UN (SOC., HUMAN., & CULT. COMM., 1946-71)	UN ROLL CALLS
ROLL CALL VOTES, UN (SPECIAL POL. COMM., 1946-71)	UN ROLL CALLS
ROLL CALL VOTES, UN (TRUSTEESHIP COMM., 1946-71)	UN ROLL CALLS
ROMAN CATHOLIC POPULATION/POPULATION	DON-RAW
SALARIES IN MANUFACTURING	DON-RAW
SCHOOL ATTENDANCE: ANNUAL CHANGE IN PROPORTIONAL 1950-60	GURR. 1
SCHOOL ENROLLMENT, TOTAL/CAPITA, 1860-1966	C.P. TIME
SCHOOL ENROLLMENT, TOTAL, 1860-1966	C.P. TIME
SCHOOL-LEAVERS: INCREMENT IN TECH & HIGHER EDUC. 1950-60	GURR. 1

SCHOOL: % SCHOOL AGED MALES IN, 1950	GURR. 1
SCHOOL: % SCHOOL AGED MALES IN, 1960	GURR. 1
SEABORNE GOODS LOADED (000 METRIC TONS)	DON-RAW
SEABORNE GOODS LOADED PLUS UNLOADED %000 METRIC TONS <	DON-RAW
SEABORNE GOODS LOADED PLUS UNLOADED/GNP	DON-RAW
SEABORNE GOODS UNLOADED (000 METRIC TONS)	DON-RAW
SECONDARY ENROLLMENT RATIO 1955-57	DON-RAW
SEVERANCE OF DIPLOMATIC RELATIONS (1955-60, BY YEAR)	RUMMEL-TANTER
SIZE OF CABINET, 1815-1966	C.P. TIME
SOCIAL CENSUS POP	DON-RAW
SOCIO-CULTURAL CLUSTER	GURR. 1
SOCIOCULTURAL CLASSIFICATION	LERN 4
STEEL CONSUMPTION PER CAPITA, AV. 1953-55	DON-RAW
STEEL PRODUCTION (000 METRIC TONS)	DON-RAW
STRIKES, GENERAL (BY YEAR)	DMSTC CONFLICT
STUDENTS FOREIGN COLLEGE/TOTAL COLLEGE STUDENTS	DON-RAW
STUDENTS IN SCIENCE & ENGINEERING/HIGHER EDUCATION	DON-RAW
STUDENTS TOTAL (PRIMARY AND SECONDARY)	DON-RAW
STUDENTS, FEMALE (PRIMARY AND SECONDARY)	DON-RAW
STUDENTS, FEMALE/TOTAL STUDENTS	DON-RAW
STUDENTS, TOTAL COLLEGE	DON-RAW
STUDENTS, TOTAL FOREIGN COLLEGE	DON-RAW
SUBMARINES	TRIAD: AG
SUBSCRIPTIONS TO IFC & IBRD, 1957	DON-RAW
SUGAR SUPPLIES (KILOGRAMS PER CAP. PER YEAR)	DON-RAW
TECHNOLOGICAL DEVELOPMENT CLUSTER	GURR. 1
TELEGRAMS/CAPITA, 1860-1966	C.P. TIME
TELEGRAMS, 1860-1966	C.P. TIME
TELEGRAPH MILEAGE/SQUARE MILE, 1860-1966	C.P. TIME
TELEGRAPH MILEAGE, 1860-1966	C.P. TIME
TELEPHONES (NUMBER) (00)	DON-RAW
TELEPHONES/CAPITA, 1860-1966	C.P. TIME
TELEPHONES/POPULATION	DON-RAW
TELEPHONES, 1860-1966	C.P. TIME
TEMPERATURE, AVERAGE	DON-RAW
THREATS (1955-60, BY YEAR)	RUMMEL-TANTER
TOTAL ENERGY PRODUCTION X POPULATION	DON-RAW
TOURISTS, FOREIGN INTO COUNTRY/POPULATION	DON-RAW
TOURISTS, NUMBER OF FOREIGN	DON-RAW
TRADE WITH COMMUNIST BLOC PLUS WESTERN BLOC	DON-RAW
TRADE WITH SOVIET BLOC	DON-RAW
TRADE WITH WESTERN BLOC	DON-RAW
TRADE WITH WESTERN BLOC/TRADE WITH COMMUNIST + W. BLOC	DON-RAW
TRADE 1954 \$/GNP CHOOSER ROTATED FACTOR LOADINGS DIR	REGIONS
TRADE 1954 STDIZD PROX 2 MATR T22 TRADE/GDP 93 CTIES	REGIONS
TRADE 1963 \$/GNP CHOOSER ROTATED FACTOR LOADINGS DIR	REGIONS
TRADE 1963 STDIZED PROXIMITY MATRIX TRADE/G.O	REGIONS
TRADE/GNP	DON-RAW
TRADE, DECK (OR CARD) INDICATOR	WORLD TRADE
TRADE, DYADIC (YEARLY-1958-1968)	WORLD TRADE
TRADE, LEVEL OF	LERN 4
TRADE, TYPE INDICATOR	WORLD TRADE
TRADE: SOVIET OR CHINESE WITH AFGANISTAN	TRIAD: AG
TRADE: SOVIET OR CHINESE WITH ALGERIA	TRIAD: AG
TRADE: SOVIET OR CHINESE WITH BURMA	TRIAD: AG
TRADE: SOVIET OR CHINESE WITH CAMBODIA	TRIAD: AG
TRADE: SOVIET OR CHINESE WITH CONGO BRAZZAVILLE	TRIAD: AG
TRADE: SOVIET OR CHINESE WITH GHANA	TRIAD: AG
TRADE: SOVIET OR CHINESE WITH GUINEA	TRIAD: AG
TRADE: SOVIET OR CHINESE WITH INDIA	TRIAD: AG

TRADE: SOVIET OR CHINESE WITH INDONESIA	TRIAD: AG
TRADE: SOVIET OR CHINESE WITH IRAQ	TRIAD: AG
TRADE: SOVIET OR CHINESE WITH MALI	TRIAD: AG
TRADE: SOVIET OR CHINESE WITH PAKISTAN	TRIAD: AG
TRADE: SOVIET OR CHINESE WITH SOMALIA	TRIAD: AG
TRADE: SOVIET OR CHINESE WITH SYRIA	TRIAD: AG
TRADE: SOVIET OR CHINESE WITH TANZANIA	TRIAD: AG
TRADE: SOVIET OR CHINESE WITH UAR	TRIAD: AG
TRADE: SOVIET OR CHINESE WITH YEMEN	TRIAD: AG
TRANSPORTATION NETWORKS: SCOPE OF MODERN	GURR. 1
TREATIES SIGNED, #	DCN-RAW
TREATIES, BILATERAL	DON-RAW
TREATIES, COMMUNICATION: SINO-SOVIET	TRIAD: AG
TREATIES, CULTURAL: SINO-SOVIET	TRIAD: AG
TREATIES, DIPLOMATIC & POLITICAL: SINO-SOVIET	TRIAD: AG
TREATIES, ECONOMIC: SINO-SOVIET	TRIAD: AG
TREATIES, MILITARY SIGNED, # OF	DCN-RAW
TREATIES, MULTI-LATERAL	DON-RAW
TREATIES, SCIENTIFIC & TECHNICAL: SINO-SOVIET	TRIAD: AG
TREATIES: SINO-SOVIET	TRIAD: AG
TREATIES: TOTAL	TRIAD: AG
TROOP MOVEMENTS (1955-60, BY YEAR)	RUMMEL-TANTER
TURMOIL & INTERNAL WAR 1961-63	GURR. 1
TURMOIL 1961-63	GURR. 1
TYPE OF REGIME, 1815-1966	C.P. TIME
U.N. INTERACTION; AGENDA ITEM BEING PUBLICLY DEBATED.	ALGER
U.N. INTERACTION; COUNTRY, % REGULAR BUDGET CONTRIBUTIONS.	ALGER
U.N. INTERACTION; COUNTRY, % TOTAL UN CONTRIBUTIONS.	ALGER
U.N. INTERACTION; COUNTRY, BLOC MEMBERSHIP.	ALGER
U.N. INTERACTION; COUNTRY, CITATIONS OF OTHERS.	ALGER
U.N. INTERACTION; COUNTRY, DATE OF INDEPENDENCE.	ALGER
U.N. INTERACTION; COUNTRY, DIPLOMATS RECEIVED.	ALGER
U.N. INTERACTION; COUNTRY, DIPLOMATS SENT.	ALGER
U.N. INTERACTION; COUNTRY, EXPORTS.	ALGER
U.N. INTERACTION; COUNTRY, FAILURES.	ALGER
U.N. INTERACTION; COUNTRY, GNP.	ALGER
U.N. INTERACTION; COUNTRY, GNP/POPULATION.	ALGER
U.N. INTERACTION; COUNTRY, IMPORTS.	ALGER
U.N. INTERACTION; COUNTRY, IN WHICH SESSION STUDIED.	ALGER
U.N. INTERACTION; COUNTRY, MEMBERSHIP IN ACABQ.	ALGER
U.N. INTERACTION; COUNTRY, NEGATIVE CITATIONS.	ALGER
U.N. INTERACTION; COUNTRY, NEUTRAL CITATIONS.	ALGER
U.N. INTERACTION; COUNTRY, NUMBER OF SPEECHES MADE.	ALGER
U.N. INTERACTION; COUNTRY, POSITIVE CITATIONS.	ALGER
U.N. INTERACTION; COUNTRY, QUESTIONS ANSWERED.	ALGER
U.N. INTERACTION; COUNTRY, QUESTIONS ASKED.	ALGER
U.N. INTERACTION; COUNTRY, ROLL CALL VOTE ON RES. 747.	ALGER
U.N. INTERACTION; COUNTRY, ROLL CALL VOTE ON RES. 746.	ALGER
U.N. INTERACTION; COUNTRY, ROLL CALL VOTE ON RES. 732.	ALGER
U.N. INTERACTION; COUNTRY, ROLL CALL VOTE ON RES. 783.	ALGER
U.N. INTERACTION; COUNTRY, ROLL CALL VOTE ON RES. 785.	ALGER
U.N. INTERACTION; COUNTRY, ROLL CALL VOTE ON RES. 786.	ALGER
U.N. INTERACTION; COUNTRY, ROLL CALL VOTE ON RES. 787, PAR.	ALGER
U.N. INTERACTION; COUNTRY, ROLL CALL VOTE ON RESOL. 929.	ALGER
U.N. INTERACTION; COUNTRY, SUCCESSES.	ALGER
U.N. INTERACTION; COUNTRY, SUCCESSES/TOTAL.	ALGER
U.N. INTERACTION; COUNTRY, TOTAL # INTERACTIONS.	ALGER
U.N. INTERACTION; COUNTRY, TOTAL ATTENDANCE.	ALGER
U.N. INTERACTION; COUNTRY, TOTAL INITIATIVES RECEIVED.	ALGER
U.N. INTERACTION; COUNTRY, TOTAL INITIATIVES TAKEN.	ALGER

U.N. INTERACTION;	COUNTRY, U.N. PAYMENTS AS % OF GNP.	ALGER
U.N. INTERACTION;	INITIATEE COUNTRY.	ALGER
U.N. INTERACTION;	INITIATOR (COUNTRY).	ALGER
U.N. INTERACTION;	PERSON INVOLVED (INITIATEE).	ALGER
U.N. INTERACTION;	PERSON INVOLVED (INITIATOR).	ALGER
U.N. INTERACTION;	POST OF PERSON INVOLVED (INITIATEE).	ALGER
U.N. INTERACTION;	POST OF PERSON INVOLVED (INITIATOR).	ALGER
U.N. INTERACTION;	SESSION STUDIED.	ALGER
U.N. INTERACTION;	TIME ELAPSED DURING INTERACTION.	ALGER
U.N. INTERACTION;	TIME INTERACTION BEGAN.	ALGER
U.N. INTERACTION;	TIME INTERACTION ENDED.	ALGER
U.N. INTERACTION;	WHERE INTERACTION TOOK PLACE.	ALGER
U.N. INTERACTION;	WHETHER CONGRATULATIONS WERE BESTOWED.	ALGER
U.N. INTERACTION;	WHETHER DOCUMENT CONSULTED JOINTLY.	ALGER
U.N. INTERACTION;	WHETHER DOCUMENT PASSED.	ALGER
U.N. INTERACTION;	WHETHER HUMOROUS EXCHANGE NOTED.	ALGER
U.N. INTERACTION;	WHETHER INTERACTION BETWEEN SEATMATES.	ALGER
U.N. INTERACTION;	WHETHER THERE WAS ARRIVAL TALK.	ALGER
U.N. INTERACTION;	# PERSONS PARTICIPATING IN INTERACTION	ALGER
U.N. INTERACTION;	COUNTRY INTERACTIONS NON-SEATMATES	ALGER
U.N. INTERACTION;	COUNTRY, # RESOLUTIONS AND AMENDMENTS	ALGER
U.N. INTERACTION;	COUNTRY, # SESSIONS NO DELEGATE PRESENT	ALGER
U.N. INTERACTION;	COUNTRY, INITIATIVES AGAINST SEATMATES	ALGER
U.N. INTERACTION;	COUNTRY, INITIATIVES RECVD SEATMATES	ALGER
U.N. INTERACTION;	COUNTRY, INITIATIVES TAKEN MINUS RECVD.	ALGER
U.N. INTERACTION;	COUNTRY, ROLL CALL VOTE RES. 757, PAR. 3	ALGER
U.N. INTERACTION;	COUNTRY, ROLL CALL VOTE RES. 757, PAR. 4	ALGER
U.N. INTERACTION;	COUNTRY, ROLL CALL VOTE RES. 760, PAR	ALGER
U.N. INTERACTION;	COUNTRY, ROLL CALL VOTE RES. 760, WHOLE	ALGER
U.N. INTERACTION;	COUNTRY, ROLL CALL VOTE RES. 767, WHOLE	ALGER
U.N. INTERACTION;	COUNTRY, ROLL CALL VOTE RES. 784, PAR. 4	ALGER
U.N. INTERACTION;	COUNTRY, ROLL CALL VOTE RES. 787, WHOLE	ALGER
U.N. INTERACTION;	COUNTRY, SIZE GEN. ASSEMBLY DELEGATION	ALGER
U.N. INTERACTION;	COUNTRY, SIZE OF PERMANENT MISSION	ALGER
U.N. INTERACTION;	COUNTRY, TOTAL INTERACTIONS	ALGER
U.N. INTERACTION;	COUNTRY, TOTAL INTERACTIONS W/ SEATMATES	ALGER
U.N. INTERACTION;	COUNTRY, TOTAL LENGTH OF SPEECHES	ALGER
U.N. INTERACTION;	COUNTRY, TTL INITAVS. AGNST NON-SEATMATES	ALGER
U.N. INTERACTION;	COUNTRY, TTL INITAVS. RECVD NON/SEATMATES	ALGER
U.N. INTERACTION;	COUNTRY, TTL SPNSRSHP, RSLTNS & AMENDMNTS	ALGER
U.N. INTERACTION;	COUNTRY, VOLUNTARY CONTRIBUTIONS U.S.\$	ALGER
U.N. INTERACTION;	INITIATEE (PERSON) MEMBER OF ACABQ	ALGER
U.N. INTERACTION;	INITIATOR (PERSON) MEMBER OF ACABQ	ALGER
U.N. INTERACTION;	PARTICIPANTS ENTERED OR LEFT TOGETHER	ALGER
U.N. INTERACTION;	PERSON INVOLVED INITIATOR/INITIATEE	ALGER
U.N. RESOLUTIONS;	COMMITTEE APPTS.	BLEICHER
U.N. RESOLUTIONS;	COMMITTEE SOURCE.	BLEICHER
U.N. RESOLUTIONS;	FUNCTION OF RESOLUTION.	BLEICHER
U.N. RESOLUTIONS;	G.A. RULES OF PROCEDURE, REFERENCES.	BLEICHER
U.N. RESOLUTIONS;	OPERATIVE WORDS.	BLEICHER
U.N. RESOLUTIONS;	RESOLUTIONS CITED.	BLEICHER
U.N. RESOLUTIONS;	SUBJECT MATTER INVOLVED.	BLEICHER
U.N. RESOLUTIONS;	U.N. CHARTER/ I.C.J. STATUTE CITATIONS.	BLEICHER
U.N. RESOLUTIONS;	GEOGRAPHICAL ENTITIES INVOLVED/REFERRED	BLEICHER
U.N. RESOLUTIONS;	ORGANIZATIONAL UNITS INVOLVED/REFERRED	BLEICHER
U.N. ROLL CALL;	CN COLONIALISM: CATEGORY OF ISSUE.	JACOBSON
U.N. ROLL CALL;	CN COLONIALISM: NATURE OF VOTE.	JACOBSON
U.N. ROLL CALL;	CN COLONIALISM: OBJECT OF THE VOTE.	JACOBSON
U.N. ROLL CALL;	CN COLONIALISM: ORGAN WHERE OCCURRED.	JACOBSON
U.N. ROLL CALL;	CN COLONIALISM: SESSION (NO.) WHEN TAKEN.	JACOBSON

U.N. ROLL CALL; ON COLONIALISM: WHETHER PASSED OR FAILED.	JACOBSON
U.N. ROLL CALL; ON COLONIALISM: YEAR WHEN TAKEN.	JACOBSON
U.N. ROLL CALL; ON COLONIALISM: CONST/STRUCTL IMPLICATNS	JACOBSON
U.N. ROLL CALL; ON COLONIALISM: COUNTRY VOTING RECORDS	JACOBSON
U.N., DEGREE OF SUPPORT FOR	LEARN 4
UN DAY: CELEBRATED/NOT	DON-RAW
UN EXPEND. TECHNICAL ASSIST. & RELIEF	DCN-RAW
UN PAYMENT DELINQUENCIES PRIOR TO 1956 (US\$)	DON-RAW
UN PAYMENT DELINQUENCIES/YEARLY UN ASSESSMENT	DON-RAW
UN TECHNICAL ASSIST. FELLOWSHIP RECIPIENTS	DON-RAW
UN TECHNICAL ASSIST. FELLOWSHIPS RECVD	DCN-RAW
UN 1952 ROLL CALL VOTES RAW DATA	REGIONS
UN 1952 ROLL CALL VOTES ROTATED FACTOR LOADINGS Q	REGIONS
UN 1957 ROLL CALL VOTES RAW DATA	REGIONS
UN 1957 ROLL CALL VOTES ROTATED FACTOR LOADINGS Q	REGIONS
UN 1963 ROLL CALL VOTES RAW DATA	REGIONS
UN 1963 ROLL CALL VOTES ROTATED FACTOR LOADINGS Q	REGIONS
UN, AVERAGE INDEX PARTICIPATION IN	DYAD DISP. PP
UN, NUMBER CASES AS OBJECT OF UNILATERALLY INTRO.	DYAD DISP. PP
UN, NUMBER CASES INTRO. JOINTLY	DYAD DISP. PP
UN, NUMBER CASES INTRO. UNILATERALLY	DYAD DISP. PP
UN, NUMBER CASES PARTICIPATED IN	DYAD DISP. PP
UN, TOTAL INDEX PARTICIPATION IN	DYAD DISP. PP
UN, YEARS IN	LDC/GP
UNDEREMPLOYMENT OF EXPECTANT POPULATION WITH TEN YEAR LAG	GURR. 1
UNEMPLOYED/ECONOMICALLY ACTIVE POPULATION	DON-RAW
UNEMPLOYMENT OF EXPECTANT POPULATION 1960	GURR. 1
VEHICLES (000)	DON-RAW
VEHICLES/POPULATION	DCN-RAW
VEHICLES, ALL HIGHWAY/CAPITA, 1928-1966	C.P. TIME
VEHICLES, ALL HIGHWAY, 1928-1966	C.P. TIME
VEHICLES, COMMERCIAL/CAPITA, 1928-1966	C.P. TIME
VEHICLES, COMMERCIAL, 1928-1966	C.P. TIME
VIOLENCE: HUBLE FACTOR SCORE FOR COLLECTIVE 1948-62	GURR. 1
VISIT DAYS, OFFICIAL: CHINESE TO SOVIET UNION	TRIAD: AG
VISIT DAYS, OFFICIAL: SOVIET TO CHINA	TRIAD: AG
VISITS, OFFICIAL: CHINESE TO SOVIET UNION	TRIAD: AG
VISITS, OFFICIAL: SOVIET OR CHINESE WITH AFGANISTAN	TRIAD: AG
VISITS, OFFICIAL: SOVIET OR CHINESE WITH ALGERIA	TRIAD: AG
VISITS, OFFICIAL: SOVIET OR CHINESE WITH BURMA	TRIAD: AG
VISITS, OFFICIAL: SOVIET OR CHINESE WITH CAMBODIA	TRIAD: AG
VISITS, OFFICIAL: SOVIET OR CHINESE WITH CONGO BRAZZAVILLE	TRIAD: AG
VISITS, OFFICIAL: SOVIET OR CHINESE WITH GHANA	TRIAD: AG
VISITS, OFFICIAL: SOVIET OR CHINESE WITH GUINEA	TRIAD: AG
VISITS, OFFICIAL: SOVIET OR CHINESE WITH INDIA	TRIAD: AG
VISITS, OFFICIAL: SOVIET OR CHINESE WITH INDONESIA	TRIAD: AG
VISITS, OFFICIAL: SOVIET OR CHINESE WITH IRAQ	TRIAD: AG
VISITS, OFFICIAL: SOVIET OR CHINESE WITH MALI	TRIAD: AG
VISITS, OFFICIAL: SOVIET OR CHINESE WITH PAKISTAN	TRIAD: AG
VISITS, OFFICIAL: SOVIET OR CHINESE WITH SOMALIA	TRIAD: AG
VISITS, OFFICIAL: SOVIET OR CHINESE WITH SYRIA	TRIAD: AG
VISITS, OFFICIAL: SOVIET OR CHINESE WITH TANZANIA	TRIAD: AG
VISITS, OFFICIAL: SOVIET OR CHINESE WITH UAR	TRIAD: AG
VISITS, OFFICIAL: SOVIET OR CHINESE WITH YEMEN	TRIAD: AG
VISITS, OFFICIAL: SOVIET TO CHINA	TRIAD: AG
VOTING AGE, MINIMUM	DCN-RAW
VOTING AGREEMENT WITH INDIA	LEARN 4
VOTING AGREEMENT WITH US	LEARN 4
VOTING AGREEMENT WITH USSR	LEARN 4
WAGES IN MANUFACTURING (BILLION DOMESTIC CURRENCY)	DCN-RAW

WAGES PLUS SALARIES/NATIONAL INCCME
WAR (1955-60, BY YEAR)
WAR THEATER, AFRICA
WAR THEATER, AFRICA
WAR THEATER, ASIA
WAR THEATER, ASIA
WAR THEATER, EUROPE
WAR THEATER, EUROPE
WAR THEATER, MIDDLE EAST
WAR THEATER, MIDDLE EAST
WAR THEATER, OCEANIA
WAR THEATER, OCEANIA
WAR THEATER, WESTERN HEMISPHERE
WAR THEATER, WESTERN HEMISPHERE
WAR TYPE: INTERSTATE, COLONIAL, IMPERIAL
WAR TYPE: INTERSTATE, COLONIAL, IMPERIAL
WAR TYPE, CENTRAL SYSTEM PARTICIPANT
WAR TYPE, CENTRAL SYSTEM PARTICIPANT
WAR TYPE, CENTRAL SYSTEM PARTICIPANT ON EACH SIDE
WAR TYPE, CENTRAL SYSTEM PARTICIPANT ON EACH SIDE
WAR TYPE, MAJOR POWER PARTICIPANT
WAR TYPE, MAJOR POWER PARTICIPANT
WAR TYPE, MAJOR POWER PARTICIPANT ON EACH SIDE
WAR TYPE, MAJOR POWER PARTICIPANT ON EACH SIDE
WAR, ARMED FORCES OF PARTICIPANT NATIONS, TOTAL OF
WAR, BATTLE DEATHS: ALL PARTICIPANT NATIONS, TOTAL
WAR, DATE OF THE WAR, 1ST ENDING DAY, MON., YEAR
WAR, DATE OF THE WAR, 2ND BEGINNING YR., MON., DAY
WAR, DATE OF THE WAR, 1ST BEGINNING DAY
WAR, DATE OF WAR, 2ND ENDING DAY, MON., YR.
WAR, DURATION OF THE WAR IN MONTHS
WAR, NATION MONTHS OF WAR: ALL PARTICIPANT NATIONS, TOTAL
WAR, POPULATIONS OF PARTICIPANT NATIONS, TOTAL OF
WAR, SYSTEM MEMBER NATIONS IN WAR, NUMBER OF
WARS EXPERIENCED BY NATION, NUMBER OF
WARS WITH MAJOR POWER ON EACH SIDE EXPERIENCED, NUMBER OF
WARS: # FOR NATION WITH CENTRAL SYSTEM MBR EACH SIDE
WORLD COURT AVERAGE INDEX OF PARTICIPATION IN
WORLD COURT NUMBER OF CASES AS APPLICANT
WORLD COURT NUMBER OF CASES AS RESPONDENT
WORLD COURT NUMBER OF CASES INTRO. JOINTLY
WORLD COURT NUMBER OF CASES PARTICIPATED IN
WORLD COURT TOTAL INDEX OF PARTICIPATION IN
WORLD TRADE, PROPORTION OF, 1860-1966
YEARS NATION HELD MAJOR POWER STATUS, NUMBER OF
YEARS NATION WAS IN CENTRAL SYSTEM, NUMBER OF
YEARS NATION WAS IN INTERSTATE SYSTEM, NUMBER OF

DON-RAW
RUMMEL-TANTER
WOW: WAR
WOW: NAT/WAR
WOW: NAT/WAR
WOW: WAR
WOW: WAR
WOW: NAT/WAR
WOW: NAT/WAR
WOW: WAR
WOW: WAR
WOW: NAT/WAR
WOW: WAR
WOW: NAT/WAR
WOW: WAR
WOW: NAT/WAR
WOW: WAR
WOW: NAT/WAR
WOW: WAR
WOW: NAT/WAR
WOW: WAR
WOW: WAR
WOW: WAR
WOW: WAR
WOW: WAR
WOW: WAR
WOW: WAR
WOW: WAR
WOW: WAR
WOW: WAR
WOW: WAR
WOW: NATION
WOW: NATION
WOW: NATION
DYAD DISP. PP
DYAD DISP. PP
DYAD DISP. PP
DYAD DISP. PP
DYAD DISP. PP
DYAD DISP. PP
C.P. TIME
WOW: NATION
WOW: NATION
WOW: NATION

UNITED STATES ARMS CONTROL AND DISARMAMENT AGENCY, WORLD
MILITARY EXPENDITURES - 1970.

DATA FOR 120 NATIONS. THE DATA ARE MILITARY EXPENDITURES
AND RELATED SUCH AS GNP, PUBLIC EDUCATION EXPENDITURES,
PUBLIC HEALTH EXPENDITURES AND POPULATION. DATA FOR MILITARY
EXPENDITURES, ARMED FORCES AND GROSS NATIONAL PRODUCT ARE
REPORTED AT YEARLY INTERVALS FOR THE PERIOD 1964-1968
WITH A SUMMARY % OF CHANGE FIGURE FOR THIS PERIOD.
OTHER DATA ARE FOR 1968 ONLY. DATA ARE REPORTED IN U.S.A.C.D.A.
PUBLICATION, WORLD MILITARY EXPENDITURES, 1970, U.S. GOVERNMENT
PRINTING OFFICE, 1971.

AID <ECONOMIC> GIVEN, 1968	ACCA MIL.EXP.
AID <ECONOMIC> RECEIVED, 1968	ACDA MIL.EXP.
AID<ECONOMIC> GIVEN/CAPITA, 1968	ACDA MIL.EXP.
ARMED FORCES PER 1000 POPULATION	ACDA MIL.EXP.
ARMED FORCES, 1964, 1965, 1966, 1967, 1968	ACUA MIL.EXP.
ARMED FORCES, 1968, COUNTRY RANK	ACDA MIL.EXP.
ARMED FORCES:% CHANGE, 1964-1968	ACDA MIL.EXP.
BLOC MEMBERSHIP (NATO/WTO)	ACDA MIL.EXP.
DEVELOPMENT STATUS	ACDA MIL.EXP.
EDUCATION <PUBLIC> EXPENDITURES, 1968	ACDA MIL.EXP.
EDUCATION<PUBLIC> EXPENDITURE/CAPITA, 1968	ACDA MIL.EXP.
GNP/CAPITA, 1968	ACDA MIL.EXP.
GNP/CAPITA, 1968, COUNTRY RANK	ACDA MIL.EXP.
GNP, 1964, 1965, 1966, 1967, 1968	ACDA MIL.EXP.
GNP, 1968, COUNTRY RANK	ACDA MIL.EXP.
GNP:% CHANGE, 1964-1968	ACDA MIL.EXP.
HEALTH<PUBLIC> EXPENDITURE/CAPITA, 1968	ACDA MIL.EXP.
HEALTH<PUBLIC> EXPENDITURES, 1968	ACDA MIL.EXP.
MILITARY EXPENDITURE PER MAN, 1968, COUNTRY RANK	ACDA MIL.EXP.
MILITARY EXPENDITURE, 1968, COUNTRY RANK	ACDA MIL.EXP.
MILITARY EXPENDITURE, 1968, RELATIVE BURDEN OF	ACDA MIL.EXP.
MILITARY EXPENDITURES AS % OF GNP, 1964, 1965, 1966, 1967, 1968	ACDA MIL.EXP.
MILITARY EXPENDITURES PER MAN, 1968	ACCA MIL.EXP.
MILITARY EXPENDITURES/CAPITA, 1968	ACDA MIL.EXP.
MILITARY EXPENDITURES, 1964, 1965, 1966, 1967, 1968	ACDA MIL.EXP.
MILITARY EXPENDITURES:% CHANGE 1964-1968	ACDA MIL.EXP.
POPULATION, 1968	ACDA MIL.EXP.
POPULATION, 1968, COUNTRY RANK	ACDA MIL.EXP.

PATRICK MCGOWAN, AFRICAN FOREIGN RELATIONS AND INTERNAL
CONFLICT ANALYSIS (AFRICA) PROJECT: 1964-1966.

15,000 FOREIGN POLICY ACTS FOR 32 SUB-SAHARAN AFRICAN
NATIONS. DATA COLLECTED ON A DAILY BASIS FROM JANUARY 1,
1964 THROUGH DECEMBER 31, 1965. ACTS REPRESENT OFFICIAL
DECISION-MAKERS OR STATE WORDS OR ACTIONS TOWARD ANY
OTHER (INCLUDING NON-AFRICAN) STATE, LEADER, INTERNATIONAL
ORGANIZATION OR GROUP OF STATES. EACH ACT IS CODED FOR
32 VARIABLES, INCLUDING ACTOR, DATE, TARGET, WEIS ACTION
CATEGORY, TYPE OF FOREIGN POLICY INSTRUMENT USED, PERSON
ACTING PLUS A NUMBER OF FIVE-POINT SCALE VARIABLES.
REGIONAL SOURCES WERE USED.

EVENT, ACTOR ON BEHALF OF THE STATE	AFRICA:ICFP
EVENT, BOUNDARY, EFFECTS UPON	AFRICA:ICFP
EVENT, CATEGORY OF ACTION	AFRICA:ICFP
EVENT, CHANGE/CONTINUE SCALE	AFRICA:ICFP
EVENT, CONTROL (CHANNEL), MEDIUM OF	AFRICA:ICFP
EVENT, CONTROL (CONTENT), MEDIUM OF	AFRICA:ICFP
EVENT, CULTURAL SYSTEM, EFFECTS UPON	AFRICA:ICFP
EVENT, ECONOMY, EFFECTS UPON	AFRICA:ICFP
EVENT, GOVERNMENT, EFFECTS UPON	AFRICA:ICFP
EVENT, HOSTILE-FRIENDLY SCALE	AFRICA:ICFP
EVENT, IDENTIFICATION OF TARGET	AFRICA:ICFP
EVENT, INTEGRATIVE STRUCTURES, EFFECTS UPON	AFRICA:ICFP
EVENT, ISOLATIONIST/INTERNATIONALIST SCALE	AFRICA:ICFP
EVENT, MULTILATERAL/UNILATERAL SCALE	AFRICA:ICFP
EVENT, PAST/FUTURE SCALE	AFRICA:ICFP
EVENT, POLITICAL REGIME, IDENTIFICATION OF	AFRICA:ICFP
EVENT, PRIVATE INTERESTS, EFFECTS UPON	AFRICA:ICFP
EVENT, SETTING	AFRICA:ICFP
EVENT, TARGET DISTANCE	AFRICA:ICFP
EVENT, TARGET, CATEGORY OF	AFRICA:ICFP
EVENT, TARGET, DIRECT OR INDIRECT	AFRICA:ICFP
EVENT, TARGET, IMPACT UPON	AFRICA:ICFP

CHADWICK E. ALGER, UNITED NATIONS INTERACTION.

DATA ON INTERACTIONS BETWEEN U.N. DELEGATES. THE DATA WERE GENERATED BY DIRECT OBSERVATION OF THE MEETINGS OF THE ADMINISTRATIVE AND BUDGETARY (FIFTH) COMMITTEE OF THE GENERAL ASSEMBLY DURING THE SEVENTEENTH REGULAR SESSION (1962). THE UNIT OF ANALYSIS IS THE U.N. MEMBER-COUNTRY AS REPRESENTED BY ITS DELEGATES. SEVENTY-ONE VARIABLES HAVE BEEN CODED FOR EACH COUNTRY-DELEGATE AND HIS INTERACTIONS.

U.N. INTERACTION;	AGENDA ITEM BEING PUBLICLY DEBATED.	ALGER
U.N. INTERACTION;	COUNTRY, % REGULAR BUDGET CONTRIBUTIONS.	ALGER
U.N. INTERACTION;	COUNTRY, % TOTAL UN CONTRIBUTIONS.	ALGER
U.N. INTERACTION;	COUNTRY, BLOC MEMBERSHIP.	ALGER
U.N. INTERACTION;	COUNTRY, CITATIONS OF OTHERS.	ALGER
U.N. INTERACTION;	COUNTRY, DATE OF INDEPENDENCE.	ALGER
U.N. INTERACTION;	COUNTRY, DIPLOMATS RECEIVED.	ALGER
U.N. INTERACTION;	COUNTRY, DIPLOMATS SENT.	ALGER
U.N. INTERACTION;	COUNTRY, EXPORTS.	ALGER
U.N. INTERACTION;	COUNTRY, FAILURES.	ALGER
U.N. INTERACTION;	COUNTRY, GNP.	ALGER
U.N. INTERACTION;	COUNTRY, GNP/POPULATION.	ALGER
U.N. INTERACTION;	COUNTRY, IMPORTS.	ALGER
U.N. INTERACTION;	COUNTRY, IN WHICH SESSION STUDIED.	ALGER
U.N. INTERACTION;	COUNTRY, MEMBERSHIP IN ACABQ.	ALGER
U.N. INTERACTION;	COUNTRY, NEGATIVE CITATIONS.	ALGER
U.N. INTERACTION;	COUNTRY, NEUTRAL CITATIONS.	ALGER
U.N. INTERACTION;	COUNTRY, NUMBER OF SPEECHES MADE.	ALGER
U.N. INTERACTION;	COUNTRY, POSITIVE CITATIONS.	ALGER
U.N. INTERACTION;	COUNTRY, QUESTIONS ANSWERED.	ALGER
U.N. INTERACTION;	COUNTRY, QUESTIONS ASKED.	ALGER
U.N. INTERACTION;	COUNTRY, ROLL CALL VOTE ON RES. 747.	ALGER
U.N. INTERACTION;	COUNTRY, ROLL CALL VOTE ON RES. 766.	ALGER
U.N. INTERACTION;	COUNTRY, ROLL CALL VOTE ON RES. 782.	ALGER
U.N. INTERACTION;	COUNTRY, ROLL CALL VOTE ON RES. 783.	ALGER
U.N. INTERACTION;	COUNTRY, ROLL CALL VOTE ON RES. 785.	ALGER
U.N. INTERACTION;	COUNTRY, ROLL CALL VOTE ON RES. 786.	ALGER
U.N. INTERACTION;	COUNTRY, ROLL CALL VOTE ON RES. 787, PAR.	ALGER
U.N. INTERACTION;	COUNTRY, ROLL CALL VOTE ON RESOL. 929.	ALGER
U.N. INTERACTION;	COUNTRY, SUCCESSES.	ALGER
U.N. INTERACTION;	COUNTRY, SUCCESSES/TOTAL.	ALGER
U.N. INTERACTION;	COUNTRY, TOTAL # INTERACTIONS.	ALGER
U.N. INTERACTION;	COUNTRY, TOTAL ATTENDANCE.	ALGER
U.N. INTERACTION;	COUNTRY, TOTAL INITIATIVES RECEIVED.	ALGER
U.N. INTERACTION;	COUNTRY, TOTAL INITIATIVES TAKEN.	ALGER
U.N. INTERACTION;	COUNTRY, U.N. PAYMENTS AS % OF GNP.	ALGER
U.N. INTERACTION;	INITIATEE COUNTRY.	ALGER
U.N. INTERACTION;	INITIATOR (COUNTRY).	ALGER
U.N. INTERACTION;	PERSON INVOLVED (INITIATEE).	ALGER
U.N. INTERACTION;	PERSON INVOLVED (INITIATOR).	ALGER
U.N. INTERACTION;	POST OF PERSON INVOLVED (INITIATEE).	ALGER
U.N. INTERACTION;	POST OF PERSON INVOLVED (INITIATOR).	ALGER
U.N. INTERACTION;	SESSION STUDIED.	ALGER
U.N. INTERACTION;	TIME ELAPSED DURING INTERACTION.	ALGER
U.N. INTERACTION;	TIME INTERACTION BEGAN.	ALGER
U.N. INTERACTION;	TIME INTERACTION ENDED.	ALGER
U.N. INTERACTION;	WHERE INTERACTION TOOK PLACE.	ALGER
U.N. INTERACTION;	WHETHER CONGRATULATIONS WERE BESTOWED.	ALGER
U.N. INTERACTION;	WHETHER DOCUMENT CONSULTED JOINTLY.	ALGER

U.N. INTERACTION;	WHETHER DOCUMENT PASSED.	ALGER
U.N. INTERACTION;	WHETHER HUMOROUS EXCHANGE NOTED.	ALGER
U.N. INTERACTION;	WHETHER INTERACTION BETWEEN SEATMATES.	ALGER
U.N. INTERACTION;	WHETHER THERE WAS ARRIVAL TALK.	ALGER
U.N. INTERACTION;	# PERSONS PARTICIPATING IN INTERACTION	ALGER
U.N. INTERACTION;	COUNTRY INTERACTIONS NON-SEATMATES	ALGER
U.N. INTERACTION;	COUNTRY, # RESOLUTIONS AND AMENDMENTS	ALGER
U.N. INTERACTION;	COUNTRY, # SESSIONS NO DELEGATE PRESENT	ALGER
U.N. INTERACTION;	COUNTRY, INITIATIVES AGAINST SEATMATES	ALGER
U.N. INTERACTION;	COUNTRY, INITIATIVES RECVD SEATMATES	ALGER
U.N. INTERACTION;	COUNTRY, INITIATIVES TAKEN MINUS RECVD.	ALGER
U.N. INTERACTION;	COUNTRY, ROLL CALL VOTE RES. 757, PAR. 3	ALGER
U.N. INTERACTION;	COUNTRY, ROLL CALL VOTE RES. 757, PAR. 4	ALGER
U.N. INTERACTION;	COUNTRY, ROLL CALL VOTE RES. 760, PAR.	ALGER
U.N. INTERACTION;	COUNTRY, ROLL CALL VOTE RES. 760, WHOLE	ALGER
U.N. INTERACTION;	COUNTRY, ROLL CALL VOTE RES. 767, WHOLE	ALGER
U.N. INTERACTION;	COUNTRY, ROLL CALL VOTE RES. 784, PAR. 4	ALGER
U.N. INTERACTION;	COUNTRY, ROLL CALL VOTE RES. 787, WHOLE	ALGER
U.N. INTERACTION;	COUNTRY, SIZE GEN. ASSEMBLY DELEGATION	ALGER
U.N. INTERACTION;	COUNTRY, SIZE OF PERMANENT MISSION	ALGER
U.N. INTERACTION;	COUNTRY, TOTAL INTERACTIONS	ALGER
U.N. INTERACTION;	COUNTRY, TOTAL INTERACTIONS W/ SEATMATES	ALGER
U.N. INTERACTION;	COUNTRY, TOTAL LENGTH OF SPEECHES	ALGER
U.N. INTERACTION;	COUNTRY, TTL INITAVS. AGNST NON-SEATMATES	ALGER
U.N. INTERACTION;	COUNTRY, TTL INITAVS. RECVD NON/SEATMATES	ALGER
U.N. INTERACTION;	COUNTRY, TTL SPONSORSHIP, RSLTNS & AMENDMENTS	ALGER
U.N. INTERACTION;	COUNTRY, VOLUNTARY CONTRIBUTIONS U.S.S.	ALGER
U.N. INTERACTION;	INITIATEE (PERSON) MEMBER OF ACABQ	ALGER
U.N. INTERACTION;	INITIATOR (PERSON) MEMBER OF ACABQ	ALGER
U.N. INTERACTION;	PARTICIPANTS ENTERED OR LEFT TOGETHER	ALGER
U.N. INTERACTION;	PERSON INVOLVED INITIATOR/INITIATEE	ALGER

FRANZ MUGGIS AND KAREN TIDWELL, REGIONAL INTERACTION IN ASIA:
1956-1968, ASIA-ASIA DYADIC INTERACTIONS.

DATA ON 21 INTERACTION VARIABLES FOR 272 ASIAN DYADS (E.G.,
AFGHANISTAN-AUSTRALIA) FOR 13 TIME POINTS. INCLUDED ARE VARIABLES
IN THE FOLLOWING CATEGORIES: TRADE, DIPLOMATIC EXCHANGE, TREATIES,
CONFLICT AND INTERNATIONAL ORGANIZATION MEMBERSHIP. FOR FURTHER
INFORMATION SEE REGIONAL INTEGRATION IN ASIA: ITS PROSPECTS AND
IMPLICATIONS, DATA CODEBOOK, SOCIAL SCIENCES DEPARTMENT, THE
BENDIX CORPORATION, 1971.

INTERACTION SUPPORT TO INSURGENCY AS	DYAD INTR
INTERACTION, BILATERAL TREATIES AS	DYAD INTR
INTERACTION, BORDER CLOSED AS	DYAD INTR
INTERACTION, DEFENSE TREATIES AS	DYAD INTR
INTERACTION, DEMONSTRATIONS AS	DYAD INTR
INTERACTION, DIPLOMATIC RECOGNITION AS	DYAD INTR
INTERACTION, DIPLOMATIC VISIT-DAYS AS	DYAD INTR
INTERACTION, DIPLOMATIC VISITS AS	DYAD INTR
INTERACTION, DIPLOMATS EXPELLED AS	DYAD INTR
INTERACTION, IMPORTS AS	DYAD INTR
INTERACTION, MILITARY TROOP SUPPORT AS	DYAD INTR
INTERACTION, MINORITY DISPUTE AS	DYAD INTR
INTERACTION, SHARED INTER-GOV. ORGANIZATION MEMBERSHIPS AS	DYAD INTR
INTERACTION, SHARED NON-GOV. ORGANIZATION MEMBERSHIPS AS	DYAD INTR
INTERACTION, SHARED UNITED NATIONS VOTING AS	DYAD INTR
INTERACTION, TERRITORIAL DISPUTE AS	DYAD INTR
INTERACTION, VIOLENT CONFLICT AS	DYAD INTR

SAMUEL A. BLEICHER, COMPUTER ANALYSIS OF GENERAL ASSEMBLY RESOLUTIONS.
 DATA ON 2,370 U.N. RESOLUTIONS. THE UNIT OF ANALYSIS IS THE RESOLU-
 TION, AND THE DATA ARE A CONTENT ANALYSIS OF GENERAL ASSEMBLY RESOLUTIONS
 FROM 1946-1968. ITEMS SUCH AS OPERATIVE WORDS, ORGANIZATIONS MENTIONED,
 COMMITTEE SOURCE, AND PRIOR RESOLUTIONS CITED ARE CODED. DATA SOURCES
 WERE THE UNITED NATIONS GENERAL ASSEMBLY OFFICIAL RECORDS.

U.N. RESOLUTIONS;	COMMITTEE APPTS.	BLEICHER
U.N. RESOLUTIONS;	COMMITTEE SOURCE.	BLEICHER
U.N. RESOLUTIONS;	FUNCTION OF RESOLUTION.	BLEICHER
U.N. RESOLUTIONS;	G.A. RULES OF PROCEDURE, REFERENCES.	BLEICHER
U.N. RESOLUTIONS;	OPERATIVE WORDS.	BLEICHER
U.N. RESOLUTIONS;	RESOLUTIONS CITED.	BLEICHER
U.N. RESOLUTIONS;	SUBJECT MATTER INVOLVED.	BLEICHER
U.N. RESOLUTIONS;	U.N. CHARTER/ I.C.J. STATUTE CITATIONS.	BLEICHER
U.N. RESOLUTIONS;	GEOGRAPHICAL ENTITIES INVOLVED/REFERRED	BLEICHER
U.N. RESOLUTIONS;	ORGANIZATIONAL UNITS INVOLVED/REFERRED	BLEICHER

ARTHUR S. BANKS, CROSS-POLITY TIME SERIES: 1815-1966.
 TIME SERIES DATA FOR 153 INDEPENDENT NATIONS. THERE
 ARE 102 VARIABLES AGGREGATED BY YEAR. THE DATA ARE
 PRIMARILY INTERVAL LEVEL. THERE ARE 33 VARIABLES
 CODED FOR THE PERIOD 1815-1966. THE REMAINING VARIABLES
 ARE CODED FOR MORE LIMITED TIME PERIODS. DEMOGRAPHIC,
 SOCIO-ECONOMIC, AND POLITICAL ATTRIBUTE DATA ARE INCLUDED.
 DATA ARE PUBLISHED IN ARTHUR BANKS, CROSS-POLITY TIME
 SERIES, CAMBRIDGE, MASSACHUSETTS: M.I.T. PRESS, 1971.

ANTIGOVERNMENT DEMONSTRATIONS, 1946-1966	C.P. TIME
ASSASSINATIONS, 1946-1966	C.P. TIME
BOOK PRODUCTION, TITLES/CAPITA, 1946-1966	C.P. TIME
BOOK PRODUCTION, TITLES, 1946-1966	C.P. TIME
CHANGES IN EFFECTIVE EXECUTIVE, 1815-1966	C.P. TIME
COALITIONS, 1946-1966	C.P. TIME
COMPETITION INDEX, AGGREGATE, 1946-1966	C.P. TIME
COUPS D'ETAT, NUMBER OF, 1815-1966	C.P. TIME
CURRENCY AGE IN MONTHS, 1946-1966	C.P. TIME
CURRENCY IN CIRCULATION/CAPITA, 1946-1966	C.P. TIME
DEFENSE EXPENDITURE/GOVERNMENT EXPENDITURE, 1860-1966	C.P. TIME
EFFECTIVE EXECUTIVE (SELECTION), 1815-1966	C.P. TIME
EFFECTIVE EXECUTIVE (TYPE), 1815-1966	C.P. TIME
ENERGY CONSUMPTION (KG /CAPITA), 1946-1966	C.P. TIME
ENERGY CONSUMPTION (M TONS COAL EQUIVALENT), 1946-1966	C.P. TIME
ENERGY PRODUCTION (M TONS COAL EQUIVALENT), 1946-1966	C.P. TIME
ENERGY PRODUCTION (KG/CAPITA), 1946-1966	C.P. TIME
ENROLLMENT, PRIMARY AND SECONDARY SCHOOL/CAPITA, 1860-1966	C.P. TIME
ENROLLMENT, PRIMARY AND SECONDARY SCHOOL, 1860-1966	C.P. TIME
ENROLLMENT, PRIMARY SCHOOL/CAPITA, 1860-1966	C.P. TIME
ENROLLMENT, PRIMARY SCHOOL, 1860-1966	C.P. TIME
ENROLLMENT, SECONDARY SCHOOL/CAPITA, 1860-1966	C.P. TIME
ENROLLMENT, SECONDARY SCHOOL, 1860-1966	C.P. TIME
ENROLLMENT, UNIVERSITY/CAPITA, 1860-1966	C.P. TIME
ENROLLMENT, UNIVERSITY, 1860-1966	C.P. TIME
EXCHANGE RATE, FREE OR BLACK MARKET, 1946-1966	C.P. TIME
EXCHANGE RATE, OFFICIAL (LOCAL CURRENCY/\$US), 1946-1966	C.P. TIME
EXPENDITURE, NATIONAL GOVERNMENT PER CAPITA, 1860-1966	C.P. TIME
EXPENDITURE, NATIONAL GOVERNMENT, 1860-1966	C.P. TIME
EXPORTS/CAPITA, 1860-1966	C.P. TIME
EXPORTS, 1860-1966	C.P. TIME
GDP ORIGINATING IN INDUSTRIAL ACTIVITY, % 1946-66	C.P. TIME
GDP/CAPITA ORIGINATING IN INDUSTRIAL ACTIVITY, 1946-1966	C.P. TIME
GDP/CAPITA, 1946-1966	C.P. TIME
GENERAL STRIKES, 1946-1966	C.P. TIME
GNP/CAPITA, 1946-1966	C.P. TIME
GOVERNMENT CRISES, 1946-1966	C.P. TIME
GUERRILLA WARFARE, 1946-1966	C.P. TIME
HEAD OF STATE, 1815-1966	C.P. TIME
IMPORTS/CAPITA, 1860-1966	C.P. TIME
IMPORTS, 1860-1966	C.P. TIME
LEGISLATIVE EFFECTIVENESS, 1815-1966	C.P. TIME
LEGISLATIVE ELECTIONS, NUMBER OF, 1815-1966	C.P. TIME
LEGISLATIVE SELECTION, 1815-1966	C.P. TIME
LEGISLATURE SIZE (LOWER HOUSE), 1946-1966	C.P. TIME
LEGISLATURE SIZE/# SEATS LARGEST PARTY, 1946-1966	C.P. TIME

LEGISLATURE, # SEATS HELD BY LARGEST PARTY, 1946-1966	C.P. TIME
LEGISLATURE, EFFECTIVENESS, 1946-1966	C.P. TIME
LITERATE, PERCENT OF POPULATION, 1928-1966	C.P. TIME
MAIL, ALL/CAPITA, 1860-1966	C.P. TIME
MAIL, ALL, 1860-1966	C.P. TIME
MAIL, 1ST CLASS/CAPITA, 1860-1966	C.P. TIME
MAIL, 1ST CLASS, 1860-1966	C.P. TIME
MAJOR CABINET CHANGES, NUMBER OF, 1815-1966	C.P. TIME
MAJOR CONSTITUTIONAL CHANGES, NUMBER OF, 1815-1966	C.P. TIME
NEWSPAPER CIRCULATION/CAPITA, 1946-1966	C.P. TIME
NOMINATING PROCESS, COMPETITIVENESS, 1946-1966	C.P. TIME
PARLIAMENTARY RESPONSIBILITY, DEGREE OF, 1815-1966	C.P. TIME
PARTY FRACTIONALIZATION INDEX, 1946-1966	C.P. TIME
PARTY LEGITIMACY, 1946-1966	C.P. TIME
PASSENGER CARS/CAPITA, 1928-1966	C.P. TIME
PASSENGER CARS, 1928-1966	C.P. TIME
PASSENGER KILOMETERS, RAIL, 1928-1966	C.P. TIME
PHYSICIANS/CAPITA, 1946-1966	C.P. TIME
POPULATION DENSITY, 1815-1966	C.P. TIME
POPULATION IN CITIES 20,000+ PER CAPITA 1815-1966	C.P. TIME
POPULATION IN CITIES 20,000+ 1815-1966	C.P. TIME
POPULATION IN CITIES 10,000+ PER CAPITA, 1815-1966	C.P. TIME
POPULATION IN CITIES 10,000+, 1815-1966	C.P. TIME
POPULATION IN CITIES 100,000+ PER CAPITA, 1815-1966	C.P. TIME
POPULATION IN CITIES 100,000+, 1815-1966	C.P. TIME
POPULATION IN CITIES 25,000+ PER CAPITA, 1815-1966	C.P. TIME
POPULATION IN CITIES 25,000+, 1815-1966	C.P. TIME
POPULATION IN CITIES 50,000+ PER CAPITA, 1815-1966	C.P. TIME
POPULATION IN CITIES 50,000+, 1815-1966	C.P. TIME
POPULATION, 1815-1966	C.P. TIME
PREMIER, 1815-1966	C.P. TIME
PURGES, 1946-1966	C.P. TIME
RADIOS/CAPITA, 1946-1966	C.P. TIME
RADIOS, 1946-1966	C.P. TIME
RAILROAD MILEAGE/SQUARE MILE, 1860-1966	C.P. TIME
RAILROAD MILEAGE, 1860-1966	C.P. TIME
REVENUE, NATIONAL GOVERNMENT PER CAPITA, 1860-1966	C.P. TIME
REVENUE, NATIONAL GOVERNMENT, 1860-1966	C.P. TIME
REVOLUTIONS, 1946-1966	C.P. TIME
RIOTS, 1946-1966	C.P. TIME
SCHOOL ENROLLMENT, TOTAL/CAPITA, 1860-1966	C.P. TIME
SCHOOL ENROLLMENT, TOTAL, 1860-1966	C.P. TIME
SIZE OF CABINET, 1815-1966	C.P. TIME
TELEGRAMS/CAPITA, 1860-1966	C.P. TIME
TELEGRAMS, 1860-1966	C.P. TIME
TELEGRAPH MILEAGE/SQUARE MILE, 1860-1966	C.P. TIME
TELEGRAPH MILEAGE, 1860-1966	C.P. TIME
TELEPHONES/CAPITA, 1860-1966	C.P. TIME
TELEPHONES, 1860-1966	C.P. TIME
TYPE OF REGIME, 1815-1966	C.P. TIME
VEHICLES, ALL HIGHWAY/CAPITA, 1928-1966	C.P. TIME
VEHICLES, ALL HIGHWAY, 1928-1966	C.P. TIME
VEHICLES, COMMERCIAL/CAPITA, 1928-1966	C.P. TIME
VEHICLES, COMMERCIAL, 1928-1966	C.P. TIME
WORLD TRADE, PROPORTION OF, 1860-1966	C.P. TIME

WALTER H. CORSON, EAST-WEST PROJECT: EVENT DATA,
1945-1965.

DATA FOR APPROXIMATELY 15,000 EVENTS. EACH CASE IS
THE REPORT OF A CONFLICTIVE OR A COOPERATIVE ACTION
(THESE INCLUDE BOTH VERBAL STATEMENTS AND NON-VERBAL
ACTIONS) WITHIN AND BETWEEN THE NATIONS COMPRISING THE
NATO AND WARSAW TREATY ALLIANCES, YUGOSLAVIA, AND THE
CHINESE PEOPLE'S REPUBLIC. THE EVENTS RECORDED COVER
EAST-WEST RELATIONS FROM 1945 TO 1965. EACH EVENT IS
RATED ON CONFLICT AND COOPERATION INTENSITY RATIO
SCALES WHICH WERE ESTABLISHED FROM QUESTIONNAIRES GIVEN
TO EXPERTS IN INTERNATIONAL RELATIONS. EACH EVENT IS
ALSO CODED FOR ACTORS AND TARGETS INVOLVED, DATE,
GEOGRAPHIC AREA, ACTION CATEGORY, SOURCE. A SHORT
TEXTUAL DESCRIPTION OF EACH EVENT IS INCLUDED.

NOTE: THESE DATA ARE TEMPORARILY RESTRICTED. THE
PRINCIPAL INVESTIGATOR REQUESTS THOSE DESIRING THE
DATA WRITE FOR RELEASE TO HIM AT 4107 NORTH 35TH STREET
ARLINGTON, VIRGINIA 22207.

EVENT, ACTION CATEGORY OF
EVENT, ACTION CODE OF
EVENT, ACTION IN
EVENT, CODER OF
EVENT, DAY OF
EVENT, INTENSITY OF
EVENT, MONTH OF
EVENT, RESOURCE REFERRED TO OR AFFECTED BY
EVENT, RESOURCE USED IN
EVENT, SOURCE OF
EVENT, TARGET IN
EVENT, YEAR OF
EVENT, GEOGRAPHIC AREA OF

COR: EAST/WEST
COR: EAST/WEST
COR: EAST/WEST
COR: EAST/WEST
COR: EAST/WEST
COR: EAST/WEST
COR: EAST/WEST
COR: EAST/WEST
COR: EAST/WEST
COR: EAST/WEST
COR: EAST/WEST
COR: EAST/WEST
COR: EAST/WEST

ARTHUR S. BANKS, DOMESTIC CONFLICT BEHAVIOR: 1919-1966.
 DOMESTIC CONFLICT DATA FOR 111 COUNTRIES. DATA
 WERE COLLECTED FOR THE YEARS 1919-1939 AND 1946-1966
 ON EIGHT DOMESTIC CONFLICT VARIABLES: RIOTS,
 DEMONSTRATIONS, PURGES, GOVERNMENT CRISES, STRIKES, COUPS,
 REVOLUTIONS, AND GUERRILLA WAR. DATA EXIST FOR 42 YEARS
 ON 52 COUNTRIES, AND THERE ARE DATA FOR LESS THAN 42
 YEARS ON 59 COUNTRIES. DATA MAY BE OBTAINED IN EITHER OF
 TWO FORMATS: NATIONS AS CASES OR NATION-YEARS AS CASES.
 IN THE FIRST FORMAT A CASE WOULD BE CANADA AND VARIABLES
 WOULD BE RIOTS - 1919, RIOTS - 1920, RIOTS - 1921, ETC.
 IN THE SECOND FORMAT, CANADA - 1919 IS A CASE, RIOTS A
 VARIABLE AND CANADA - 1920 A SECOND CASE.

ASSASSINATIONS (BY YEAR)
 CRISES, MAJOR GOVERNMENT (BY YEAR)
 DEMONSTRATIONS, ANTI-GOVERNMENT (BY YEAR)
 GUERRILLA WARFARE (BY YEAR)
 PURGES (BY YEAR)
 REVOLUTIONS (BY YEAR)
 RIOTS (BY YEAR)
 STRIKES, GENERAL (BY YEAR)

DMSTC CONFLCT
 DMSTC CONFLCT
 DMSTC CONFLCT
 DMSTC CONFLCT
 DMSTC CONFLCT
 DMSTC CONFLCT
 DMSTC CONFLCT
 DMSTC CONFLCT

RUDOLPH J. RUMMEL, DIMENSIONALITY OF NATIONS.

DATA ARE FOR 82 NATIONS ON 332 VARIABLES GENERALLY FOR 1955. SOCIAL, DEMOGRAPHIC, CULTURAL, ECONOMIC, GEOGRAPHICAL AND POLITICAL NATIONAL ATTRIBUTES, AND INTERNATIONAL INVOLVEMENT INDICES ARE INCLUDED.

ACCEPTANCE OF ICJ JURISDICTION	DON-RAW
AGRICULTURAL EXPORTS PLUS IMPORTS (000,000 \$US)	DCN-RAW
AGRICULTURAL EXPORTS/AGRICULTURAL IMPORTS PLUS EXPORTS	DCN-RAW
AGRICULTURAL EXPORTS/EXPORTS	DON-RAW
AGRICULTURAL POPULATION (PERCENT TOTAL) 1944-1958	DON-RAW
AGRICULTURAL PRODUCTION	DON-RAW
AGRICULTURAL PRODUCTION/GNP	DCN-RAW
AGRICULTURAL WORKERS (NUMBER)	DCN-RAW
AGRICULTURAL WORKERS/ECONOMICALLY ACTIVE POPULATION	DON-RAW
AGRICULTURE, PERCENT CONTRIBUTION TO GNP	DCN-RAW
AID, US RECVD/USSR AID + US AID RECEIVED	DON-RAW
AIR DISTANCE: SHORTEST FROM US IN INCHES ON MAP	DON-RAW
AIR DISTANCE: SHORTEST FROM US/USSR PLUS US	DON-RAW
AIR DISTANCE: SHORTEST FROM USSR IN INCHES ON MAP	DON-RAW
AIR DISTANCE: SHORTEST FROM USSR PLUS FROM US	DON-RAW
AIR PASSENGER KILOMETERS, NUMBER OF (000,000)	DCN-RAW
AIR PASSENGER KM/POPULATION	DCN-RAW
ARABLE LAND	DON-RAW
ARABLE LAND/TOTAL LAND AREA	DON-RAW
AREA: COASTLINE LENGTH/SQUARE ROOT OF AREA	DON-RAW
AREA: HOMELAND, TERRITORIES, DEPENDENCIES	DCN-RAW
AREA: NATIONAL LAND/NATIONAL + TERRITORIAL LAND	DON-RAW
BAL. OF PAYMENTS, AV. AMT. SHORT TERM / LIQUID GOLD	DON-RAW
BAL. OFFICIAL DONATIONS 1954-56/LIQUID GOLD STOCK	DON-RAW
BALANCE OF DONATIONS	DON-RAW
BALANCE OF INVESTMENTS (BILLION US\$)	DON-RAW
BALANCE OF INVESTMENTS/LIQUID GOLD STOCK	DON-RAW
BALANCE OF INVESTMENTS, SHORT TERM 1954-56	DON-RAW
BALANCE OF PAYMENTS 1954-56	DON-RAW
BIRTHS/1000 POPULATION	DON-RAW
BLOC MEMBER	DON-RAW
BOOK TITLES	DON-RAW
BOOK TITLES/POPULATION	DON-RAW
BOOK TITLES, FOREIGN TRANSLATED/DOMESTIC BOOK TITLES	DCN-RAW
BOOK TITLES: #BOOK TITLES PUBLISHED PER YR/TOTAL TITLES	DON-RAW
BOOK TITLES: #PURE & APPLIED SCIENCE PUBLISHED/TOTAL	DON-RAW
BOOK TITLES: ENGLISH/RUSSIAN PLUS ENGLISH TRANSLATED	DCN-RAW
BOOK TITLES: FOREIGN TRANSLATED	DON-RAW
BOOK TITLES: NUMBER ENGLISH TRANSLATED	DON-RAW
BOOK TITLES: NUMBER RUSSIAN TRANSLATED	DCN-RAW
BOOK TITLES: RUSSIAN PLUS ENGLISH TRANSLATED	DCN-RAW
BOOK TITLES: RUSSIAN TRANSLATED/ALL FOREIGN TRANSLATED	DON-RAW
BOOKS PUBLISHED PER YR IN PURE AND APPLIED SCIENCE/BOOKS	DCN-RAW
BOOKS, RELIGIOUS/BOOK TITLES	DON-RAW
BRITISH COMMONWEALTH MEMBER: YES/NO	DCN-RAW
BUDDHIST POPULATION/POPULATION	DON-RAW
CALORIES PER CAPITA PER DAY	DON-RAW
CALORIES REQUIRED BY POPULATION/CALORIES CONSUMED	DON-RAW
CAUCASIAN POPULATION/POPULATION	DON-RAW
CENSORSHIP	DON-RAW
CENSORSHIP, DEGREE OF	DON-RAW

CITIZENS/POPULATION	DON-RAW
CITIZENS, NUMBER OF	DON-RAW
COASTLINE LENGTH	DON-RAW
COLONIES: YES OR NO	DCN-RAW
COMMUNIST PARTY MEMBERSHIP	DON-RAW
COMMUNIST PARTY MEMBERSHIPS/POPULATION	DCN-RAW
CONTRIBUTED TO UN TECH. ASSISTANCE & RELIEF, AMOUNT	DON-RAW
CONTRIBUTION TO ALL TECH. ASSIST/GNP SQUARED/POP	DON-RAW
CONTRIBUTION TO FUND, %	DON-RAW
COST OF LIVING INDEX NUMBER, 1953-1958	DCN-RAW
COSTS TECH. ASSIST. PROJECTS/GNP SQUARED/POP	DON-RAW
DATE NATION BECAME POLITICALLY RECOGNIZABLE	DON-RAW
DEATHS FROM ACCIDENTS/TOTAL DEATHS	DON-RAW
DEATHS FROM CANCER/TOTAL DEATHS	DON-RAW
DEATHS FROM HEART DISEASE/TOTAL DEATHS	DON-RAW
DEATHS FROM TUBERCULOSIS/TOTAL DEATHS	DON-RAW
DEATHS FROM TYPHOID/TOTAL DEATHS	DCN-RAW
DEATHS/1000 POPULATION	DON-RAW
DEATHS, INFANT/LIVE BIRTHS	DON-RAW
DEFENSE EXPENDITURE (1000,000 DOMESTIC CURRENCY)	DON-RAW
DEFENSE EXPENDITURE/EXCHANGE RATE	DCN-RAW
DEFENSE EXPENDITURE/EXCHANGE RATE (1000,000 US\$)	DON-RAW
DEFENSE EXPENDITURE/GNP	DON-RAW
DEFENSE EXPENDITURE/GOVERNMENT EXPENDITURE	DCN-RAW
DIVORCES/1000 MARRIAGES	DON-RAW
DWELLINGS WITH RUNNING WATER/DWELLINGS	DCN-RAW
ECONOMIC AID (LOANS & GRANTS) GIVEN	DON-RAW
ECONOMIC AID GIVEN/GNP SQUARED/POP	DON-RAW
ECONOMIC AID RECEIVED	DCN-RAW
ECONOMIC AID RECEIVED FROM US	DON-RAW
ECONOMIC AID RECVD/GNP SQUARED/POP	DON-RAW
ECONOMICALLY ACTIVE POPULATION	DCN-RAW
ECONOMICALLY ACTIVE POPULATION/POPULATION	DON-RAW
EDUCATION EXPENDITURE/GOVERNMENT EXPENDITURE (1958)	DON-RAW
ELECTIONS: TYPES	DCN-RAW
EMBASSIES & LEGATIONS	DON-RAW
EMBASSIES & LEGATIONS IN OTHER COUNTRIES, #	DON-RAW
EMBASSIES AND LEGATIONS IN COUNTRY, NUMBER	DCN-RAW
EMIGRANTS	DON-RAW
EMIGRANTS/POPULATION	DON-RAW
ENERGY CONSUMPTION (MEGAWATT HOURS)	DON-RAW
ENERGY CONSUMPTION IN MEGAWATT HRS/POP	DCN-RAW
ENERGY POTENTIAL, TOTAL	DCN-RAW
ENERGY PRODUCTION	DON-RAW
ENERGY PRODUCTION/POPULATION	DON-RAW
ENERGY PRODUCTION, TOTAL (MILLION KILOWATT HOURS)	DCN-RAW
ENERGY RESOURCES, TOTAL POTENTIALLY AVAILABLE/POP	DON-RAW
EXCHANGE RATE (DOMESTIC CURRENCY PER US\$)	DCN-RAW
EXPORT ITEM, VALUE LARGEST/VALUE EXPORTS	DON-RAW
EXPORTS (BILLION US\$)	DCN-RAW
EXPORTS OF RAW MATERIALS/ALL EXPORTS	DCN-RAW
EXPORTS/GNP	DON-RAW
EXPORTS, AGRICULTURAL	DON-RAW
FEMALE WORKERS	DCN-RAW
FEMALE WORKERS/ECONOMICALLY ACTIVE POPULATION	DON-RAW
FIXED CAPITAL FORMATION AS PERCENT GNP	DON-RAW
FOOD EXPENDITURE/TOTAL PRIVATE EXPENDITURE	DCN-RAW
FOREIGN BORN	DON-RAW
GENERAL ASSEMBLY VOTES: % US AGREEMENT	DCN-RAW
GENERAL ASSEMBLY VOTES: % US OPPOSITION	DON-RAW

GENERAL ASSEMBLY VOTES: % USSR AGREEMENT	DON-RAW
GENERAL ASSEMBLY VOTES: % USSR OPPOSITION	DON-RAW
GINI INDEX NUMBER	DON-RAW
GLOBAL NIGO OF WHICH MEMBER, NUMBER	DCN-RAW
GNP (BILLIONS \$US)	DON-RAW
GNP PER CAPITA	DON-RAW
GNP SQUARED (BILLION BILLION US\$)	DCN-RAW
GNP SQUARED/POP	DON-RAW
GOLD STOCK, LIQUID 1954-1956 (000,000 US\$)	DCN-RAW
GOVERNMENT AUTONCMY: LOCAL	DCN-RAW
GOVERNMENT EXPENDITURE (BILLION DOMESTIC CURRENCY)	DON-RAW
GOVERNMENT EXPENDITURE/EXCHANGE RATE	DON-RAW
GOVERNMENT EXPENDITURE/GNP	DON-RAW
GOVERNMENT REVENUE/GOVERNMENT EXPENDITURE	DON-RAW
GOVERNMENT, MEANS BY WHICH LAST OR PRESENT CAME TO POWER	DCN-RAW
GOVERNMENT, TYPE OF	DON-RAW
GOVERNMENTS, AV. AGE OF LAST TWO	DON-RAW
GRANTED TO OTHER COUNTRIES, AMOUNT	DCN-RAW
HOSPITAL BED, INHABITANTS PER	DON-RAW
IFC + IBRD SUBSCRIPTION/GNP SQUARED/POPULATION	DCN-RAW
IGO GLOBAL MEMBERSHIPS	DON-RAW
ILLITERATE, PERCENT	DON-RAW
IMMIGRANTS	DCN-RAW
IMMIGRANTS PLUS EMIGRANTS	DCN-RAW
IMMIGRANTS/IMMIGRANTS PLUS EMIGRANTS	DON-RAW
IMMIGRANTS/POPULATION	DON-RAW
IMPORTED GOODS TARIFF/VALUE OF IMPORTS	DCN-RAW
IMPORTS + EXPORTS	DON-RAW
IMPORTS PLUS EXPORTS (000,000 US\$)	DCN-RAW
IMPORTS/IMPORTS PLUS EXPORTS	DON-RAW
IMPORTS, AGRICULTURAL	DON-RAW
INDUSTRIAL OUTPUT VALUE	DON-RAW
INDUSTRIAL OUTPUT, VALUE CF/NUMBER CF INDUSTRIAL WORKERS	DCN-RAW
INDUSTRIAL WORKERS	DON-RAW
INTER-BLOC POLITICS	DON-RAW
INTERNATL CRG. IN-COUNTRY, NUMBER	DON-RAW
JEWISH POPULATION/POPULATION	DON-RAW
LANGUAGE GROUPS WITH MEMBERSHIP >1% POP	DON-RAW
LAW STUDENTS/COLLEGE STUDENTS	DON-RAW
LETTERS: FOREIGN SENT PLUS FOREIGN RECEIVED/POP	DCN-RAW
LETTERS: FOREIGN SENT PLUS RECEIVED	DON-RAW
LETTERS: FOREIGN SENT/FOREIGN LETTERS RECEIVED	DON-RAW
LETTERS: FOREIGN SENT/FOREIGN LETTERS SENT PLUS RECEIVED	DON-RAW
LIBRARY BOOK CIRCULATION/POPULATION	DON-RAW
LIFE EXPECTANCY AT BIRTH	DCN-RAW
LOANED TO OTHER COUNTRIES, AMOUNT	DCN-RAW
LORENZ CURVE SLOPE AT 95% CF LAND OWNERSHIP	DON-RAW
MAIL, NUMBER OF PIECES OF DOMESTIC	DCN-RAW
MAIL: # PIECES DOMESTIC/POPULATION	DON-RAW
MAIL: FOREIGN RECEIVED (000 LETTERS)	DON-RAW
MAIL: FOREIGN SENT (000 LETTERS)	DON-RAW
MANUFACTURING/GNP	DON-RAW
MANUFACTURING, # EMPLOYED IN/POPULATION	DON-RAW
MARRIAGES/1000 POPULATION	DON-RAW
MEADOWS AND PASTURES	DON-RAW
MILITARY AIRFORCE	DON-RAW
MILITARY ARMY	DON-RAW
MILITARY NAVY	DON-RAW
MILITARY WEAPONS TYPE	DCN-RAW
MILITARY, # IN/POPULATION	DON-RAW

MILITARY, NUMBER IN	DCN-RAW
MILITARY, NUMBER IN ARMY	DON-RAW
MUHAMMEDAN POPULATION/POPULATION	DCN-RAW
MONGOLIAN POPULATION/POPULATION	DCN-RAW
MOTION PICTURE ATTENDANCE PER CAPITA	DON-RAW
NATIONAL HOLIDAYS PER YEAR	DON-RAW
NATIONAL INCOME (CCO,000 DOMESTIC CURRENCY)	DCN-RAW
NATIONAL INCOME (COO,000\$US)	DON-RAW
NATIONAL INCOME INCREASE (PERCENT)	DCN-RAW
NATIONAL INCOME/POPULATION (\$US)	DON-RAW
NATIONAL INCOME, % INCREASE/%INCREASE IN POP	DCN-RAW
NATIONALITY GROUPS >1% POP	DON-RAW
NATIONS CONTIGUOUS TO HOMELAND	DON-RAW
NATIONS CONTIGUOUS TO POLITICAL TERRITORY	DON-RAW
NATIVE BORN	DCN-RAW
NATIVE BORN/POPULATION	DON-RAW
NEED ACHIEVEMENT, DEGREE OF	DCN-RAW
NEED AFFILIATION, DEGREE OF	DON-RAW
NEED FOR POWER, DEGREE OF	DCN-RAW
NEGRO POPULATION/POPULATION	DON-RAW
NET VALUE PRODUCTION/PERSONS EMPLOYED IN MFG.	DCN-RAW
NEUTRALITY	DON-RAW
NEWSPAPER CIRCULATION/1000 POPULATION	DCN-RAW
NEWSPRINT CONSUMPTION/POPULATION (KILOGRAMS)	DON-RAW
NIGU MEMBERSHIPS: ARTS & CULTURE	DCN-RAW
NIGU MEMBERSHIPS: EDUCATION	DON-RAW
NIGU MEMBERSHIPS: GLOBAL	DCN-RAW
NIGU MEMBERSHIPS: LAW	DON-RAW
NIGU MEMBERSHIPS: MEDICINE	DCN-RAW
NIGU MEMBERSHIPS: PEACE & FRIENDSHIP	DON-RAW
NIGU MEMBERSHIPS: RELIGION	DCN-RAW
NIGU MEMBERSHIPS: TECHNOLOGY AND SCIENCE	DON-RAW
NUMBER OF RADIO RECEIVERS (000)	DCN-RAW
OTHER DIRECTEDNESS	DON-RAW
PEOPLE PER DWELLING ROOM	DCN-RAW
PHYSICIAN, INHABITANTS PER	DON-RAW
POLITICAL DEVELOPMENT SCALE	DCN-RAW
POLITICAL OPPOSITION	DON-RAW
POLITICAL PARTIES, NUMBER OF	DCN-RAW
POP. OF LARGEST LANGUAGE GROUP/POPULATION	DON-RAW
POP. OF LARGEST RACIAL GROUP/POPULATION	DCN-RAW
POP. OF LARGEST RELIGIOUS GROUP/POPULATION	DON-RAW
POP: HOMELAND, TERRITORIES, DEPENDENCIES	DCN-RAW
POPULATION (000)	DON-RAW
POPULATION AGE 0-15/POPULATION	DCN-RAW
POPULATION IN CITIES 20,000 OR MORE/POPULATION	DON-RAW
POPULATION INCREASE, ANNUAL RATE OF	DCN-RAW
POPULATION LARGEST LANGUAGE GROUP	DON-RAW
POPULATION LARGEST RELIGIOUS GROUP	DCN-RAW
POPULATION OF LARGEST RACIAL GROUP	DON-RAW
POPULATION WITH 50% OF LAND, PERCENT OF	DCN-RAW
POPULATION/ARABLE LAND	DON-RAW
POPULATION/NATIONAL LAND AREA	DCN-RAW
POPULATION, NATIONAL/NATL + TERRITORIAL POP	DON-RAW
PRIMACY MEASURE	DCN-RAW
PRODUCTIVITY GAINS AS PERCENT OF NATL INCOME	DON-RAW
PROTEINS PER CAPITA PER DAY	DCN-RAW
PROTEINS/CALORIES	DON-RAW
PROTESTANT POPULATION/POPULATION	DCN-RAW
PUBLIC ADMINISTRATION AND DEFENSE/GNP	DON-RAW

PUBLIC LIBRARY CIRCULATION (000)	DON-RAW
PUPILS IN PRIMARY SCHOOL/PRIMARY SCHOOL TEACHERS	DON-RAW
PUPILS IN PRIMARY SCHOOL/5-14 AGE GROUP (1950-1954)	DON-RAW
PUPILS IN SECONDARY AND COLLEGE/POPULATION	DON-RAW
RACIAL GROUPS WITH MEMBERSHIP >1% POP	DON-RAW
RADIO RECEIVERS/POPULATION	DON-RAW
RAILROAD DENSITY (KILOMETERS PER PERSON TO POPULATION DIST)	DON-RAW
RAILROAD DENSITY (KILOMETERS PER 100 SQUARE KM)	DCN-RAW
RAILROAD FREIGHT (000,000 NET TON KILOMETERS)	DCN-RAW
RAILROAD FREIGHT CARRIED PER RR LENGTH	DON-RAW
RAILROAD FREIGHT/POPULATION	DON-RAW
RAILROAD LENGTH (MILES)	DON-RAW
RAINFALL, AVERAGE	DON-RAW
RELIGIOUS HOLIDAYS PER YEAR (NUMBER)	DON-RAW
RELIGIOUS, GROUPS WITH MEMBERSHIP >1% POP	DON-RAW
REPRESENTATIVES TO UN, NUMBER	DCN-RAW
REVENUE, GOVERNMENT (BILLION DOMEST. CURRENCY)	DON-RAW
REVENUE: TAX FROM INCOME & WEALTH/TOTAL REVENUE	DCN-RAW
REVENUE: EXCISE & CUSTOMS TAX (BILLION DOMEST. CURRENCY)	DCN-RAW
REVENUE: EXCISE & CUSTOMS TAX/TOTAL REVENUE	DON-RAW
REVENUE: TAX FROM INCOME & WEALTH	DON-RAW
ROAD DENSITY (KILOMETERS PER 100 SQUARE KM)	DCN-RAW
ROAD DENSITY (KILOMETERS PER 100,000 POPULATION)	DON-RAW
ROMAN CATHOLIC POPULATION/POPULATION	DCN-RAW
SALARIES IN MANUFACTURING	DON-RAW
SEABORNE GOODS LOADED (000 METRIC TONS)	DON-RAW
SEABORNE GOODS LOADED PLUS UNLOADED %000 METRIC TONS <	DON-RAW
SEABORNE GOODS LOADED PLUS UNLOADED/GNP	DON-RAW
SEABORNE GOODS UNLOADED (000 METRIC TONS)	DON-RAW
SECONDARY ENROLLMENT RATIO 1955-57	DON-RAW
SOCIAL CENSUS POP	DON-RAW
STEEL CONSUMPTION PER CAPITA, AV. 1953-55	DCN-RAW
STEEL PRODUCTION (000 METRIC TONS)	DON-RAW
STUDENTS FOREIGN COLLEGE/TOTAL COLLEGE STUDENTS	DCN-RAW
STUDENTS IN SCIENCE & ENGINEERING/HIGHER EDUCATION	DON-RAW
STUDENTS TOTAL (PRIMARY AND SECONDARY)	DON-RAW
STUDENTS, FEMALE (PRIMARY AND SECONDARY)	DON-RAW
STUDENTS, FEMALE/TOTAL STUDENTS	DCN-RAW
STUDENTS, TOTAL COLLEGE	DON-RAW
STUDENTS, TOTAL FOREIGN COLLEGE	DCN-RAW
SUBSCRIPTIONS TO IFC & IBRD, 1957	DON-RAW
SUGAR SUPPLIES (KILOGRAMS PER CAP. PER YEAR)	DON-RAW
TELEPHONES (NUMBER) (00)	DCN-RAW
TELEPHONES/POPULATION	DON-RAW
TEMPERATURE, AVERAGE	DON-RAW
TOTAL ENERGY PRODUCTION X POPULATION	DON-RAW
TOURISTS, FOREIGN INTO COUNTRY/POPULATION	DON-RAW
TOURISTS, NUMBER OF FOREIGN	DCN-RAW
TRADE WITH COMMUNIST BLOC PLUS WESTERN BLOC	DON-RAW
TRADE WITH SOVIET BLOC	DCN-RAW
TRADE WITH WESTERN BLOC	DON-RAW
TRADE WITH WESTERN BLOC/TRADE WITH COMMUNIST + W. BLOC	DON-RAW
TRADE/GNP	DON-RAW
TREATIES SIGNED, #	DON-RAW
TREATIES, BILATERAL	DON-RAW
TREATIES, MILITARY SIGNED, # OF	DCN-RAW
TREATIES, MULTI-LATERAL	DON-RAW
UN DAY: CELEBRATED/NOT	DON-RAW
UN EXPEND. TECHNICAL ASSIST.& RELIEF	DCN-RAW
UN PAYMENT DELINQUENCIES PRIOR TO 1956 (US\$)	DON-RAW

UN PAYMENT DELINQUENCIES/YEARLY UN ASSESSMENT
UN TECHNICAL ASSIST. FELLOWSHIP RECIPIENTS
UN TECHNICAL ASSIST. FELLOWSHIPS RECVD
UNEMPLOYED/ECONOMICALLY ACTIVE POPULATION
VEHICLES (000)
VEHICLES/POPULATION
VOTING AGE, MINIMUM
WAGES IN MANUFACTURING (BILLION DCMSTC. CURRENCY)
WAGES PLUS SALARIES/NATIONAL INCOME

DON-RAW
DON-RAW
DON-RAW
DON-RAW
DON-RAW
DON-RAW
DON-RAW
DON-RAW
DON-RAW

WILLIAM D. COPLIN AND J. MARTIN ROCHESTER, DYADIC DISPUTES.

DATA FOR TWO BASIC UNITS OF ANALYSIS FOR 71 NATIONS AND 121 CASES. THIS STUDY PROVIDES DATA TO COMPARE AND ANALYZE THE PERMANENT COURT OF INTERNATIONAL JUSTICE, INTERNATIONAL COURT OF JUSTICE, LEAGUE OF NATIONS, AND UNITED NATIONS IN THE INTERNATIONAL BARGAINING PROCESS. DATA ARE INCLUDED FOR ALL DISPUTES: (1) WHICH OCCURRED BETWEEN 1920 AND 1968; (2) WHICH WERE DYADIC, I.E., IN WHICH ONLY TWO STATES WERE DIRECTLY INVOLVED; AND (3) WHICH WERE CONSIDERED IN AT LEAST ONE OF THE FOUR INSTITUTIONS. NATION-UNIT DATA ARE DIVIDED INTO NATIONAL ATTRIBUTES OF PARTICIPANTS AND PATTERNS OF INSTITUTIONAL USAGE BY PARTICIPANTS. CASE-UNIT DATA INCLUDE CASE ATTRIBUTES AND ATTRIBUTES OF THE DYADIC RELATIONSHIP BETWEEN THE TWO PARTICIPANTS IN EACH CASE. FOR FURTHER INFORMATION SEE WILLIAM COPLIN AND J. MARTIN ROCHESTER, "THE PERMANENT COURT OF JUSTICE, THE INTERNATIONAL COURT OF JUSTICE, THE LEAGUE OF NATIONS AND THE UNITED NATIONS: A COMPARATIVE EMPIRICAL SURVEY," THE AMERICAN POLITICAL SCIENCE REVIEW, VOLUME LXVI, NUMBER 2, (JUNE, 1972), 529-550.

CASE ATTRIBUTES

DISPUTE, ACTION: NO	DYAD DISP. CA
DISPUTE, ADJUDICATION	DYAD DISP. CA
DISPUTE, ADVISORY OPINIONS, NUMBER	DYAD DISP. CA
DISPUTE, CASE DISPOSED BY INSTITUTION: MONTH, YEAR, DAY	DYAD DISP. CA
DISPUTE, CEASE FIRE ORDERED	DYAD DISP. CA
DISPUTE, COMMITTEE OF EXPERTS ESTABLISHED	DYAD DISP. CA
DISPUTE, DISPUTE INTRODUCED TO INSTITUTION: MEN., DAY, YR.	DYAD DISP. CA
DISPUTE, DISPUTE START: DAY, MON., YEAR	DYAD DISP. CA
DISPUTE, DISPUTE START: DAY, MONTH, YEAR	DYAD DISP. CA
DISPUTE, DISTANCE: GEOGRAPHICAL BETWEEN DISPUTANTS	DYAD DISP. CA
DISPUTE, DISTANCE: MILITARY BETWEEN DISPUTANTS	DYAD DISP. CA
DISPUTE, ECONOMIC INTERDEPENDENCE	DYAD DISP. CA
DISPUTE, ECONOMIC STAGES OF DEVELOPMENT: COMPARISON	DYAD DISP. CA
DISPUTE, ENFORCEMENT, BOYCOTT, EMBARGO	DYAD DISP. CA
DISPUTE, HOSTILITIES ASSOCIATED WITH CASE	DYAD DISP. CA
DISPUTE, HOSTILITIES: INSTITUTION CREDITED WITH STOPPING	DYAD DISP. CA
DISPUTE, INQUIRY	DYAD DISP. CA
DISPUTE, INSTITUTION: HOW DISPUTE INTRODUCED TO	DYAD DISP. CA
DISPUTE, INSTITUTIONAL USAGE: COMPARISON	DYAD DISP. CA
DISPUTE, INTERNATIONAL ORGANIZATION USED PREVIOUSLY	DYAD DISP. CA
DISPUTE, ISSUE IN CASE: TYPE	DYAD DISP. CA
DISPUTE, JUDGMENTS, NUMBER ISSUED	DYAD DISP. CA
DISPUTE, JUDGMENTS, NUMBER MERIT ISSUED	DYAD DISP. CA
DISPUTE, JUDGMENTS, NUMBER NON-MERIT ISSUED	DYAD DISP. CA
DISPUTE, LEAGUE OR UN ORGAN USED	DYAD DISP. CA
DISPUTE, LEAGUE/UN: HOW DISPUTE INTRODUCED TO	DYAD DISP. CA
DISPUTE, MEDIATION, COLLECTIVE/CONCILIATION	DYAD DISP. CA
DISPUTE, MEDIATOR, SINGLE	DYAD DISP. CA
DISPUTE, NEGOTIATIONS/REFERRAL TO REGIONAL ORG.: APPEAL FOR	DYAD DISP. CA
DISPUTE, PCIJ/ICJ: HOW DISPUTE INTRODUCED TO	DYAD DISP. CA
DISPUTE, POLICE FORCE	DYAD DISP. CA
DISPUTE, POLITICAL SYSTEMS: COMPARISON	DYAD DISP. CA
DISPUTE, POWER CAPABILITY, RELATIVE (GNP)	DYAD DISP. CA
DISPUTE, REGION: MEMBERSHIP IN W. EUROPEAN SOCIAL-CULTURAL	DYAD DISP. CA

DISPUTE, REGIONS, GEOGRAPHICAL: COMPARISON	DYAD DISP. CA
DISPUTE, REGIONS, SOCIAL-CULTURAL: COMPARISON	DYAD DISP. CA
DISPUTE, RESULT - FOLLOWING DISPOSAL OF DISPUTE BY INST.	DYAD DISP. CA
DISPUTE, SECRETARY-GENERAL: PRESENCE	DYAD DISP. CA
DISPUTE, SUPPORT, MATERIAL PROVIDED	DYAD DISP. CA
DISPUTE, SYSTEM-TYPE AT TIME OF INTRODUCTION OF CASE	DYAD DISP. CA
DISPUTE, TRUCE SUPERVISION ESTABLISHED	DYAD DISP. CA

PARTICIPANT ATTRIBUTES

CASE INTRODUCED: MONTH, YEAR	DYAD DISP. PA
DISPUTE INTRODUCED TO INSTITUTION: HOW	DYAD DISP. PA
ECONOMIC DEVELOPMENT: STAGE	DYAD DISP. PA
GOVERNMENTAL FORM, CURRENT: MONTH BEGAN	DYAD DISP. PA
GOVERNMENTAL FORM, CURRENT: YEAR BEGAN	DYAD DISP. PA
INDEPENDENCE ACHIEVED: YEAR	DYAD DISP. PA
INDEPENDENCE TERMINATED: YEAR	DYAD DISP. PA
INSTITUTIONAL USAGE: DEGREE	DYAD DISP. PA
POLITICAL SIGNIFICANT CONFLICT	DYAD DISP. PA
POLITICAL SYSTEM: TYPE	DYAD DISP. PA
REGION: GEOGRAPHICAL	DYAD DISP. PA
REGION: SOCIAL-CULTURAL	DYAD DISP. PA

PATPATTERNS OF PARTICIPATION

CASES AS OBJECT OR RESPONDENT: TOTAL FOR THE FOUR	DYAD DISP. PP
CASES INTRODUCED BY OR AS APPLICANT: TOTAL FOR THE FOUR	DYAD DISP. PP
CASES PARTICIPATED IN TOTAL (PCIJ, ICJ, LEAGUE, UN)	DYAD DISP. PP
CASES: AVG INDEX PARTICIPATION IN PCIJ, ICJ, LEAGUE, UN	DYAD DISP. PP
CASES: INTRC. JOINTLY (PCIJ, ICJ, LEAGUE, UN)	DYAD DISP. PP
CASES: TOTAL INDEX PARTICIPATION IN PCIJ, ICJ, LEAGUE, UN	DYAD DISP. PP
INDEPENDENCE ACHIEVED: YEAR	DYAD DISP. PP
INDEPENDENCE TERMINATED: YEAR	DYAD DISP. PP
INT'L COURT OF JUSTICE, AVERAGE INDEX PARTICIPATION IN	DYAD DISP. PP
INT'L COURT OF JUSTICE, NUMBER CASES AS APPLICANT	DYAD DISP. PP
INT'L COURT OF JUSTICE, NUMBER CASES AS RESPONDENT	DYAD DISP. PP
INT'L COURT OF JUSTICE, NUMBER CASES INTRC. JOINTLY	DYAD DISP. PP
INT'L COURT OF JUSTICE, NUMBER CASES PARTICIPATED IN	DYAD DISP. PP
INT'L COURT OF JUSTICE, TOTAL INDEX PARTICIPATION IN	DYAD DISP. PP
LEAGUE AND UN, # CASES AS OBJECT OF UNILATERALLY INTRO.	DYAD DISP. PP
LEAGUE AND UN, AVERAGE INDEX PARTICIPATION IN	DYAD DISP. PP
LEAGUE AND UN, NUMBER CASES INTRC. JOINTLY	DYAD DISP. PP
LEAGUE AND UN, NUMBER CASES INTRO. UNILATERALLY	DYAD DISP. PP
LEAGUE AND UN, NUMBER CASES PARTICIPATED IN	DYAD DISP. PP
LEAGUE AND UN, TOTAL INDEX PARTICIPATION IN	DYAD DISP. PP
LEAGUE OF NATIONS, # CASES AS OBJECT OF UNILATERAL INTRC.	DYAD DISP. PP
LEAGUE OF NATIONS, AVERAGE INDEX OF PARTICIPATION IN	DYAD DISP. PP
LEAGUE OF NATIONS, NUMBER CASES INTRC. JOINTLY	DYAD DISP. PP
LEAGUE OF NATIONS, NUMBER CASES PARTICIPATED IN	DYAD DISP. PP
LEAGUE OF NATIONS, NUMBER OF CASES INTRODUCED UNILATERALLY	DYAD DISP. PP
LEAGUE OF NATIONS, TOTAL INDEX OF PARTICIPATION IN	DYAD DISP. PP
PERM. CT. INT'L JUSTICE, AVERAGE INDEX PARTICIPATION IN	DYAD DISP. PP
PERM. CT. INT'L JUSTICE, NUMBER CASES AS APPLICANT	DYAD DISP. PP
PERM. CT. INT'L JUSTICE, NUMBER CASES AS RESPONDENT	DYAD DISP. PP
PERM. CT. INT'L JUSTICE, NUMBER CASES INTRC. JOINTLY	DYAD DISP. PP
PERM. CT. INT'L JUSTICE, NUMBER CASES PARTICIPATED IN	DYAD DISP. PP
PERM. CT. INT'L JUSTICE, TOTAL INDEX PARTICIPATION IN	DYAD DISP. PP
UN, AVERAGE INDEX PARTICIPATION IN	DYAD DISP. PP
UN, NUMBER CASES AS OBJECT OF UNILATERALLY INTRC.	DYAD DISP. PP
UN, NUMBER CASES INTRO. JOINTLY	DYAD DISP. PP

UN, NUMBER CASES INTRO. UNILATERALLY
UN, NUMBER CASES PARTICIPATED IN
UN, TOTAL INDEX PARTICIPATION IN
WORLD COURT AVERAGE INDEX OF PARTICIPATION IN
WORLD COURT NUMBER OF CASES AS APPLICANT
WORLD COURT NUMBER OF CASES AS RESPONDENT
WORLD COURT NUMBER OF CASES INTRC. JOINTLY
WORLD COURT NUMBER OF CASES PARTICIPATED IN
WORLD COURT TOTAL INDEX OF PARTICIPATION IN

DYAD DISP. PP
DYAD DISP. PP
DYAD DISP. PP
DYAD DISP. PP
DYAD DISP. PP
DYAD DISP. PP
DYAD DISP. PP
DYAD DISP. PP
DYAD DISP. PP

RUDDOLPH J. RUMMEL, FOREIGN CONFLICT BEHAVIOR.

APPROXIMATELY 13,000 EVENTS SUCH AS BORDER CLASHES AND THREATS ON OVER 30 DESCRIPTIVE VARIABLES FOR 82 NATIONS. THE SOURCE OF THE DATA AS WELL AS MEASURES OF ITS RELIABILITY HAVE ALSO BEEN CODED. THE PERIODS OF TIME COVERED INCLUDE 1955, 1962-1965, AND THE FIRST FOUR MONTHS OF 1966.

EVENT, COMMUNICATION, CONTEXT OF	FRGN CONFLICT
EVENT, ACTOR IN CONFLICT	FRGN CONFLICT
EVENT, ANTI-FOREIGN RIOTS	FRGN CONFLICT
EVENT, ATTACK METHODS: BOMBING	FRGN CONFLICT
EVENT, ATTACK METHODS: FIRE	FRGN CONFLICT
EVENT, ATTACK METHODS: FIREARMS	FRGN CONFLICT
EVENT, ATTACK METHODS: HAND	FRGN CONFLICT
EVENT, ATTACK METHODS: HEAVY ARMAMENT	FRGN CONFLICT
EVENT, ATTACK METHODS: MISSILES, ROCKS, BOTTLES	FRGN CONFLICT
EVENT, ATTACK METHODS: SNIPING	FRGN CONFLICT
EVENT, ATTACK METHODS: UNCLASSIFIED	FRGN CONFLICT
EVENT, ATTACK ON CITIZENS	FRGN CONFLICT
EVENT, ATTACK ON EMBASSY	FRGN CONFLICT
EVENT, ATTACK ON FLAG	FRGN CONFLICT
EVENT, ATTACK ON MILITARY INSTALLATION OR EQUIPMENT	FRGN CONFLICT
EVENT, ATTACK ON MILITARY PERSONNEL	FRGN CONFLICT
EVENT, ATTACK ON OTHER OFFICIAL PROPERTY	FRGN CONFLICT
EVENT, ATTACK ON PRIVATE PROPERTY	FRGN CONFLICT
EVENT, BANDITRY, CROSS BORDER	FRGN CONFLICT
EVENT, CASUALTIES IN UNOFFICIAL VIOLENCE (ESTIMATE)	FRGN CONFLICT
EVENT, CASUALTIES IN UNOFFICIAL VIOLENCE (EXACT)	FRGN CONFLICT
EVENT, CASUALTIES (ESTIMATE) (VIOLENT ACT)	FRGN CONFLICT
EVENT, CASUALTIES (EXACT) (VIOLENT ACT)	FRGN CONFLICT
EVENT, COMMENTS OR QUALIFICATIONS	FRGN CONFLICT
EVENT, COMMUNICATION, DESTINATION OF	FRGN CONFLICT
EVENT, DATA COMPLETE OR NOT	FRGN CONFLICT
EVENT, DURATION (DAY LIMIT) (OFFICIAL WARNING)	FRGN CONFLICT
EVENT, DURATION (DAY LIMIT) (VIOLENT ACT)	FRGN CONFLICT
EVENT, DURATION (ESTIMATE) (OFFICIAL WARNING)	FRGN CONFLICT
EVENT, DURATION (ESTIMATE) (VIOLENT ACT)	FRGN CONFLICT
EVENT, DURATION (EXACT DAYS) (OFFICIAL WARNING)	FRGN CONFLICT
EVENT, DURATION (EXACT NUMBER OF DAYS) (VIOLENT ACT)	FRGN CONFLICT
EVENT, FORCES INVOLVED (OFFICIAL WARNING)	FRGN CONFLICT
EVENT, FORCES INVOLVED (VIOLENT ACT)	FRGN CONFLICT
EVENT, KILL (EXACT) (VIOLENT ACT)	FRGN CONFLICT
EVENT, KILLED IN UNOFFICIAL VIOLENCE	FRGN CONFLICT
EVENT, MILITARY ACTIONS (ESTIMATE) (VIOLENT ACT)	FRGN CONFLICT
EVENT, MONTH CONFLICT BEGAN	FRGN CONFLICT
EVENT, NEGATIVE BEHAVIOR ACT	FRGN CONFLICT
EVENT, NON-VIOLENT UNOFF. ACT--NO. INVOLVED (10,000-99,999)	FRGN CONFLICT
EVENT, NON-VIOLENT UNOFFICIAL ACT	FRGN CONFLICT
EVENT, NON-VIOLENT UNOFFICIAL ACT--NO. INVOLVED (100,000)	FRGN CONFLICT
EVENT, NON-VIOLENT UNOFFICIAL ACT--NO. INVOLVED (ESTIMATE)	FRGN CONFLICT
EVENT, NON-VIOLENT UNOFFICIAL ACT--NO. INVOLVED (EXACT)	FRGN CONFLICT
EVENT, NUMBER INVOLVED IN UNOFFICIAL VIOLENCE (ESTIMATE)	FRGN CONFLICT
EVENT, NUMBER INVOLVED IN UNOFFICIAL VIOLENCE (EXACT)	FRGN CONFLICT
EVENT, NUMBER OF ARRESTS	FRGN CONFLICT
EVENT, NUMBER OF MILITARY ACTIONS OR CLASHES	FRGN CONFLICT

EVENT, OBJECT IN CONFLICT	FRGN CONFLICT
EVENT, OFFICIAL ACT	FRGN CONFLICT
EVENT, OFFICIAL CLASSIFICATION	FRGN CONFLICT
EVENT, ORIGINAL SOURCE	FRGN CONFLICT
EVENT, PERSONNEL INVOLVED (ESTIMATE) (OFFICIAL WARNING)	FRGN CONFLICT
EVENT, PERSONNEL INVOLVED (ESTIMATE) (VIOLENT ACT)	FRGN CONFLICT
EVENT, PERSONNEL INVOLVED (EXACT) (OFFICIAL WARNING)	FRGN CONFLICT
EVENT, PERSONNEL INVOLVED (EXACT) (VIOLENT ACT)	FRGN CONFLICT
EVENT, POSSIBLE RELIABILITY	FRGN CONFLICT
EVENT, SOURCE	FRGN CONFLICT
EVENT, SOURCE OF COMMUNICATION	FRGN CONFLICT
EVENT, THEME OF OFFICIAL COMMUN. -ACCUSE AGGRESSIVE POLICIES	FRGN CONFLICT
EVENT, THEME OF OFFICIAL COMMUN. -ACCUSE DEVIOUS METHODS	FRGN CONFLICT
EVENT, THEME OF OFFICIAL COMMUN. -ACCUSE HOSTILITY	FRGN CONFLICT
EVENT, THEME OF OFFICIAL COMMUN. -ACCUSE ILLEGAL ACTS	FRGN CONFLICT
EVENT, THEME OF OFFICIAL COMMUN. -ACCUSE IN COMPLICITY	FRGN CONFLICT
EVENT, THEME OF OFFICIAL COMMUN. -ACCUSE INTIMIDATION	FRGN CONFLICT
EVENT, THEME OF OFFICIAL COMMUN. -ACCUSE PROVOCATION	FRGN CONFLICT
EVENT, THEME OF OFFICIAL COMMUN. -ACCUSE RSPNSBLTY VIOLENCE	FRGN CONFLICT
EVENT, THEME OF OFFICIAL COMMUN. -ACCUSE SUBVERSION	FRGN CONFLICT
EVENT, THEME OF OFFICIAL COMMUN. -ACCUSE THREATENING PEACE	FRGN CONFLICT
EVENT, THEME OF OFFICIAL COMMUN. -ACCUSE VIOLENT ACTS	FRGN CONFLICT
EVENT, THEME OF OFFICIAL COMMUN. -DENUNCIATION	FRGN CONFLICT
EVENT, THEME OF OFFICIAL COMMUN. -THREAT	FRGN CONFLICT
EVENT, THEME OF OFFICIAL COMMUN. -UNCLASSIFIED	FRGN CONFLICT
EVENT, THEME OF OFFICIAL COMMUN. -WARNING	FRGN CONFLICT
EVENT, THEME OF OFFICIAL COMMUN., MAJOR	FRGN CONFLICT
EVENT, THEME OFFICIAL COMMUN. -ACCUSE INT. INTERF.	FRGN CONFLICT
EVENT, THEME OFFICIAL COMMUN. -ACCUSE TERRITORY VIOLATION	FRGN CONFLICT
EVENT, THEME OFFICIAL COMMUN. -ACCUSE VIOLATIONS OF TREATY	FRGN CONFLICT
EVENT, TO WHOM CASUALTIES REFER	FRGN CONFLICT
EVENT, TO WHOM CASUALTIES REFER	FRGN CONFLICT
EVENT, TO WHOM INVOLVED DATA REFERS	FRGN CONFLICT
EVENT, TO WHOM PERSONNEL INVOLVED	FRGN CONFLICT
EVENT, TRIBAL WAR, CROSS BORDER	FRGN CONFLICT
EVENT, UNCOUNTABLE ANTI-FOREIGN RIOTS	FRGN CONFLICT
EVENT, UNOFFICIAL ACTS	FRGN CONFLICT
EVENT, WOUNDED (EXACT) (VIOLENT ACT)	FRGN CONFLICT
EVENT, WOUNDED IN UNOFFICIAL VIOLENCE	FRGN CONFLICT
EVENT, YEAR CONFLICT BEGAN	FRGN CONFLICT

TED GURR, GENESIS OF CIVIL VIOLENCE PROJECT: 1961-1963.
 DATA FOR 114 NATIONS ON 60 VARIABLES FOR YEARS 1961
 1962, AND 1963. THIS STUDY CONSISTS OF AGGREGATE DATA
 ON INDICATORS OF CIVIL VIOLENCE AND ITS PREDICTORS.
 NATIONS HAVE ALSO BEEN CATEGORIZED INTO FOUR CLUSTERS,
 ORIGINALLY BASED ON A FACTOR ANALYSIS, INCLUDING POLITICAL
 SOCIO-CULTURAL, TECHNOLOGICAL DEVELOPMENT, AND SIZE OF
 POPULATION AND PRODUCTION CENTER CLUSTERS. SEE TED GURR,
 "CONDITIONS OF CIVIL VIOLENCE: FIRST TESTS OF A CAUSAL
 MODEL," IN JOHN GILLESPIE AND BETTY NESVOLD (EDS.),
 MACRO-QUANTITATIVE ANALYSIS, BEVERLY HILLS, CALIFORNIA:
 SAGE PUBLICATIONS, 1971.

AMPLITUDE 1961	GURR. 1
AMPLITUDE 1962	GURR. 1
AMPLITUDE 1963	GURR. 1
CENTRAL GOV'T BUDGETED EXPENDITURE PER CAPITA 1951-61	GURR. 1
CENTRAL GOVERNMENT BUDGETED EXPENDITURE PER CAPITA 1961	GURR. 1
CIVIL VIOLENCE 1961-63	GURR. 1
CIVIL VIOLENCE, DURATION 1961-63	GURR. 1
CONSPIRACY & INTERNAL WAR 1961-63	GURR. 1
CONSPIRACY 1961-63	GURR. 1
CONSPIRACY, TURMOIL, & INTERNAL WAR 1961-63	GURR. 1
DISCRIMINATION: SYSTEMATIC GROUP C.1960	GURR. 1
DURATION 1961	GURR. 1
DURATION 1962	GURR. 1
DURATION 1963	GURR. 1
EMPLCYMENT: LABOR UNION MBRSHIP AS % NONAGRIC. C.1960	GURR. 1
EXECUTIVE STABILITY 1945-1961	GURR. 1
GDP: % BUDGETED CENTRAL GOV'T 1962	GURR. 1
INCOME, PER CAP: SHORT-RUN FLUCTNS IN GRWTH RATE 1953-62	GURR. 1
INCOME, PER CAPITA (GROWTH RATE 1953-1962	GURR. 1
INCOME, PER CAPITA REAL 1960	GURR. 1
INCOME, PER CAPITA 1958	GURR. 1
INCOME: PER EXPECTANT CAPITA GROWTH RATE 1963-62	GURR. 1
INCOME: PER EXPECTANT CAPITA 1960	GURR. 1
INTENSITY 1961	GURR. 1
INTENSITY 1962	GURR. 1
INTENSITY 1963	GURR. 1
INTENSITY, TOTAL 1961-63	GURR. 1
INTERNAL SECURITY FORCES PER 10,000 ADULTS	GURR. 1
INTERNAL WAR 1961-63	GURR. 1
INTERVENTION, MILITARY	GURR. 1
MAGNITUDE 1961	GURR. 1
MAGNITUDE 1962	GURR. 1
MAGNITUDE 1963	GURR. 1
MAGNITUDE, TOTAL 1961-63	GURR. 1
MIGRANTS TO CITY: DECENNIAL INCREASE C1950-C.1960	GURR. 1
MILITARY PERSONNEL PER 10,000 ADULTS	GURR. 1
PERVASIVENESS TOTAL 1961-63	GURR. 1
PERVASIVENESS 1961	GURR. 1
PERVASIVENESS 1962	GURR. 1
PERVASIVENESS 1963	GURR. 1
POLITICAL COMMITMENT TO MODERNIZATION	GURR. 1
POLITICAL ELITE: ACCESS TO POSITIONS	GURR. 1
POLITICAL PARTY SYSTEM STABILITY	GURR. 1
POLITICAL RULE CLUSTER	GURR. 1

POLITICAL SEPARATISM	GURR. 1
POPULATION & PRODUCTIVITY CLUSTER	GURR. 1
POPULATION OF CITIES 20,000 OR MORE	GURR. 1
PROTEST: HODLE FACTOR SCORES FOR NON-VIOLENT 1948-1962	GURR. 1
SCHOOL ATTENDANCE: ANNUAL CHANGE IN PROPORTIONAL 1950-60	GURR. 1
SCHOOL-LEAVERS: INCREMENT IN TECH & HIGHER EDUC. 1950-60	GURR. 1
SCHOOL: % SCHOOL AGED MALES IN, 1950	GURR. 1
SCHOOL: % SCHOOL AGED MALES IN, 1960	GURR. 1
SOCIO-CULTURAL CLUSTER	GURR. 1
TECHNOLOGICAL DEVELOPMENT CLUSTER	GURR. 1
TRANSPORTATION NETWORKS: SCOPE OF MODERN	GURR. 1
TURMOIL & INTERNAL WAR 1961-63	GURR. 1
TURMOIL 1961-63	GURR. 1
UNDEREMPLOYMENT OF EXPECTANT POPULATION WITH TEN YEAR LAG	GURR. 1
UNEMPLOYMENT OF EXPECTANT POPULATION 1960	GURR. 1
VIOLENCE: HODLE FACTOR SCORE FOR COLLECTIVE 1948-62	GURR. 1

BARRY HUGHES, DYADIC AND MULTILATERAL EVENTS: 1948-1970.

DATA ON 10,000 DYADIC AND MULTILATERAL EVENTS INVOLVING NATO AND WARSAW TREATY NATIONS AS WELL AS THE PEOPLE'S REPUBLIC OF CHINA, SWEDEN, NORTH VIETNAM, YUGOSLAVIA, NORTH KOREA, MONGOLIA AND AUSTRIA. ONLY ACTIONS ARE INCLUDED, NOT PURELY VERBAL EVENTS SUCH AS SPEECHES AND RESOLUTIONS. EVENTS ARE CODED WITH THE MOSES/BRODY CONFLICT COOPERATION SCALE. THE SOURCE OF THE DATA IS KEESING'S CONTEMPORARY ARCHIVE.

EVENT, CODE VALUE ASSOCIATED WITH THE
EVENT, I.D. OF NATIONS INVOLVED IN THE
EVENT, MONTH AND YEAR OF
EVENT, NUMBER OF NATIONS INVOLVED IN THE

HUGHES EV
HUGHES EV
HUGHES EV
HUGHES EV

HAROLD K. JACOBSON, THE UNITED NATIONS AND COLONIALISM.

DATA ON 1,166 U.N. ROLL CALLS. THE UNIT OF ANALYSIS IS THE U.N. ROLL CALL, SPECIFICALLY, ANY ROLL CALL FROM 1946 TO 1967 CONCERNED WITH THE ISSUE OF COLONIALISM. THE DATA CONTAIN INFORMATION ABOUT EACH ROLL CALL AND THE VOTING RECORD OF U.N. MEMBER-COUNTRIES ON EACH ROLL CALL. DATA SOURCES WERE THE UNITED NATIONS GENERAL ASSEMBLY OFFICIAL RECORDS. DATA ARE IN VOTE FORMAT. THAT IS, THE ROLL CALL VOTE IS THE CASE; THE VOTE OF EACH MEMBER AND OTHER DESCRIPTIVE INFORMATION ARE THE VARIABLES.

U.N. ROLL CALL;	ON COLONIALISM:	CATEGORY OF ISSUE.	JACOBSON
U.N. ROLL CALL;	ON COLONIALISM:	NATURE OF VOTE.	JACOBSON
U.N. ROLL CALL;	ON COLONIALISM:	OBJECT OF THE VOTE.	JACOBSON
U.N. ROLL CALL;	ON COLONIALISM:	ORGAN WHERE OCCURRED.	JACOBSON
U.N. ROLL CALL;	ON COLONIALISM:	SESSION (NO.) WHEN TAKEN.	JACOBSON
U.N. ROLL CALL;	ON COLONIALISM:	WHETHER PASSED OR FAILED.	JACOBSON
U.N. ROLL CALL;	ON COLONIALISM:	YEAR WHEN TAKEN.	JACOBSON
U.N. ROLL CALL;	ON COLONIALISM:	CONST/STRUCTL IMPLICATNS	JACOBSON
U.N. ROLL CALL;	ON COLONIALISM:	COUNTRY VOTING RECORDS	JACOBSON

PATRICK MCGOWAN AND MICHAEL O'LEARY, LEARNING PACKAGE 4: COMPARATIVE FOREIGN POLICY.

THIS LEARNING PACKAGE PROVIDES AN INTRODUCTION TO COMPARATIVE FOREIGN POLICY ANALYSIS AND A DISCUSSION OF HOW TO EMPLOY RIGOROUS TECHNIQUES TO DEVELOP IDEAS ABOUT THE CAUSES AND CONSEQUENCES OF FOREIGN POLICY. DATA ARE AVAILABLE ON 38 VARIABLES FOR 114 STATES. THE DATA ARE GENERALLY FOR THE MID-1960'S AND INCLUDE INDICATORS OF SIZE, WEALTH, DOMESTIC SITUATION AND INTERNATIONAL INTERACTION. DATA ORIGINALLY INTENDED FOR USE WITH PATRICK MCGOWAN AND MICHAEL O'LEARY LEARNING PACKAGE 4 -- COMPARATIVE FOREIGN POLICY ANALYSIS MATERIALS MARKHAM PUBLISHING COMPANY, 1971. CLASS II.

ALLIANCE BLOC MEMBERSHIP	LERN 4
CIVIL STRIFE, LEVEL	LERN 4
CONFLICT ACTS RECEIVED, OUTSIDE REGION	LERN 4
CONFLICT ACTS RECEIVED, REGION	LERN 4
CONFLICT ACTS RECEIVED, TOTAL	LERN 4
CONFLICT ACTS RECEIVED, US	LERN 4
CONFLICT ACTS RECEIVED, USSR	LERN 4
CONFLICT ACTS SENT, OUTSIDE REGION	LERN 4
CONFLICT ACTS SENT, TO REGION	LERN 4
CONFLICT ACTS SENT, TO US	LERN 4
CONFLICT ACTS SENT, TO USSR	LERN 4
CONFLICT ACTS SENT, TOTAL	LERN 4
COOPERATIVE ACTS RECEIVED, OUTSIDE REGION	LERN 4
COOPERATIVE ACTS RECEIVED, REGION	LERN 4
COOPERATIVE ACTS RECEIVED, TOTAL	LERN 4
COOPERATIVE ACTS RECEIVED, US	LERN 4
COOPERATIVE ACTS RECEIVED, USSR	LERN 4
COOPERATIVE ACTS SENT, OUTSIDE REGION	LERN 4
COOPERATIVE ACTS SENT, TO REGION	LERN 4
COOPERATIVE ACTS SENT, TO US	LERN 4
COOPERATIVE ACTS SENT, TO USSR	LERN 4
COOPERATIVE ACTS SENT, TOTAL	LERN 4
COUNTRIES, NUMBER CONTIGUOUS	LERN 4
DIPLOMATIC MISSION, AVERAGE SIZE	LERN 4
GROSS NATIONAL PRODUCT	LERN 4
INTERNATIONAL LAW, DEGREE OF SUPPORT FOR	LERN 4
MILITARY EXPENDITURE	LERN 4
POLITICAL SYSTEM, TYPE	LERN 4
POPULATION	LERN 4
REGIME, CHARACTER OF	LERN 4
REGION	LERN 4
SOCIOCULTURAL CLASSIFICATION	LERN 4
TRADE, LEVEL OF	LERN 4
U.S., DEGREE OF SUPPORT FOR	LERN 4
VOTING AGREEMENT WITH INDIA	LERN 4
VOTING AGREEMENT WITH US	LERN 4
VOTING AGREEMENT WITH USSR	LERN 4

BARRY M. BLECHMAN, MIDDLE EAST EVENT/INTERACTION DATA:
1949-1969.

DATA ON SOME 10,000 EVENTS BETWEEN JULY 1, 1949
AND JUNE 30, 1969. ONLY EVENTS IN WHICH ISRAEL, EGYPT,
SYRIA, JORDAN, LEBANON AND IRAQ WERE ACTORS AND TARGETS
(ALTHOUGH THIRD PARTIES ACTING AS MEDIATORS ARE ALSO
INCLUDED AS TARGETS) ARE INCLUDED. EVENTS ARE CODED
FOR ACTOR, TARGET, THE 22 ACTION CATEGORIES OF THE
WORLD EVENT/INTERACTION SURVEY, ARENA, AND RELIABILITY.
SOURCE WAS THE NEW YORK TIMES INDEX. A FORTRAN IV
PROGRAM-MIDEAST-IS AVAILABLE TO PROCESS THE EVENT/
INTERACTION DATA BY OUTPUTTING FREQUENCY DISTRIBUTIONS
OVER TIME AND ACTION TYPE, OF ALL EVENTS MEETING USER
SPECIFIED CRITERIA OF ACTOR, TARGET, ARENA, AND
RELIABILITY.

EVENT, ACTION TYPE OF
EVENT, ACTOR (MACRO, MICRO)
EVENT, I.D. NUMBER OF THE
EVENT, RELIABILITY
EVENT, SUBJECT MATTER OF THE
EVENT, TARGET OF
EVENT, YEAR, MONTH, DAY OF

M EAST INTR
M EAST INTR
M EAST INTR
M EAST INTR
M EAST INTR
M EAST INTR
M EAST INTR

BARRY M. BLECHMAN, MIDDLE EAST MILITARY EVENT DATA: 1949-1969.

DATA ON ABOUT 3,800 EVENTS WHICH ARE STRICTLY PHYSICAL CONFLICT INTERACTIONS. THE DATA ARE DESCRIBED IN GREATER DETAIL THAN IN THE ABOVE DATA AND HAVE BEEN OBTAINED FROM A WIDE RANGE OF SOURCES INCLUDING: THE NEW YORK TIMES, THE JERUSALEM POST, TRANSCRIPTS OF U.N. SECURITY COUNCIL MEETINGS AND OTHER U.N. SOURCES. DATA CONSIST OF DATE, PARTICIPANTS, REPORTS, TYPE OF EVENT, AND CASUALTIES. DATA ARE AGGREGATED TO TEN-DAY SUMMARIES FOR EACH ISRAEL-BORDERING ARAB STATE DYAD. FOR FURTHER INFORMATION ON BOTH DATA SETS SEE BARRY M. BLECHMAN, "A QUANTITATIVE DESCRIPTION OF ARAB-ISRAELI INTERACTIONS, 1949-1969: DATA SETS AND PROCESSOR," PROFESSIONAL PAPER 78, CENTER FOR NAVAL ANALYSES, WASHINGTON, D.C., SEPTEMBER, 1971.

EVENT, ARAB CASUALTIES	M EAST MIL EV
EVENT, ARAB FATALITIES	M EAST MIL EV
EVENT, DATE OF ARAB-ISRAELI MILITARY EVENT	M EAST MIL EV
EVENT, EVENT TYPE	M EAST MIL EV
EVENT, INCIDENTS, NUMBER OF	M EAST MIL EV
EVENT, ISRAELI CASUALTIES	M EAST MIL EV
EVENT, ISRAELI FATALITIES	M EAST MIL EV
EVENT, PARTICIPANT OTHER THAN ISRAEL	M EAST MIL EV
EVENT, SOURCE OF INFORMATION	M EAST MIL EV

JOHN GILLESPIE AND DINA ZINNES. MILITARY DEFENSE
EXPENDITURE DATA: 1948-1970.

DATA FOR 123 NATIONS FOR MILITARY DEFENSE
EXPENDITURES. THE DATA ARE EITHER IN U.S.
DOLLARS OR NATIONAL CURRENCY WITH AN EXCHANGE RATE
PROVIDED. SOURCES ARE U.N. STATISTICAL YEARBOOK; U.S.
ACDA PUBLICATIONS, AND THE UN STATISTICAL BULLETIN FOR
LATIN AMERICA.

MILITARY DEFENSE EXPEND. OF NATION
MILITARY DEFENSE EXPEND. OF NATION, DATA SOURCE
MILITARY DEFENSE EXPEND. OF NATION, EXCHANGE RATE

MIL DEF EXP
MIL DEF EXP
MIL DEF EXP

ROBERT NORTH, RICHARD LAGERSTROM AND WILLIAM MITCHELL, BRITISH SPEECHES 1870-1914 AND GERMAN SPEECHES (IN GERMAN) 1871-1912.

THIS DATA SET CONTAINS COMPUTER-READABLE TEXT OF BRITISH PARLIAMENTARY "SPEECHES IN REPLY" OF 1870 TO 1914 (APPROXIMATELY 220,000 WORDS) AND THE GERMAN TEXT OF GERMAN REICHSTAG "SPEECHES FROM THE THRONE" OF 1871-1921 (APPROXIMATELY 80,000 WORDS). ALSO INCLUDED ARE TWO BRITISH EQUIVALENCE DECKS. THE FIRST INCLUDES (A) GEOGRAPHIC EQUIVALENCES; (B) THE FULL GENERAL INQUIRER POLITICAL DICTIONARY; AND (C) WORDS FROM THE BRITISH TEXT EQUIVALENCED UNDER EITHER A OR B. THE SECOND EQUIVALENCE DECK IS A SHORTENED VERSION OF THE FIRST WITH ABOUT ONE HUNDRED KEYWORDS IN THREE DIMENSIONS: GEOGRAPHIC, AFFECT AND STRENGTH. A PROGRAM CALLED DICTION IS AVAILABLE FOR USE WITH THESE TEXTS.

RICHARD CADY AND WILLIAM PRINCE, POLITICAL CONFLICTS:
1944-1966.

DATA FOR 323 CONFLICTS. THESE DATA WERE SUPPLIED
BY THE SOCIAL SCIENCE DIVISION, BENDIX CORPORATION.
THE DATA SET CONTAINS INFORMATION ON POLITICAL CONFLICTS
WHICH OCCURRED DURING THE PERIOD 1944 TO 1966. FOR EACH
CONFLICT, THE VARIABLES INCLUDE MEASURES OF DURATION, THE
TYPE OF MILITARY OPERATIONS, THE TYPE OF CONFLICT, THE
METHOD OF TERMINATION, AND THE OUTCOME WITH REGARD TO
THE UNITED STATES.

CONFLICT, AIR OPERATIONS IN CONFLICT	POLI CONFLCTS
CONFLICT, AN INTERNATIONAL BLOCKADE	POLI CONFLCTS
CONFLICT, CIVIL DISORDER	POLI CONFLCTS
CONFLICT, COLONIAL CONFLICT ISSUE	POLI CONFLCTS
CONFLICT, CONFLICT LOCATION ASIA	POLI CONFLCTS
CONFLICT, CONFLICT LOCATION EUROPE	POLI CONFLCTS
CONFLICT, CONFLICT LOCATION LATIN AMERICA	POLI CONFLCTS
CONFLICT, CONFLICT LOCATION MIDDLE EAST AND NORTH AFRICA	POLI CONFLCTS
CONFLICT, CONFLICT LOCATION SOUTHEAST ASIA	POLI CONFLCTS
CONFLICT, CONFLICT LOCATION SUB-SAHARAN AFRICA	POLI CONFLCTS
CONFLICT, CONFLICT OUTCOME IS FAVORABLE TO US INTEREST	POLI CONFLCTS
CONFLICT, CONFLICT OUTCOME IS UNFAVORABLE TO US INTEREST	POLI CONFLCTS
CONFLICT, COUP D'ETAT	POLI CONFLCTS
CONFLICT, CPR PARTICIPATION IN CONFLICT	POLI CONFLCTS
CONFLICT, DAY IN WHICH ORGANIZED FORCE FIRST USED	POLI CONFLCTS
CONFLICT, DISRUPTIVE EFFECTS OF CONFLICT	POLI CONFLCTS
CONFLICT, DURATION OF CONFLICT	POLI CONFLCTS
CONFLICT, EAST-WEST CONFLICT ISSUE	POLI CONFLCTS
CONFLICT, ENDING DAY, MON., YEAR OF CONFLICT	POLI CONFLCTS
CONFLICT, GROUND OPERATIONS IN CONFLICT	POLI CONFLCTS
CONFLICT, GUERRILLA WAR	POLI CONFLCTS
CONFLICT, INSURRECTION	POLI CONFLCTS
CONFLICT, INTERNATIONAL INCIDENT	POLI CONFLCTS
CONFLICT, MILITARY REVOLT OR MUTINY	POLI CONFLCTS
CONFLICT, MONTH IN WHICH ORGANIZED FORCE FIRST USED	POLI CONFLCTS
CONFLICT, NAME OF CONFLICT	POLI CONFLCTS
CONFLICT, OTHER COMMUNIST NATIONS PARTICIPATION IN CONFLICT	POLI CONFLCTS
CONFLICT, OVERT CIVIL WAR	POLI CONFLCTS
CONFLICT, OVERT INTERNATIONAL COMBAT	POLI CONFLCTS
CONFLICT, SEA OPERATION IN CONFLICT	POLI CONFLCTS
CONFLICT, SHOW OF FORCE	POLI CONFLCTS
CONFLICT, THE CONFLICT TERMINATED BY MILITARY VICTORY	POLI CONFLCTS
CONFLICT, THE CONFLICT TERMINATED CONCLUSIVELY	POLI CONFLCTS
CONFLICT, TOTAL CONFLICT DEATHS/DURATION OF THE CONFLICT	POLI CONFLCTS
CONFLICT, TOTAL CONFLICT DEATHS/POPULATION	POLI CONFLCTS
CONFLICT, TOTAL DEATHS RESULTING FROM CONFLICT	POLI CONFLCTS
CONFLICT, TOTAL NATIONS INVOLVED IN CONFLICT	POLI CONFLCTS
CONFLICT, UN PARTICIPATION IN CONFLICT	POLI CONFLCTS
CONFLICT, US PARTICIPATION IN CONFLICT	POLI CONFLCTS
CONFLICT, USSR PARTICIPATION IN CONFLICT	POLI CONFLCTS
CONFLICT, YEAR IN WHICH ORGANIZED FORCE FIRST USED	POLI CONFLCTS

IVO FEIERABEND, ROSALIND FEIERABEND AND BETTY NESVOLD,
POLITICAL EVENTS PROJECT: 1948-1965.

DATA ON 8,000 EVENTS FOR 84 COUNTRIES. THIS STUDY
IS CONCERNED WITH THE AMOUNT OF CONFLICT DIRECTED BY
GROUPS AND INDIVIDUALS IN THE PREVAILING POLITICAL
SYSTEM AGAINST OTHER GROUPS OR PERSONS. THE DATA
COVER THE INTERVAL 1948-1965. TWENTY-EIGHT CATEGORIES
ARE USED TO CLASSIFY THE EVENTS. THE STUDY PROVIDES
A CONFLICT INTENSITY RATING FOR EACH EVENT. THE DATA
SOURCES WERE THE ENCYCLOPEDIA BRITANNICA YEARBOOK AND
DEADLINE DATA ON WORLD AFFAIRS. AN ADDITIONAL DATA SET
IS BEING PREPARED FROM THE NEW YORK TIMES FOR THE PERIOD
1955-1964. DATA WERE ORIGINALLY USED IN IVO FEIERABEND
AND ROSALIND FEIERABEND, "AGGRESSIVE BEHAVIORS WITHIN
POLITIES, 1948-1962," IN JOHN GILLESPIE AND BETTY
NESVOLD (EDS.), MACRO-QUANTITATIVE ANALYSIS, BEVERLY
HILLS, CALIFORNIA: SAGE PUBLICATIONS, 1971.

EVENT, ARRESTED IN THE EVENT, NUMBER OF PERSONS	POLI. EVENTS
EVENT, DAY, MON., YEAR OF THE EVENT	POLI. EVENTS
EVENT, DURATION OF THE EVENT	POLI. EVENTS
EVENT, FEIERABEND, FEIERABEND AND NESVOLD SCALE SCORES	POLI. EVENTS
EVENT, GUTTMAN SCALE SCORES	POLI. EVENTS
EVENT, INJURED IN THE EVENT, NUMBER OF PERSONS	POLI. EVENTS
EVENT, INVOLVED IN THE EVENT, NUMBER OF PERSONS	POLI. EVENTS
EVENT, KILLED IN THE EVENT, NUMBER OF PERSONS	POLI. EVENTS
EVENT, LOCATION OF THE EVENT	POLI. EVENTS
EVENT, OUTCOME CODE	POLI. EVENTS
EVENT, PROPERTY DAMAGE, AMOUNT OF	POLI. EVENTS
EVENT, SIGNIFICANT PERSON CODE	POLI. EVENTS
EVENT, TENSION, NATURE OF	POLI. EVENTS
EVENT, TYPE OF EVENT	POLI. EVENTS
EVENT, VIOLENCE, PRESENCE OF	POLI. EVENTS

BRUCE M. RUSSETT, INTERNATIONAL REGIONS AND THE INTERNATIONAL SYSTEM.
 THE STUDY CONTAINS DATA ON REGIONS OF SOCIAL AND CULTURAL HOMOGENEITY
 REGIONS WITH SIMILAR POLITICAL ATTITUDES ON EXTERNAL BEHAVIOR (MEASURED
 BY U.N. VOTING), REGIONS OF ECONOMIC INTERDEPENDENCE (MEASURED BY INTRA-
 REGIONAL TRADE AS A PROPORTION OF THE NATIONS' NATIONAL INCOME), AND
 REGIONS OF GEOGRAPHICAL PROXIMITY. FOR FURTHER INFORMATION SEE BRUCE
 RUSSETT, INTERNATIONAL REGIONS AND THE INTERNATIONAL SYSTEM: A STUDY IN
 POLITICAL ECOLOGY, CHICAGO: RAND McNALLY AND COMPANY, 1967.

GEOG CAPITAL CITY COORD ROTATED FACTOR LOADINGS PROX	REGIONS
GEOG DIST STDIZED PROX MATRIX CAPITAL CITIES 118 CTR	REGIONS
HANDBK SOCIO-E UN VARIABLES ROTATED FACTOR LOADINGS Q	REGIONS
HANDBK 29 SOCIO-ECON VAR/82 CTRIES STDIZED Q MATRIX	REGIONS
IO 1951 SHARED MEMBERSHIPS ROTATED FACTOR LOADINGS PROX	REGIONS
IO 1951 STDIZED PROX MATRIX SHARED MEMBERSHIPS 77 CTRIES	REGIONS
IO 1962 SHARED MEMBERSHIPS ROTATED FACTOR LOADINGS PROX	REGIONS
IO 1962 STDIZED PROX MATRIX SHARED MEMBERSHIPS 114 CTRIES	REGIONS
TRADE 1954 1/GNP CHOOSER ROTATED FACTOR LOADINGS DIR	REGIONS
TRADE 1954 STDIZED PROX 2 MATR T22 TRADE/GDP 93 CTRIES	REGIONS
TRADE 1963 1/GNP CHOOSER ROTATED FACTOR LOADINGS DIR	REGIONS
TRADE 1963 STDIZED PROXIMITY MATRIX TRADE/G.D	REGIONS
UN 1952 ROLL CALL VOTES RAW DATA	REGIONS
UN 1952 ROLL CALL VOTES ROTATED FACTOR LOADINGS Q	REGIONS
UN 1957 ROLL CALL VOTES RAW DATA	REGIONS
UN 1957 ROLL CALL VOTES ROTATED FACTOR LOADINGS Q	REGIONS
UN 1963 ROLL CALL VOTES RAW DATA	REGIONS
UN 1963 ROLL CALL VOTES ROTATED FACTOR LOADINGS Q	REGIONS

RUDOLPH J. RUMMEL AND RAYMOND TANTER, DIMENSIONS OF
CONFLICT BEHAVIOR WITHIN AND BETWEEN NATIONS, 1955-60.

DATA FOR 86 COUNTRIES ON 22 VARIABLES. THIS
DATA COLLECTION IS THE PRODUCT OF TWO SEPARATE STUDIES
CONDUCTED BY RUDOLPH J. RUMMEL AND RAYMOND TANTER UTILIZING
IDENTICAL VARIABLES FOR THE TIME PERIODS 1955-1957 AND
1958-1960, RESPECTIVELY. THE VARIABLES ARE DOMESTIC
CONFLICT BEHAVIOR, SUCH AS RIOTS AND COUPS; AND FOREIGN
CONFLICT BEHAVIOR SUCH AS PROTESTS AND THREATS. DATA
ORIGINALLY USED IN RUDOLPH J. RUMMEL, "DIMENSIONS OF
CONFLICT BEHAVIOR WITHIN AND BETWEEN NATIONS," AND
RAYMOND TANTER, "DIMENSIONS OF CONFLICT BEHAVIOR WITHIN
AND BETWEEN NATIONS, 1958-1960," BOTH IN JOHN GILLESPIE
AND BETTY NESVOLD (EDS.), MACRO-QUANTITATIVE ANALYSIS,
BEVERLY HILLS, CALIFORNIA: SAGE PUBLICATIONS, 1971.

ASSASSINATIONS (BY YEAR)

CRISES, MAJOR GOVERNMENT (BY YEAR)

DEMONSTRATIONS, ANTI-GOVERNMENT (BY YEAR)

GUERRILLA WARFARE (BY YEAR)

PURGES (BY YEAR)

REVOLUTIONS (BY YEAR)

RIOTS (BY YEAR)

STRIKES, GENERAL (BY YEAR)

ACCUSATIONS (1955-60, BY YEAR)

DEMONSTRATIONS, ANTI-FOREIGN (1955-60, BY YEAR)

EXPULSION OR RECALL OF AMBASSADOR (1955-60, BY YEAR)

EXPULSION OR RECALL OF LESSER OFFICIALS (1955-60, BY YEAR)

MILITARY ACTION (1955-60, BY YEAR)

MOBILIZATIONS (1955-60, BY YEAR)

NEGATIVE SANCTIONS (1955-60, BY YEAR)

NUMBER KILLED IN DOMESTIC VIOLENCE (1955-60, BY YEAR)

NUMBER KILLED IN FOREIGN VIOLENCE (1955-60, BY YEAR)

PROTESTS (1955-60, BY YEAR)

SEVERANCE OF DIPLOMATIC RELATIONS (1955-60, BY YEAR)

THREATS (1955-60, BY YEAR)

TROOP MOVEMENTS (1955-60, BY YEAR)

WAR (1955-60, BY YEAR)

DMSTC CONFLCT

DMSTC CONFLCT

DMSTC CONFLCT

DMSTC CONFLCT

DMSTC CONFLCT

DMSTC CONFLCT

DMSTC CONFLCT

DMSTC CONFLCT

DMSTC CONFLCT

RUMMEL-TANTER

RUMMEL-TANTER

RUMMEL-TANTER

RUMMEL-TANTER

RUMMEL-TANTER

RUMMEL-TANTER

RUMMEL-TANTER

RUMMEL-TANTER

RUMMEL-TANTER

RUMMEL-TANTER

RUMMEL-TANTER

RUMMEL-TANTER

RUMMEL-TANTER

RUMMEL-TANTER

BRUCE RUSSETT, INTERNATIONAL MILITARY ALLIANCE DATA: 1920-1957.

DATA ON 44 VARIABLES FOR 137 ALLIANCES SIGNED BETWEEN 1920 AND 1957. CATEGORIES OF VARIABLES INCLUDE BACKGROUND OF THE ALLIANCE, TERMS OF THE ALLIANCES, THE TYPE OF ALLIANCE, CHARACTERISTICS OF THE MEMBER, AND OUTCOMES OF THE ALLIANCE. FOR FURTHER INFORMATION SEE BRUCE RUSSETT, "AN EMPIRICAL TYPOLOGY OF INTERNATIONAL MILITARY ALLIANCES", MIDWEST JOURNAL OF POLITICAL SCIENCE, XV, 2 (MAY, 1971), 262-289.

ALLIANCE MEMBERS, ALL EUROPEAN	RUSSETT ALLIA
ALLIANCE MEMBERS, AVERAGE DISTANCE BETWEEN CAPITALS	RUSSETT ALLIA
ALLIANCE MEMBERS, AVERAGE SHORTEST DISTANCE BET. BORDERS	RUSSETT ALLIA
ALLIANCE MEMBERS, DISTANCE BET. HOME COUNTRIES & COLONIES	RUSSETT ALLIA
ALLIANCE MEMBERS, NUMBER WHO WERE MAJOR POWERS	RUSSETT ALLIA
ALLIANCE MEMBERS, PAIRS IN ALLIANCE 12 YRS FOLLOWING PACT	RUSSETT ALLIA
ALLIANCE MEMBERS, PAIRS IN ALLIANCE 25 YRS PRIOR TO PACT	RUSSETT ALLIA
ALLIANCE MEMBERS, PAIRS ON SAME SIDE IF AT WAR 12 YRS AFTER	RUSSETT ALLIA
ALLIANCE MEMBERS, PAIRS ON SAME SIDE IF AT WAR 25 YRS PRIOR	RUSSETT ALLIA
ALLIANCE MEMBERS, RATIO OF ARMED FORCES TO SUM OF ALLIANCE	RUSSETT ALLIA
ALLIANCE MEMBERS, RATIO OF ENERGY CONS. TO SUM OF ALLIANCE	RUSSETT ALLIA
ALLIANCE MEMBERS, PAIRS ON OPPOSING SIDES IF WAR 12 YRS AFTER	RUSSETT ALLIA
ALLIANCE MEMBERS, PAIRS ON OPPOSING SIDES IF WAR 25 YRS PRIOR	RUSSETT ALLIA
ALLIANCE, ACTUAL DURATION	RUSSETT ALLIA
ALLIANCE, BILATERAL PACT?	RUSSETT ALLIA
ALLIANCE, CURRENTLY IN EFFECT	RUSSETT ALLIA
ALLIANCE, DEFENSIVE PACT?	RUSSETT ALLIA
ALLIANCE, DENUNCIATION CAUSING TERMINATION OF	RUSSETT ALLIA
ALLIANCE, ECONOMIC AID BETWEEN MEMBERS OF	RUSSETT ALLIA
ALLIANCE, ENTENTE?	RUSSETT ALLIA
ALLIANCE, EXPIRATION CAUSING TERMINATION OF	RUSSETT ALLIA
ALLIANCE, IF TERMINATION SANCTIONED	RUSSETT ALLIA
ALLIANCE, INSTITUTIONS(NON-MILITARY)EST. AMONG MEMBERS OF	RUSSETT ALLIA
ALLIANCE, LANGUAGE(OFFICIAL)OF MEMBERS OF	RUSSETT ALLIA
ALLIANCE, LENGTH OF DURATION	RUSSETT ALLIA
ALLIANCE, LENGTH OF DURATION (IN YEARS)	RUSSETT ALLIA
ALLIANCE, MEMBER NO LONGER INDEP. CAUSING TERMINATION OF	RUSSETT ALLIA
ALLIANCE, MILITARY AID, EVIDENCE OF BETWEEN MEMBERS OF	RUSSETT ALLIA
ALLIANCE, MILITARY BASES EST. ON TERRITORY OF ANOTHER MEMBER	RUSSETT ALLIA
ALLIANCE, MILITARY COMMAND, INTEGRATED OR ONE SUBORDINATE	RUSSETT ALLIA
ALLIANCE, NEUTRALITY PACT?	RUSSETT ALLIA
ALLIANCE, OFFICIAL CONTACT BETWEEN MEMBERS OF	RUSSETT ALLIA
ALLIANCE, PROVISIONS RE TIME OF DURATION	RUSSETT ALLIA
ALLIANCE, RACE OF MEMBERS OF	RUSSETT ALLIA
ALLIANCE, RATIO OF TOTAL PCP. OF, TO TOTAL PCP. OF WORLD	RUSSETT ALLIA
ALLIANCE, RELIGION, % THAT MAJORITY RELIGIONS DIFFERED	RUSSETT ALLIA
ALLIANCE, SPECIFIC MENTION OF MIL. THREAT IN TEXT OF TREATY	RUSSETT ALLIA
ALLIANCE, SPECIFIED DURATION	RUSSETT ALLIA
ALLIANCE, WAR CAUSING TERMINATION OF	RUSSETT ALLIA
ALLIANCE, WAR, % LF MEMBERS ON SAME SIDE IN CASE OF	RUSSETT ALLIA
ALLIANCE, WAR, MONTHS PASSED BEFORE ANY MEMBER AT	RUSSETT ALLIA
ALLIANCE, WAR, ENTERED BY ANY MEMBER WHEN ALLIANCE OPERATIVE	RUSSETT ALLIA
ALLIANCE, YEAR SIGNED	RUSSETT ALLIA
ALLIANCE, NEW ALLIANCE CAUSING TERMINATION OF	RUSSETT ALLIA

LEWIS FRY RICHARDSON, STATISTICS OF DEADLY QUARRELS: 1809-1949.

DATA FOR 779 DYADIC QUARRELS FROM SOME 300 CONFLICTS. THESE DATA, SUPPLIED BY RUDOLPH RUMEL, COVER THE TIME PERIOD FROM 1809 TO 1949.

A DYADIC QUARREL IS A SITUATION INVOLVING A PAIR OF OPPONENTS AND RESULTING IN MORE THAN 315 HUMAN DEATHS. THE MAGNITUDE OF A QUARREL IS MEASURED BY THE LOGARITHM OF THE NUMBER OF DEATHS. THE RANGE OF MAGNITUDE OF A QUARREL IS MEASURED BY THE LOGARITHM OF THE NUMBER OF DEATHS. THE RANGE OF MAGNITUDE IN THE STUDY IS 2.50-7.50, THE LATTER FIGURE FOR NATIONS INVOLVED IN WORLD WAR II. EACH QUARREL IS IDENTIFIED BY ITS BEGINNING DATE AND MAGNITUDE. FOR EACH QUARREL, THE NOMINAL VARIABLES INCLUDE THE TYPE OF QUARREL, AS WELL AS POLITICAL, CULTURAL, AND ECONOMIC SIMILARITIES AND DISSIMILARITIES BETWEEN THE PAIR OF COMBATANTS. THE DATA WERE ORIGINALLY PUBLISHED IN LEWIS FRY RICHARDSON, THE STATISTICS OF DEADLY QUARRELS, CHICAGO: QUADRANGLE, 1960.

DYAD, FRIENDSHIP: PERSONAL BETWEEN RULERS	SDQ
DYAD, ATTACK ON ALLY OR FRIEND OF OTHER	SDQ
DYAD, AUXILIARIES	SDQ
DYAD, BODY CHARACTERISTICS: DIFFERENCE	SDQ
DYAD, BODY CHARACTERISTICS: SIMILARITY	SDQ
DYAD, CASUALTY ERROR MEASURE	SDQ
DYAD, CHURCH: CIVIL POWER FOR	SDQ
DYAD, COLONIAL VIOLENCE	SDQ
DYAD, CONCESSIONS: RIVALRY FOR CN TERRITORY OF 3RD PARTY	SDQ
DYAD, CONFLICT: EXISTENCE OF PREVIOUS	SDQ
DYAD, CUSTOM (DRESS): DIFFERENCE	SDQ
DYAD, CUSTOM (DRESS): SIMILARITY	SDQ
DYAD, ENEMY OR RIVAL: SUPPORT OF OTHER'S	SDQ
DYAD, ENTERPRIZES, COMMERCIAL ON OTHER'S TERRITORY	SDQ
DYAD, EXCHANGE OF GOODS BETWEEN GROUPS	SDQ
DYAD, FIGHTING, NUMBER OF PAIRS	SDQ
DYAD, FIGHTING: ENJOYMENT OF FOR ITS OWN SAKE	SDQ
DYAD, FIGHTING: EXISTENCE OF CHRONIC SMALL	SDQ
DYAD, FINANCIAL DEBT	SDQ
DYAD, FOUGHT PREVIOUSLY AS ALLIES	SDQ
DYAD, FOUGHT: NO. YEARS SINCE BELLIGERENTS HAD	SDQ
DYAD, FOUGHT: NO. YEARS SINCE BELLIGERENTS HAD AS ALLIES	SDQ
DYAD, FREEDOM, PERSONAL: DIFFERENCE IN DEGREE OF	SDQ
DYAD, FREEDOM, PERSONAL: SIMILARITY IN DEGREE OF	SDQ
DYAD, GOVERNMENT, INSECURE	SDQ
DYAD, GOVERNMENT: NO. YEARS SINCE COMMON GOV'T ESTB.	SDQ
DYAD, GOVERNMENT: SAME	SDQ
DYAD, GROUP IN ONE NATION VS. GROUP IN ANOTHER NATION	SDQ
DYAD, GROUP VS. GROUP OF ANOTHER NATION	SDQ
DYAD, IGNORANCE OF OTHER GROUP, GENERAL	SDQ
DYAD, INTERBREEDING BETWEEN GROUPS	SDQ
DYAD, INTERMARRIAGE BETWEEN GROUPS	SDQ
DYAD, INTERMARRIAGE, BAN OF	SDQ
DYAD, INTERNATIONAL CONFLICT	SDQ
DYAD, KILLED: TOTAL NO. IN ENTIRE CONFLICT	SDQ
DYAD, LAND: INSUFFICIENCY FOR POPULATION	SDQ
DYAD, LANGUAGE, COMMON MOTHER	SDQ
DYAD, LANGUAGE, DIFFERENT	SDQ
DYAD, LEGAL SYSTEMS: DIFFERENCE	SDQ
DYAD, LOOT: DESIRE FOR	SDQ
DYAD, MAGNITUDE OF FATAL QUARREL	SDQ
DYAD, MARRIAGE CUSTOMS: DIFFERENCE	SDQ

DYAD, MARRIAGE CUSTOMS: SIMILAR	SDQ
DYAD, MATRIX: TOTAL NO. MONTHS FOR ALL PAIRS IN CONFLICT	SDQ
DYAD, MATRIX: TOTAL NO. PAIRS IN CONFLICT	SDQ
DYAD, MIGRATIONS, RESTRICTED	SDQ
DYAD, NATION VS. GROUP OF ANOTHER NATION	SDQ
DYAD, NONINTERVENTION: POLICY OF	SDQ
DYAD, NUMBER OF MONTHS PAIR IN CONFLICT	SDQ
DYAD, OBSTACLES TO MOVEMENT OF GOODS	SDQ
DYAD, OCCUPATIONS: SUCCESSFULLY COMPETED IN INTELLECTUAL	SDQ
DYAD, ORDERED OTHER PARTY TO OBEY	SDQ
DYAD, PHILANTHROPY, GENERAL	SDQ
DYAD, PRIDE: ELATION BY STRONG PRIDE	SDQ
DYAD, PROPAGANDA: ISSUANCE OF TO THIRD PARTY	SDQ
DYAD, PROPAGANDA: ISSUED TO OTHER GROUPS	SDQ
DYAD, PROTECTION OFFERED BY THIRD PARTY	SDQ
DYAD, QUARREL DESIRED BY THIRD PARTY	SDQ
DYAD, QUARREL: ACTION AGAINST THIRD PARTY LED TO	SDQ
DYAD, REGIONAL ERROR MEASURE	SDQ
DYAD, RELIGION OR PHILOSOPHY OF LIFE: DIFFERENCE	SDQ
DYAD, RELIGION OR PHILOSOPHY OF LIFE: SIMILARITY	SDQ
DYAD, RESENTMENT: PERSONAL BETWEEN LEADERS	SDQ
DYAD, REVOLUTION OR CIVIL WAR	SDQ
DYAD, SCIENCE & ART: SIMILARITY	SDQ
DYAD, STRONGER, FELT THAN OTHER	SDQ
DYAD, SYMPATHY WITH THOSE UNDER OTHER GROUP'S CONTROL	SDQ
DYAD, TAXATION	SDQ
DYAD, TERRITORY: DESIRE FOR HABITATION	SDQ
DYAD, TERRITORY: DESIRE FOR MINERAL & OTHER PORTABLE GOODS	SDQ
DYAD, TERRITORY: DESIRE FOR OTHER'S	SDQ
DYAD, TERRITORY: DESIRE FOR STRATEGIC STRONGHOLDS	SDQ
DYAD, TERRITORY: INTERMINGLED ON SAME	SDQ
DYAD, TERRITORY: POLICY OF NOT EXTENDING	SDQ
DYAD, TRADE: RIVALRY IN WITH 3RD PARTY	SDQ
DYAD, TRAVEL BETWEEN TWO GROUPS	SDQ
DYAD, WAR: GENERAL OBJECTION TO	SDQ
DYAD, WAR: PREPARATIONS FOR	SDQ
DYAD, WEALTH OR POVERTY: COMMON LEVEL	SDQ
DYAD, WEALTH OR POVERTY: DIFFERENT LEVEL	SDQ
DYAD, WINNING SIDE: DESIRE TO BE ON	SDQ
DYAD, YEAR CONFLICT BEGAN	SDQ

MICHAEL HAAS, INTERNATIONAL SUBSYSTEMS: WAR DATA.

DATA DERIVED FROM FOUR MAJOR STUDIES OF WAR:
LEWIS F. RICHARDSON, STATISTICS OF DEADLY QUARRELS
(31 VARIABLES); CLINCY WRIGHT, A STUDY OF WAR (15
VARIABLES); PITIRIM SURUKIN, SOCIAL AND CULTURAL DYNAMICS
(20 VARIABLES); AND J. DAVID SINGER AND MELVIN SMALL,
WAGES OF WAR (19 VARIABLES). DATA ARE FOR 1649-1963
FOR 21 INTERNATIONAL SUBSYSTEMS. EACH WAR IN EACH
SUBSYSTEM FROM EACH STUDY IS THE UNIT OF ANALYSIS.
VARIABLES INCLUDE LENGTH, TYPE, OUTCOME, PARTICIPANTS,
AND INTENSITY. SEE MICHAEL HAAS, "INTERNATIONAL SUB-
SYSTEMS: STABILITY AND POLARITY," THE AMERICAN
POLITICAL SCIENCE REVIEW, LXIV, NUMBER 1 (MARCH, 1970),
98-123.

MICHAEL HAAS, INTERNATIONAL SUBSYSTEMS: SUBSYSTEM
MEMBER CHARACTERISTICS.

DATA ON THE MEMBERS OF EACH
OF TWENTY-ONE INTERNATIONAL SUBSYSTEMS - 1649-1963.
THE UNIT IS THE NATION IN EACH SUBSYSTEM, IN ALL, 457
CASES (ABOUT 150 DIFFERENT NATIONAL ENTITIES). THERE
ARE SOME TWENTY-EIGHT VARIABLES FOR EACH SUBSYSTEM MEMBER.
SEE MICHAEL HAAS, "INTERNATIONAL SUBSYSTEMS: STABILITY
AND POLARITY," THE AMERICAN POLITICAL SCIENCE REVIEW,
LXIV, 1 (MARCH, 1970), 98-123.

MICHAEL HAAS, INTERNATIONAL SUBSYSTEMS: SUBSYSTEM DATA.

DATA FOR 21 INTERNATIONAL SUBSYSTEMS, 1649-1963. THERE ARE SOME 25
VARIABLES INCLUDING NUMBER OF WARS, POLARITY, ALLIANCES, NUMBER OF MEM-
BERS AND RESOURCES. SEE MICHAEL HAAS, "INTERNATIONAL SUBSYSTEMS:
STABILITY AND POLARITY," THE AMERICAN POLITICAL SCIENCE REVIEW, LXIV,
(MARCH, 1970), 98-123.

ALLIANCES JOINED WITH MAJOR POWERS	SUBSYS.: HAAS
ALLIANCES JOINED WITH MAJOR POWERS EXCLUSIVES	SUBSYS.: HAAS
ALLIANCES: NUMBER	SUBSYS.: HAAS
CASUALTIES	SUBSYS.: HAAS
COALITIONS: NUMBER WARTIME WITH OTHER MAJORS (RICHARDSON)	SUBSYS.: HAAS
CONFRONTATIONS (DYADIC), NUMBER OF	SUBSYS.: HAAS
DEATHS FROM QUARREL (LOG HUNDRETHS)	SUBSYS.: HAAS
DEFEATS (RICHARDSON)	SUBSYS.: HAAS
DISTURBANCE, LOCUS OF: OUT/IN SYSTEM	SUBSYS.: HAAS
DISTURBANCE, NATURE OF INTERNAL: MIXED/OTHER	SUBSYS.: HAAS
DISTURBANCE, NATURE OF INTERNAL: NATIONALIST/OTHER	SUBSYS.: HAAS
DISTURBANCE, NATURE OF INTERNAL: POLITICAL/OTHER	SUBSYS.: HAAS
DISTURBANCE, NATURE OF INTERNAL: RELIGIOUS/OTHER	SUBSYS.: HAAS
DISTURBANCE, NATURE OF INTERNAL: SOCIOECONOMIC/OTHER	SUBSYS.: HAAS
DISTURBANCE: HIGH/MODERATE/LOW	SUBSYS.: HAAS
DISTURBANCE: MORE/LESS	SUBSYS.: HAAS
DISTURBANCE: NATURE (HAAS)	SUBSYS.: HAAS
DISTURBANCE: NATURE (INTERNAL LIST, ETC.)	SUBSYS.: HAAS
DOMESTIC/INTERVENTION/FOREIGN	SUBSYS.: HAAS
DURATION EXTERNAL DISTURBANCE (SUM OF YEARS EACH COUNTRY)	SUBSYS.: HAAS
DURATION INTERNAL DISTURBANCE (SCALE SCORE)	SUBSYS.: HAAS
ENTITIES JOINED	SUBSYS.: HAAS
EXCLUSION: CIVIL WAR	SUBSYS.: HAAS
EXCLUSION: COLONIAL WAR	SUBSYS.: HAAS
EXCLUSION: INTERVENTION WAR	SUBSYS.: HAAS

REGULATOR: WEAKENS/UNCHANGED/STRONGER	SUBSYS.: HAAS
RESULTS AMBIGUOUS (RICHARDSON)	SUBSYS.: HAAS
SCALE OF INTERNAL DISTURBANCE	SUBSYS.: HAAS
SEVERITY OF EXTERNAL DISTURBANCE	SUBSYS.: HAAS
SEVERITY OF INTERNAL DISTURBANCE	SUBSYS.: HAAS
STABILITY	SUBSYS.: HAAS
STATUS OF MEMBER	SUBSYS.: HAAS
STATUS ORDER SCORES OF MEMBERS	SUBSYS.: HAAS
STATUS, PREVIOUS ERA	SUBSYS.: HAAS
STRUCTURAL/AUTHORITY/PERSONAL	SUBSYS.: HAAS
SYSTEM TYPE: CENTRAL/PERIPHERAL	SUBSYS.: HAAS
TECHNOLOGY - LEVEL OF	SUBSYS.: HAAS
TENURE: SECURE/INSECURE/AMBIGUOUS	SUBSYS.: HAAS
TREATY CONCLUDING WAR: YES/NO	SUBSYS.: HAAS
UNAPPROPRIATED RESOURCES: AVAILABLE/NOT	SUBSYS.: HAAS
VICTORIES (RICHARDSON)	SUBSYS.: HAAS
VIOLENT/NONVIOLENT ELITE STATUS IN SYSTEM	SUBSYS.: HAAS
VIOLENT/NONVIOLENT STATUS AS MEMBER IN SYSTEM	SUBSYS.: HAAS
WAR DURATION IN TENTHS OF MONTHS	SUBSYS.: HAAS
WAR DURATION IN TENTHS OF NATION-MONTHS	SUBSYS.: HAAS
WAR INITIATIONS (RICHARDSON)	SUBSYS.: HAAS
WAR INITIATIONS (WRIGHT)	SUBSYS.: HAAS
WAR TYPE: DOMESTIC, INTERVENTION, FOREIGN	SUBSYS.: HAAS
WAR: BALANCE OF POWER, CIVIL, ETC.	SUBSYS.: HAAS
WAR: DOMESTIC, INTERVENTION, FOREIGN	SUBSYS.: HAAS
WAR: EXTRA/INTRASYSTEM	SUBSYS.: HAAS
WAR: NUMBER TIMES (SINGER, SMALL, BENDIX EXC. LIST)	SUBSYS.: HAAS
WAR: NUMBER TIMES (SINGER, SMALL, BENDIX INC. LIST)	SUBSYS.: HAAS
WAR: NUMBER TIMES (SOROKIN)	SUBSYS.: HAAS
WAR: NUMBER TIMES (WRIGHT)	SUBSYS.: HAAS
WARS: INTRASYSTEM NONDOMSTC - RICHARDSON & FERNANDER	SUBSYS.: HAAS
WARS: INTRASYSTEM NONDOMSTC - SINGER I & BENDIX	SUBSYS.: HAAS
WARS: INTRASYSTEM NONDOMSTC - SINGER II & BENDIX	SUBSYS.: HAAS
WARS: INTRASYSTEM NONDOMSTC - SOROKIN	SUBSYS.: HAAS
WARS: INTRASYSTEM NONDOMSTC - WRIGHT	SUBSYS.: HAAS
YEAR DEADLY QUARREL ENDED	SUBSYS.: HAAS
YEAR DEADLY QUARREL STARTED	SUBSYS.: HAAS
YEAR DISTURBANCE ENDED	SUBSYS.: HAAS
YEAR DISTURBANCE STARTED	SUBSYS.: HAAS
YEAR OF ERA: FINAL	SUBSYS.: HAAS
YEAR OF ERA: FIRST	SUBSYS.: HAAS
YEAR WAR ENDED	SUBSYS.: HAAS
YEAR WAR STARTED	SUBSYS.: HAAS
YEAR, FINAL OF WAR	SUBSYS.: HAAS
YEAR, FIRST OF WAR	SUBSYS.: HAAS

MICHAEL SULLIVAN, PERCEPTIONS OF SYMBOLS IN FOREIGN
POLICY: DATA FROM THE VIETNAM CASE.

121 VARIABLES CONTENT ANALYZED FROM 375 SPEECHES
OF LYNDON JOHNSON, 1964-1968.

DOCUMENT, AMOUNT OF, DEVOTED TO VIETNAM

SULLIVAN

DOCUMENT, AUDIENCE, DESIGNATION (SPECIFIC OR GENERAL) OF

SULLIVAN

DOCUMENT, DATE OF

SULLIVAN

DOCUMENT, DESIGNATION OF THE

SULLIVAN

DOCUMENT, IF SPECIFICALLY CONCERNED WITH VIETNAM

SULLIVAN

DOCUMENT, LENGTH OF CODED PORTION OF

SULLIVAN

DOCUMENT, SYMBOLIC KEYWORDS IN

SULLIVAN

FRANZ MOGDIS AND KAREN TILWELL, SINO-SOVIET INTERACTION:
1950-1967.

THIS STUDY CONSISTS OF AN AGGREGATE DATA SET AND A PERCEPTION-INTERACTION DATA SET. THE FIRST PART OF THE AGGREGATE DATA CONTAINS SEVEN MEASURES OF ECONOMIC, DEMOGRAPHIC, MILITARY AND DIPLOMATIC NATIONAL ATTRIBUTES OF THE SOVIET UNION AND PEOPLE'S REPUBLIC OF CHINA BY YEAR 1950-1967. THE SECOND PART CONTAINS DATA ON THE TRADE OF AND VISITS BY LEADERS OF THE USSR AND CHINA WITH 17 LESS DEVELOPED COUNTRIES BY YEAR 1959-1967. THE PERCEPTION DATA SET CONSISTS OF INFORMATION OBTAINED BY COMPUTER CONTENT ANALYSIS UTILIZING INQUIRER II. SELECTED OFFICIAL STATEMENTS AND NEWSPAPER CONTENT WERE ANALYZED FOR THE PERIOD 1950-1967. SOVIET AND CHINESE PERCEPTIONS OF EACH OTHER AND OF THE UNITED STATES ARE CODED AS FOLLOWS: STRONG, WEAK, ACTIVE, PASSIVE, NEGATIVE AND THREATENING. EACH OF THESE PERCEPTIONS IS PRESENTED IN THE ORIGINAL AND WEIGHTED FORMS. THE INTERACTION PART CONTAINS MEASURES OF SINO-SOVIET DIPLOMATIC, COMMUNICATIONS AND TRADE INTERACTIONS BY YEAR, 1950-1967. THE LATTER WERE SUPPLIED BY THE SOCIAL SCIENCES DEPARTMENT, BENDIX CORPORATION.

AGGREGATE

AIRCRAFT: FIGHTER	TRIAD: AG
CULTURAL DELEGATIONS: CHINESE TO SOVIET UNION	TRIAD: AG
CULTURAL DELEGATIONS: SOVIET TO CHINA	TRIAD: AG
EXPORTS	TRIAD: AG
EXPORTS, PETROLEUM: SOVIET TO CHINA	TRIAD: AG
EXPORTS, RELATIVE OF PETROLEUM: SOVIET TO CHINA	TRIAD: AG
EXPORTS, RELATIVE: CHINESE TO SOVIET UNION	TRIAD: AG
EXPORTS, RELATIVE: SOVIET TO CHINA	TRIAD: AG
EXPORTS: SOVIET TO CHINA	TRIAD: AG
ICBM DEPLOYED	TRIAD: AG
IMPORTS	TRIAD: AG
IMPORTS, RELATIVE: CHINESE FROM SOVIET UNION	TRIAD: AG
IMPORTS, RELATIVE: SOVIET FROM CHINA	TRIAD: AG
IMPORTS: SOVIET FROM CHINA	TRIAD: AG
POPULATION	TRIAD: AG
RADIO BROADCASTS: CHINESE TO SOVIET UNION	TRIAD: AG
RADIO BROADCASTS: SOVIET TO CHINA	TRIAD: AG
SUBMARINES	TRIAD: AG
TRADE: SOVIET OR CHINESE WITH AFGANISTAN	TRIAD: AG
TRADE: SOVIET OR CHINESE WITH ALGERIA	TRIAD: AG
TRADE: SOVIET OR CHINESE WITH BURMA	TRIAD: AG
TRADE: SOVIET OR CHINESE WITH CAMBODIA	TRIAD: AG
TRADE: SOVIET OR CHINESE WITH CONGO BRAZZAVILLE	TRIAD: AG
TRADE: SOVIET OR CHINESE WITH GHANA	TRIAD: AG
TRADE: SOVIET OR CHINESE WITH GUINEA	TRIAD: AG
TRADE: SOVIET OR CHINESE WITH INDIA	TRIAD: AG
TRADE: SOVIET OR CHINESE WITH INDONESIA	TRIAD: AG
TRADE: SOVIET OR CHINESE WITH IRAQ	TRIAD: AG
TRADE: SOVIET OR CHINESE WITH MALI	TRIAD: AG
TRADE: SOVIET OR CHINESE WITH PAKISTAN	TRIAD: AG
TRADE: SOVIET OR CHINESE WITH SOMALIA	TRIAD: AG
TRADE: SOVIET OR CHINESE WITH SYRIA	TRIAD: AG
TRADE: SOVIET OR CHINESE WITH TARZANIA	TRIAD: AG
TRADE: SOVIET OR CHINESE WITH UAR	TRIAD: AG

TRADE: SOVIET OR CHINESE WITH YEMEN	TRIAD: AG
TREATIES, COMMUNICATION: SINO-SOVIET	TRIAD: AG
TREATIES, CULTURAL: SINO-SOVIET	TRIAD: AG
TREATIES, DIPLOMATIC & POLITICAL: SINO-SOVIET	TRIAD: AG
TREATIES, ECONOMIC: SINO-SOVIET	TRIAD: AG
TREATIES, SCIENTIFIC & TECHNICAL: SINO-SOVIET	TRIAD: AG
TREATIES: SINO-SOVIET	TRIAD: AG
TREATIES: TOTAL	TRIAD: AG
VISIT DAYS, OFFICIAL: CHINESE TO SOVIET UNION	TRIAD: AG
VISIT DAYS, OFFICIAL: SOVIET TO CHINA	TRIAD: AG
VISITS, OFFICIAL: CHINESE TO SOVIET UNION	TRIAD: AG
VISITS, OFFICIAL: SOVIET OR CHINESE WITH AFGANISTAN	TRIAD: AG
VISITS, OFFICIAL: SOVIET OR CHINESE WITH ALGERIA	TRIAD: AG
VISITS, OFFICIAL: SOVIET OR CHINESE WITH BURMA	TRIAD: AG
VISITS, OFFICIAL: SOVIET OR CHINESE WITH CAMBODIA	TRIAD: AG
VISITS, OFFICIAL: SOVIET OR CHINESE WITH CONGO BRAZZAVILLE	TRIAD: AG
VISITS, OFFICIAL: SOVIET OR CHINESE WITH GHANA	TRIAD: AG
VISITS, OFFICIAL: SOVIET OR CHINESE WITH GUINEA	TRIAD: AG
VISITS, OFFICIAL: SOVIET OR CHINESE WITH INDIA	TRIAD: AG
VISITS, OFFICIAL: SOVIET OR CHINESE WITH INDONESIA	TRIAD: AG
VISITS, OFFICIAL: SOVIET OR CHINESE WITH IRAQ	TRIAD: AG
VISITS, OFFICIAL: SOVIET OR CHINESE WITH MALI	TRIAD: AG
VISITS, OFFICIAL: SOVIET OR CHINESE WITH PAKISTAN	TRIAD: AG
VISITS, OFFICIAL: SOVIET OR CHINESE WITH SOMALIA	TRIAD: AG
VISITS, OFFICIAL: SOVIET OR CHINESE WITH SYRIA	TRIAD: AG
VISITS, OFFICIAL: SOVIET OR CHINESE WITH TANZANIA	TRIAD: AG
VISITS, OFFICIAL: SOVIET OR CHINESE WITH UAR	TRIAD: AG
VISITS, OFFICIAL: SOVIET OR CHINESE WITH YEMEN	TRIAD: AG
VISITS, OFFICIAL: SOVIET TO CHINA	TRIAD: AG

PERCEPTION

PERCEPTION WEIGHTED, CHINESE: US ACTIVE	TRIAD: PRCP
PERCEPTION WEIGHTED, CHINESE: US AS THREAT	TRIAD: PRCP
PERCEPTION WEIGHTED, CHINESE: US POSITIVE	TRIAD: PRCP
PERCEPTION WEIGHTED, CHINESE: US STRONG	TRIAD: PRCP
PERCEPTION WEIGHTED, SOVIET: US ACTIVE	TRIAD: PRCP
PERCEPTION WEIGHTED, SOVIET: US AS THREAT	TRIAD: PRCP
PERCEPTION WEIGHTED, SOVIET: US POSITIVE	TRIAD: PRCP
PERCEPTION WEIGHTED, SOVIET: US STRONG	TRIAD: PRCP
PERCEPTION, CHINESE: SOVIET ACTIVE	TRIAD: PRCP
PERCEPTION, CHINESE: SOVIET NEGATIVE	TRIAD: PRCP
PERCEPTION, CHINESE: SOVIET PASSIVE	TRIAD: PRCP
PERCEPTION, CHINESE: SOVIET STRONG	TRIAD: PRCP
PERCEPTION, CHINESE: SOVIET THREAT	TRIAD: PRCP
PERCEPTION, CHINESE: SOVIET WEAK	TRIAD: PRCP
PERCEPTION, CHINESE: US ACTIVE	TRIAD: PRCP
PERCEPTION, CHINESE: US AS THREAT	TRIAD: PRCP
PERCEPTION, CHINESE: US NEGATIVE	TRIAD: PRCP
PERCEPTION, CHINESE: US PASSIVE	TRIAD: PRCP
PERCEPTION, CHINESE: US POSITIVE	TRIAD: PRCP
PERCEPTION, CHINESE: US STRONG	TRIAD: PRCP
PERCEPTION, CHINESE: US WEAK	TRIAD: PRCP
PERCEPTION, SOVIET: CHINA ACTIVE	TRIAD: PRCP
PERCEPTION, SOVIET: CHINA NEGATIVELY	TRIAD: PRCP
PERCEPTION, SOVIET: CHINA PASSIVE	TRIAD: PRCP
PERCEPTION, SOVIET: CHINA POSITIVELY	TRIAD: PRCP
PERCEPTION, SOVIET: CHINA STRONG	TRIAD: PRCP
PERCEPTION, SOVIET: CHINA THREAT	TRIAD: PRCP
PERCEPTION, SOVIET: CHINA WEAK	TRIAD: PRCP

PERCEPTION, SOVIET: US ACTIVE
PERCEPTION, SOVIET: US AS THREAT
PERCEPTION, SOVIET: US NEGATIVE
PERCEPTION, SOVIET: US PASSIVE
PERCEPTION, SOVIET: US POSITIVE
PERCEPTION, SOVIET: US STRONG
PERCEPTION, SOVIET: US WEAK
PERCEPTION, WEIGHTED, CHINA: SOVIET ACTIVE
PERCEPTION, WEIGHTED, CHINA: SOVIET POSITIVELY
PERCEPTION, WEIGHTED, CHINA: SOVIET STRONG
PERCEPTION, WEIGHTED, CHINA: SOVIET THREAT
PERCEPTION, WEIGHTED, SOVIET: CHINA ACTIVE
PERCEPTION, WEIGHTED, SOVIET: CHINA POSITIVELY
PERCEPTION, WEIGHTED, SOVIET: CHINA STRONG
PERCEPTION, WEIGHTED, SOVIET: CHINA THREAT

TRIAD: PRCP
TRIAD: PRCP
TRIAD: PRCP
TRIAD: PRCP
TRIAD: PRCP
TRIAD: PRCP
TRIAD: PRCP
TRIAD: PRCP
TRIAD: PRCP
TRIAD: PRCP
TRIAD: PRCP
TRIAD: PRCP
TRIAD: PRCP
TRIAD: PRCP
TRIAD: PRCP
TRIAD: PRCP
TRIAD: PRCP
TRIAD: PRCP

UNITED NATIONS ROLL CALL DATA.

GENERAL ASSEMBLY ROLL CALLS FOR THE FIRST TO THE TWENTY-FIFTH PLENARY SESSIONS (1946-1970), THE FIRST TO THE FIFTH SPECIAL SESSIONS, AND FOR THE SEVEN COMMITTEES. PORTIONS OF THE ROLL CALL COLLECTIONS WERE ARCHIVED FROM TWO DIFFERENT SOURCES. THE FIRST TO THE SEVENTEENTH SESSIONS, THE FIRST TO FOURTH SPECIAL SESSIONS AND THE FIRST TO FOURTH EMERGENCY SPECIAL SESSIONS WERE RECEIVED FROM CHARLES W. RIGLEY OF MICHIGAN STATE UNIVERSITY. THE DATA FOR ALL SUBSEQUENT PLENARY SESSIONS AND FOR THE COMMITTEES WERE CODED AND PROCESSED BY THE INTERNATIONAL RELATIONS ARCHIVE. ALL OF THE DATA ARE STORED IN MEMBER FORMAT. THAT IS, THE U.N. MEMBER IS THE CASE, THE ROLL CALL IS THE VARIABLE, AND THE MEMBER'S VOTE IS THE VALUE FOR EACH VARIABLE. THE CODEBOOK CONTAINS A SYNOPSIS OF EACH ROLL CALL INCLUDING THE TOTAL VOTE ON THAT ROLL CALL AND ITS LOCATION IN THE GENERAL ASSEMBLY OFFICIAL RECORDS.

ROLL CALL VOTES, UN (ADMIN. & BUDGETARY COMM., 1946-71)	UN ROLL CALLS
ROLL CALL VOTES, UN (ECON. & FINANCIAL COMM., 1946-71)	UN ROLL CALLS
ROLL CALL VOTES, UN (JT. FIRST/SIXTH COMM., 1946)	UN ROLL CALLS
ROLL CALL VOTES, UN (JT. 2ND/3RD COMM., 1946, '48, '50, '52)	UN ROLL CALLS
ROLL CALL VOTES, UN (LEGAL COMMITTEE, 1946-71)	UN ROLL CALLS
ROLL CALL VOTES, UN (PERMANENT HQ COMM., 1946)	UN ROLL CALLS
ROLL CALL VOTES, UN (PLENARY MEETINGS, 1946-1971)	UN ROLL CALLS
ROLL CALL VOTES, UN (POL. & SECURITY COMM., 1946-71)	UN ROLL CALLS
ROLL CALL VOTES, UN (SOC., HUMAN., & CULT. COMM., 1946-71)	UN ROLL CALLS
ROLL CALL VOTES, UN (SPECIAL POL. COMM., 1946-71)	UN ROLL CALLS
ROLL CALL VOTES, UN (TRUSTEESHIP COMM., 1946-71)	UN ROLL CALLS

CHARLES MCCLELLAND, WORLD EVENT/INTERACTION SURVEY (WEIS).
 DATA FOR 23,000 EVENTS. EACH CASE IN THE DATA IS A
 REPORT OF AN INTERNATIONAL EVENT. AN EVENT/INTERACTION
 REFERS TO WORDS AND DEEDS COMMUNICATED BETWEEN NATIONS,
 SUCH AS THREATS OF MILITARY FORCE BETWEEN NATIONS. THE
 IDA HAS WEIS DATA FROM JANUARY, 1966 THROUGH AUGUST, 1969.
 CODED FOR EACH EVENT IS THE ACTOR, TARGET, DATE, ACTION
 CODE, ARENA, AND SOURCE OF EACH ITEM. ALSO INCLUDED IS
 A DESCRIPTIVE DECK WHICH IS A COMPLETE TEXTUAL DESCRIPTION
 FOR EACH EVENT. THE IDA CAN SUPPLY TWO FORTRAN IV
 PROGRAMS WHICH CAN AGGREGATE THE DAILY DATA INTO OTHER
 GROUPINGS, E.G., FREQUENCIES OF ACTION BY ONE NATION
 TOWARD ANOTHER ON A MONTH-BY-MONTH BASIS CAN BE CALCULATED.

EVENT, DAY, MON., YEAR OF EVENT/INTERACTION	WEIS
EVENT, DESCRIPTION OF EVENT/INTERACTION (TEXTUAL)	WEIS
EVENT, EVENT/INTERACTION ARENA	WEIS
EVENT, EVENT/INTERACTION CUEWORD	WEIS
EVENT, EVENT/INTERACTION ITEM	WEIS
EVENT, EVENT/INTERACTION SERIAL NUMBER	WEIS
EVENT, INFORMATION SOURCE	WEIS
EVENT, INITIATOR OF EVENT/INTERACTION	WEIS
EVENT, RECIPIENT OF THE ACT	WEIS

CHARLES L. TAYLOR AND MICHAEL C. HUDSON, WORLD HANDBOOK OF POLITICAL AND SOCIAL INDICATORS, II: NATION DATA.

THERE ARE THREE NATION-LEVEL DATA SETS AVAILABLE.

A. NATIONAL AGGREGATE DATA. THIS SECTION CONSISTS OF DATA FOR 136 POLITIES ON SOME 300 VARIABLES. INCLUDED ARE INDICATORS OF POPULATION SIZE AND GROWTH, COMMUNICATIONS, EDUCATION, CULTURE, ECONOMIC, AND POLITICAL VARIABLES FOR THE FOUR BASE YEARS: 1950, 1955, 1960, AND 1965. DATA FOR 1965 ARE ABOUT 90% COMPLETE BUT THE PROPORTION OF MISSING DATA IS MUCH HIGHER FOR THE THREE EARLIER YEARS. EXTENSIVE DOCUMENTATION IS PROVIDED BY THE INVESTIGATORS ON SOURCES AND DATA QUALITY. THIS DOCUMENTATION IS PRINTED IN THE CODEBOOK BUT MAY BE OBTAINED IN COMPUTER READABLE FORM EITHER MERGED INTO THE SUBSTANTIVE DATA FILE OR AS A SEPARATE FILE. THERE ARE ABOUT 365 NOTE VARIABLES. B. ANNUAL EVENTS. THIS SECTION CONSISTS OF DATA ON 18 POLITICAL EVENTS AGGREGATED BY YEAR TO THE NATION LEVEL FOR THE YEARS 1948-1967. THE EVENTS INCLUDED ARE: RIOTS, DEATHS FROM POLITICAL VIOLENCE, POLITICAL ASSASSINATIONS, ARMED ATTACKS, ELECTIONS, PROTEST DEMONSTRATIONS, REGIME SUPPORT DEMONSTRATIONS, POLITICAL STRIKES, RENEWALS OF POWER, UNSUCCESSFUL IRREGULAR TRANSFERS, IRREGULAR POWER TRANSFERS, EXECUTIVE ADJUSTMENTS, REGULAR EXECUTIVE TRANSFERS, EXECUTIONS, ACTS OF NEGATIVE SANCTIONS, ACTS OF RELAXATION OF POLITICAL RESTRICTIONS, AND EXTERNAL INTERVENTIONS. SOURCES ARE THE NEW YORK TIMES AND AP. C. RAW DATA. THIS SECTION CONTAINS TWO SETS OF RAW DATA: ONE HAS DATA USED IN SECTION 1 FOR CONSTRUCTING MEASURES OF FRACTIONALIZATION AND CONCENTRATION; AND THE OTHER HAS DATA USED FOR CONSTRUCTING MEASURES OF INEQUALITY. THE FRACTIONALIZATION AND CONCENTRATION DATA ARE RECORDED FOR EACH CITY, POLITICAL PARTY, ETC., FOR THESE VARIABLES: CITY POPULATIONS, ETHNIC GROUPS, LANGUAGE GROUPS, EXPORT COMMODITIES, EXPORT RECEIVING COUNTRIES, DISTRIBUTION OF VOTES BY POLITICAL PARTY AND DISTRIBUTION OF SEATS IN THE LOWER LEGISLATIVE HOUSE. THERE ARE OVER 7,000 RECORDS IN SET. THE INEQUALITY DATA ARE RECORDED AS DISTRIBUTIONS OF FARMS, ACREAGE, LABOR FORCES AND GROSS DOMESTIC PRODUCT. DATA WERE COLLECTED BY THE WORLD DATA ANALYSIS PROGRAM AT YALE UNIVERSITY. SEE CHARLES L. TAYLOR AND MICHAEL C. HUDSON, WORLD HANDBOOK OF POLITICAL AND SOCIAL INDICATORS, SECOND EDITION, NEW HAVEN: YALE UNIVERSITY PRESS, 1972

NATIONAL AGGREGATE

AGRICULTURAL AREA (IN THOUSAND SQUARE KILOMETERS)

AGRICULTURAL DENSITY

AGRICULTURAL SHARE OF GROSS DOMESTIC PRODUCT

AGRICULTURE: % ECONOMICALLY ACTIVE MALES ENGAGED IN AID, SOVIET PER CAPITA (U.S. DOLLARS)

AID, TOTAL SOVIET IN THOUSAND U.S. DOLLARS

AID, TOTAL U.S. ECONOMIC (IN MILLION US DOLLARS)

AID, TOTAL US ECONOMIC & MILITARY (IN MILLION US DOLLARS)

AID, US ECONOMIC & MILITARY PER CAPITA

AID, US ECONOMIC PER CAPITA

AIR FARES FROM CAPITALS TO MOSCOW

AIR FARES FROM CAPITALS TO NEW YORK

WHB.2 AGGREG.

WHB.2 AGGREG.

WHB.2 AGGREG.

WHB.2 AGGREG.

WHB.2 AGGREG.

WHB.2 AGGREG.

WHB.2 AGGREG.

WHB.2 AGGREG.

WHB.2 AGGREG.

WHB.2 AGGREG.

WHB.2 AGGREG.

WHB.2 AGGREG.

AREA, TOTAL (IN THOUSAND SQUARE KILOMETERS)	WHB.2 AGGREG.
BIRTH RATES, (NUMBER LIVE BIRTHS PER 1,000 POPULATION)	WHB.2 AGGREG.
CALORIES PER CAPITA PER DIEM	WHB.2 AGGREG.
CAPITAL FORMATION, DOMESTIC AS % GROSS NATIONAL PRODUCT	WHB.2 AGGREG.
CHRISTIAN CHURCHES (NUMBER OF SEPARATE)	WHB.2 AGGREG.
CHRISTIAN COMMUNITY (% TOTAL POPULATION)	WHB.2 AGGREG.
CINEMA ATTENDANCE (PER CAPITA)	WHB.2 AGGREG.
CONSTITUTIONAL FORM, YEAR PRESENT FORM (HUDSON)	WHB.2 AGGREG.
DEATH RATES, (NUMBER DEATHS PER 1,000 POPULATION)	WHB.2 AGGREG.
DEFENSE EXPENDITURE AS % GROSS NATIONAL PRODUCT, ACDA	WHB.2 AGGREG.
DEFENSE EXPENDITURE PER CAPITA	WHB.2 AGGREG.
DEFENSE EXPENDITURE, TOTAL IN MILLION U.S. DOLLARS	WHB.2 AGGREG.
DENSITY, (PEOPLE PER SQUARE KILOMETER)	WHB.2 AGGREG.
DIPLOMATIC REPRESENTATION	WHB.2 AGGREG.
EDUCATION (POP AGED 25+ WITH LESS THAN 4 YRS, RESTRICTED)	WHB.2 AGGREG.
EDUCATION (POP WITH AT LEAST 4 YEARS AT SECOND LEVEL)	WHB.2 AGGREG.
EDUCATION (POP 25+ W/ AT LEAST 4 YRS. LEVEL 1;RSTRD)	WHB.2 AGGREG.
EDUCATION (POP 25+ W/ AT LEAST 4 YRS. LEVEL 2;RSTRD)	WHB.2 AGGREG.
EDUCATION (POP 25+ W/ AT LEAST 4 YRS. LEVEL 3;RSTRD)	WHB.2 AGGREG.
EDUCATION (POPULATION AGED 25+ WITH LESS THAN 4 YEARS)	WHB.2 AGGREG.
EDUCATION (POPULATION WITH AT LEAST 4 YEARS AT FIRST LEVEL)	WHB.2 AGGREG.
EDUCATION EXPENDITURE AS % GROSS NATIONAL PRODUCT	WHB.2 AGGREG.
EDUCATION EXPENDITURE PER CAPITA	WHB.2 AGGREG.
EDUCATION EXPENDITURE, TOTAL IN MILLION U.S. DOLLARS	WHB.2 AGGREG.
EDUCATION, STUDENTS IN HIGHER (PER MILLION POPULATION)	WHB.2 AGGREG.
ELECTIONS, % ADULT POPULATION (20+ YEARS) VOTING	WHB.2 AGGREG.
ELECTIONS, % ELECTORATE VOTING	WHB.2 AGGREG.
ELECTORAL IRREGULARITY	WHB.2 AGGREG.
ENERGY CONSUMPTION (KILOGRAMS OF COAL EQUIVALENTS)	WHB.2 AGGREG.
ENERGY CONSUMPTION (MILLION METRIC TONS COAL EQUIVALENTS)	WHB.2 AGGREG.
ENERGY CONSUMPTION, PER CAPITA GROWTH RATES	WHB.2 AGGREG.
ETHNO-LINGUISTIC FRACTIONALIZATION	WHB.2 AGGREG.
EXPORT COMMODITIES, CONCENTRATION OF	WHB.2 AGGREG.
EXPORT RECEIVING COUNTRIES, CONCENTRATION OF	WHB.2 AGGREG.
FORCES, INTERNAL SECURITY PER ONE MILLION POPULATION	WHB.2 AGGREG.
FORCES, INTERNAL SECURITY PER THOUSAND SQUARE KILOMETERS	WHB.2 AGGREG.
FORCES, INTERNAL SECURITY PER 1,000 WORKING AGE POPULATION	WHB.2 AGGREG.
FORCES, TOTAL INTERNAL SECURITY	WHB.2 AGGREG.
GNP (MILLION U.S. DOLLARS)	WHB.2 AGGREG.
GNP (NATIONAL CURRENCIES)	WHB.2 AGGREG.
GNP GROWTH RATES IN NATIONAL CURRENCIES	WHB.2 AGGREG.
GNP PER CAPITA GROWTH RATES IN NAT'L CURRENCIES	WHB.2 AGGREG.
GNP PER CAPITA IN NATIONAL CURRENCIES	WHB.2 AGGREG.
GOVERNMENT CONSUMPTION AS % GROSS NATIONAL PRODUCT	WHB.2 AGGREG.
HEALTH EXPENDITURE AS % GROSS NATIONAL PRODUCT	WHB.2 AGGREG.
HEALTH EXPENDITURE PER CAPITA	WHB.2 AGGREG.
HEALTH EXPENDITURE, TOTAL IN MILLION U.S. DOLLARS	WHB.2 AGGREG.
IDEOLOGICAL SKEWNESS MEASURE: MEAN	WHB.2 AGGREG.
IDEOLOGICAL SKEWNESS MEASURE: STANDARD DEVIATION	WHB.2 AGGREG.
INCOME INEQUALITY	WHB.2 AGGREG.
INCOME INEQUALITY, FAIRSHARE POINT	WHB.2 AGGREG.
INCOME INEQUALITY, GINI COEFFICIENT	WHB.2 AGGREG.
INCOME INEQUALITY, SCHULTZ COEFFICIENT	WHB.2 AGGREG.
INDEPENDENCE OR TERRITORIAL IDENTITY, DATE OF (RUSTOW)	WHB.2 AGGREG.
INDEPENDENCE, DATE OF (BANKS)	WHB.2 AGGREG.
INDEPENDENT (RELIGIOUS) COMMUNITY (% TOTAL POPULATION)	WHB.2 AGGREG.
INDUSTRIAL SHARE OF GROSS DOMESTIC PRODUCT	WHB.2 AGGREG.
INSTITUTIONAL FORM, DATE OF FOUNDING (HUDSON)	WHB.2 AGGREG.
INTERNATIONAL ORGANIZATIONS, MEMBERSHIPS IN ALL	WHB.2 AGGREG.
INTERNATIONAL ORGANIZATIONS, MEMBERSHIPS IN OTHER THAN	WHB.2 AGGREG.

LABOR FORCE % MALE POPULATION IN	WHB.2 AGGREG.
LAND INEQUALITY	WHB.2 AGGREG.
LAND INEQUALITY, FAIRSHARE POINT	WHB.2 AGGREG.
LAND INEQUALITY, GINI COEFFICIENT	WHB.2 AGGREG.
LAND INEQUALITY, SCHULTZ COEFFICIENT	WHB.2 AGGREG.
LAND INEQUALITY, 6 STAND. SECTORS, SCHULTZ COEFFICIENT	WHB.2 AGGREG.
LAND INEQUALITY, 6 STANDARDIZED SECTORS	WHB.2 AGGREG.
LAND INEQUALITY, 6 STANDARDIZED SECTORS, FAIRSHARE POINT	WHB.2 AGGREG.
LAND INEQUALITY, 6 STANDARDIZED SECTORS, GINI INDEX	WHB.2 AGGREG.
LETTERMAIL, DOMESTIC (IN THOUSANDS)	WHB.2 AGGREG.
LETTERMAIL, DOMESTIC (PER CAPITA)	WHB.2 AGGREG.
LETTERMAIL, FOREIGN (TOTAL IN THOUSANDS)	WHB.2 AGGREG.
LETTERMAIL, FOREIGN (TOTAL PER CAPITA)	WHB.2 AGGREG.
LETTERMAIL, FOREIGN AS % TOTAL	WHB.2 AGGREG.
LETTERMAIL, FOREIGN RECEIVED (IN THOUSANDS)	WHB.2 AGGREG.
LETTERMAIL, FOREIGN SENT (IN THOUSANDS)	WHB.2 AGGREG.
LIFE EXPECTANCY	WHB.2 AGGREG.
LITERACY RATES (% POP AGED 15+ ABLE TO READ AND WRITE)	WHB.2 AGGREG.
MILITARY MANPOWER PER THOUSAND POPULATION	WHB.2 AGGREG.
MILITARY MANPOWER PER THOUSAND SQUARE KILOMETERS	WHB.2 AGGREG.
MILITARY MANPOWER PER THOUSAND WORKING AGE POPULATION	WHB.2 AGGREG.
MILITARY MANPOWER, TOTAL	WHB.2 AGGREG.
MINING & MANUFACTURING: % ECONOMICALLY ACTIVE MALES ENGAGED	WHB.2 AGGREG.
MODERNIZATION: BEGINNING YEAR	WHB.2 AGGREG.
MODERNIZATION: ENDING YEAR	WHB.2 AGGREG.
MORTALITY RATES, INFANT	WHB.2 AGGREG.
MUSLIM COMMUNITY (% TOTAL POPULATION)	WHB.2 AGGREG.
NEWSPAPERS (PER 1,000 POPULATION)	WHB.2 AGGREG.
OCCUPATIONS, PROFESL & TECH: % ECON. ACTIVE MALES ENGAGED	WHB.2 AGGREG.
OCCUPATIONS, WG & SERV: % ECON. ACTIVE MALES ENGAGED	WHB.2 AGGREG.
PARTY FRACTIONALIZATION BASED ON SEATS	WHB.2 AGGREG.
PARTY FRACTIONALIZATION BASED ON VOTES	WHB.2 AGGREG.
PARTY, % LEGISLATIVE SEATS HELD BY CENTER PARTIES	WHB.2 AGGREG.
PARTY, % LEGISLATIVE SEATS HELD BY COMMUNIST PARTIES	WHB.2 AGGREG.
PARTY, % LEGISLATIVE SEATS HELD BY CONSERVATIVE PARTIES	WHB.2 AGGREG.
PARTY, % LEGISLATIVE SEATS HELD BY NON-COMMUNIST LEFT	WHB.2 AGGREG.
PARTY, % LEGISLATIVE SEATS HELD BY OTHER PARTIES	WHB.2 AGGREG.
PHYSICIANS PER MILLION POPULATION	WHB.2 AGGREG.
PHYSICIANS, TOTAL NUMBER OF	WHB.2 AGGREG.
POPULATION, % POPULATION IN CITIES 100,000+	WHB.2 AGGREG.
POPULATION, % POPULATION IN CITIES 20,000+	WHB.2 AGGREG.
POPULATION, ADULT (% POPULATION AGED 20+ YEARS)	WHB.2 AGGREG.
POPULATION, CONCENTRATION OF POPULATION IN CITIES	WHB.2 AGGREG.
POPULATION, GROWTH RATES	WHB.2 AGGREG.
POPULATION, TOTAL, IN THOUSANDS	WHB.2 AGGREG.
POPULATION, WORKING AGED (POPULATION AGED 15-64 YEARS)	WHB.2 AGGREG.
PRESS FREEDOM INDEX	WHB.2 AGGREG.
PROTEINS PER CAPITA PER DIEM	WHB.2 AGGREG.
PROTESTANT COMMUNITY (% TOTAL POPULATION)	WHB.2 AGGREG.
RADIOS PER 1000 POPULATION	WHB.2 AGGREG.
RELATIVE DISTANCE MEASURE	WHB.2 AGGREG.
ROMAN CATHOLIC COMMUNITY (% TOTAL POPULATION)	WHB.2 AGGREG.
SCHOOL ENROLLMENT, ADJUSTED RATIO (%)	WHB.2 AGGREG.
SCHOOL ENROLLMENT, UNADJUSTED RATIO (%)	WHB.2 AGGREG.
SCIENTIFIC JOURNALS, NUMBER OF	WHB.2 AGGREG.
STEEL CONSUMPTION	WHB.2 AGGREG.
STEEL CONSUMPTION, PER CAPITA	WHB.2 AGGREG.
STEEL CONSUMPTION, PER CAPITA GROWTH RATES	WHB.2 AGGREG.
TELEPHONES (PER ONE THOUSAND POPULATION)	WHB.2 AGGREG.
TELEPHONES, TOTAL (IN UNITS)	WHB.2 AGGREG.

TELEVISIONS PER 1000 POPULATION
 TRADE, TOTAL
 TRADE, TOTAL AS % GROSS NATIONAL PRODUCT
 TRANSPORTATION & COMMUNICATION SHARE OF GDP
 UN ORGANIZATIONS, MEMBERSHIPS

WHB.2 AGGREG.
 WHB.2 AGGREG.
 WHB.2 AGGREG.
 WHB.2 AGGREG.
 WHB.2 AGGREG.

ANNUAL EVENT DATA

AMNESTY AND RELAXATION OF POLITICAL RESTRICTIONS
 ARMED ATTACK EVENTS
 ASSASSINATIONS, POLITICAL
 DEATHS FROM POLITICAL VIOLENCE
 DEMONSTRATIONS, ANTI-GOVERNMENT
 DEMONSTRATIONS, PRO-GOVERNMENT
 ELECTIONS
 EXECUTIONS
 POWER ADJUSTMENTS, MINOR REGULAR
 POWER RENEWAL EVENTS
 POWER TRANSFERS, IRREGULAR
 POWER TRANSFERS, MAJOR REGULAR
 POWER TRANSFERS, UNSUCCESSFUL ATTEMPTS AT IRREGULAR
 POWER TRANSFERS, UNSUCCESSFUL ATTEMPTS AT REGULAR
 RIOTS
 SANCTIONS, ACTS OF NEGATIVE
 STRIKES, POLITICAL

WHB.2 EVENTS
 WHB.2 EVENTS
 WHB.2 EVENTS
 WHB.2 EVENTS
 WHB.2 EVENTS
 WHB.2 EVENTS
 WHB.2 EVENTS
 WHB.2 EVENTS
 WHB.2 EVENTS
 WHB.2 EVENTS
 WHB.2 EVENTS
 WHB.2 EVENTS
 WHB.2 EVENTS
 WHB.2 EVENTS
 WHB.2 EVENTS
 WHB.2 EVENTS
 WHB.2 EVENTS
 WHB.2 EVENTS
 WHB.2 EVENTS

RAW DATA

ETHNIC GROUPS, POP. IN EACH FOR FRACTIONALIZATION
 EXPORT COMMODITIES, FOR CONCENTRATION
 EXPORT RECEIVING COUNTRIES, FOR CONCENTRATION
 INEQUALITY, % DISTRIBUTION ACREAGE
 INEQUALITY, % DISTRIBUTION ACREAGE (6 SECTORS)
 INEQUALITY, % DISTRIBUTION FARMS
 INEQUALITY, % DISTRIBUTION FARMS (6 SECTORS)
 INEQUALITY, % DISTRIBUTION GDP AT FACTOR COST - SECTOR
 INEQUALITY, % DISTRIBUTION LABOR FORCE (PART) SECTOR
 INEQUALITY, % DISTRIBUTION TOTAL LABOR FORCE - SECTOR
 LANGUAGE GROUPS, POP. IN EACH FOR FRACTIONALIZATION
 PARTY, SEATS HELD BY EACH FOR FRACTIONALIZATION
 PARTY, VOTES FOR EACH, FOR FRACTIONALIZATION
 POPULATION BY CITY FOR CONCENTRATION

WHB.2 RAW
 WHB.2 RAW
 WHB.2 RAW
 WHB.2 RAW
 WHB.2 RAW
 WHB.2 RAW
 WHB.2 RAW
 WHB.2 RAW
 WHB.2 RAW
 WHB.2 RAW
 WHB.2 RAW
 WHB.2 RAW
 WHB.2 RAW
 WHB.2 RAW
 WHB.2 RAW
 WHB.2 RAW
 WHB.2 RAW
 WHB.2 RAW
 WHB.2 RAW

CHARLES L. TAYLOR AND MICHAEL C. HUDSON, WORLD HANDBOOK
OF POLITICAL AND SOCIAL INDICATORS, II: DAILY EVENT DATA.

THIS DATA SET CONTAINS 57,268 RECORDS OF DATA FOR 17
POLITICAL EVENTS: RIOTS, DEATHS FROM POLITICAL VIOLENCE,
POLITICAL ASSASSINATIONS, ARMED ATTACKS, ELECTIONS,
PROTEST DEMONSTRATIONS, REGIME SUPPORT DEMONSTRATIONS,
POLITICAL STRIKES, RENEWALS OF POWER, UNSUCCESSFUL
EXECUTIVE TRANSFERS, UNSUCCESSFUL IRREGULAR TRANSFERS,
IRREGULAR POWER TRANSFERS, EXECUTIVE ADJUSTMENTS,
REGULAR EXECUTIVE TRANSFERS, EXECUTIONS, ACTS OF
NEGATIVE SANCTION, AND ACTS OF RELAXATION OF POLITICAL
RESTRICTIONS. THE DATA ARE RECORDED AT DAILY INTERVALS
FOR EACH EVENT GROUP FOR EACH COUNTRY DURING THE TWENTY
YEAR PERIOD 1948-1967. FOR EXAMPLE, TWO RIOTS IN A COUNTRY
ON THE SAME DAY APPEAR AS ONE RECORD OR CASE; BUT ONE
RIOT AND ONE ELECTION IN A COUNTRY ON THE SAME DAY APPEAR
AS TWO SEPARATE RECORDS. SEVEN SOURCES WERE USED INCLUDING
THE NEW YORK TIMES INDEX AND AP.

AMNESTY AND RELAXATION OF POLITICAL RESTRICTIONS	WHB.2 EVENTS
ARMED ATTACK EVENTS	WHB.2 EVENTS
ASSASSINATIONS, POLITICAL	WHB.2 EVENTS
DEATHS FROM POLITICAL VIOLENCE	WHB.2 EVENTS
DEMONSTRATIONS, ANTI-GOVERNMENT	WHB.2 EVENTS
DEMONSTRATIONS, PRO-GOVERNMENT	WHB.2 EVENTS
ELECTIONS	WHB.2 EVENTS
EXECUTIONS	WHB.2 EVENTS
POWER ADJUSTMENTS, MINOR REGULAR	WHB.2 EVENTS
POWER RENEWAL EVENTS	WHB.2 EVENTS
POWER TRANSFERS, IRREGULAR	WHB.2 EVENTS
POWER TRANSFERS, MAJOR REGULAR	WHB.2 EVENTS
POWER TRANSFERS, UNSUCCESSFUL ATTEMPTS AT IRREGULAR	WHB.2 EVENTS
POWER TRANSFERS, UNSUCCESSFUL ATTEMPTS AT REGULAR	WHB.2 EVENTS
RIOTS	WHB.2 EVENTS
SANCTIONS, ACTS OF NEGATIVE	WHB.2 EVENTS
STRIKES, POLITICAL	WHB.2 EVENTS

CHARLES L. TAYLOR, MICHAEL C. HUDSON AND JOHN D. SULLIVAN,
WORLD HANDBOOK OF POLITICAL AND SOCIAL INDICATORS, II:
INTERVENTION DATA.

THIS DATA SET CONTAINS DATA FOR INTERVENTIONS RECORDED
AT DAILY INTERVALS DURING THE TWENTY-YEAR PERIOD 1948-1967.
THE DAILY REPORT IS THE UNIT OF ANALYSIS. THERE ARE
1,073 RECORDS, ONE FOR EACH DAY ON WHICH AN INTERVENTION
OCCURRED IN A COUNTRY. THE NUMBER OF RECORDS PER COUNTRY
VARIES. IF, FOR EXAMPLE, A COUNTRY HAD NO ACTION MEETING
THE CRITERIA FOR INCLUSION AS AN INTERVENTION, NO RECORD
IS GIVEN FOR THAT DAY FOR THAT COUNTRY. THOSE COUNTRIES
NOT INVOLVED IN AN INTERVENTION WERE EXCLUDED. DATA ARE
RECORDED FOR 89 OF THE 136 NATIONS IN THE WORLD HANDBOOK
AGGREGATE DATA FILE AND TWO INTERNATIONAL ORGANIZATIONS.
SOME OF THE VARIABLES INCLUDED ARE THE NUMBER OF INTERVENERS,
TYPES OF GROUP INVOLVED, AIR AND NAVAL INCURSIONS AND
LENGTH OF INTERVENER'S PRESENCE IN THE COUNTRY. THE DATA
SOURCES ARE THE NEW YORK TIMES INDEX, ASSOCIATED PRESS,
ASIAN RECORDER, AFRICAN RESEARCH BULLETIN, MIDDLE EAST
JOURNAL AND AFRICAN DIARY.

INTERVENTIONS, AIR INCURSION - NONE OR TYPE	WHB.2 INTRVNS
INTERVENTIONS, AMOUNT OF AIR INCURSION	WHB.2 INTRVNS
INTERVENTIONS, AMOUNT OF NAVAL FORCE EMPLOYED	WHB.2 INTRVNS
INTERVENTIONS, AMOUNT OF TROOP INTERVENTION	WHB.2 INTRVNS
INTERVENTIONS, DATE	WHB.2 INTRVNS
INTERVENTIONS, DIVISION OF SUPPORT IF >1 INTERVENER	WHB.2 INTRVNS
INTERVENTIONS, INTERVENER SUPPORTING - GOVT, REBELS, ETC.	WHB.2 INTRVNS
INTERVENTIONS, LENGTH OF PRESENCE IN COUNTRY	WHB.2 INTRVNS
INTERVENTIONS, NATURE OF ACTION	WHB.2 INTRVNS
INTERVENTIONS, NAVAL FORCE EMPLOYED - YES, NO	WHB.2 INTRVNS
INTERVENTIONS, NON EAST OR WEST BLOC MEMBERS INVOLVED	WHB.2 INTRVNS
INTERVENTIONS, NUMBER OF CASUALTIES TO INTERVENER	WHB.2 INTRVNS
INTERVENTIONS, NUMBER OF INTERVENERS	WHB.2 INTRVNS
INTERVENTIONS, ORIGIN OF REPORT	WHB.2 INTRVNS
INTERVENTIONS, OTHER EAST OR WEST BLOC MEMBERS INVOLVED	WHB.2 INTRVNS
INTERVENTIONS, SHELLING BY INTERVENER - YES, NO	WHB.2 INTRVNS
INTERVENTIONS, SOURCE	WHB.2 INTRVNS
INTERVENTIONS, THIRD PARTY STATEMENTS DIRECTED AT INTERVENER	WHB.2 INTRVNS
INTERVENTIONS, TROOP INTERVENTION - YES, NO	WHB.2 INTRVNS
INTERVENTIONS, TYPE OF GROUP	WHB.2 INTRVNS
INTERVENTIONS, TYPE OF REPORT	WHB.2 INTRVNS
INTERVENTIONS, US AND/OR USSR INVOLVED IN INTERVENTION	WHB.2 INTRVNS

JOHN GILLESPIE AND DINA ZINNES, WORLD TRADE DATA:
1958-1968.

THIS DATA SET CONTAINS EXPORT AND IMPORT TRADE DATA
COLLECTED ON A COUNTRY BY COUNTRY, DIRECTIONAL BASIS.
THE SOURCE IS INTERNATIONAL MONETARY FUND SERIES OF ANNUAL
VOLUMES--DIRECTION OF TRADE. ALL DATA ARE REPORTED IN
U.S. DOLLARS.

TRADE, DECK (OR CARD) INDICATOR
TRADE, DYADIC (YEARLY-1958-1968)
TRADE, TYPE INDICATOR

WORLD TRADE
WORLD TRADE
WORLD TRADE

J. DAVID SINGER AND MELVIN SMALL, THE WAGES OF WAR:
NATION DATA.

THERE ARE TWO NATION LEVEL DATA SETS
AVAILABLE. THE FIRST IS TOTAL NATIONAL WAR EXPERIENCE.
THIS SET CONTAINS DATA ON 35 VARIABLES RELATED TO THE
CUMULATIVE WAR EXPERIENCE OF SOME 144 NATIONS DURING THE
YEARS 1816-1965. THE SECOND DATA SET IS NATION IN EACH
WAR. THIS SET CONTAINS DATA ON SOME 29 VARIABLES RELATED
TO THE EXPERIENCE OF A NATION IN A PARTICULAR WAR.
THERE ARE 239 NATION-WAR CASES. SEE J. DAVID SINGER AND
MELVIN SMALL, THE WAGES OF WAR, 1816-1965: A STATISTICAL
HANDBOOK, JOHN WILEY AND SONS, 1972.

NATION DATA

BATTLE DEATHS EXPERIENCED BY NATION, NUMBER OF	WOW: NATION
BATTLE DEATHS IN CENTRAL SYSTEM WARS EXPERIENCED BY NATION	WOW: NATION
BATTLE DEATHS IN CENTRAL SYSTEM WARS: MBR EACH SIDE	WOW: NATION
BATTLE DEATHS IN COLONIAL AND IMPERIAL WARS FOR NATION	WOW: NATION
BATTLE DEATHS IN INTERSTATE WARS EXPERIENCED BY NATION	WOW: NATION
BATTLE DEATHS IN MAJOR POWER WARS EXPERIENCED BY NATION	WOW: NATION
BATTLE DEATHS IN WARS: MAJOR POWER EACH SIDE BY NATION	WOW: NATION
CENTRAL SYSTEM MEMBERSHIP, YEAR NATION GAINED	WOW: NATION
CENTRAL SYSTEM MEMBERSHIP, YEAR NATION LOST	WOW: NATION
CENTRAL SYSTEM WARS EXPERIENCED BY NATION, NUMBER OF	WOW: NATION
COLONIAL AND IMPERIAL WARS EXPERIENCED BY NATION, NUMBER OF	WOW: NATION
INTERSTATE SYSTEM MEMBERSHIP, YEAR NATION GAINED 1ST TIME	WOW: NATION
INTERSTATE SYSTEM MEMBERSHIP, YEAR NATION GAINED 2ND TIME	WOW: NATION
INTERSTATE SYSTEM MEMBERSHIP, YEAR NATION LOST 1ST TIME	WOW: NATION
INTERSTATE SYSTEM MEMBERSHIP, YEAR NATION LOST 2ND TIME	WOW: NATION
INTERSTATE WARS EXPERIENCED BY NATION, NUMBER OF	WOW: NATION
MAJOR POWER STATUS, YEAR NATION GAINED 1ST TIME	WOW: NATION
MAJOR POWER STATUS, YEAR NATION GAINED 2ND TIME	WOW: NATION
MAJOR POWER STATUS, YEAR NATION LOST 1ST TIME	WOW: NATION
MAJOR POWER STATUS, YEAR NATION LOST 2ND TIME	WOW: NATION
MAJOR POWER WARS EXPERIENCED BY NATION, NUMBER OF	WOW: NATION
NATION MONTHS OF CENTRAL SYSTEM MEMBER ON EACH SIDE WAR	WOW: NATION
NATION MONTHS OF CENTRAL SYSTEM WAR EXPERIENCED BY NATION	WOW: NATION
NATION MONTHS OF COLONIAL AND IMPERIAL WAR FOR NATION	WOW: NATION
NATION MONTHS OF INTERSTATE WAR EXPERIENCED BY NATION	WOW: NATION
NATION MONTHS OF MAJOR POWER WAR EXPERIENCED BY NATION	WOW: NATION
NATION MONTHS OF WAR EXPERIENCED BY NATION	WOW: NATION
NATION MONTHS: MAJOR POWER ON EACH SIDE WAR BY NATION	WOW: NATION
NUMBER OF TIMES NATION INITIATED INTERSTATE WAR	WOW: NATION
WARS EXPERIENCED BY NATION, NUMBER OF	WOW: NATION
WARS WITH MAJOR POWER ON EACH SIDE EXPERIENCED, NUMBER OF	WOW: NATION
WARS: # FOR NATION WITH CENTRAL SYSTEM MBR EACH SIDE	WOW: NATION
YEARS NATION HELD MAJOR POWER STATUS, NUMBER OF	WOW: NATION
YEARS NATION WAS IN CENTRAL SYSTEM, NUMBER OF	WOW: NATION
YEARS NATION WAS IN INTERSTATE SYSTEM, NUMBER OF	WOW: NATION

NATION IN WAR DATA

ARMED FORCES OF PARTICIPANT, PREWAR	WOW: NAT/WAR
CENTRAL SYSTEM MEMBER DURING WAR	WOW: NAT/WAR
DATE OF PARTICIPATION, 1ST BEGINNING YR., MON., DAY	WOW: NAT/WAR
DATE OF PARTICIPATION, 1ST ENDING MON., YR., DAY	WOW: NAT/WAR
DATE OF PARTICIPATION, 2ND ENDING DAY, MON., YR.	WOW: NAT/WAR
DATE OF PARTICIPATION, 2ND ENDING MON., DAY, YEAR	WOW: NAT/WAR

DATE OF PARTICIPATION, 2ND BEGINNING DAY, MON., YR.
 INITIATE INTERSTATE WAR-NATION DID/DID NOT
 MAJOR POWER STATUS DURING WAR
 NATION FOUGHT IN AFRICA
 NATION FOUGHT IN ASIA
 NATION FOUGHT IN EUROPE
 NATION FOUGHT IN MIDDLE EAST
 NATION FOUGHT IN OCEANIA
 NATION FOUGHT IN WESTERN HEMISPHERE
 NATION MONTHS OF WAR EXPERIENCED BY PARTICIPANT
 OUTCOME SCALE, ORDINAL
 POPULATION OF PARTICIPANT, PREWAR
 WAR THEATER, AFRICA
 WAR THEATER, ASIA
 WAR THEATER, EUROPE
 WAR THEATER, MIDDLE EAST
 WAR THEATER, OCEANIA
 WAR THEATER, WESTERN HEMISPHERE
 WAR TYPE: INTERSTATE, COLONIAL, IMPERIAL
 WAR TYPE, CENTRAL SYSTEM PARTICIPANT
 WAR TYPE, CENTRAL SYSTEM PARTICIPANT ON EACH SIDE
 WAR TYPE, MAJOR POWER PARTICIPANT
 WAR TYPE, MAJOR POWER PARTICIPANT ON EACH SIDE

NCW: NAT/WAR
 NCW: NAT/WAR
 NCW: NAT/WAR
 NCW: NAT/WAR
 NCW: NAT/WAR
 NCW: NAT/WAR
 NCW: NAT/WAR
 NCW: NAT/WAR
 NCW: NAT/WAR
 NCW: NAT/WAR
 NCW: NAT/WAR
 NCW: NAT/WAR
 NCW: NAT/WAR
 NCW: NAT/WAR
 NCW: NAT/WAR
 NCW: NAT/WAR
 NCW: NAT/WAR
 NCW: NAT/WAR
 NCW: NAT/WAR
 NCW: NAT/WAR

J. DAVID SINGER AND MELVIN SMALL, THE WAGES OF WAR, 1816-1965: PAIRS FILE.

THE PAIRS FILE CONTAINS DATA ON 1,312 PAIRS OF NATIONS INVOLVED IN WARS. THERE ARE 41 VARIABLES INCLUDING TYPE OF WAR, DURATION AND CHARACTERISTICS OF EACH SIDE. SEE J. DAVID SINGER AND MELVIN SMALL, THE WAGES OF WAR, 1816-1965: A STATISTICAL HANDBOOK, JOHN WILEY AND SONS,

DYAD, ARMED FORCES, PREWAR; 1ST PAIR MEMBER	WOW: PAIRS
DYAD, ARMED FORCES, PREWAR; 2ND PAIR MEMBER	WOW: PAIRS
DYAD, BATTLE DEATHS, 1ST PAIR MEMBER	WOW: PAIRS
DYAD, BATTLE DEATHS, 2ND PAIR MEMBER	WOW: PAIRS
DYAD, DURATION OF RELATIONSHIP IN NATION MONTHS	WOW: PAIRS
DYAD, NATION IN CENT. SYST. DURING THE WAR, 1ST PAIR MEMB.	WOW: PAIRS
DYAD, NATION IN CENT. SYST. DURING THE WAR, 2ND PAIR MEMB.	WOW: PAIRS
DYAD, NATION MONTHS OF WAR, 1ST PAIR MEMBER	WOW: PAIRS
DYAD, NATION MONTHS OF WAR, 2ND PAIR MEMBER	WOW: PAIRS
DYAD, NATION WAS A MAJOR POWER DURING THE WAR, 1ST PAIR MEMB.	WOW: PAIRS
DYAD, NATION WAS A MAJOR POWER DURING THE WAR, 2ND PAIR MEMB.	WOW: PAIRS
DYAD, OUTCOME OF WAR FOR PAIR	WOW: PAIRS
DYAD, POPULATION, PREWAR; 1ST PAIR MEMBER	WOW: PAIRS
DYAD, POPULATION, PREWAR; 2ND PAIR MEMBER	WOW: PAIRS
DYAD, RELATIONSHIP BETWEEN PAIR	WOW: PAIRS
DYAD, RELATIONSHIP IN WAR, DAY, MON., YEAR ENDED 2ND TIME	WOW: PAIRS
DYAD, RELATIONSHIP IN WAR, DAY, MON., YEAR 1ST BEGUN	WOW: PAIRS
DYAD, RELATIONSHIP IN WAR, DAY, MON., YEAR 1ST ENDED	WOW: PAIRS
DYAD, RELATIONSHIP IN WAR, DAY, MON., YR. BEGUN 2ND TIME	WOW: PAIRS
DYAD, WAR THEATER, AFRICA	WOW: PAIRS
DYAD, WAR THEATER, ASIA	WOW: PAIRS
DYAD, WAR THEATER, EUROPE	WOW: PAIRS
DYAD, WAR THEATER, MIDDLE EAST	WOW: PAIRS
DYAD, WAR THEATER, OCEANIA	WOW: PAIRS
DYAD, WAR THEATER, WESTERN HEMISPHERE	WOW: PAIRS
DYAD, WAR TYPE; INTERSTATE, COLONIAL, IMPERIAL	WOW: PAIRS
DYAD, WAR TYPE, MAJOR POWER PARTICIPANT	WOW: PAIRS
DYAD, WAR TYPE, CENTRAL SYSTEM PARTICIPANT	WOW: PAIRS
DYAD, WAR TYPE, CENTRAL SYSTEM PARTICIPANT ON EACH SIDE	WOW: PAIRS
DYAD, WAR TYPE, MAJOR POWER PARTICIPANT ON EACH SIDE	WOW: PAIRS

J. DAVID SINGER AND MELVIN SMALL, THE WAGES OF WAR:
WAR DATA.

THE WAR FILE CONTAINS DATA FOR 93 INTERSTATE,
IMPERIAL, AND COLONIAL WARS DATING FROM 1816 THROUGH
1965. WARS WHICH DID NOT INVOLVE AT LEAST ONE INTERSTATE
SYSTEM MEMBER OR WHICH WERE CIVIL OR INTERNAL WERE
ELIMINATED. THERE ARE 30 VARIABLES INCLUDING THE
BEGINNING AND ENDING DATES OF THE WAR, LOCATION, NATION-
MONTHS, AND BATTLE DEATHS. FOR FURTHER INFORMATION SEE
J. DAVID SINGER AND MELVIN SMALL, THE WAGES OF WAR,
1816-1965: A STATISTICAL HANDBOOK, JOHN WILEY AND SONS,
1972.

WAR THEATER, AFRICA	WOW: WAR
WAR THEATER, ASIA	WOW: WAR
WAR THEATER, EUROPE	WOW: WAR
WAR THEATER, MIDDLE EAST	WOW: WAR
WAR THEATER, OCEANIA	WOW: WAR
WAR THEATER, WESTERN HEMISPHERE	WOW: WAR
WAR TYPE, INTERSTATE, COLONIAL, IMPERIAL	WOW: WAR
WAR TYPE, CENTRAL SYSTEM PARTICIPANT	WOW: WAR
WAR TYPE, CENTRAL SYSTEM PARTICIPANT ON EACH SIDE	WOW: WAR
WAR TYPE, MAJOR POWER PARTICIPANT	WOW: WAR
WAR TYPE, MAJOR POWER PARTICIPANT ON EACH SIDE	WOW: WAR
WAR, ARMED FORCES OF PARTICIPANT NATIONS, TOTAL OF	WOW: WAR
WAR, BATTLE DEATHS: ALL PARTICIPANT NATIONS, TOTAL	WOW: WAR
WAR, DATE OF THE WAR, 1ST ENDING DAY, MCN., YEAR	WOW: WAR
WAR, DATE OF THE WAR, 2ND BEGINNING YR., MCN., DAY	WOW: WAR
WAR, DATE OF THE WAR, 1ST BEGINNING DAY	WOW: WAR
WAR, DATE OF WAR, 2ND ENDING DAY, MCN., YR.	WOW: WAR
WAR, DURATION OF THE WAR IN MONTHS	WOW: WAR
WAR, NATION MONTHS OF WAR: ALL PARTICIPANT NATIONS, TOTAL	WOW: WAR
WAR, POPULATIONS OF PARTICIPANT NATIONS, TOTAL OF	WOW: WAR
WAR, SYSTEM MEMBER NATIONS IN WAR, NUMBER OF	WOW: WAR



FEBRUARY, 1973

INSTRUCTION MANUAL FOR THE COMPUTER AIDED
INTERNATIONAL RELATIONS TEACHING
(C A I R) PACKAGE

INTERNATIONAL DATA ARCHIVE
DEPARTMENT OF POLITICAL SCIENCE
UNIVERSITY OF MICHIGAN
ANN ARBOR, MICHIGAN 48104

UNCLASSIFIED

Security Classification

DOCUMENT CONTROL DATA - R & D

Security classification of title, body of abstract and indexing annotation must be entered when the overall report is classified.

1. ORIGINATING ACTIVITY (Corporate author)		2a. REPORT SECURITY CLASSIFICATION	
INTERNATIONAL DATA ARCHIVE		UNCLASSIFIED	
		2b. GROUP	
3. REPORT TITLE			
INSTRUCTION MANUAL FOR THE COMPUTER AIDED INTERNATIONAL RELATIONS TEACHING (CAIR) PACKAGE			
4. DESCRIPTIVE NOTES (Type of report and inclusive dates)			
5. AUTHOR(S) (First name, middle initial, last name)			
6. REPORT DATE		7a. TOTAL NO. OF PAGES	7b. NO. OF REFS
February, 1973		28	4
8a. CONTRACT OR GRANT NO.		9a. ORIGINATOR'S REPORT NUMBER(S)	
N00014-67-A-0181-0041		19	
b. PROJECT NO.		9b. OTHER REPORT NO(S) (Any other numbers that may be assigned this report)	
ARPA Order No. 1411			
10. DISTRIBUTION STATEMENT			
This document has been approved for public release and sale; its distribution is unlimited and reproduction in whole or in part is permitted for any purpose of the United States Government			
11. SUPPLEMENTARY NOTES		12. SPONSORING MILITARY ACTIVITY	
Department of Political Science University of Michigan Ann Arbor, Michigan 48104		Advanced Research Projects Agency via Office of Naval Research Washington, D.C.	
13. ABSTRACT			
The instruction manual for the CAIR package is designed to introduce students to a number of topics in quantitative aggregate analysis. A number of the examples and exercises involve computer analysis and the manual was designed to be used in conjunction with the Michigan Interactive Data Analysis System (MIDAS) via the Michigan Terminal System (MTS).			

DD FORM 1473
1 NOV 65

UNCLASSIFIED

Security Classification

98

UNCLASSIFIED

Security Classification

KEY WORDS	LINK A		LINK B		LINK C	
	ROLE	WT	ROLE	WT	ROLE	WT
behavior						
theory						
hypothesis						
measure						
mean						
range						
variance						
standard deviation						
frequency distribution						
normal distribution						
variable transformation						
independent variable						
dependent variable						
indicator construction						
scatterplot						
regression						
coefficient						
correlation						

98-a

UNCLASSIFIED

Security Classification

Forward

This manual is designed to introduce students to a number of topics in quantitative aggregate analysis. The substantive examples and exercises are based on discussions of civil violence to be found in:

James C. Davies. "Toward a theory of revolution." American Sociological Review, 27 (1962), 5-18.

Ted R. Gurr. "Psychological factors in civil violence." World Politics, 20 (1968), 245-278.

A number of the examples and exercises involve computer analysis. This manual was designed to be used in conjunction with the Michigan Interactive Data Analysis System (MIDAS).

A codebook describing the variables used in the exercises accompanies this manual. These data are derived from:

Charles L. Taylor and Michael Hudson. The World Handbook of Social and Political Indicators, II. New Haven: Yale University Press, 1972.

Introduction

It has been said that in all of man's written record only God, love, and inner struggle have received the attention given to the topic of "conflict." And as social scientists continue to examine manifestations of conflict--conflict behaviors--they seek to develop theories which will explain the roots of such behaviors. In this exercise, we will study violent conflict behaviors within nations. We will employ quantitative methods to systematically evaluate the adequacy of an hypothesis bearing on the occurrence of civil strife. The exercises will be developed around the works of Davies and Gurr. Therefore, to fully understand the analysis undertaken here, you should be familiar with some of their articles.

Specifically, we will consider the hypothesis:

The higher the level of relative deprivation in a country, the higher the level of civil violence.

Do the patterns we find when we examine relevant data support this hypothesis. To answer this question, we must first determine some way to measure the two variables we are linking together in our hypothesis, namely, relative deprivation and civil violence. Let's consider civil violence first.

One measure of this variable that has been used in other research is the total number of deaths resulting from violent political events occurring within a nation during a certain time period. The data we will use were collected and published in The World Handbook of Social and Political Indicators, by Charles Taylor and Michael Hudson. In the codebook you have

for this dataset (see Variables 37-39) we find that most of these deaths occurred in conjunction with armed attacks by one group toward another. The time period we will study is 1960-1964 (Variable 38, labelled DTHS60-4). The countries included in our study are listed in the codebook (see Variable 1, C-CODE).

Let's describe DTHS60-4. Things we may want to know are:

- (1) What was the average or mean number of deaths from political violence in 1960-1964 in the countries under study?
- (2) How much does DTHS60-4 vary from country to country?
- (3) What is the range of scores for countries on DTHS60-4?

Mean and Range

The mean (or average) of a variable is easy to determine. For example, if we knew the DTHS60-4 values for eight countries, the mean value would be the sum of the values divided by the number of cases (8). The range is simply the distance from the minimum to the maximum score in the sample.

EXAMPLE 1.

<u>Country</u>	<u>DTHS60-4</u>
United Kingdom	1
Belgium	6
France	86
W. Germany	0
E. Germany	15
Portugal	24
Spain	9
Netherlands	0
	<hr/>
	141

$$\text{Mean} = \frac{141}{8} = 17.625$$

Range = 0 through 86

Variance

We are interested in why DTHS60-4 is high in some countries and low in others. In other words, we are interested in the variance of DTHS60-4. We will want to get some measure of this variance. This can be computed by taking into account how much each country's DTHS60-4 value differs from the mean value.

EXAMPLE 2.

The symbol \bar{X} is often used to stand for "the mean of variable X."

The symbol Σ means "the sum of."

The symbol N means "the total number of cases."

Country	DTHS60-4 (X)	Mean (\bar{X})	Difference (X - \bar{X})	Difference ² (X - \bar{X}) ²
U. Kingdom	1	17.625	-16.625	276.391
Belgium	6	"	-11.625	135.141
France	86	"	68.375	4675.141
W. Germany	0	"	-17.625	310.641
E. Germany	15	"	- 2.625	6.891
Portugal	24	"	6.375	40.641
Spain	9	"	- 8.625	74.391
Netherlands	0	"	-17.625	310.641

$$\Sigma X = 141$$

$$\Sigma(X - \bar{X}) = 0.0 \quad \Sigma(X - \bar{X})^2 = 5829.878$$

$$\text{Variance } (s_x^2) = \frac{5829.878}{8} = 728.735$$

$$\text{Standard deviation } (s_x) = \sqrt{s_x^2} = 26.995$$

What we have done is to calculate first the difference *between* each country's score and the mean, $(X - \bar{X})$. We next want to get an overall measure of how much countries tend to differ from the mean. Thus, we want to find something like an "average difference from the mean." A first thought might be simply to sum up the $(X - \bar{X})$ values and divide by N . The sum of $(X - \bar{X})$, however, must always equal zero; that is how the mean is defined. We can, however, square these deviations from the mean, sum them, and divide by N to obtain a "mean squared-deviation." This value, $\frac{(X - \bar{X})^2}{N}$, is known as the variance, or s_x^2 . The square root of the variance is called the standard deviation, s_x^* .

The size of the standard deviation tells us how far away, on the average, country scores are from the mean. For this reason, the standard deviation is known as a measure of a variable's dispersion. The variance of a variable is important because, as we said, it is this variance in the dependent variable that we are trying to explain by the variance in the independent variable.

*For reasons we won't go into here, we may sometimes use $N - 1$ instead of N in the denominator of the variance. The basic idea is still the same, however.

EXERCISE 1.

By hand, find the mean, variance, and standard deviation of DTHS60-4 for this sample of countries. What is the range of scores?

<u>Country</u>	DTHS60-4	$(X-\bar{X})$	$(X-\bar{X})^2$
Mali	5		
Senegal	13		
Mauritania	3		
Gambia	0		
Niger	22		
Ivory Coast	1		
Liberia	0		

Standard Deviation =

EXERCISE 2.

Using the DESC command, find the N, mean, standard deviation, and minimum and maximum values for DTHS60-4 for all cases in the dataset.*

Command:

$$N =$$

Standard Deviation =

Frequency Distribution

As we said, the standard deviation tells us how "spread out" the cases are with reference to a particular variable. A frequency distribution shows us pictorially the same thing; it is simply a tabulation of the number of cases having each score, or interval of scores, on a variable.

*DESC will also supply the value of the "standard error of the mean." We will not discuss this value here.

EXAMPLE 3.

A frequency distribution on DTHS60-4 of the fifteen countries presented thusfar is shown below (Figure 1).




Figure 1.

Figure 1 shows that most of the fifteen countries experienced less than 10 deaths from political violence in the period 1960-1964, that a few countries had scores in the 10-30 range and that one country had a high DTHS60-4 score that pulled the mean away from the low end of the scale.

Ideally, we would want the distribution of cases along the range of a variable to approach a normal distribution, as shown in Figure 2.

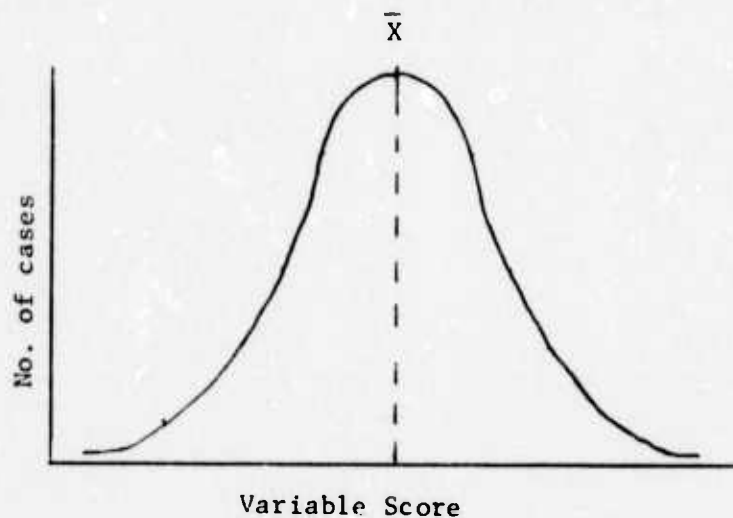


Figure 2.

Many statistical techniques technically require normally distributed data values. The more that the data are not normally distributed, the more the chance that the results of the analysis will be distorted.

EXAMPLE 4.

The command: `hist v=38 int=25: c=all`
enabled us to obtain a frequency distribution (with 25 intervals) for all the 136 countries for the DTHS60-4 variable.

DTHS60-4

0.	+XXXXXXXXXXXXXXXXXXXXXXXXXXXXXXXXXXXX120
1407.3	+XX10
2815.6	+
4223.4	+
5631.2	+1
7039.0	+
8446.7	+1
9854.5	+
11262.	+
12670.	+1
14078.	+
15486.	+
16893.	+
18301.	+
19709.	+
21117.	+2
22525.	+
23932.	+
25340.	+
26748.	+
28150.	+
29564.	+
30971.	+
32379.	+
33787.	+1

136 OBSERVATIONS PLOTTED (EACH X= 3)

The frequency plot illustrates a tendency noticed in the previous example, only much more so: a single country experiencing very high levels of political violence has caused the distribution to be extremely skewed. Practically all the countries have been "bunched" on one end of the range, with just a few nations scattered along the range. The cases do not fall symmetrically around the mean. The high standard deviation (4064.7 deaths) obtained in Exercise 2 indicates what we now see, namely, a very skewed distribution.

Variable Transformation

A partial solution to this predicament is to transform the scores in some way that will allow the countries to be distributed more normally

along the total range of the variable. One common transformation is logarithmic (to the base 10). First, some value (usually 1) is added to each country's score. This is necessary because a score of 0 cannot be logged. Once this is accomplished, each country is assigned the log of its original score (the log of 1 is 0). These transformed scores should distribute themselves more normally than the original values.

EXAMPLE 5.

For our example, the proper TRANS commands are:

trans v60=v38+1 l=dths+1

trans v60=log10(v60) l=logdths

hist v=60 int=25:

```
LOGDTHS
0.      +XXXXXXXXXXXXXXXXXXXXXXXXXXXXXXXXXXXX41
.18870  +
.37740  +XXXXXXXXXX10
.55610  +XXXX4
.75479  +XXXXXX6
.94349  +X2
1.1322  +XXXXXXX7
1.3209  +XXXXXXXXX8 ----- Mean
1.5096  +XX3
1.6983  +XXXXXXXXX6
1.8870  +XXXXX5
2.0757  +XXXX
2.2641  +XXXXX5
2.4528  +XXXX
2.6418  +XXXXXXXXX9
2.8305  +XXXXX5
3.0192  +XX3
3.2079  +XXXXXX6
3.3966  +
3.5853  +
3.7740  +1
3.9627  +1
4.1514  +1
4.3401  +X2
4.5288  +1
136 OBSERVATIONS PLOTTED (EACH X= 1)
```

The distribution is still skewed, since nothing can be done to "spread out" the cases with raw scores of 0. But at least the cases are now distributed along the entire range, and the distribution is more normal than before. We will use this LOGDTHS variable in later analysis.

EXERCISE 3.

Choose one of the event frequency variables. Find the mean, range, and standard deviation. Plot a frequency distribution and describe what you find. Does a logarithmic transformation improve the distribution of country scores?

Indicator Construction

We must now determine how we will measure our independent variable, relative deprivation. We remember from the articles we read that relative deprivation refers essentially to a perceived "gap" between the level of need satisfaction people expect and the actual level of satisfaction. As Davies argued this gap is likely to occur when a period of economic and social development is followed by a period of reversal (see Figure 3).

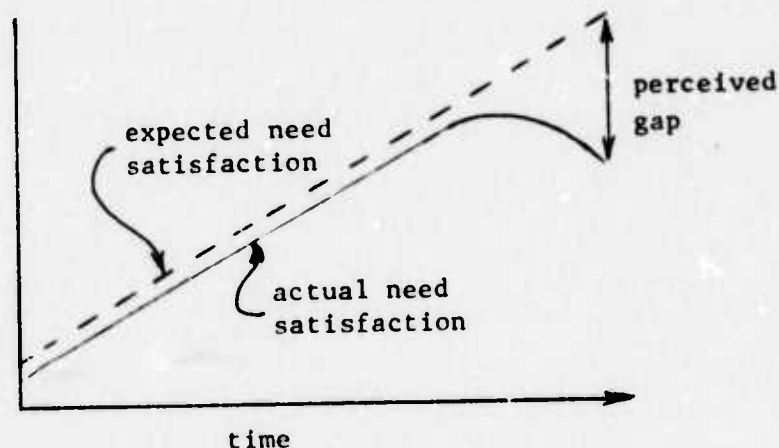


Figure 3.

One indicator of the economic well-being of the people of a nation is gross national product per capita. Since the notion of relative deprivation has to do with occurrences over time, we should focus not on the level of GNP/per capita at any one time point, but instead should examine growth in this variable within countries over time.

We can construct an indicator that measures the percent of growth in GNP per capita from 1955 to 1960 in each nation. This indicator is defined as:

$$\begin{array}{l} \text{\% of growth in} \\ \text{GNP/C 55-60} \end{array} = \frac{\text{GNP/C. 60} - \text{GNP/C. 55}}{\text{GNP/C. 55}}$$

Similarly, for each nation, the percent gain in GNP/capita achieved in 1965 compared with GNP/capita in 1960 is:

$$\begin{array}{l} \text{\% of growth in} \\ \text{GNP/C. 60-65} \end{array} = \frac{\text{GNP/C. 65} - \text{GNP/C. 60}}{\text{GNP/C. 60}}$$

We now have measures of growth in GNP/capita for two time periods and for each country. Now, let us assume that, for a given country, the populace's expectations of economic growth in the second time period were based on the actual growth achieved in the first time period. Then the difference between percentage growth in GNP/C (1955-60) and percentage growth in GNP/C (1960-65) will serve as an index of the gap between expected and achieved need satisfaction.

EXAMPLE 6.

To create the index of relative deprivation (labelled REL.DEPR), the following commands were required:

trans v70=v19-v18 l=gnp60-55

trans v70=v70/v18 l=%gnp.t1

These first two commands give us the percent growth in GNP per capita in 1960 when compared with 1955. The next two commands form the percent growth in GNP per capita for the 1960-1965 period.

```
trans v71=v20-v19 l=gnp65-60
```

```
trans v71=v71/v19 l=%gnp.t2
```

The subtraction of actual growth in GNP per capita, 1960-1965, from the "expected" growth rate based on growth in GNP per capita, 1955-1960, forms our index of relative deprivation for the latter time period.

```
trans v72=v70-v71 l=rel.depr
```

By using the DESC and HIST commands, we can investigate the distributional characteristics of our new variable, REL.DEPR.

DESCRIPTIVE MEASURES

VARIABLE	N	MEAN	STD DEV	SE OF MEAN	MINIMUM	MAXIMUM
REL.DEPR	51	-.36202	-.12220	.17111	-.32135	.24112

First, we see that we are able to obtain an index value for only 51 countries. This is because there were no data available on GNP/capita for many countries for the 1955 and 1960 time periods. Next we see that the mean is negative, $-.0362$.^{*} How would a country receive a negative score on the REL.DEPR index, and what would this mean? A negative score simply means that, for that country, the growth rate in the second time period was greater than the rate for 1955-1960. Based on our assump-

^{*}Computer output often has numbers placed in scientific notation. The "E 1" following $-.36202$ (the mean in the DESC output) instructs us to move the decimal point one place to the left. Hence the mean is $-.036202$.

tions, this would mean that actual need satisfaction exceeded expected need satisfaction. We would expect low levels of violence in countries with negative scores on REL.DEPR.

From the DESC output we also see that the scores on REL.DEPR range from $-.32185$ to $+.24112$ with a standard deviation of $.1222$.

HISTOGRAM/FREQUENCIES

REL.DEPR	
$-.32185$	+1
$-.29222$	+
$-.26259$	+X2
$-.23296$	+
$-.20333$	+
$-.17370$	+XXX4
$-.14407$	+XXXX5
$-.11444$	+XXXXXX7
$-.08480$	-1+XX3
$-.05517$	-1+XX3
$-.02554$	-1+XXXX5
$.00806$	-2+XXXX5
$.03371$	-1+X2
$.06334$	-1+XX3
$.09297$	-1+XXX4
$.12260$	+XX3
$.15223$	+1
$.18186$	+X2
$.21149$	+
$.24112$	+1

51 OBSERVATIONS PLOTTED (EACH X= 1)

The frequency distribution of REL.DEPR is not badly skewed. Most of the cases are close to the mean, and both ends of the distribution taper off smoothly. There is little need to transform this variable in order to "normalize" the distribution.



EXERCISE 4.

Energy consumption per capita is another measure of economic development that we could have used. Compute an index of REL.DEPR using variables 15-17. Describe the characteristics of this new index using the DESC and HIST commands. Would you suggest a transformation of your index in order to improve the distribution?

Relationships Between Two Variables: Scatter-Plot

We have obtained measures of our dependent and independent variables. It is now time to begin evaluating the hypothesis that was stated at the beginning of our work, i.e., that relative deprivation is positively related to civil violence.

One good way to get a picture of how two variables "go together" is with a scatterplot. A scatterplot involves nothing more than placing each country on a graph according to its scores on the dependent and independent variables. The range of values of the dependent variable is marked along the vertical (or Y) axis, and the independent variable values are marked along the horizontal (or X) axis.

Figure 4 shows four hypothetical scatterplots. Figure 4a shows a strong positive relationship between two variables. Cases scoring high on X also tend to be high on Y. Very few cases fail to fit the pattern. Figure 4b shows a more moderate relationship between the two variables. Again, a positive trend in the distribution of cases is apparent, but there are a number of cases that are scattered far away from the trend line. Figure 4c shows no relationship whatsoever between the two variables. Cases are scattered all about the surface of the graph with no apparent

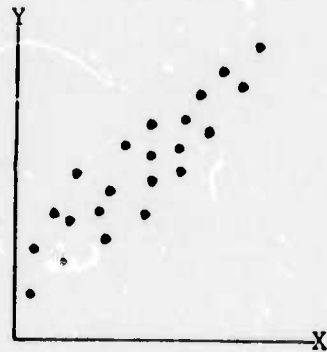


Fig. 4a




Fig. 4b




Fig. 4c




Fig. 4d

Figure 4.

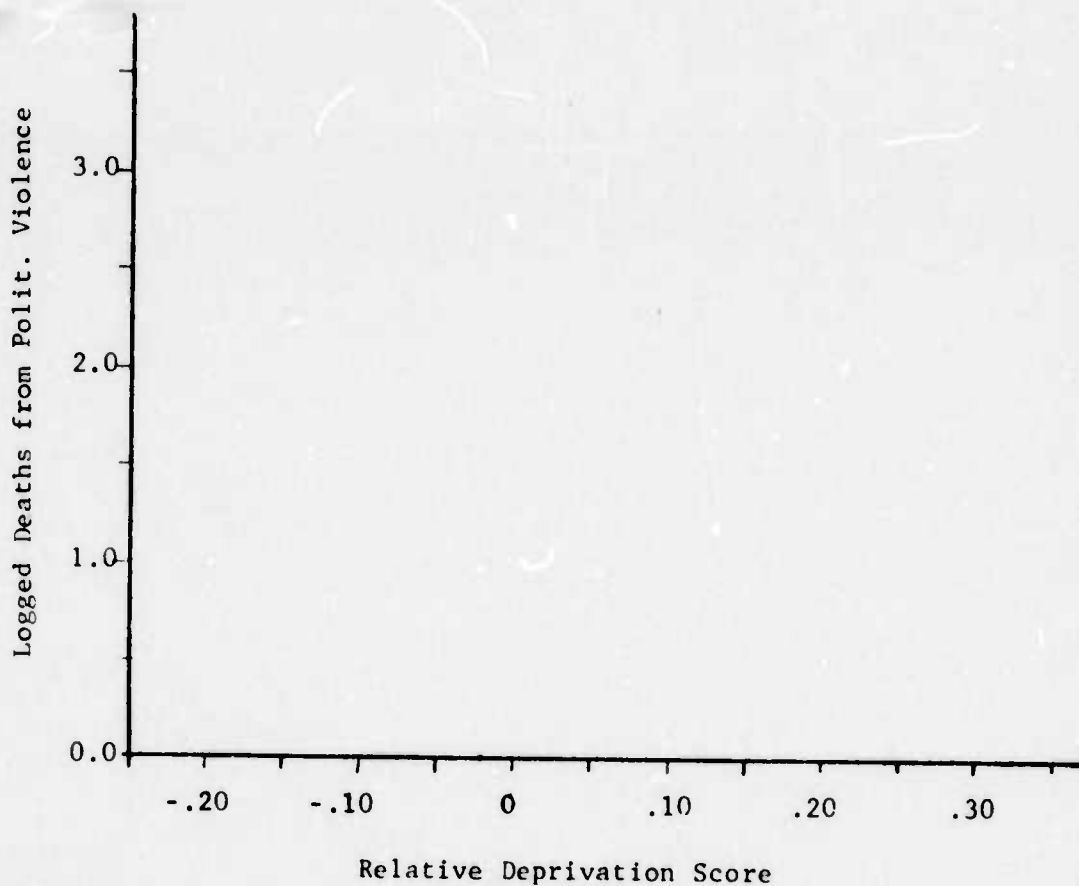
pattern. Finally, Figure 4d shows a moderate negative relationship. There is a clear trend in the pattern of cases, but this time the higher the X value, the lower the Y value tends to be. That is a negative or inverse relationship. A scatterplot can tell you a good deal about both the direction (negative or positive) and the strength (strong, moderate, none) of the relationship between two variables.

EXERCISE 5.

Using a set of axes like the one below, plot the following countries.

Describe the relationship you find.

<u>Country</u>	<u>REL. DEPR</u>	<u>LOGDTHS60-4</u>
Canada	-.17	0.78
Guatemala	.07	1.78
Honduras	.11	1.48
Spain	-.05	1.00
Portugal	-.13	1.40
Zambia	.24	3.12
Philippines	.00	1.85
Rhodesia	.16	1.70
Domin. Repub.	.19	2.32
Australia	-.12	0.00



EXAMPLE 7.

The SCAT command enables us to see a scatterplot of the relationship between two variables. For our example, the command:

scat v=60,72

illustrates the relationship between LOGDTHS (variable 60) and REL.DEPR (variable 72).

SCATTER PLOT

LOGDTHS
3.2555

51 CASES FOR THIS GRAPH

2.5820

1.9000

1.2349

.56180

-.32185


-.21845

-.10355

.11337 -1

.12623

REL.DEPR
.24112



We can see that there is a moderate, but clear, positive association between the two variables. High levels of relative deprivation are associated with high levels of political violence. We also notice that there is a cluster of countries that do not fit the overall pattern very well.

It turns out that these countries are almost all western democracies.* This may lead us to suspect other factors which serve to moderate the relationship between relative deprivation and civil violence. (Alternatively, we may suspect that our measure of relative deprivation is flawed, since these countries all tend to have high GNP per capita scores.)

EXERCISE 6.

Obtain a scatterplot of the log of deaths from domestic violence (1960-4) against the relative deprivation index computed from the three energy consumption per capita variables. Discuss the relationship you find.

Regression

In the previous scatterplot, we drew in a dashed line to show the general direction of the association, but we didn't say how we decided where to place this line. This line is called the regression line of variable Y on variable X.

By looking at another picture of the same scatterplot (Figure 5) we can see something interesting. Although the line goes through most of the points, it misses each case by some amount, e . Each e value is the distance between where a case is actually located in the scatterplot and where it would be located if the relationship were perfectly linear.

*Costa Rica, Ireland, Netherlands, Switzerland, West Germany, Uruguay, United Kingdom, Norway, Sweden, Denmark, Austria, Iceland, New Zealand, Australia, Japan.

SCATTER PLOT

LOCOTHS
5.2555

51 CASES FOR THIS GRAPH

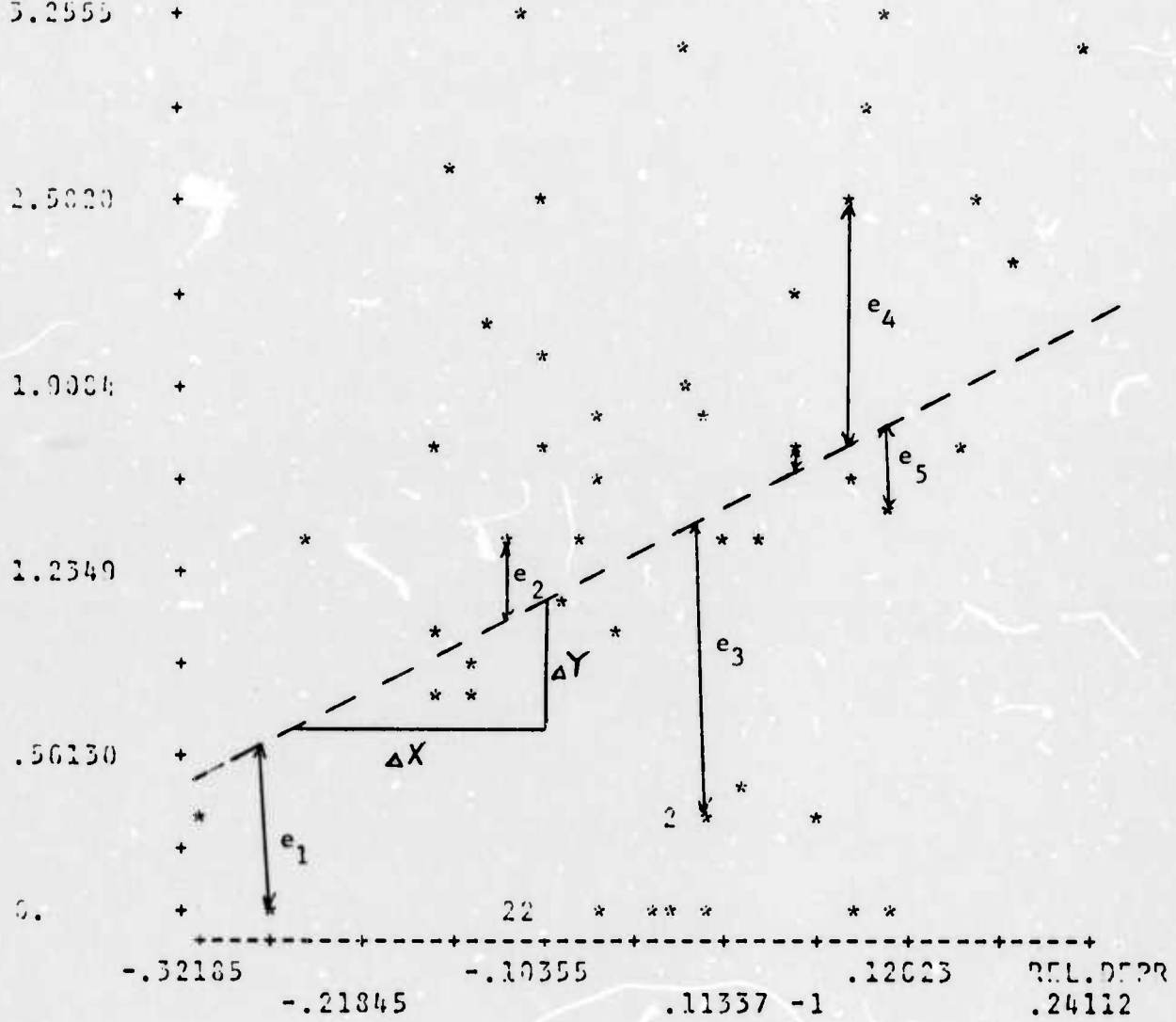


Figure 5.

These e values, then can be thought of as the error between the observed relationship and an "ideal" linear relationship. It makes sense that we would want to draw the regression line depicting the direction of the relationship in such a way that we minimize these errors.

Such a line can be described by an equation of the form:

$$Y = a + b_{yx} X$$

where a is the value Y when X is 0, and b_{yx} is the slope of the line. The slope is defined as the ratio of how far "up" you would have to go to hit the regression line (ΔY) to ΔX , some distance that you go "over" parallel to the X axis. The value of this ratio, $\Delta Y / \Delta X$ will be the same for any value of ΔX ; it is a measure of the slope of the entire line. If we let ΔX equal 1, then the slope can be seen to be a measure of how much increase in Y would be expected given an increase of one unit in X . It is important to note that b_{yx} does not equal b_{xy} . The change in Y for a given change in X will almost never equal the change in X due to a given change in Y . The choice of which variable is the dependent one is a decision based on the theory you are evaluating.

Although we won't prove it here, it can be shown very simply that the way to solve for the values of a and b_{yx} for any set of data such that we minimize the overall error is by these two formulas:

$$b_{yx} = \frac{\sum (X - \bar{X}) (Y - \bar{Y})}{\sum (X - \bar{X})^2}$$

$$a = \bar{Y} - b\bar{X}$$

These formulas may look complicated at first, but if you look at each part of them, they are not too strange. The denominator of b_{yx} , for example is $\sum (X - \bar{X})^2$, the "sum of squared deviations" in variable X . This

is the same value that is used in computing the variance of X. The numerator of b is $\sum (X - \bar{X})(Y - \bar{Y})$. This means that for each case you see how far its X score is from the mean of X, how far its Y score is from the mean of variable Y, and then multiply these two deviations together $(X - \bar{X})(Y - \bar{Y})$. The " \sum " sign denotes that you do this for each case and then add up the $(X - \bar{X})(Y - \bar{Y})$ values obtained.

The formula for "a" is easy once you have b_{yx} . It's just the mean of Y minus the quantity b_{yx} times the mean of X.

Read this section on Regression over again, and then go on to EXERCISE 7.

EXERCISE 7.

Using the data from EXERCISE 5, compute the equation for the regression line of LOGDTHS60-4 on REL.DEPR (Remember, REL.DEPR is the X variable and LOGDTHS60-4, the Y variable). Once you have obtained the equation, substitute for X the values 0, -.10, +.10, and +.20 to obtain the values of Y predicted by the regression line. Draw in the regression line on your scatterplot. How far away is the LOGDTHS60-4 score of Honduras from the prediction made by the regression line (The value of the prediction is found by substituting the REL.DEPR score for Honduras into the regression equation)? Use a setup like the one on the next page to perform the necessary calculations.

Setup for EXERCISE 7.

Country	REL. DEPR (X)	$(X - \bar{X})$	$(X - \bar{X})^2$	LOGDTHS (Y)	$(Y - \bar{Y})$	$(X - \bar{X})(Y - \bar{Y})$
Canada	-.17			0.78		
Guatemala	.07			1.78		
Honduras	.11			1.48		
Spain	.05			1.00		
Portugal	-.13			1.40		
Zambia	.24			3.12		
Philippines	.00			1.85		
Rhodesia	.16			1.70		
Domin. Rep.	.19			2.32		
Australia	-.12			0.00		
		$\bar{X} =$	$\sum(X - \bar{X})^2 =$	$\bar{Y} =$		$\sum(X - \bar{X})(Y - \bar{Y}) =$

$$b_{yx} = \frac{\sum(X - \bar{X})(Y - \bar{Y})}{\sum(X - \bar{X})^2} =$$

$$a = \bar{Y} - b_{yx}\bar{X} =$$

EXAMPLE 8.

The command, `regr v=60,72`, yields the regression of DTHS60-4 on REL.DEPR for all countries for which we have data. Notice that the dependent variable comes first following "V= ". The output from REGR contains much information, only some of which we will discuss here. Right now we are concerned only with the coefficients of the regression equation. The constant is the "a" value; it is 1.3897. The b_{yx} coefficient is 2.7207.

LEAST SQUARES REGRESSION

ANALYSIS OF VARIANCE OF LOGDTHS				N= 51	
SOURCE	DF	SUM OF SQRS	MEAN SQUARE	F-STATISTIC	SIGNIF
REGRESSION	1	5.5266	5.5266	5.6269	.0217
ERROR	49	48.127	.98218		
TOTAL	50	53.654			
MULTIPLE R= .32094 R-SQR= .10301 SE= .99105					
VARIABLE	PARTIAL	COEFFICIENT	STD ERROR	T-STATISTIC	SIGNIF
CONSTANT		1.3897	.14485	9.5937	.0000
REL.DEPR	.32094	2.7207	1.1470	2.3721	.0217

Our regression equation, then, is :

$$\text{LOGDTHS60-4} = 1.3897 + 2.7207\text{REL.DEPR}$$

This is the equation of the line drawn in EXAMPLE 7. Moreover, by substituting in the REL.DEPR score of a country into the equation, we can obtain a predicted LOGDTHS60-4 score based on our regression line.

Looking back at the output, we notice something called a "MULTIPLE R" value of .32084 and an "R-SQR" (R squared) value of .10301. We will discuss the meaning of these values in the next section.

EXERCISE 8.

Use the REGR command to obtain the coefficients of the regression of LOGDTHS60-4 on your REL.DEPR measure based on energy consumption.

Correlation

We now take the scatterplot from EXAMPLE 7 and draw lines on it corresponding to the mean values of X and Y (see Figure 6). The graph is now divided into four quadrants. Also, each point can now be located by the new coordinates $(X - \bar{X}), (Y - \bar{Y})$. It is clear that the product $(X - \bar{X})(Y - \bar{Y})$

is positive for all cases in quadrant I.

is negative for all cases in quadrant II.

is positive for all cases in quadrant III.

is negative for all cases in quadrant IV.

If a positive relationship exists between two variables, most of the cases will be located in quadrants I and III, and $\sum(X - \bar{X})(Y - \bar{Y})$ will be large and positive. For a negative association, most cases will lie in quadrants II and IV, and $\sum(X - \bar{X})(Y - \bar{Y})$ will be large in absolute value and negative. If no relationship exists, the cases will be scattered all over the four quadrants and $\sum(X - \bar{X})(Y - \bar{Y})$ will be approximately zero. Hence, $\sum(X - \bar{X})(Y - \bar{Y})$ may serve as a measure of association between X and Y.

This measure, however, has two shortcomings. First, the size of this product may be increased arbitrarily by adding cases. This may be corrected by obtaining an average product, that is by dividing the product by N. Second, the measure is arbitrarily influenced by the units of measurement of X and Y. This can be corrected by using standardized scores. By dividing $(X - \bar{X})$ by the standard deviation of X, s_x , and similarly

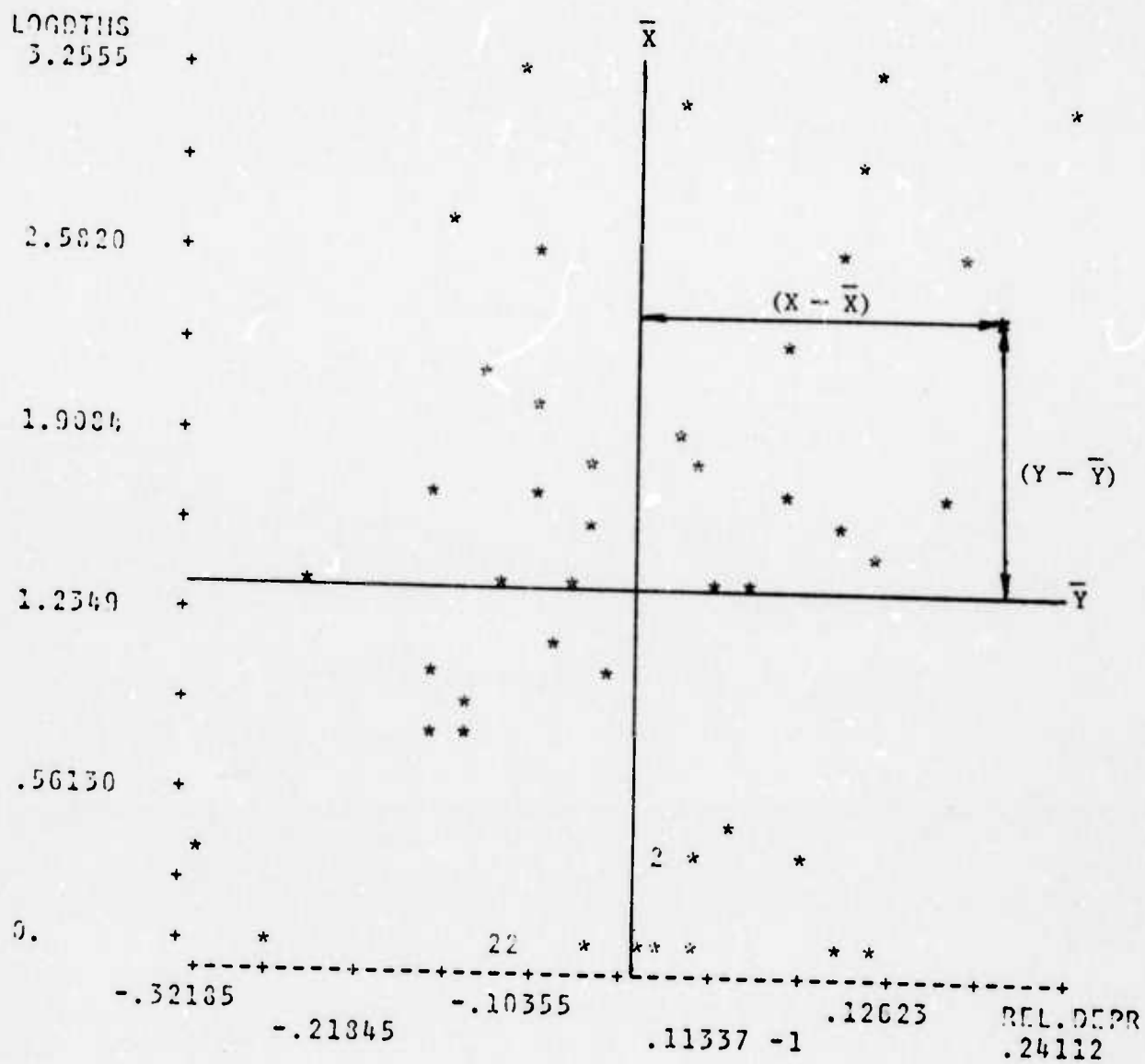


Figure 6.

dividing $(Y - \bar{Y})$ by the standard deviation of Y, s_y , we obtain new scores measured in terms of standard deviations. These new scores are unaffected by the units of measurement we have used to measure X and Y.

The measure of association, then, is:

$$r = \sum \left[\frac{(X - \bar{X})}{s_x} \cdot \frac{(Y - \bar{Y})}{s_y} \cdot \frac{1}{N} \right]$$

$$= \frac{\sum (X - \bar{X})(Y - \bar{Y})}{s_x \cdot s_y \cdot N}$$

This is the formula for the Pearson r correlation coefficient. This coefficient will always equal some value in the range -1.00 through +1.00. The sign of the coefficient denotes the direction (positive or negative) of the relationship. The absolute value of the coefficient gives an indication of the strength of the association.

A correlation of +1.00 indicates a "perfect" positive relationship between X and Y. Graphically, all cases would lie exactly on the regression line in the scatterplot, and there would be no error in predictions. Similarly, $r = -1.00$ indicates a "perfect" negative relationship. A correlation of 0.00 indicates no association whatsoever. Other values of r imply weak, strong, or moderate relationships. The correlation coefficient is symmetric: $r_{xy} = r_{yx}$. This is because r is a measure of association, as opposed to b_{yx} which measures change in Y relative to change in X.

The correlation coefficient is useful for another purpose as well. You recall that we stated our interest in explaining the variance in one variable (LOGDHS) by taking into account another variable (REL.DEPR). The correlation coefficient squared (r^2) indicates the proportion of variance

in the dependent variable accounted for by the independent variable. This proportion, of course, may range from .00 (when $r = .00$) to 1.0 (when r equals +1.00 or -1.00).

EXERCISE 9.

Using the data from EXERCISE 7, compute the correlation coefficient (r) for the association between LOGDTHS and REL.DEPR. Most of the necessary calculations were performed in that exercise. Remember:

$$s_x = \sqrt{\frac{\sum(X - \bar{X})^2}{N}} \quad s_y = \sqrt{\frac{\sum(Y - \bar{Y})^2}{N}}$$

Interpret the coefficient you obtain. What is the value of r^2 ? What does this value indicate?

EXAMPLE 9.

The command: `corr v=60,72` produces the coefficient of correlation between the two variables. For our sample of 51 countries, the correlation between LOGDTHS and REL.DEPR is approximately .32. This indicates a modest relationship between the two variables.

CORRELATION COEFFICIENTS

N= 51 DF= 40 R1.9500= .2750 R1.9900= .3575 *

VARIABLE

REL.DEPR	1.0000	
LOGDTHS	.3209	1.0000
	REL.DEPR LOGDTHS	

*This information deals with significance levels, a topic we will not discuss here.

Conclusions

In this set of exercises we have discussed the process of determining measures of the concepts in a hypothesis obtained from a theory of civil violence. You have been introduced to ways of describing the distributional characteristics of individual variables, index building, and transformations of variables.

Next, ways of examining the relationship between two variables were discussed--scatterplot, regression, and correlation.

It is clear that there are many topics that are yet to be covered, as some of the footnotes in these exercises have made apparent. Nevertheless, if you have completed the exercises and studied the examples presented here, you will have a good foundation for further study.

Some books you may want to read are:

Gurr, Ted R. Politimetrics. Englewood Cliffs: Prentice-Hall, 1972.

Kerlinger, Fred N. Foundations of Behavioral Research. New York: Holt, Rinehart, and Winston, 1964.

Blalock, Hubert M. Social Statistics. New York: McGraw-Hill, 1960.

CAIR DATASET II -- WORLD HANDBOOK II SUBSET

CODEBOOK

FEBRUARY, 1973

VARIABLE LIST

MISSING DATA SUMMARY

INDEX VARIABLE #MISSING #LEVELS

1	C-CODE	920	34	PIOT55-9
2	DENSITY55	7	35	PIOT60-4
3	DENSITY60	1	36	PIOT65-7
4	DENSITY65		37	PTHS55-9
5	PHONE55	40	38	PTHS60-4
6	PHONE60	21	39	PTHS65-7
7	PHONE65	12	40	ATTX55-9
8	WSPR.55	42	41	ATTX60-4
9	WSPR.60	13	42	ATTX65-7
10	WSPR.65	26	43	ANTG55-9
11	LTRCY.55	114	44	ANTG60-4
12	LTRCY.60	90	45	ANTG65-7
13	LTRCY.65	22	46	STPK55-9
14	E-L FRAC		47	STPK60-4
15	ENERGY55	26	48	STPK65-7
16	ENERGY60	11	49	EXEC55-9
17	ENERGY65	7	50	EXEC60-4
18	CHP/C.55	85	51	EXEC65-7
19	CHP/C.60	70	52	SANC55-9
20	CHP/C.65	1	53	SANC60-4
21	Q1/2.55	84	54	SANC65-7
22	Q1/2.60	84	55	PELX55-9
23	Q1/2.65	92	56	PELX60-4
24	Q1/2.65	82	57	PELX65-7
25	CALOR.55	101		
26	CALOR.60	41		
27	CALOR.65	61		
28	NUYS.55	30		
29	NUYS.60	5		
30	NUYS.65	20		
31	INTSEC55	61		
32	INTSEC60	75		
33	INTSEC65	24		

TOTAL MISSING 1386
TOTAL # CASES 136

VAR. 01 STANDARD COUNTRY CODE

THIS IS THE STANDARD INTERNATIONAL RELATIONS ARCHIVE
 COUNTRY CODE DEVELOPED BY BRUCE M. RUSSETT, J. DAVID
 SINGER AND MELVIN SMALL. THE COUNTRIES USED IN THIS
 DATASET AND THEIR CODES FOLLOW.

COUNTRY LIST

COUNTRY	STAN- DARD CODE		
UNITED STATES	002	SPAIN	230
PUERTO RICO	006	PORTUGAL	235
CANADA	020	WEST GERMANY	255
CUBA	040	EAST GERMANY	265
HAITI	041	POLAND	290
DOMINICAN REPUBLIC	042	AUSTRIA	305
JAMAICA	051	HUNGARY	310
TRINIDAD AND TOBAGO	052	CZECHOSLOVAKIA	315
BARBADOS	053	ITALY	325
MEXICO	070	MALTA	338
GUATEMALA	090	ALBANIA	339
HONDURAS	091	YUGOSLAVIA	345
EL SALVADOR	092	GREECE	350
NICARAGUA	093	CYPRUS	352
COSTA RICA	094	BULGARIA	355
PANAMA	095	RUMANIA	360
COLOMBIA	100	SOVIET UNION	365
VENEZUELA	101	FINLAND	375
GUYANA	110	SWEDEN	380
ECUADOR	130	NORWAY	385
PERU	135	DENMARK	390
BRAZIL	140	ICELAND	395
BOLIVIA	145	THE GAMBIA	420
PARAGUAY	150	MALI	432
CHILE	155	SENEGAL	433
ARGENTINA	160	CAHOMAY	434
URUGUAY	165	MAURITANIA	435
UNITED KINGDOM	200	NIGER	436
IRELAND	205	IVORY COAST	437
NETHERLANDS	210	GUINEA	438
BELGIUM	211	UPPER VOLTA	439
LUXEMBOURG	212	LIBERIA	450
FRANCE	220	SIERRA LEONE	451
SWITZERLAND	225		

GHANA	452
TOGO	461
CAMEROON	471
NIGERIA	475
GABON	481
CENTRAL AFRICAN REPUBLIC	482
CHAD	483
CONGO (BRAZZAVILLE)	484
CONGO (KINSHASA)	490
UGANDA	500
KENYA	501
TANZANIA	510
BURUNDI	516
RWANDA	517
SOMALIA	520
ETHIOPIA	530
ANGOLA	540
MOZAMBIQUE	541
ZAMBIA	551
RHODESIA	552
MALAWI	553
SOUTH AFRICA	560
LESOTHO (BASUTOLAND)	570
BOTSWANA (BECHUANALAND)	571
MALAGASY REPUBLIC	580
MAURITIUS	590
MOROCCO	600
ALGERIA	615
TUNISIA	616
LIBYA	620
SUDAN	625
IRAN	630
TURKEY	640
IRAQ	645
UNITED ARAB REPUBLIC	651
SYRIA	652
LEBANON	660
JORDAN	663
ISRAEL	666
SAUDIA ARABIA	670
YEMEN	678
SOUTHERN YEMEM	680
KUWAIT	690
AFGHANISTAN	700

CHINA	710
MONGOLIA	712
TAIWAN	713
HONG KONG	720
NORTH KOREA	731
SOUTH KOREA	732
JAPAN	740
INDIA	750
PAKISTAN	770
BURMA	775
CEYLON	780
MALDIVE ISLANDS	781
NEPAL	790
THAILAND	800
CAMBODIA	811
LAOS	812
NORTH VIETNAM	816
SOUTH VIETNAM	817
MALAYSIA	820
SINGAPORE	830
PHILIPPINES	840
INDONESIA	850
AUSTRALIA	900
PAPUA/NEW GUINEA	910
NEW ZEALAND	920

VAR. 02 DENSITY (PEOPLE PER SQUARE KILOMETER), 1955
.....

DEFINITION: PERSONS PER SQUARE KILOMETER OF LAND AREA. THE
VARIABLE WAS DERIVED BY DIVIDING TOTAL POPULATION BY TOTAL
AREA.

VAR. 03 DENSITY (PEOPLE PER SQUARE KILOMETER), 1960
.....

VAR. 04 DENSITY (PEOPLE PER SQUARE KILOMETER), 1965
.....

VAR. 05 NUMBER OF TELEPHONES PER 1,000 POPULATION, 1955
.....

DEFINITION: THIS VARIABLE WAS DERIVED BY DIVIDING TOTAL
TELEPHONES BY TOTAL POPULATION

VAR. 06 NUMBER OF TELEPHONES PER 1,000 POPULATION, 1960
.....

VAR. 07 NUMBER OF TELEPHONES PER 1,000 POPULATION 1965
.....

VAR. 08 NEWSPAPERS PER 1,000 POPULATION, 1955
.....

DEFINITION: A DAILY NEWSPAPER IS DEFINED FOR THE PURPOSES
HERE AS A PUBLICATION CONTAINING GENERAL NEWS AND
APPEARING AT LEAST FOUR TIMES A WEEK. NO ADJUSTMENT FOR
COPIES SOLD OUTSIDE THE COUNTRY HAS BEEN MADE AS IT IS
BELIEVED NOT TO AFFECT THE RESULTS SIGNIFICANTLY.
IN DIFFERENT COUNTRIES THE SIZE OF A DAILY NEWSPAPER MAY
RANGE FROM A SINGLE SHEET TO 50 OR MORE PAGES.

VAR. 09 NEWSPAPERS PER 1,000 POPULATION, 1960
.....

VAR. 10 NEWSPAPERS PER 1,000 POPULATION, 1965
.....

VAR. 11 LITERACY RATES, 1955
.....

DEFINITION: LITERACY IS THE ABILITY BOTH TO READ AND TO WRITE. HENCE, PERSONS WHO CAN READ BUT WHO CANNOT WRITE ARE ORDINARILY INCLUDED WITH ILLITERATES. PERSONS WHOSE LITERACY IS UNKNOWN ARE EXCLUDED FROM THE CALCULATION IN BOTH NUMERATOR AND DENOMINATOR. FOR THE MOST PART DATA REFER TO THE PERCENTAGE OF TOTAL POPULATION OVER 15 YEARS WHO CAN BOTH READ AND WRITE.

VAR. 12 LITERACY RATES, 1960
.....

VAR. 13 LITERACY RATES, 1965
.....

VAR. 14 ETHNO-LINGUISTIC FRACTIONALIZATION
.....

DEFINITION: THE MAIN SOURCE FOR THIS VARIABLE (ATLAS NARODOV MIR) MAKES LITTLE DISTINCTION BETWEEN ETHNIC AND LINGUISTIC DIFFERENCES IN ITS DEFINITION AND COLLECTION OF DATA. GROUPS ARE DETERMINED NOT BY THEIR PHYSICAL CHARACTERISTICS BUT BY THEIR ROLES, THEIR DESCENTS AND THEIR RELATIONSHIPS TO OTHERS. AN INDEX OF FRACTIONALIZATION CALCULATED UPON DATA FROM ATLAS DOES CORRELATE HIGHLY WITH A SIMILAR INDEX CALCULATED UPON LINGUISTIC DATA FROM OTHER SOURCES.

INDEX OF FRACTIONALIZATION WAS
CALCULATED BY THE FOLLOWING FORMULA:

$$F = \frac{1}{N} \sum (N_i \text{ SUBI} / N) (N_i \text{ SUBI} - 1/N - 1)$$

WHERE N SUBI = NUMBER OF PEOPLE IN THE ITH GROUP
N = TOTAL POPULATION

VAR. 15 ENERGY CONSUMPTION PER CAPITA (EXPRESSED IN KILOGRAMS OF
COAL EQUIVALENTS), 1955
.....

DEFINITION: ENERGY CONSUMPTION REFERS TO THE GROSS INLAND CONSUMPTION OF COMMERCIAL FUELS AND WATER POWER, EXPRESSED IN TERMS OF ITS COAL EQUIVALENT. DATA ARE REPORTED IN MILLION METRIC TONS. INCLUDED ARE CHIEFLY COAL AND LIGNITE, GASOLINE (MOTOR SPIRIT), KEROSENE AND FUEL OILS, NATURAL GAS AND HYDRO-ELECTRIC POWER. TRADE DATA INCLUDE THE FOREGOING AND DERIVATIVES SUCH AS BRIQUETTES, COKE, MANUFACTURED GAS AND THERMAL

ELECTRIC POWER. NATURAL GASOLINE, REFINERY GASES LIQUEFIED PETROLEUM GASES AND BENZOLS HAVE ALSO BEEN INCLUDED WHERE POSSIBLE. IN CALCULATING CONSUMPTION FROM THE DATA DESCRIBED, ALL DUPLICATIONS HAVE BEEN OMITTED FOR WANT OF ADEQUATE DATA. THESE ARE BELIEVED TO PROVIDE A MAJOR SHARE OF THE ENERGY SUPPLY IN ALL BUT A FEW COUNTRIES, THE MINIMUM AMOUNT OF ENERGY OBTAINED FROM SUCH SOURCES BEING ESTIMATED, FOR MOST COUNTRIES, AS EQUIVALENT TO ABOUT 0.25 TONS OF COAL PER CAPITA PER ANNUM. THE FIGURES HAVE BEEN COMPUTED MAINLY FROM PRODUCTION, TRADE AND PROCESSING DATA. INSOFAR AS POSSIBLE, CHANGES IN STOCKS AND FUELS LOADED IN VESSELS AND AIRCRAFT HAVE BEEN TAKEN INTO ACCOUNT.

VAR. 16 ENERGY CONSUMPTION PER CAPITA (EXPRESSED IN KILOGRAMS OF COAL EQUIVALENTS), 1960

.....

VAR. 17 ENERGY CONSUMPTION PER CAPITA (EXPRESSED IN KILOGRAMS OF COAL EQUIVALENTS), 1965.

.....

VAR. 18 GROSS NATIONAL PRODUCT PER CAPITA (IN U.S. DOLLARS), 1955

.....
 DEFINITION: THIS VARIABLE WAS DRIVED BY DIVIDING GROSS NATIONAL PRODUCT BY TOTAL POPULATION.
 GROSS NATIONAL PRODUCT IS REPORTED IN CONSTANT U.S. DOLLARS AND REFERS TO GROSS NATIONAL PRODUCT EVEN FOR THOSE COUNTRIES WHICH NORMALLY REPORT THEIR NATIONAL ACCOUNTS IN TERMS OF NET MATERIAL PRODUCT OR OTHER CONCEPTS.

VAR. 19 GROSS NATIONAL PRODUCT PER CAPITA (IN U.S. DOLLARS), 1960

.....

VAR. 20 GROSS NATIONAL PRODUCT PER CAPITA (IN U.S. DOLLARS), 1965

.....

VAR. 21 **SECTORAL INCOME INEQUALITY: SIZE OF THE SMALLEST POPULATION
WITH HALF THE GOODS**

.....

DEFINITION: NUMEROUS PROBLEMS OF COMPARABILITY ATTEND
THE LIMITED INCOME INEQUALITY DATA AVAILABLE BY
HOUSEHOLDS. FOLLOWING SIMON KUZNETS', "QUANTITATIVE
ASPECTS OF THE ECONOMIC GROWTH OF NATIONS: II, INDUSTRIAL
DISTRIBUTION OF NATIONAL PRODUCT AND LABOR FORCE,"
ECONOMIC DEVELOPMENT AND CULTURAL CHANGE, V (JULY, 1957),
PART II AND "QUANTITATIVE ASPECTS OF THE ECONOMIC GROWTH
OF NATIONS: VIII, DISTRIBUTION OF INCOME BY SIZE,"
ECONOMIC DEVELOPMENT AND CULTURAL CHANGE, XI (JANUARY,
1963), PART II, WE CALCULATED INEQUALITY OF INCOME
DISTRIBUTION BY EMPLOYING THE DIVISIONS OF GROSS
DOMESTIC PRODUCT AND OF LABOR FORCE BY ECONOMIC SECTORS.

THE SECTORAL DISTRIBUTIONS ARE BASED ON THE
INTERNATIONAL STANDARD INDUSTRIAL CLASSIFICATION OF THE
UNITED NATIONS. THERE ARE A TOTAL OF 8 SECTORS:

0. AGRICULTURE, FORESTRY, HUNTING & FISHING
1. MINING AND QUARRYING
- 2-3. MANUFACTURING
4. CONSTRUCTION
5. ELECTRICITY, GAS, WATER, & SANITARY SERVICES
6. COMMERCE (WHOLESALE AND RETAIL TRADE,
BANKING, INSURANCE AND REAL ESTATE)
7. TRANSPORTATION, STORAGE AND COMMUNICATIONS
8. SERVICES

THERE IS ALSO A NINTH CATEGORY FOR "ACTIVITIES NOT
ADEQUATELY DESCRIBED". THE STANDARD NATIONAL ACCOUNTS
TABLE II, INDUSTRIAL ORIGIN OF GROSS DOMESTIC PRODUCT,
CAN BE MADE ANALOGOUS TO THE INDUSTRIAL CLASSIFICATION,
WITH ONE EXCEPTION, LINE 9 (OWNERSHIP OF DWELLINGS)
WHICH HAS NO COUNTERPART IN THE INTERNATIONAL STANDARD
INDUSTRIAL CLASSIFICATION: IT HAS BEEN ELIMINATED FROM
THE DISTRIBUTION OF GDP. THIS MEANS ALSO THAT LINE 8 OF
THE STANDARD NATIONAL ACCOUNTS: BANKING, INSURANCE AND
REAL ESTATE IS NOT EXACTLY COMPARABLE TO ITS COUNTERPART
IN SECTOR 6 OF THE ISIC BECAUSE SOME GDP ORIGINATING
IN REAL ESTATE IS ATTRIBUTED TO OWNERSHIP OF DWELLINGS.
HOWEVER, THERE IS NO RELIABLE WAY TO CORRECT FOR THIS.

NOTE: DATA ON THE DISTRIBUTION OF GDP HAVE BEEN TAKEN
FROM THE STANDARD TABLE NUMBER II IN THE YEARBOOK OF
NATIONAL ACCOUNTS STATISTICS, 1965. WHEN NOT AVAILABLE
THERE, DATA WERE TAKEN FROM ORGANIZATION FOR
ECONOMIC COOPERATION AND DEVELOPMENT, NATIONAL
ACCOUNT STATISTICS, 1956-1965 OR FROM INDIVIDUAL
COUNTRY SOURCES. THE LABOR DISTRIBUTION DATA COME
FROM THE INTERNATIONAL LABOR ORGANIZATION, ILO
YEARBOOK OF LABOR STATISTICS, 1966 OR THE UNITED NATIONS
DEMOGRAPHIC YEARBOOK, 1964. BOTH OF THESE SOURCES FOLLOW
THE ISIC WHENEVER POSSIBLE. LABOR FORCES IN THE "NOT
WORKERS AND OTHER" AND THOSE WITH STATUS UNKNOWN WERE ALSO
ELIMINATED FROM THE SECTORAL DISTRIBUTION OF THE LABOR

FORCE. (SOMETIMES WHERE THE SECTORAL DISTRIBUTION IS NOT GIVEN, THE UNEMPLOYED AND MEMBERS OF ARMED FORCES ALSO HAD TO BE ELIMINATED.) USUALLY THESE EXCLUSIONS AMOUNT TO LESS THAN 15% OF THE TOTAL ECONOMICALLY ACTIVE POPULATION, AND WERE MADE TO LESSEN THE OVERALL INEQUALITY RESULTING FROM CONSIDERING FAMILY WORKERS AS LABORERS. MOST IMPORTANTLY, OF COURSE, ELIMINATING FAMILY WORKERS REMOVES THE LARGEST SOURCE OF INTERCOUNTRY VARIABILITY IN THE LABOR FORCE DATA. WHENEVER IT WAS IMPOSSIBLE TO ELIMINATE FAMILY WORKERS, THE INDEX WAS CALCULATED UPON THE MALE LABOR FORCE IF POSSIBLE, OR OTHERWISE, ON THE TOTAL LABOR FORCE.

NOTE: FOR EXPLANATION OF THE MEASURES, SEE HAYWARD R. ALKER AND BRUCE M. RUSSETT, "INDICES FOR COMPARING INEQUALITY" IN RICHARD L. HERRITT AND STEIN ROKKAN, EDS., COMPARING NATIONS: THE USE OF QUANTITATIVE DATA IN CROSS-NATIONAL RESEARCH (NEW HAVEN: YALE UNIVERSITY PRESS, 1966).

VAR. 22 SECTORAL INCOME INEQUALITY: GINI INDEX

THE FORMULA FOR THE GINI INDEX IS:

$$\text{GINI INDEX} = 2/10,000 \sum \text{FROM } 0 \text{ TO } 100 (X-Y) \Delta X$$
 WHERE X AND Y ARE LORENZ CURVE COORDINATES, AND ΔX IS THE CORRESPONDING INCREMENT PASSING THROUGH THE X COORDINATE.

DATA ON THE DISTRIBUTION OF GDP HAVE BEEN TAKEN FROM THE STANDARD TABLE NUMBER II IN THE YEARBOOK OF NATIONAL ACCOUNTS STATISTICS, 1965. WHEN NOT AVAILABLE THERE, DATA WERE TAKEN FROM ORGANIZATION FOR ECONOMIC COOPERATION AND DEVELOPMENT, NATIONAL ACCOUNT STATISTICS, 1956-1965 OR FROM INDIVIDUAL COUNTRY SOURCES. THE LABOR DISTRIBUTION DATA COME FROM THE INTERNATIONAL LABOR ORGANIZATION, ILO YEARBOOK OF LABOR STATISTICS, 1966 OR THE UNITED NATIONS DEMOGRAPHIC YEARBOOK, 1964. BOTH OF THESE SOURCES FOLLOW THE ISIC WHENEVER POSSIBLE. LABOR FORCES IN THE "NOT ADEQUATELY DESCRIBED" CATEGORY WERE ELIMINATED. FAMILY WORKERS AND OTHER AND THOSE WITH STATUS UNKNOWN WERE ALSO ELIMINATED FROM THE SECTORAL DISTRIBUTION OF THE LABOR FORCE. (SOMETIMES WHERE THE SECTORAL DISTRIBUTION IS NOT GIVEN, THE UNEMPLOYED AND MEMBERS OF ARMED FORCES ALSO HAD TO BE ELIMINATED.) USUALLY THESE EXCLUSIONS AMOUNT TO LESS THAN 15% OF THE TOTAL ECONOMICALLY ACTIVE POPULATION, AND WERE MADE TO LESSEN THE OVERALL INEQUALITY RESULTING FROM CONSIDERING FAMILY WORKERS AS LABORERS. MOST IMPORTANTLY, OF COURSE, ELIMINATING FAMILY WORKERS REMOVES THE LARGEST SOURCE OF INTERCOUNTRY VARIABILITY IN THE LABOR FORCE DATA. WHENEVER IT WAS IMPOSSIBLE TO ELIMINATE FAMILY WORKERS, THE INDEX WAS CALCULATED UPON THE MALE LABOR FORCE IF POSSIBLE, OR OTHERWISE, ON THE TOTAL LABOR FORCE.

VAR. 23 LAND INEQUALITY: ALL SECTORS, SIZE OF SMALLEST
POPULATION WITH HALF THE GOODS
.....

DEFINITION: DATA REFER TO LANDHOLDINGS, ANY PART OF WHICH IS USED FOR AGRICULTURE. THUS NO DISTINCTION IS MADE WITH REGARD TO THE PORTION OF THE HOLDINGS WHICH IS NOT ARABLE OR FOR PASTURE ONLY. FARMS ARE DIVIDED INTO CATEGORIES ACCORDING TO SIZE; THE NUMBER OF ACRES AND THE NUMBER OF FARMS IN EACH CATEGORY ARE USED TO DERIVE THE MEASURES OF INEQUALITY. CATEGORIES FOR THE FIRST SET OF MEASURES ARE THOSE REPORTED BY THE INDIVIDUAL COUNTRIES AND VARY GREATLY (E.G., A "BIG" FARM IN BELGIUM IS SOMETHING DIFFERENT FROM A "BIG" FARM IN AUSTRALIA).

NOTE: FOR EXPLANATION OF THE MEASURE SEE HAYWARD R. ALKER AND BRUCE M. RUSSETT, "INDICES FOR COMPARING INEQUALITY" IN RICHARD L. MERRITT AND STEIN ROKKAN, EDS., COMPARING NATIONS: THE USE OF QUANTITATIVE DATA IN CROSS-NATIONAL RESEARCH (NEW HAVEN: YALE UNIVERSITY PRESS, 1966).

VAR. 24 LAND INEQUALITY, ALL SECTORS: GINI INDEX
.....

THE FORMULA FOR THE GINI INDEX IS:

$$\text{GINI INDEX} = 2/10,000 \sum \text{FROM } 0 \text{ TO } 100 (X-Y) \Delta X$$

WHERE X AND Y ARE LORENZ CURVE COORDINATES, AND ΔX IS THE CORRESPONDING INCREMENT PASSING THROUGH THE X COORDINATE.

VAR. 25 CALORIES PER CAPITA PER DIEM, 1955
.....

DEFINITION: THESE DATA ARE ESTIMATED FROM TOTAL FOOD TRADE AND MOVEMENT IN STOCKS. APPROPRIATE DEDUCTIONS ARE MADE FOR THE AMOUNTS USED FOR ANIMAL FEED, SEED AND MANUFACTURE AND FOR AMOUNTS WASTED UNTIL THE RETAIL LEVEL. TAKING INTO ACCOUNT POPULATION, FAO ESTIMATES THE CALORIC VALUE PER CAPITA OF FOOD SUPPLIES AVAILABLE IN THE RETAIL MARKET. FOOD BALANCE SHEETS ARE PUT TOGETHER BY GOVERNMENTS IN COLLABORATION WITH FAO AND, IN THE CASE OF THE EUROPEAN COUNTRIES, ORGANIZATION FOR ECONOMIC COOPERATION AND DEVELOPMENT. SOME COUNTRIES USE SPLIT YEARS AND OTHERS USE CALENDAR YEARS.

VAR. 26 CALORIES PER CAPITA PER DIEM, 1960
.....

VAR. 27 CALORIES PER CAPITA PER DIEM, 1965
.....

PHYSICIANS PER ONE MILLION POPULATION, 1955
.....

DEFINITION: PHYSICIANS REFER TO ALL PERSONS FULLY QUALIFIED
OR CERTIFIED FROM A MEDICAL SCHOOL BUT DO NOT INCLUDE
AUXILIARY PERSONNEL. GENERALLY THE DATA REFER TO PERSONS
ACTUALLY WORKING IN THE COUNTRY WHETHER FOR THE GOVERNMENT
OR IN PRIVATE PRACTICE.

PHYSICIANS PER ONE MILLION POPULATION, 1960
.....

PHYSICIANS PER ONE MILLION POPULATION, 1965
.....

INTERNAL SECURITY FORCES PER ONE MILLION POPULATION, 1955
.....

DEFINITION: INTERNAL SECURITY FORCES INCLUDE POLICE
FORCES AT ALL LEVELS OF GOVERNMENT AND SUCH PARAMILITARY
INTERNAL SECURITY FORCES AS GENDARMERIES, ACTIVE
MILITIAS AND ACTIVE NATIONAL GUARDS.

INTERNAL SECURITY FORCES PER ONE MILLION POPULATION, 1960
.....

INTERNAL SECURITY FORCES PER ONE MILLION POPULATION, 1965
.....

VAR. 34 RIOTS (1955-1959)
VAR. 35 RIOTS (1960-1964)
VAR. 36 RIOTS (1965-1967)

A riot is a violent demonstration or disturbance involving a large number of people. "Violence" implies the use of physical force and is usually evinced by the destruction of property, the wounding or killing of people by authorities, the use of riot control equipment such as clubs, gas, guns or water cannons, and by the rioters' use of various weapons.

Riots, in comparison with demonstrations and armed attacks, are characterized by spontaneity and by tumultuous group behavior. This is not to assert that riot events are unplanned, but the riot organizers constitute a small, often invisible, portion of the rioters. Events were classified as riots if it appeared from the report that most of those involved were violently agitated in their behavior, that they formed an excited or confused crowd or mob, that they were engaged in unpredictable acts of disorder, and that the objects of their violence would not seem to be closely related to the objects of their political discontent in the analysis of a dispassionate observer. The data sources rarely reported the number of people involved in a riot, and when they did, there was no way of assessing the accuracy of the estimates. Therefore, it was impossible to assert that a riot involved, say, at least 100 people. In common parlance it is possible to speak of a riot involving as few as three people. It is doubtful that any of the reported riots involved that small a number; to be reported at all it is likely that their participants would have been numbered in the hundreds and thousands, rather than in tens.

Coders were instructed to distinguish between riots and armed attacks on grounds of apparent spontaneity of most of the participants. Violent raids against property and persons were occasionally reported; coders were instructed to exclude such events from the riots variable and to code them as armed attacks if they were directed by opposition to the government, or as governmental sanctions if they were directed by the government against its opposition. Coders were instructed to count as riots events that began as demonstrations but became riots. Such events were not counted as demonstrations. Riots taking place within parliaments or other ruling bodies were also included.

VAR 37 DEATHS FROM POLITICAL VIOLENCE (1955-1959)
VAR 38 DEATHS FROM POLITICAL VIOLENCE (1960-1964)
VAR 39 DEATHS FROM POLITICAL VIOLENCE (1965-1967)

Unlike the other indicators, the number of deaths from political violence is not an event variable, but a body count. The deaths reported occur mainly in conjunction with armed attacks, but also with riots and to a lesser extent with demonstrations.

The category includes persons of the country who die participating in foreign interventions in the country, but this does not include foreigners. It excludes persons wounded in political violence. It does not include assassination victims - these are indicated in connection with the assassination variable. Nor does it include victims of political execution, deaths in enemy prisons, deaths in formal warfare, or deaths in border incidents with other countries. Victims of ordinary criminal homicide were of course also excluded.

In coding deaths, coders were instructed to be especially careful of duplicate reports. The publications of periodic summaries of deaths during periods of prolonged and widespread civil strife, along with the daily reports, sometimes made this task difficult - particularly given the incomplete or ambiguous nature of the reports. Occasionally, sources would cite only a certain number of "casualties" or "victims;" but only reports specifying "deaths" were included.

VAR 40 ARMED ATTACKS (1950-1954)
VAR 41 ARMED ATTACKS (1955-1959)
VAR 42 ARMED ATTACKS (1960-1964)

An armed attack is an act of violent political conflict carried out by (or on behalf of) an organized group with the object of weakening or destroying the power exercised by another organized group. It is characterized by bloodshed, physical struggle, or the destruction of property. A wide variety of weapons may be utilized, including guns, explosives, bricks, spears, gasoline bombs, chemicals and knives. The category is intended to encompass all organized political violence in a political system, and it is intended to exclude all non-violent protest and incidents of turmoil (riots), as well as organized violence, such as crime, that is not observed to be directly relevant to cleavages, conflicts and issues in the state's political process.

The target of an armed attack typically is a regime, government, or political leader, or its ideology, policy or actions. The target may also be a religious, ethnic, racial, linguistic, or special interest minority. In cases of general insurgency in which a government may itself resort to organized violence, it may include an insurgent or rebel movement or pretender-government. Armed attacks are organized by political groups that wish to displace an establishment regime or gain for themselves substantial power or autonomy. Typically, these include liberation movements, revolutionary ideological parties and unintegrated minority communities; in cases of major insurgency, the military and security forces of the state are included. When an insurgency situation reaches such proportions that the government can no longer control it by normal punitive measures (such as those coded as governmental sanctions), the government's actions as well as the insurgents' fall within the definition of armed attacks.

Examples of armed attacks include attacks on government buildings and personnel, public utilities, roads and transport facilities, dwelling places, factories, and markets. Occasionally whole villages are the target of armed attacks. Armed attacks are often reported as acts of sabotage, terrorism or liberation.

VAR 43 ANTI-GOVERNMENT DEMONSTRATIONS (1955-1959)
VAR 44 ANTI-GOVERNMENT DEMONSTRATIONS (1960-1964)
VAR 45 ANTI-GOVERNMENT DEMONSTRATIONS (1965-1967)

A protest demonstration is a non-violent gathering of people organized for the announced purpose of protesting against a regime, government, or one or more of its leaders; or against its ideology, policy, intended policy, or lack of policy; or against its previous action or intended action. The protest issues involved are perceived as significant at the national level, but within that framework demonstrations directed at all branches and levels of government are included. This category of events includes demonstrations for or against a foreign government, its leaders, or its visiting representatives when such a demonstration is reported to indicate opposition to the demonstrators' own government.

This category excludes election meetings, rallies, and boycotts because such meetings are associated with a particular formal process that is unevenly distributed over the countries and time period covered, and because the variable is intended to encompass peaceful protest outside the formal structures of government. There is inevitably a degree of ambiguity over the criteria of "non-violence" in such demonstrations. Biased reporters may occasionally underplay or exaggerate the extent of turmoil associated with a particular gathering, just as they can misreport the size of a demonstration; but no particular direction of bias has been observed. The incompleteness of sources makes it impossible to assert that some damage and even occasional serious injury does not accompany some of these demonstrations. But if destruction of property or bloodshed is observed as more than marginal to a demonstration, then the event is judged to have been transformed into a riot and is coded as such; it is not coded as a demonstration, even if it began as one. If there is some indication that a demonstration terminated peacefully, with the crowd dispersing, but that after a period of time a new crowd began rioting in the same place and presumably over the same issue, then two events -- a demonstration and a riot -- would be recorded.

VAR 46 POLITICAL STRIKE (1955-1959)
VAR 47 POLITICAL STRIKE (1960-1964)
VAR 48 POLITICAL STRIKE (1965-1967)

A political strike is a work stoppage by a body of industrial or service workers or a stoppage of normal academic life by students to protest against a regime, a government, government leaders, a government policy or action. Strikes of an economic nature -- called, for example, to enforce demands for higher wages, better working conditions, and shorter hours -- are not included unless they are judged to have assumed a primary political significance. An indication that an economic strike may have greater political importance is that a political party or movement embraces the economic demands, and supports and disseminates them with the objective of embarrassing the government, eroding its base of support and even precipitating its fall.

VAR 49 POLITICAL EXECUTIONS (1955-1959)
VAR 50 POLITICAL EXECUTIONS (1960-1964)
VAR 51 POLITICAL EXECUTIONS (1965-1967)

A political execution is an event in which a person or group of persons is put to death under orders of the national authorities while in the custody of those authorities.

Excluded are assassinations (even if known to have been arranged by the authorities), persons killed in riots, armed attacks, strikes, etc., even if at the hands of the authorities. Also excluded are executions for criminal offenses such as murder that is not reported to have political significance. Typically, a political execution is one in which the person executed is charged with activities threatening the security of the state, the regime, the government, or the leadership. Executions for political crimes committed before 1948 are also excluded. Reports of death sentences handed down for political crimes are not included unless there is specific indications that the sentences were carried out.

VAR 52 GOVERNMENTAL SANCTIONS (1955-1959)
VAR 53 GOVERNMENTAL SANCTIONS (1960-1964)
VAR 54 GOVERNMENTAL SANCTIONS (1965-1967)

A governmental sanction is an action taken by the authorities to neutralize, suppress, or eliminate a perceived threat to the security of the government, the regime or the state itself. The category encompasses a diversity of governmental activities, but they share the characteristic of constituting specific responses to a perceived security problem at the national level, even though the sanctions are sometimes carried out by sub-national governmental units, in conformity with the particular constitution of the state. An attempt has been made to exclude sanctions against criminal behavior that has no observed relevance to the political security of the state; thus there are no reports of crackdowns against organized crime or drives by the police to reduce crime in the streets.

Governmental sanctions may be directed against either perceived internal or external threats or interference. The category includes three types of action: (a) Censorship - an action by the authorities to limit, curb or intimidate the

mass media, including newspapers, magazines, books, radio and television. Typical examples of such action are the closing of a newspaper or journal, or the censoring of articles in the domestic press or dispatches sent out of the country. (8) Restrictions on political participation - this type includes general restrictive measures by the authorities, such as the act of declaring martial law, mobilizing troops for domestic security, or instituting a curfew. It also includes action specifically directed against an individual, a party or other political organization. Such specific actions include the removal of a governmental official, reportedly because of his political beliefs or activities, the banning of a political party or acts of harassment against it (like denying it a permit to hold a public meeting), the arrest of opposition politicians on ground of state security, the exiling or deportation of persons for political action or expressing opposition regarded as detrimental to the national interest, and the arrest or detention of persons reportedly involved in political protest actions, including demonstrations, riots, political strikes, armed attacks and assassination attempts. (C) Espionage - an action by the authorities in which one or more persons (nationals or foreigners) are arrested or detained on charges of spying, sabotage, or prohibited interference in the domestic politics of the state constituting a threat to internal security.

One special characteristic of the governmental sanctions indicator is the variation in the boundary of such an event in time. One usually thinks of the severity of a government's control over political participation as a condition or a state, rather than in terms of a succession of events. A government that promulgates a censorship law, for example, is setting a constant limitation on political activity that may be unchallenged and therefore all the more effective. What is indicated is merely the frequency and concentration of sanction events. It is relatively easy to determine when a sanction event begins but not when it ends. Its beginning is marked by a discrete action, a departure from the normal behavior or inaction of the authorities. For example, a report that "the government began a massive wave of arrests of subversive elements which is expected to last several weeks" would constitute a single sanction event, even though it denotes the beginning of a coherent process of behavior that may deviate considerably from the short time frame, simplicity, and coherence of the typical riot or armed attack event.

A second characteristic is the heterogeneity of the indicators; the variety of governmental behavior it encompasses is wide indeed. While all the actions described have a broad conceptual unity, some users still may find the variable too inclusive for their purposes. The problem of consistent reporting may be especially serious for this variable. In addition to the standard difficulties of information flow from remote places and the "attention span" of the sources, there is the likelihood of systematic underreporting from particularly repressive countries.

VAR 55 RELAXATION OF GOV'T. RESTRICTIONS (1955-1959)
VAR 56 RELAXATION OF GOV'T. RESTRICTIONS (1960-1964)
VAR 57 RELAXATION OF GOV'T. RESTRICTIONS (1965-1967)

A relaxation of governmental restrictions on political activity is an event in which a government modifies or eliminates restrictions on political action or expression of the type classified as governmental sanctions (Event Variable 519). Only such actions initiated by a government without decisive pressure from an external government or agency are included.

"Political" includes all activities reported to be related to the security, stability and distribution of power in a given country, and so the "political sphere" may differ cross-nationally. For example, governmental actions relaxing (or contracting) the boundaries of permissiveness in literary expression might be coded for the U.S.S.R. as relaxation (or sanction) events while they would not be coded at all for the United States.

This category includes events such as decisions to lighten or eliminate sentences for political crimes, to relax or reverse laws restricting political action and expression, to enact new laws granting greater freedom, to acquit or decree amnesties for political prisoners, to reopen closed universities and newspaper offices, to shorten the period of compulsory military service and to lift curfews or martial law.

PERCEPTIONS OF SYMBOLS IN FOREIGN
POLICY: DATA FROM THE VIETNAM CASE

Principal Investigator

Michael P. Sullivan
University of Arizona
1971

International Data Archive
Department of Political Science
University of Michigan
Ann Arbor, Michigan 48104

Prepared in connection with research supported under ARPA Order #1411,
Office of Naval Research contract #N00014-67-A-0181-0026 + 41

TABLE OF CONTENTS

Study Description	1
General Document Information	1
Symbolic Key Words	3
Geographical References	3
Personal References	4
Variable Format	5

STUDY DESCRIPTION

This data set consists of a content analysis of 367 of President Lyndon B. Johnson's speeches delivered between 1964 and 1968 that are about or contain references to Vietnam. The source for the study was Papers of the President, 1964-1968, eight volumes.

The index of each volume was searched for all references to Vietnam (North and South), Vietcong, Southeast Asia, Indochina, Hanoi or any other reference that might be related in any way to the Vietnam war. All documents in which any such references appeared were read; only those that contained at least 1 1/2 - 2 inches of text devoted to Vietnam (approximately 150-200 words) were included in the study. For example, documents in which the words "Vietcong", "Vietnam" or the phrase "Vietnam war" occurred only peripherally were excluded.

The data set is divided into four sections with a total of 121 variables. Section I contains general information about each document; Section II gives the number of times each of 61 "symbolic key words" appeared in each document; Section III gives the number of times each of 34 countries, cities, regions and international organizations was mentioned in each document; and Section IV gives the number of times President Johnson made reference to the American public or to himself in each document.

SECTION I: GERNERAL DOCUMENT INFORMATION

Variables 1-9

Variable 1: Document number.

The document number is a five-digit number, the first two digits signifying the year of the document (1964-1968) and the last three signifying the number assigned to that document in Papers of the President.

Variable 2: Deck number.

Variable 3: Document date.

The document date appears as follows: year, month, day.

Variable 4: Decision-maker code.

The decision-maker code for this data set is "2" (for Johnson).

Variable 5: Document Designation code.

The document designation code is as follows:

- 1 - press conference
- 2 - formal speech
- 3 - informal remarks, comments
- 4 - t.v. address
- 5 - White House statement
- 6 - Congressional request, letter
- 7 - other

Variable 6: Vietnam designation code.

The Vietnam designation code is as follows:

- 0 - document not specifically concerned with Vietnam
- 1 - Vietnam document specifically

Variable 7: Vietnam reference code.

The Vietnam reference code is a one-digit code ranging from 1 to 9, 1 indicating that 5-15% of the document is devoted to Vietnam, 5 indicating that 50% is devoted to Vietnam and 9 indicating that the document is totally devoted to Vietnam.

Variable 8: Number of coded columns (one decimal place).

The number of coded columns indicates the number of columns of Papers of the President coded for each document.

Variable 9: Audience designation code.

The audience designation code is as follows:

- 1 - specific audience (VFW, AFL-CIO, etc.)
- 2 - general audience (press conference, t.v. address, etc.)

SECTION II: SYMBOLIC WORDS

Variables 10-70

Section II is a simple frequency count of 61 "symbolic tip-off words" that appeared in the Johnson speeches. No context surrounding the words was taken into account; no intensity weightings were given to any words.

"Tip-off words" were derived by instructing three coders to read the same ten randomly chosen documents and to extract from them any word that they considered a "symbol". That first coding resulted in a list of approximately 40 symbols and there was general agreement on at least half of them. Ten different documents were then coded using the preliminary list. Although inter-coder reliability was high at that point, additional symbols were added as a result of the second round of coding. The second list was revised after a small number of documents had been coded, resulting in the final list of 61 "tip-off words". Inter-coder reliability for these data averaged .81.

SECTION III: GEOGRAPHICAL REFERENCES

Variables 71-115

Section III is a frequency count of 34 countries, cities, geographical regions and international organizations that were mentioned in the Johnson speeches. The inter-coder reliability for these data is .75.

SECTION IV: PERSONAL REFERENCES

Variables 116-121

Section IV gives the frequency with which Johnson used each of six pronouns referring either to himself or to a generalized public. No inter-coder reliability tests were made on these data.

VARIABLE FORMAT

Section I:

<u>Variable</u>	<u>Content</u>	<u>Deck</u>	<u>Columns</u>
1	Document Number	1-5	1-5
2	Deck Number	1-5	6
3	Document Date	1	7-12
4	Decision Maker Code	1	13
5	Document Designation Code	1	14
6	Vietnam Designation Code	1	15
7	Vietnam Reference Code	1	16
8	Number of Coded Columns	1	17-20
9	Audience Designation Code	1	21

Section II:

<u>Variable</u>	<u>Word</u>	<u>Deck</u>	<u>Columns</u>
10	Aggression	1	22-23
11	Allies	1	24-25
12	Anarchy	1	26-27
13	Burden	1	28-29
14	Challenge	1	30-31
15	Commitments	1	32-33
16	Communism, -ists	1	34-35
17	Confidence	1	36-37
18	Constitution	1	38-39
19	Cooperation	1	40-41
20	Democracy	1	42-43
21	Determination	1	44-45

<u>Variables</u>	<u>Word</u>	<u>Deck</u>	<u>Columns</u>
22	Dignity	1	46-47
23	Enemies, enemy forces	1	48-49
24	Fighting men	1	50-51
25	Flag	1	52-53
26	Free men	1	54-55
27	Freedom	1	56-57
28	Force, coercion	1	58-59
29	Good Faith	1	60-61
30	Honor	1	62-63
31	Image	1	64-65
32	Independence	1	66-67
33	Justice	1	68-69
34	Liberty	1	70-71
35	National Interest	1	72-73
36	Obligation	1	74-75
37	Oppression	1	76-77
38	Peace	1	78-79
39	Presidency, past presidents	2	7-8
40	Progress	2	9-10
41	Pride	2	11-12
42	Reason	2	13-14
43	Religious: God, religion	2	15-16
44	Responsibility	2	17-18
45	Revolution	2	19-20
46	Rights	2	21-22
47	Rule of Law	2	23-24
48	Sacrifice (s)	2	25-26

<u>Variable</u>	<u>Word</u>	<u>Deck</u>	<u>Columns</u>
49	Security	2	27-28
50	Self-determination	2	29-30
51	Stability	2	31-32
52	Struggle	2	33-34
53	Support	2	35-36
54	Terrorism	2	37-38
55	Threat	2	39-40
56	Tyranny	2	41-42
57	Unity-Disunity	2	43-44
58	Way of Life	2	45-46
59	Welfare	2	47-48
60	Will	2	49-50
61	America	2	51-52
62	Strength	2	53-54
63	Victory	2	55-56
64	Cause	2	57-58
65	Loyalty	2	59-60
66	Principles	2	61-62
67	Courage	2	63-64
68	Humanity	2	65-66
69	Conquest	2	67-68
70	Equality	2	69-70

Section III:

<u>Variable</u>	<u>Reference</u>	<u>Deck</u>	<u>Columns</u>
71	Australia	2	71-73
72	Berlin	2	74-76

<u>Variable</u>	<u>Reference</u>	<u>Deck</u>	<u>Columns</u>
73	East Berlin	2	77-79
74	West Berlin	3	7-9
75	Cambodia	3	10-12
76	China, Mainland	3	13-15
77	China, Formosa	3	16-18
78	Cuba	3	19-21
79	Czechoslovakia	3	22-24
80	France	3	25-27
81	Germany	3	28-30
82	Germany, East	3	31-33
83	Germany, West	3	34-36
84	India	3	37-39
85	Indonesia	3	40-42
86	Japan	3	43-45
87	Korea	3	46-48
88	North Korea	3	49-51
89	South Korea	3	52-54
90	Pakistan	3	55-57
91	Philippines	3	58-60
92	Poland ¹	3	61-63
93	Poland	3	64-66
94	Thailand	3	67-69

¹Two Polands are found in the original data.

<u>Variable</u>	<u>Reference</u>	<u>Deck</u>	<u>Columns</u>
95	Turkey	3	70-72
96	U.S.S.R	3	73-75
97	United Kingdom	3	76-78
98	United Nations	4	7-9
99	U.S.A.	4	10-12
100	Vietnam	4	13-15
101	South Vietnam	4	16-18
102	North Vietnam	4	19-21
103	NATO	4	22-24
104	SEATO	4	25-27
105	Asia	4	28-30
106	Europe	4	31-33
107	Middle East	4	34-36
108	Latin-America	4	37-39
109	Orient	4	40-42
110	Pacific	4	43-45
111	Southeast Asia	4	46-48
112	Eastern Europe	4	49-51
113	Western Europe	4	52-54
114	Western Hemisphere	4	55-57
115	World	4	58-60

Section IV:

<u>Variable</u>	<u>Pronoun</u>	<u>Deck</u>	<u>Columns</u>
116	I	4	61-63
117	Me	4	64-66
118	We	4	67-69

<u>Variable</u>	<u>Pronoun</u>	<u>Deck</u>	<u>Columns</u>
119	Us	4	70-72
120	Our	4	73- '5
121	You: American public	4	76-78

PRINCE PROJECT

International Transactions, Issue
Specific Interactions and Power Data Sets

Principal Investigators

William Coplin
Michael O'Leary
Howard Shapiro

International Relations Program
Maxwell School
Syracuse University
1972

International Data Archive
Political Science Department
University of Michigan
Ann Arbor, Michigan 48104

Prepared in connection with research conducted under ARPA Order No. 1411,
Office of Naval Research Contract #'s N000-67-A-0181-0041 and N00014-67-A-0181-
0042

DOCUMENT CONTROL DATA - R & D

Security classification of title, text of abstract and indexing annotation must be entered when the overall report is classified.

1. ORIGINATING ACTIVITY (Corporate author)		2a. REPORT SECURITY CLASSIFICATION	
INTERNATIONAL DATA ARCHIVE		UNCLASSIFIED	
		2b. GROUP	
3. REPORT TITLE			
PRINCE PROJECT--International Transactions, Issue Specific Interactions and Power Data Sets			
4. DESCRIPTIVE NOTES (Type of report and inclusive dates)			
5. AUTHOR(S) (Last name, middle initial, first name)			
William Coplin Michael O'Leary Howard Shapiro		International Relations Program Maxwell School Syracuse University	
6. REPORT DATE		7a. TOTAL NO. OF PAGES	7b. NO. OF REFS
SEPTEMBER , 1972		17	
8a. CONTRACT OR GRANT NO.		9a. ORIGINATOR'S REPORT NUMBER(S)	
N00014-67-A-0181-0041		21	
b. PROJECT NO		9b. OTHER REPORT NO(S) (Any other numbers that may be assigned this report)	
ARPA Order No. 1411			
10. DISTRIBUTION STATEMENT			
This document has been approved for public release and sale; its distribution is unlimited and reproduction in whole or in part is permitted for any purpose of the United States Government.			
11. SUPPLEMENTARY NOTES		12. SPONSORING/MONITORING AGENCY NAME(S) AND ADDRESS(ES)	
Department of Political Science University of Michigan Ann Arbor, Michigan 48104		Advanced Research Projects Agency via Office of Naval Research Washington, D.C.	

13. ABSTRACT

This codebook describes the data sets which have been created as part of the PRINCE Project of the International Relations Program of Syracuse University. The data sets are designed to provide estimates for the values of the principal variables used in the model underlying PRINCE, a programmed international computer environment.

DD FORM 1473
1 NOV 65

UNCLASSIFIED

Security Classification

157

See also: *Los Angeles* in

Security Classification

157-a

STUDY DESCRIPTION

The data sets described in this Codebook have been created as part of the PRINCE Project of the International Relations Program of Syracuse University. The data sets are designed to provide estimates for the values of the principal variables used in the model underlying PRINCE, a programmed international computer environment. The variables from the model for which data has been created include issue positions, influence attempts, power, affect, and transaction-related actions.¹

With this data, users may test the extent to which some of the dynamics of the PRINCE model correspond to the observable dynamics of contemporary international relations. Two important points must be made, however. On the one hand these data sets are far from complete; there are many other ways of estimating the variables in the PRINCE model. On the other hand, the data sets are not specific to PRINCE; researchers may, and hopefully will, find them useful for many different purposes. We would especially point out the interaction data in File 1, taken from the World Event Interaction Survey. These interactions have been coded according to the substantive issue being dealt with. The variables abstracted are required by the PRINCE research, but others may find them useful as well.

There are five sets of countries covered by different data sets in this Codebook:

- 1) the United States and 106 other nations with which it interacted in the period covered by the WEIS data, January 1966 - August 1969 (Files 1 and 2)
1. This model is outlined in William D. Coplin, John R. Handelman, Stephen L. Mills, and Michael K. O'Leary, "A Description of the PRINCE Model." Syracuse, N.Y.: Syracuse University International Relations Program, 1972. See also Coplin, O'Leary, and Mills, "Participants Guide to PRINCE." Syracuse, N.Y.: Syracuse University International Relations Program, 1972; and a document available from the International Relations Program entitled "PRINCE and the International Relations Program."

- 2) the six nations of the PRINCE environment: United States, France, Soviet Union, People's Republic of China, India, and Pakistan. This data will be particularly interesting for someone who had used the man-computer version of PRINCE in which the player takes on the role of the United States foreign policy maker with respect to the five other countries and an agenda of international issues (File 1)
- 3) the two-way relationship between Israel and the United Arab Republic, a dyad marked by an extraordinarily high degree of persistent international conflict (File 1)
- 4) 122 nations that are members of the United Nations (File 3)
- 5) 49 nations for whom at least one issue position statement was recorded by The New York Times between January 1 and June 30, 1972 (File 4)

DATA DESCRIPTION

Events Data Values For The Variables: Issue Position,
Influence Attempts, Transaction Acts, And Affect

Source: World Event Interaction Survey

Time Period: January 1966- August 1969

Number of Acts Coded: 5593

Coverage: 231 dyads (directional)

--acts of the U.S. to 106 nations listed in Appendix A

--acts of 104 nations to the U.S. (No acts appeared in the WEIS data from Dahomey and Rwanda to the U.S.)

--acts among the members of 19 directional dyads composed of the additional five nations: France, Soviet Union, China, India, and Pakistan (No acts appeared in the WEIS data from France to Pakistan.)

--acts from Israel to Egypt and Egypt to Israel

VARIABLE 1	DATE (month-day-year)	COLS. 1-6
VARIABLE 2	IDENTIFICATION NUMBER OF ACTOR NATION MAKING THE FOREIGN POLICY ACT. See Appendix A for list of Identification numbers.	8-10
VARIABLE 3	IDENTIFICATION NUMBER OF TARGET (nation toward which the foreign policy act is directed) -See Appendix A for identification numbers and names of nations.	

TRANSACTION ACTS

VARIABLE 4	TYPE OF TRANSACTION (the specific kind of flow that is affected by the transaction act)
------------	---

CODE	TYPE OF TRANSACTION
10	cultural, including sports and student exchanges
11	scientific research and exploration
12	travel and communication
13	trade and investments
14	diplomatic, including official visits
15	economic and technical aid and emergency relief
16	military aid, including arms sales
17	news media personnel
18	joint work on construction projects

VARIABLE 5	DIRECTION OF TRANSACTION (the direction of the flow between actor and target that is affected)
------------	--

CODE	DIRECTION
1	from actor to target
2	from target to actor

<u>CODE</u>	<u>DIRECTION</u>
3	reciprocal transaction

VARIABLE 6 EFFECT ON TRANSACTION (whether the act causes the flow to increase, decrease, or remain the same)

<u>CODE</u>	<u>EFFECT</u>
1	increase
2	decrease
3	remain the same

ISSUE ACTS

VARIABLE 7 TYPE OF ISSUE (the issue-area that the act is meant to affect)

<u>CODE</u>	<u>ISSUE-AREAS</u>
10	use of troops, bases, arms
11	search for peace
12	NATO, reorganization of, or other issues
20	non-military intervention
30	general disarmament
31	non-proliferation treaty
32	underground tests
33	missile freeze
34	force cuts
40	territorial rights, including border disputes
41	diplomatic recognition and independence
42	espionage
43	fishing rights
50	use of the United Nations
51	use of other international organizations
61	cultural, including sports and student exchanges
62	scientific research and exploration
63	joint work on construction projects
64	travel and communication

VARIABLE 8 GEOGRAPHIC LOCATION 1 (the country or area in which the issue is "played out")

VARIABLE 9 GEOGRAPHIC LOCATION 2 (a supplementary variable used if two country codes are needed to define where the issue is "played out"; will appear as zero is not used) - See appendix A for identification numbers and names of nations and areas.

VARIABLE 10 TYPE OF ISSUE ACT (whether the act is in an influence attempt or an issue position)

<u>CODE</u>	<u>TYPE</u>
1	influence attempt
2	issue position

VARIABLE 11 VALUE OF THE ISSUE ACT (the intensity of the issue act on a scale from -10 to +10) - See Table 2 for the scale values of influence attempts and Table 3 for the scale values of issue positions.

GENERAL EXPRESSIONS OF AFFECT

VARIABLE 12 TOPIC OF EXPRESSION OF AFFECT (the general reference made in an expression of friendship or hostility)

CODE	TOPIC
10	general domestic politics of the target nation
11	racial policy of the target nation
12	election or coming to office of official in target
13	space success or tragedy in target nation
14	criticism of the actor by the press in the target nation
20	ceremonies - toasts, condolences, dedications, etc.
30	general relationships between countries; also invitations

VARIABLE 13 VALUE OF GENERAL EXPRESSION OF AFFECT (the intensity of the expression of affect is measured on a scale from -10 to +10)

+10	sign treaty of friendship or general cooperation
+8	verbal pledge of friendship or general cooperation
+6	extend (or accept) an invitation for a visit
+4	express hope for better relations
+2	general praise; ceremonial message, attend ceremony
0	neutral comment
-2	message of condemnation
-4	threat of deteriorating relations
-6	decline an invitation for a visit
-8	verbal pledge of diminishing friendship or cooperation
-10	close consulate, recall ambassador; other act of hostility

DATA DESCRIPTION

Aggregate Data Values For The PRINCE Variables:
Power And Transaction Levels

The 107 nations (including the United States) covered in this data set are the same as those for the data in File 1 and listed in Appendix A. For most of the variables, data was collected for 1967. 999 indicates missing values. There is one card for each country.

VARIABLE 1	IDENTIFICATION NUMBER OF NATION -See Appendix A for identification numbers and names of nations.	COLS. 1-3
	<u>POWER</u>	
VARIABLE 2	GROSS NATIONAL PRODUCT (GNP) 1966 -Source: U.S. Arms Control and Disarmament Agency, <u>World Military Expenditures</u> (Washington, D.C.: Government Printing Office, 1967). In thousands of U.S. dollars.	5-10
VARIABLE 3	MILITARY EXPENDITURES 1966 -Source: U.S. Arms Control and Disarmament Agency, <u>World Military Expenditures</u> (Washington, D.C.: Government Printing Office, 1967). In thousands of U.S. dollars.	12-16
VARIABLE 4	POPULATION, 1966 -Source: U.S. Arms Control and Disarmament Agency, <u>World Military Expenditures</u> (Washington, D.C.: Government Printing Office, 1967). In thousands of U.S. dollars.	18-23
	<u>TRANSACTION LEVELS</u> <u>DIPLOMATIC TRANSACTIONS</u>	
VARIABLE 5	U.S. DIPLOMATS -The Number of Diplomats Serving in the Nation's Capital, 1967 - Source: U.S. Department of State, <u>Foreign Service List</u> (Washington, D.C.: Government Printing Office, 1967).	24-27
VARIABLE 6	NATION'S DIPLOMATS -The Number of Diplomats From the Nation Serving in the U.S., 1966 Source: U.S. Department of State, <u>Diplomatic List</u> (Washington, D.C.: Government Printing Office, 1966).	29-30
	<u>ECONOMIC TRANSACTIONS</u>	
VARIABLE 7	U.S. EXPORTS TO THE NATION, 1967 -Source: International Monetary Fund, <u>Direction of Trade Annual</u> , 1966-70. In millions of U.S. dollars.	32-35
VARIABLE 8	NATION'S EXPORTS TO THE U.S., 1967 -Source: International Monetary Fund, <u>Direction of Trade Annual</u> , 1966-70. In millions of U.S. dollars.	37-40

SOCIAL TRANSACTIONS

VARIABLE 9	NUMBER OF U.S. STUDENTS IN A NATION, 1967 -Source: UNESCO, <u>Study Abroad</u> .	42-45
VARIABLE 10	NUMBER OF THE NATION'S STUDENTS IN THE U.S., 1967 - -Source: UNESCO, <u>Study Abroad</u> .	47-51
VARIABLE 11	U.S. TELEGRAPH MESSAGES TO THE NATION, 1967 -Source: Federal Communications Commission, <u>Statistics of Communications Common Carriers</u> (Washington, D.C.: Government Printing Office, 1969). In thousands.	53-56
VARIABLE 12	NATION'S TELEGRAPH MESSAGES TO THE U.S., 1967 -Source: Federal Communications Commission, <u>Statistics of Communications Common Carriers</u> (Washington, D.C.: Government Printing Office, 1969). In thousands.	58-61
VARIABLE 13	U.S. TOURISTS TO THE NATION, 1967 -Source: International Union of Official Travel Organizations, <u>International Travel Statistics</u> . In thousands.	63-67
VARIABLE 14	NATION'S TOURISTS TO THE U.S., 1967 -Source: International Union of Official Travel Organizations, <u>International Travel Statistics</u> . In thousands.	69-72

DATA DESCRIPTION

Treaty Data Values For The PRINCE Variables: Issue Position

Source: United Nations Institute for Training and Research, Wider Acceptance of Multilateral Treaties (UNITAR Series No. 2, 1969)

Time Period: Treaty acceptance as of December 31, 1968

Number of Treaties Coded: 55, grouped into six issue areas

Coverage: 122 nations, See Appendix A for list of nations included

There is one card for each nation, and each treaty is given one column on each card.

Each treaty (that is, each column) is coded as follows:

<u>CODE</u>	<u>DEGREE OF ACCEPTANCE</u>
1	non-acceptance
2	partial acceptance (signature)
3	complete acceptance (ratification and accession)

VARIABLE 1	IDENTIFICATION NUMBER OF NATION -See Appendix A for identification numbers and names of nations	COLS. 1-3
	<u>LAW OF THE SEA</u>	
VARIABLE 2	CONVENTION ON THE TERRITORIAL SEA AND THE CONTIGUOUS ZONE, 1958	5
VARIABLE 3	CONVENTION ON THE HIGH SEAS, 1958	6
VARIABLE 4	CONVENTION ON FISHING, 1958	7
VARIABLE 5	CONVENTION ON THE CONTINENTAL SHELF, 1958	8
VARIABLE 6	OPTIONAL PROTOCOL CONCERNING THE SETTLEMENT OF DISPUTES, 1958	9
	<u>DIPLOMATIC AND CONSULAR</u>	
VARIABLE 7	VIENNA CONVENTION ON DIPLOMATIC RELATIONS, 1961	10
VARIABLE 8	OPTIONAL PROTOCOL CONCERNING ACQUISITION OF NATIONALITY, 1961	11
VARIABLE 9	OPTIONAL PROTOCOL CONCERNING THE SETTLEMENT OF DISPUTES, 1961	12
VARIABLE 10	CONVENTION ON CONSULAR RELATIONS, 1963	13
VARIABLE 11	OPTIONAL PROTOCOL CONCERNING ACQUISITION OF NATIONALITY, 1963	14
VARIABLE 12	OPTIONAL PROTOCOL CONCERNING THE SETTLEMENT OF DISPUTES, 1963	15

HUMAN RIGHTSCOLS.
16

VARIABLE 13	CONVENTION ON GENOCIDE, 1948	16
VARIABLE 14	CONVENTION ON RACIAL DISCRIMINATION, 1965	17
VARIABLE 15	COVENANT ON ECONOMIC RIGHTS, 1966	18
VARIABLE 16	COVENANT ON POLITICAL RIGHTS, 1966	19
VARIABLE 17	OPTIONAL PROTOCOL ON POLITICAL RIGHTS, 1966	20
VARIABLE 18	CONVENTION ON REFUGEES, 1951	21
VARIABLE 19	CONVENTION ON STATELESS PERSONS, 1954	22
VARIABLE 20	CONVENTION ON STATELESSNESS, 1961	23
VARIABLE 21	PROTOCOL ON REFUGEES, 1967	24
VARIABLE 22	CONVENTION ON THE TRAFFIC IN WOMEN AND CHILDREN, 1921, AS AMENDED BY THE 1947 PROTOCOL	25
VARIABLE 23	CONVENTION ON TRAFFIC IN WOMEN, 1933 AS AMENDED BY THE 1947 PROTOCOL	26
VARIABLE 24	AGREEMENT ON WHITE SLAVE TRAFFIC, 1904, AS AMENDED BY THE 1949 PROTOCOL	27
VARIABLE 25	CONVENTION ON WHITE SLAVE TRAFFIC, 1910, AS AMENDED BY THE 1949 PROTOCOL	28
VARIABLE 26	CONVENTION ON THE TRAFFIC IN PERSONS, 1950	29
VARIABLE 27	CONVENTION ON THE POLITICAL RIGHTS OF WOMEN, 1952	30
VARIABLE 28	CONVENTION ON THE NATIONALITY OF MARRIED WOMEN, 1957	31
VARIABLE 29	CONVENTION ON CONSENT TO MARRIAGE, 1962	32
VARIABLE 30	CONVENTION ON SLAVERY, 1928	33
VARIABLE 31	SUPPLEMENTARY CONVENTION ON SLAVERY, 1956	34
VARIABLE 32	CONVENTION ON THE RIGHT OF CORRECTION, 1953	35

EDUCATIONAL MATTERS AND OBSCENE PUBLICATIONS

VARIABLE 33	CONVENTION ON OBSCENE PUBLICATIONS 1923, AS AMENDED BY THE 1947 PROTOCOL	36
VARIABLE 34	AGREEMENT ON OBSCENE PUBLICATIONS, 1910, AS AMENDED BY THE 1949 PROTOCOL	37

		COLS.
VARIABLE 35	AGREEMENT ON CIRCULATION OF VISUAL AND AUDITORY MATERIALS, 1949	38
VARIABLE 36	AGREEMENT ON THE IMPORTATION OF EDUCATIONAL MATERIALS, 1950	39
VARIABLE 37	CONVENTION FOR THE PROTECTION OF PERFORMERS, 1961	40
	<u>NARCOTIC DRUGS</u>	
VARIABLE 38	INTERNATIONAL OPIUM CONVENTION, 1925, AND AMENDED BY THE PROTOCOL, 1946	41
VARIABLE 39	CONVENTION ON NARCOTIC DRUGS, 1931, AS AMENDED BY THE 1946 PROTOCOL	42
VARIABLE 40	CONVENTION ON DANGEROUS DRUGS, 1936, AS AMENDED BY THE 1946 PROTOCOL	43
VARIABLE 41	PROTOCOL ON NARCOTIC DRUGS, AS AMENDED BY THE 1948 PROTOCOL	44
VARIABLE 42	PROTOCOL ON POPPY PLANT, 1953	45
VARIABLE 43	SINGLE CONVENTION ON NARCOTIC DRUGS, 1961	46
	<u>TRANSPORT AND COMMUNICATIONS</u>	
VARIABLE 44	CONVENTION ON ROAD TRAFFIC, WITH ANNEXES 1949	47
VARIABLE 45	PROTOCOL ON ROAD TRAFFIC, 1949	48
VARIABLE 46	PROTOCOL ON ROAD SIGNS AND SIGNALS, 1949	49
VARIABLE 47	CONVENTION ON COMMERCIAL SAMPLES, 1952	50
VARIABLE 48	CONVENTION ON CUSTOMS FACILITIES, 1954	51
VARIABLE 49	PROTOCOL ON CUSTOMS FACILITIES, 1954	52
VARIABLE 50	CONVENTION ON THE IMPORTATION ROAD VEHICLES, 1954	53
VARIABLE 51	CONVENTION ON TRANSIT TRADE, 1965	54
	<u>MISCELLANEOUS</u>	
VARIABLE 52	INTERNATIONAL CONVENTION RELATING TO ECONOMIC STATISTICS, 1928, AND AMENDED BY THE PROTOCOL, 1948	55
VARIABLE 53	PROTOCOL CONCERNING THE DECLARATION OF DEATH OF MISSING PERSONS, 1967	56
VARIABLE 54	CONVENTION ON MAINTENANCE, 1956	57
VARIABLE 55	CONVENTION ON FOREIGN ARBITRAL AWARDS, 1958	58

VARIABLE 56 REVISED GENERAL ACT, 1949

COLS.
59

DATA DESCRIPTION

Event Data Values For The PRINCE Variable: Issue Position

Source: The New York Times

Time Period: January 1, 1972 - June 30, 1972

Number of Acts Coded: 312

Coverage: 49 nations See Appendix for list of included nations.

An issue position statement indicates the policy preference a state has on an international issue, either in terms of a position it has adopted or a position it will adopt; or it indicates the policy preference that one state thinks another state should adopt.

In addition to issue position, the coding scheme gets at the manner in which states bargain on issues in the international arena. The variable "type of statement" indicates whether nations make direct statements of their issue positions (simple, declarative sentence) or try to induce others to take a desired issue position in return for an issue position that they take (contingency statements). In addition, the coding scheme indicates whether such contingency statements are promises or threats.

VARIABLE 1	ACT IDENTIFICATION NUMBER	COLS. 1-3
	-Consecutive numbers are assigned to each abstracted issue position statement.	
VARIABLE 2	CARD IDENTIFICATION NUMBER	4
	-(for contingency statements This indicates whether the card is the first or second part of the statement.)	
VARIABLE 3	DATE	5-10
	-(month-day-year of the issue position statement)	
VARIABLE 4	ACTOR IDENTIFICATION NUMBER	13-15
	-(nation making the issue position statement) - See Appendix for identification numbers and names of nations.	

VARIABLE 5 TARGET IDENTIFICATION NUMBER COLS.
17-19

-(nation toward which the issue position statement is directed) - See Appendix for identification numbers and names of nations.

SPECIAL CODES

000 if statement has no target

999 if statement has an unspecified target

VARIABLE 6 TYPE OF STATEMENT 21-22
-The manner in which the actor states its issue position.

<u>CODE</u>	<u>STATEMENT TYPE</u>
10	simple, declarative sentence
20	contingency statement (if or unless part)
21	contingency statement (then part) - promise
22	contingency statement (then part) - threat

VARIABLE 7 ISSUE AREA 25-26
-The issue on which a nation is taking an issue position.

<u>CODE</u>	<u>ISSUE AREA</u>
10	Use of Troops, Bases, or Arms
11	Search for or Proposals for Peace
12	NATO, reorganization of, or other issues
13	Attempts at Unity or Detente
14	General Tensions between States
15	Balance of Tensions and Detente between States
16	Return of Prisoners of War
17	General Support for another Government
20	Non-Military Intervention
30	General Arms Control and/or Limitation
31	Non-Proliferation Treaty
32	Underground Tests
33	Missile Limitations or Freeze
34	Force Cuts
35	Arms Expenditures
40	Territorial Rights including Border Disputes
41	Diplomatic Recognition and Independence
42	Espionage
43	Fishing Rights
50	Use of the United Nations
51	Use of other International Organizations
60	Cultural, including sports and student exchanges
61	Scientific Research and Exploration
62	Joint Work on Construction Projects
63	Travel and Communications
64	Trade and Investments
65	Diplomatic
66	Economic/Technical Aid and Emergency Relief
67	Military Aid, including Arms Sales
68	News Media Personnel

<u>CODE</u>	<u>ISSUE AREA</u>
70	Financial Problems between Countries
71	Pollution
72	Hijacking
73	Control of Common Waterway
74	Drug Control
80	Problems of Refugees
81	Asylum for Individuals or Groups
82	Extradition
83	Expulsion, Seizure, Arrest, Killing
84	Population Control and Management
90	Internal Economic Condition (excluding trade and other external)
91	Political Unrest
92	Elite Maneuvering and Character
93	Elections
94	Interest Group Activity
95	Political Parties (non-electoral activities)
96	Legislative Behavior
97	Social Policies

- VARIABLE 8 GEOGRAPHIC LOCATION 1 COLS.
27-29
-The place in which the issue is "played out". See Appendix for identification numbers and names of geographic locations.
- VARIABLE 9 GEOGRAPHIC LOCATION 2 30-32
-In the case that one location describing where an issue was "played out" (such as trade or border related issues) is not adequate this second location is coded. See Appendix for identification numbers and geographic location names.
- VARIABLE 10 ISSUE POSITION 33-34
-The actor's preference for action on an issue.

<u>CODE</u>	<u>ISSUE POSITION</u>
10	target should "do something" (unspecified)
11	target should initiate a positive (unspecified) action
12	target would continue action
13	target would cease action
21	actor states an action it has taken
22	actor will take a specific action
23	actor will continue action
24	actor will cease action
25	actor expresses interest in an issue (neutral comment)
26	actor prefers positive resolution of the issue
27	actor prefers negative resolution of the issue

APPENDIX A: IDENTIFICATION NUMBERS FOR COUNTRIES⁵

WESTERN HEMISPHERE (002-199)

002 U.S.A. 1,2,3,4
020 Canada 1,2,3,4
040 Cuba 1,2,3
041 Haiti 1,2,3
042 Dominican Rep. 1,2,3
051 Jamaica 1,2,3
052 Trinidad & Tobago 1,2,3
053 Barbados 3
070 Mexico 1,2,3,4
090 Guatemala 1,2,3
091 Honduras 1,2,3
092 El Salvador 1,2,3
093 Nicaragua 1,2,3

094 Costa Rica 1,2,3
095 Panama 1,2,3
100 Columbia 1,2,3
101 Venezuela 1,2,3,4
110 Guyana 3
130 Ecuador 1,2,3
135 Peru 1,2,3,4
140 Brazil 1,2,3
145 Bolivia 1,2,3
150 Paraguay 1,2,3
155 Chile 1,2,3,4
160 Argentina 1,2,3,4
165 Uruguay 1,2,3

Europe (200-399)

200 United Kingdom 1,2,3,4
205 Eire (Ireland) 3,4
210 Netherlands 1,2,3
211 Belgium 1,2,3
212 Luxembourg 3
220 France 1,2,3,4
225 Switzerland 1,2,3
230 Spain 1,2,3
235 Portugal 1,2,3,4
255 West Germany 1,2,3,4
265 East Germany 1,2,4
290 Poland 1,2,3,4
305 Austria 1,2,3
310 Hungary 1,2,3
315 Czechoslovakia 1,2,3

325 Italy 1,2,3,4
338 Malta 3,4
339 Albania 1,2,3
345 Yugoslavia 1,2,3,4
350 Greece 1,2,3,4
352 Cyprus 1,2,3
355 Bulgaria 1,2,3
360 Rumania 1,2,3
365 U.S.S.R. 1,2,3,4
375 Finland 1,2,3
380 Sweden 1,2,3,4
385 Norway 1,2,3
390 Denmark 1,2,3
395 Iceland 1,2,3

Africa (400-599)

420 Gambia 3
432 Mali 1
433 Senegal 1,2,3
434 Dahomey 1,2,3,4
435 Mauritania 1,2,3
436 Niger 1,2,3
437 Ivory Coast 1,2,3
438 Guinea 1,2,3
439 Upper Volta 3
450 Liberia 1,2,3

451 Sierra Leone 3
452 Ghana 1,2,3,4
461 Togo 3
471 Cameroon 1,2,3
475 Nigeria 1,2,3
476 Biafra
481 Gabon 1,2,3
482 Central African Rep. 3
484 Congo (Brazzaville) 3
(Congo Republic)

Africa (continued)

490 Congo (Kinshasa) 1,2,3
(Congo Dem. Rep.)
500 Uganda 1,2,3
501 Kenya 1,2,3
510 Tanzania 1,2,3
511 Zanzibar
516 Burundi 1,2,3
517 Rwanda 1,2,3
520 Somalia 1,2,3
530 Ethiopia 1,2,3

551 Zambia 1,2,3,4
552 Rhodesia
553 Malawi 3
560 South Africa 1,2,3
570 Lesotho 3
571 Botswana 3
572 Swaziland
580 Malagasy Republic 3
(Madagascar)
590 Mauritius

Middle East (600-699)

600 Morocco 1,2,3
615 Algeria 1,2,3,4
616 Tunisia 1,2,3
620 Libya 1,2,3,4
625 Sudan 1,2,3
630 Iran 1,2,3
640 Turkey 1,2,3
645 Iraq 1,2,3,4
651 United Arab Rep. 1,2,3,4

652 Syria 1,2,3,4
660 Lebanon 1,2,3,4
663 Jordan 1,2,3,4
666 Israel 1,2,3,4
670 Saudi Arabia 1,2,3
678 Yemen 1,2,3
680 Southern Yemen 1,2,3,4
690 Kuwait 3
698 Muscat and Oman

Asia (700-920)

700 Afghanistan 1,2,3
710 Peoples Rep. of China 1,2,4
712 Mongolia 3
713 Taiwan 1,2,3,4
(Nationalist China)
731 North Korea 1,2,4
732 South Korea 1,2,3,4
740 Japan 1,2,3,4
750 India 1,2,3,4
770 Pakistan 1,2,3,4
771 Bangla Desh 4
775 Burma 1,2,3
780 Ceylon 1,2,3
781 Maldive Is. 3

790 Nepal 1,2,3
800 Thailand 1,2,3
811 Cambodia 1,2,3
812 Laos 1,2,3,4
816 North Vietnam 1,2,4
817 South Vietnam 1,2,3,4
820 Malaysia 1,2,3,4
830 Singapore 3
840 Philippines 1,2,3,4
850 Indonesia 1,2,3,4
900 Australia 1,2,3,4
920 New Zealand 1,2,3,4
921 Micronesia 4

Special Areas (950-989)

- 950 Outer Space
- 951 Ocean Floor
- 952 High Seas
- 953 Airspace
- 980 Worldwide or non-geographically specific
- 981 Western Europe (NATO)
- 982 Eastern Europe
- 983 Latin America
- 984 Caribbean
- 985 Middle East
- 986 Africa
- 987 South Asia
- 988 Southeast Asia
- 989 Far East

⁵Numbers after the country names refer to the files in which the country is included. For example, a "3" after Gambia indicates that Gambia is included as an actor only in File 3, the international treaty data.