

AD-754 583

**CONFORM: CONSTRAINED FORCE MODEL.
VOLUME II. DETAILED MODEL DESCRIPTION,
PROGRAM DOCUMENTATION, AND OPERATOR'S
GUIDE**

Richard H. Gramann, et al

Research Analysis Corporation

Prepared for:

**Assistant Chief of Staff for Force Development
(Army)**

December 1972

DISTRIBUTED BY:

NTIS

**National Technical Information Service
U. S. DEPARTMENT OF COMMERCE
5285 Port Royal Road, Springfield Va. 22151**

**Best
Available
Copy**

AD754583

PREPARED FOR THE
DEPARTMENT OF THE ARMY
Contract DAHc19-69-C-0017

DISTRIBUTION STATEMENT
Approved for public release; distribution
unlimited.


RAC-R-151
DECEMBER 1972

CONFORM

Constrained Force Model

Volume II—Detailed Model Description,
Program Documentation,
and Operator's Guide

by Richard H. Gramann
G. Robert Doenges, Jr.
W. Bruce Taylor



Copy 64 of 200

Reproduced by
NATIONAL TECHNICAL
INFORMATION SERVICE
U S Department of Commerce
Springfield VA 22151

 **RAC** Research Analysis Corporation

359

ACCESSION FOR	
NTIS	Write Section <input checked="" type="checkbox"/>
DSC	Dist. Section <input type="checkbox"/>
UNANNOUNCED	<input type="checkbox"/>
JUSTIFICATION	
BY	
DISTRIBUTION AVAILABILITY CODES	
Dist.	Avail. and or SPECIAL
A	

The findings in this report are not to be construed as an official Department of the Army position unless so designated by other authorized documents.

CONFORM
Constrained Force Model
Volume II—Detailed Model Description,
Program Documentation,
and Operator's Guide

by

Richard H. Gramann
G. Robert Doenges, Jr.
W. Bruce Taylor

DISTRIBUTION STATEMENT
Approved for public release; distribution
unlimited.

Research Analysis Corporation

McLean, Virginia 22101



Area Code 703
893-5900

UNCLASSIFIED

Security Classification

DOCUMENT CONTROL DATA - R&D

(Security classification of title, body of abstract and indexing annotation must be entered when the overall report is classified)

1. ORIGINATOR'S ACTIVITY (Corporate author) Research Analysis Corporation McLean, Virginia 22101		2a. REPORT SECURITY CLASSIFICATION UNCLASSIFIED	
		2b. GROUP	
3. REPORT TITLE CONFORM: Constrained Force Model. Volume II - Detailed Model Description, Program Documentation and Operator's Guide			
4. DESCRIPTIVE NOTES (Type of report and inclusive dates) Final Report			
5. AUTHOR(S) (First name, middle initial, last name) Richard H. Gramann, G. Robert Doenges, Jr. W. Bruce Taylor			
6. REPORT DATE December 1972		7a. TOTAL NO. OF PAGES 359	7b. NO. OF REFS 9
8a. CONTRACT OR GRANT NO. DAHC19-69-C-0017		8b. ORIGINATOR'S REPORT NUMBER(S) RAC-R-151 Volume II	
a. PROJECT NO. 012.118		8c. OTHER REPORT NO(S) (Any other numbers that may be assigned this report)	
c.			
d.			
10. DISTRIBUTION STATEMENT Approved for public release; distribution unlimited.			
11. SUPPLEMENTARY NOTES		12. SPONSORING MILITARY ACTIVITY Office of the Assistant Chief of Staff for Force Development	
13. ABSTRACT The Constrained Force Model, CONFORM, is designed to assist force planners in the task of adjusting proposed theater troop lists to satisfy troop ceilings, fiscal and other constraints. The model is especially suited for troop list evaluations and analyses concerned with support allocation role, constrained force design, support shortfalls and theater force costing. CONFORM, using an extension of linear programming called goal programming, is an optimization model that integrates mathematical programming into the support roundout process thereby enabling the planner to control the support shortfalls that occur when adjustments are made in troop lists. The model is operational at the US Army Management System Support Agency.			

DD FORM 1 NOV 68 1473

UNCLASSIFIED

Security Classification

14. KEY WORDS	LINK A		LINK B		LINK C	
	ROLE	WT	ROLE	WT	ROLE	WT
linear programming goal programming shortfalls force planning support allocation rules optimization models constrained force planning combat-to-support ratio						

CONTENTS

CHAPTER

1. INTRODUCTION	3
2. DETAILED MODEL DESCRIPTION	5
Introduction (5)—Combat Units (8)—Support Units (13)—Costing (22)—Strength and Cost Limits (25)—Unit Mix Constraints (25)— Allocation Rule Coefficient Tolerance (28)— Unit Group Constraint (35)—Support Unit Substitutions (36)—Objective Functions (37)— LP Marginal Values (41)	
3. MODEL GENERATION	44
Introduction (44)—CONGEN Execution (45)— Data Requirements (47)—CONGEN Output (92)	
4. MODEL SOLUTION	100
Advanced Starts to Model Solution (100)— Output for CONREP (103)	
5. SOLUTION REPORTING	108
Introduction (108)—Examples of CONREP Subreports (109)—Control Verbs and Data Requirements (131)	
APPENDICES	
A. Complete Listing of Card-Image Input Data for a Sample CONGEN Run	137
B. Description of CONGEN and its Routines	155
C. CONGEN Source Program Listing	191
D. Description of CONFIL	259
E. Description of CONREP and its Routines	265
F. CONREP Source Program Listing	305
GLOSSARY	353

FIGURES

1.	Example of Basic Matrix Structure for Combat Units	10
2.	Example of Matrix Structure for a Combat Unit with Shortfall Allowed up to 20 Percent of the RHS Value	12
3.	Example of Matrix Structure for a Combat Unit with Shortfall Allowed up to 20 Percent of RHS Value and Longfall Allowed up to 10 Percent of RHS Value	12
4.	Example of Basic Matrix Structure for a Support Unit	14
5.	Example of Matrix Structure for a Support Unit with Requirements Shortfall Allowed up to 20 Percent of Requirements	17
6.	Example of Matrix Structure for a Support Unit with Requirements Shortfalls Allowed up to 20 Percent of Requirements and Requirements Longfall Allowed up to 10 Percent of Requirements	17
7.	Example of Matrix Structure for a Support Unit with Force Shortfall Allowed up to 20 Percent of RHS Value	19
8.	Example of Matrix Structure for a Support Unit with Force Shortfall Allowed up to 20 Percent of RHS Value and Force Longfall Allowed up to 10 Percent of RHS Value	21
9.	Two-Unit Example of CONFORM Unit Mix Constraint without and with Tolerance	27
10.	Example of Matrix Structure for Three Combat Units Constrained to the Ratio 10:3:5	29
11.	Example of Matrix Structure for Three Combat Units Constrained to the Ratio 10:3:5 but with Tolerances	29
12.	Force Model Allocation of Support Units "s" per Unit "u" without Tolerance	31
13.	Force Model Allocation of Support Units "s" per Unit "u" with Lower and Upper Tolerance	31
14.	CONFORM Representation of a Support Unit Allocation Coefficient Lower Tolerance (in Detached Matrix Coefficient Form)	32
15.	Example of Allocation Coefficient Lower Tolerance	34
16.	Example of Allocation Coefficient Lower and Upper Tolerances	34
17.	Matrix Structure for Sample Support Unit Substitution	38
18.	CONGEN Input Data Structure	48
19.	Sample PRBNAM, LANGSW and DATSOR Data Cards	52
20.	Sample Battalion Slice Card-Deck Troop List Data	55
21.	Sample AVGCST Data Cards and AVGSTA Data Card	57
22.	Sample NEFF, EFFLAB and EFF Data Cards	59
23.	Sample NCON Data	60
24.	Sample RESCON and ALRTYP Data	62
25.	Sample Allocation Rule Coefficient Tolerance Data	64
26.	Sample Support Unit Substitutions Data	66
27.	Sample Unit Mix Constraint Data	68

FIGURES (cont'd)

28. Sample Mode 1 Unit Group Constraint Data	71
29. Sample Mode 2 Unit Group Constraint Data	72
30. Sample Support Unit Aggregate Data	74
31. Sample CSSW, CLSW, SRSSW, SRLSW, SFSSW, SFLSW Data Card and Data for Support Unit Requirements Shortfall	78
32. Sample Hand-Prepared Matrix Data in MPS/360 Format	80
33. Sample RHS, Bound, Range Data Set in MPS/360 Format	85
34. Sample NCOMBT, NSUPRT Data Cards	86
35. Sample Unit Characteristics Data	88
36. Sample Allocation Rule Coefficient Data	90
37. Sample Generation Summary Statistics Page of CONGEN Output	93
38. Example of Row Identification Section—Unit 7—of CONGEN Output in MPS/360 Format	94
39. Example of Row Identification Section—Unit 7—of CONGEN Output in OPTIMA Format	95
40. Example of Matrix Coefficients Section—Unit 4—of CONGEN Output in MPS/360 Format	96
41. Example of Matrix Coefficients Section—Unit 4—of CONGEN Output in OPTIMA Format	97
42. Example of Advanced Start Basis—Unit 3—of CONGEN Output in MPS/360 Format	98
43. Sample MPS/360 Control Sequence	101
44. Sample Page from the Rows Section of MPS/360's SOLUTION	104
45. Sample Page from the Columns Section of MPS/360's SOLUTION	105
46. Sample Page from the Rows Section of OPTIMA's RECORD	106
47. Sample Page from the Columns Section of OPTIMA's RECORD	107
48. Sample 1-Case Force Summary Report	110
49. Sample 2-Case Force Summary Report	111
50. Sample Cost Summary Report	114
51. Excerpt from Sample Troop Deck Report	116
52. Excerpts from Sample Troop List Report	118
53. Excerpt from Sample Unit Allocations Report	122
54. Excerpts from Sample Unit Deviations Report	125
55. Excerpts from Sample Unit Support Report	128
56. Listing of Sample CONREP Control Cards—Unit 1	136

TABLES

1. Current Budget Categories and Peacetime Stations of FCIS	23
2. Input Values for Various Unit Deviation Limits when Limit is Expressed as Fraction of Allocation Rule Requirements or RHS Target Value	76
3. Subreports Producing by the CONFORM LP Reporter (CONREP)	109

DETAILED MODEL DESCRIPTION, PROGRAM DOCUMENTATION,
AND OPERATOR'S GUIDE

Chapter 1

INTRODUCTION

CONFORM is an automated mathematical modeling system that aids the Army force planner in developing alternative theater forces. It is an extension of the Modular Force Planning System (Battalion Slice) which automates the theater combat force roundout process. Both the Battalion Slice and CONFORM are operational at the US Army Management Systems Support Agency (USAMSSA).

The usual Battalion Slice-CONFORM relationship involves the development of an "unconstrained base case" force by the Battalion Slice, and the modeling of that case plus the addition of specified resource and relational constraints in one or more CONFORM models to generate alternatives to the base case.

Specifically, CONFORM models are linear programming (LP) models. The reader is assumed to be familiar with LP in general and/or LP modeling techniques. CONFORM variables represent such things as the number of each type of Army unit in a force, and the amount of deviation of that number from allocation rule requirements for that unit and/or from a target value. The model equations represent such things as the setting of combat units at desired levels in the force, Battalion Slice allocation rules for support units, limits on the strength and cost of all combat units, all support units, the total force, and support units aggregated by functional area, and limits on the amount of unit deviations from allocation rule requirements and targets. Alternative objective functions include the strength and cost of all combat units, all support units, the total force, and support unit aggregates, combat unit effectiveness indices, and unit deviations.

Preceding page blank

The solution of a CONFORM LP model is a force that satisfies all modeled conditions and constraints and which is best among all such forces with respect to a chosen objective function.

The specific LP model for each CONFORM run is automatically built by the CONFORM LP matrix generator—CONGEN. The LP model is solved by a commercially available mathematical programming system (MPS)—currently IEM's MPS/360 at USAMSSA. The model solution as reported by the commercial systems is not appropriate for force planner reports or convenient for reading by the CONFORM operator/LP analyst. Optional reports that are readable by the force planner may be automatically produced from the LP model solution by the CONFORM LP report writer—CONREP.

The major sources of input data for CONFORM are the allocation rule coefficients of the Battalion Slice model, cost data of the Force Cost Information System (FCIS) which is also maintained at USAMSSA, and user-specified constraints and options. The CONFORM interface with both Battalion Slice and FCIS is automated. The FCIS was formerly called the Cost Analysis System (COSTALS).

Thus, CONFORM is an automated mathematical modeling system—LP matrix generator, solution system, report writer—some of whose inputs are actually other force-planning models or systems.

This volume is addressed to the CONFORM operators—those who must translate the force planner's run schedule into an appropriate set of CONFORM runs, who must prepare data and execute the runs, and who may be required to alter or further develop the model. This volume is a detailed model description, computer program documentation, and thus an operator's guide. The reader is assumed also to be familiar with the contents of Volume I of this report, which is a more general description of CONFORM, intended primarily to give the force planner a general understanding of CONFORM and its use.

Chapter 2

DETAILED MODEL DESCRIPTION

INTRODUCTION

This chapter describes in detail the logic of basic and optional CONFORM LP model structure. As an introduction the simplest model that may be automatically generated by the CONFORM LP matrix generator, CONGEN, is described.

The simplest model is one whose solution is identical to that of a Battalion Slice run in which there were no "optional," "augmentation," "deletion," or "maximum-allowable" units. This model would have one variable or column for each combat and support unit type. These variables represent the number of each unit type in the force. There would be one equation or row for each combat unit type, setting the corresponding variable to the right hand side (RHS) value. There would also be one row for each support unit type, representing the allocation rules for that unit, both allocation to combat and to support units, and equating the corresponding variable to these allocation rule requirements. In addition there would be six resource limit rows and six alternative objective functions—one of each for strength and cost of the combat force, support force, and total force. The resource limit rows should not be constraining. Since the combat force is specified by RHS values and the support force is specified by those values and the allocation rules, there is only one feasible solution to this model (and it is the optimal one). One of the six alternative objective functions still must be chosen as the one for the run, however; and its choice determines the type of marginal value information that may be obtained from the run. This point will be discussed more fully in the section on Marginal Values.



A mathematical statement of this simplest model is:

$$\left. \begin{array}{l}
 \text{Minimize} \\
 \text{Maximize}
 \end{array} \right\} \left\{ \begin{array}{l}
 s_1 X_1 + \dots + s_n X_n + \dots + s_n X_n \\
 s_1 X_1 + \dots + s_n X_n + \dots + s_n X_n \\
 c_1 X_1 + \dots + c_n X_n + \dots + c_n X_n \\
 c_1 X_1 + \dots + c_n X_n + \dots + c_n X_n
 \end{array} \right.$$

Satisfying:

$$\begin{array}{l}
 X_1 \\
 X_2 \\
 \dots \\
 X_n \\
 X_{n+1} \\
 \dots \\
 X_{n+m}
 \end{array}$$

$$\begin{array}{l}
 a_{1,1} X_1 + \dots + a_{1,n} X_n + (b_{1,1} - 1) X_{n+1} + b_{1,2} X_{n+2} + \dots + b_{1,n} X_{n+m} \\
 a_{2,1} X_1 + \dots + a_{2,n} X_n + (b_{2,1} - 1) X_{n+1} + \dots + b_{2,n} X_{n+m}
 \end{array}$$

$$a_{n+1,1} X_1 + \dots + a_{n+1,n} X_n + b_{n+1,1} X_{n+1} + \dots + b_{n+1,n} X_{n+m}$$

...

$sc_1XC_1 + \dots + sc_{NCOMBT}XC_{NCOMBT}$	$ss_1XS_1 + \dots + ss_{NSUPRT}XS_{NSUPRT}$	$\leq scl$
$sc_1XC_1 + \dots + sc_{NCOMBT}XC_{NCOMBT} + ss_1XS_1 + \dots + ss_{NSUPRT}XS_{NSUPRT}$	$ss_1XS_1 + \dots + ss_{NSUPRT}XS_{NSUPRT}$	$\leq ssl$
$cc_1XC_1 + \dots + cc_{NCOMBT}XC_{NCOMBT}$	$cs_1XS_1 + \dots + cs_{NSUPRT}XS_{NSUPRT}$	$\leq stl$
$cc_1XC_1 + \dots + cc_{NCOMBT}XC_{NCOMBT} + cs_1XS_1 + \dots + cs_{NSUPRT}XS_{NSUPRT}$	$cs_1XS_1 + \dots + cs_{NSUPRT}XS_{NSUPRT}$	$\leq ccl$
$cc_1XC_1 + \dots + cc_{NCOMBT}XC_{NCOMBT}$	$cs_1XS_1 + \dots + cs_{NSUPRT}XS_{NSUPRT}$	$\leq csl$
$cc_1XC_1 + \dots + cc_{NCOMBT}XC_{NCOMBT} + cs_1XS_1 + \dots + cs_{NSUPRT}XS_{NSUPRT}$	$cs_1XS_1 + \dots + cs_{NSUPRT}XS_{NSUPRT}$	$\leq ctl$



where sc_j is the number of men in combat unit j
 XC_j is the number (variable) of combat units j in the force
 $NCOMBT$ is the number of combat unit types
 ss_j is the number of men in support unit j
 XS_j is the number (variable) of support units j in the
 force
 $NSUPRT$ is the number of support unit types
 cc_j is the cost of combat unit j
 cs_j is the cost of support unit j
 c_j is the number (constant) of combat units j in the
 force
 $a_{i,j}$ is the number of support units i required per one
 combat unit j
 $b_{i,j}$ is the number of support units i required per one
 support unit j
 scl is the upper limit on total combat strength
 ssl is the upper limit on total support strength
 stl is the upper limit on total force strength
 ccl is the upper limit on total combat cost
 csl is the upper limit on total support cost
 ctl is the upper limit on total force cost.

COMBAT UNITS

The number of combat unit types included in the Battalion Slice run on which a CONFORM run is based (or a number specified by the user if the source of basic CONFORM data is data hand-prepared by the user rather than that automatically prepared by Battalion Slice; see Chapter 3) is always modeled in CONFORM.

At least one model column and one row are always generated for each combat unit. The column represents the number of units of that type in the force. The name of the column is

["C",i,j,k],

where ijk is the DIM number of the unit. The row relates the column to the RHS value of the row. Frequently this sets the column equal to the RHS value. The type of each row is individually specified by the user. The type may be

\leq RHS value

$=$ RHS value

\geq RHS value

unconstrained by RHS value.

The types of the rows are specified by input datum NCON. The name of the row is the same as that of the column. Figure 1 is an example of this simple structure. When the numbers of units are not fixed—the rows are not equalities—they may be constrained to some ratio or mix. This is discussed in a separate section.

Deviations

The RHS values may be interpreted as target values in certain applications. In these cases additional columns may be generated to represent deviations from the target values. The amount of deviation from the target values of individual units may be constrained, and total deviations may be minimized. One column may be generated to represent longfalls. These columns are dimensioned in numbers of units just as the basic combat unit columns. Shortfall and/or longfall columns for all combat units may be generated. The choice of these options is specified by input data CSSW, CLSW and following. These data requirements are discussed in Chapter 3. The names of the columns are

$["C", i, j, k, \begin{matrix} "S" \\ L \end{matrix}]$.

where ijk is the DIM number of the unit, and "S" and "L" are for shortfall and longfall. Each column generated intersects the basic combat unit row, and a special row that limits the amount of deviation. The shortfall and/or longfall is limited in the model with respect to the number of that unit type in the force. The deviations are usually thought of with respect to the RHS value, then the number of units of that type in the force would be at least 80 percent of the RHS value,

	C 9 0 1	C 9 0 2	C 9 0 3	...	
C901	+1				= + 10.0
C902		+1			= + 3.0
C903			+1		= + 5.0
.					
.					
.					

Fig. 1—Example of Basic Matrix Structure for Combat Units

and thus the shortfalls would be limited to at most 25 percent ($\frac{.20}{.80}$)

of the number of units in the force. If the longfalls were limited to at most 20 percent of the RHS value, then the number of units would be at most 120 percent of the RHS value, and thus the longfall would be limited to at most 16-2/3 percent ($\frac{.20}{1.20}$) of the number of units. The

names of the rows that impose these constraints are

["C", i, j, k, "S", "L", "P"],

where ijk is the DTM number of the unit, and "S" and "L" are for shortfall and longfall. The types of the constraint rows, as well as the percentages are individually specified for each unit.

Figure 2 is an example of the matrix structure for one combat unit when shortfalls up to 20 percent of the RHS value are allowed.

Figure 3 is an example of the matrix structure for the same combat unit, with the addition of the allowance of longfalls up to 10 percent of the RHS value.

These deviation columns intersect the alternative objective function TDEV with all non-negative coefficients. Thus minimizing TDEV would minimize the sum of absolute deviations. Shortfalls and longfalls are individually specified to be weighted in the objective function by strength (thousands of men), cost (millions of dollars), number of units, or combat effectiveness. Combat unit effectiveness measures are discussed next.

Effectiveness Indices

Up to six indices of combat unit effectiveness may be represented in a single model. One row is generated for each index to simply calculate its total. The 6-character name and the type of each row as well as the individual coefficients of each unit for each index are user-specified. When the type of a row is "unconstraining," the row may be used as an objective function as well as to simply report the total. Otherwise these rows may be used to impose real constraints on the values of certain measures of combat units. The coefficients of these rows are always non-positive in the model. In this way the

	C 9 0 1	C 9 0 1 S	
C901	+1	+1	= 10.0
C901SP	+.25	-1	≥ 0.0

Fig. 2—Example of Matrix Structure for a Combat Unit with Shortfall Allowed up to 20 percent of the RHS Value

	C 9 0 1	C 9 0 1 S	C 9 0 1 L	
C901	+1	+1	-1	= 10.0
C901SP	+.25	-1		≥ 0.0
C901LP	+.0909		-1	≥ 0.0

Fig. 3—Example of Matrix Structure for a Combat Unit with Shortfall Allowed up to 20 percent of RHS Value and Longfall Allowed up to 10 percent of RHS Value

standard sense of optimization of most MPS—minimization—will maximize the value of the index. If the rows are used as constraints, the RHS values should be non-positive, and the row types should be reversed from the conceptual type. The combat unit effectiveness index option is selected by input data NEFF, EFFLAB and EFF.

SUPPORT UNITS

The number of support unit types mentioned in the A-matrix of the Battalion Slice run on which a CONFORM run is based (or a number specified by the user if the source of basic CONFORM data is data hand-prepared by the user rather than that automatically prepared by Battalion Slice; see Chapter 3) is always modeled in CONFORM. Even if there are no actual A-matrix coefficients for a unit, it is still modeled.

At least one model column and one row are always generated for each support unit. The column represents the number of units of that type in the force. The name of the column is

["S",i,j,k],

where ijk is the DTM number of the unit. The row is called the "allocation rule row" for the unit. It has a positive coefficient in the column of every combat and support unit that "requires" some of the support unit, and a "-1.0" in the column of the support unit. The row is usually equal to zero, thus setting the number of each support unit type in the force exactly equal to allocation rule requirements. The type of all allocation rule rows is user-specified. The user may thus state that all support units must be "at least" or "at most" equal to allocation rule requirements. If a support unit requires "b" of itself, then the coefficient in its column is "b-1.0" instead of "-1.0". The names of these rows are the same as the corresponding columns. Figure 4 is an example of this basic matrix structure for support units.

Note that if a negative RHS value were placed on one of these rows, then the number of support units of that type in the force would have to be equal to (or at least equal to, etc.) allocation rule requirements plus the absolute value of the RHS value. If a positive RHS value were placed on one of these rows, the number of support units of that type in the force would only have to be equal to allocation rule

	C	C	S	S	S	
	9	9	0	0	1	
	1	1	0	1	9	
	4	7	7	2	4	
s194	.036	.021	.5	.5	-1	= 0

Fig. 4—Example of Basic Matrix Structure for a Support Unit

requirements less the RHS value. RHS values of these rows can thus be used to represent Battalion Slice optional, augmentation, and deletion units. Optional and augmentation units would be represented by negative RHS values—units without allocation rule coefficients (optional units) still have these rows. Deletion units are represented by positive RHS values. Battalion Slice maximum-allowable units may be treated like deletion units in "base case" runs.

Requirements Deviations

Allocation rule requirements may be interpreted as only goals rather than absolute requirements in some applications. In these cases additional columns may be generated to represent deviations from the requirements. These are called "requirements deviations." The amount of shortfall and/or longfall from requirements for individual units may be constrained, and total deviations may be minimized. One column may be generated to represent requirements shortfalls, and a second may be generated to represent requirements longfalls. These columns are dimensioned in numbers of units just as the basic support unit columns. Requirements shortfall and/or longfall columns for all support units may be generated. The choice of these options is specified by input data SRSSW and SRLSW and following. These data requirements are discussed in Chapter 3. The names of these columns are

$$["S", i, j, k, "R", \frac{"S"}{L}],$$

where ijk is the DIM number of the unit, and "S" and "L" are for shortfall and longfall. Each column generated intersects the allocation rule row and a special row that limits the amount of deviation.

The shortfall and/or longfall is limited in the model with respect to the number of that unit type in the force. The deviations are usually thought of with respect to the allocation rule requirements. The conversion is straightforward. If the shortfalls of a support unit are limited to at most 20 percent of total allocation rule requirements for the unit, then that unit will be at least equal to 80 percent of requirements, and thus the shortfall would be limited to at most 25 percent ($\frac{.20}{.80}$) of the number of that type of unit in the force. If

longfalls were limited to at most 20 percent of requirements, then the unit would be at most 120 percent of requirements, and thus the longfall would be at most $16\frac{2}{3}$ percent ($\frac{.20}{1.20}$) of the number of that type of unit. The names of the rows that impose these constraints are

["S", i, j, k, "R", " $\frac{S}{L}$ ", "P"],

where ijk is the DIM number of the unit, and "S" and "L" are for shortfall and longfall. The type of the constraint row, as well as the percentages are individually specified for each unit.

Figure 5 is an example of the matrix structure for one support unit type, when shortfalls up to 20 percent of requirements are allowed. In the figure, "Σ" symbolizes the allocation rule requirements. Notice that a "≥" row constrains the shortfall to be "≤" some fraction of requirements.

Figure 6 is Fig. 5 with the addition of the allowance of longfall up to 10 percent of requirements.

The constraining rows are always generated when the deviation columns are generated. If one wanted a deviation column to be unconstrained, the percentage should be specified as zero, and the row type as "≤". This would simply say that the column must be ≥ zero—unconstrained.

As with the combat units, these deviation columns intersect the alternative function TDEV with all non-negative coefficients and minimizing TDEV would minimize the sum of absolute deviations. Shortfalls and longfalls are individually specified to be weighted in the objective function by strength (thousands of men), cost (millions of dollars), or number of units.

Force Deviations

Fixed numbers of units may be specified as goals or target values for the actual number of support units in a force. These target values may be the numbers of the units in a "base case run." In this case an additional model row is generated for each support unit. The RHS values of these rows are the target values. Additional columns are generated to represent shortfalls and/or longfalls from the target values. The

		S 1 9 4	S 1 9 4 R S	
S194	Σ	-1	-1	= 0
S194RSP		+ .25	-1	≥ 0

Fig. 5—Example of Matrix Structure for a Support Unit with Requirements Shortfall Allowed up to 20 percent of Requirements

		S 1 9 4	S 1 9 4 R S	S 1 9 4 R L	
S194	Σ	-1	-1	+1	= 0
S194RSP		+ .25	-1		≥ 0
S194RLP		+ .0909		-1	≥ 0

Fig. 6—Example of Matrix Structure for a Support Unit with Requirements Shortfalls Allowed up to 20 percent of Requirements and Requirements Longfall Allowed up to 10 percent of Requirements

planner may desire the number of units of each type in an alternative force to be as close as possible to those in the base case. These target values frequently define that base case or previous force. This type of deviation is therefore called "force deviation." The amount of force shortfall and/or longfall for individual units may be constrained, and total deviations may be minimized.

One column may be generated to represent force shortfall, and a second to represent force longfall for each unit. These columns are dimensioned in numbers of units, just as the basic support unit column and the RHS target value. Force shortfall and/or longfall columns may be generated for all units. The choice of these options is specified by input data SFSSW, SFLSW and following. The names of these columns are

$$["S", i, j, k, "F", \begin{matrix} "S" \\ L \end{matrix}],$$

where ijk is the DIM number of the unit, and "S" and "L" are for shortfall and longfall. The name of the row whose RHS value is the target value is

$$["S", i, j, k, "F"],$$

where ijk is the DIM number of the unit. Each column intersects the target value row and an additional row that limits the amount of deviation.

The shortfall and/or longfall is limited in the model with respect to the number of that unit type in the force. The deviations are usually thought of with respect to the target value. The conversion is straightforward; it is the same as for "requirements deviations" and "combat unit deviations." The names of these constraining rows are

$$["S", i, j, k, "F", \begin{matrix} "S" \\ L \end{matrix}, "P"],$$

where ijk is the DIM number of the unit, and "S" and "L" are for shortfall and longfall. The type of the constraint row, as well as the percentages are individually specified for each unit.

Figure 7 is an example of matrix structure for one support unit type, when shortfalls up to 20 percent of the target value (10.0) are allowed. In the figure "E" symbolizes the allocation rule requirements for the unit.

		S 1 9 4	S 1 9 4 F S	
S194	Σ	-1		= 0
S194F		+1	+1	= 10.0
S194FSP		+.25	-1	≥ 0

Fig. 7—Example of Matrix Structure for a Support Unit with Force Shortfall Allowed up to 20 percent of RMS Value

Figure 8 is Fig. 7 with the addition of the allowance of longfall up to 10 percent of the target value.

As before, these deviation columns intersect the alternative objective function TDEV with all non-negative coefficients and minimizing TDEV again minimizes the sum of absolute deviations. Shortfalls and longfalls are individually specified to be weighted in the objective function by strength, cost or number of units.

Support Unit Aggregates

Up to 25 aggregates of support units may be represented in one model. These aggregates may correspond to functional areas of support, such as "medical," "engineer," "signal," etc. One unit may be included in more than one area if it is meaningful to do so. The user defines each aggregate by specifying the unit types to be included in each. At least two model rows are generated for each aggregate. The rows total the strength and the cost of the aggregate. The name and the type of each row is user specified. The names of the strength rows are

[a,b,"S","T","R"],

and the names of the cost rows are

[a,b,"C","S","T"],

where ab is a two-character identifier supplied by the user for each aggregate. The row types are individually specified. If the type of a row is "unconstraining," it may be used as an objective function. Otherwise, the RHS value of the row represents a constraint on the strength or cost of the aggregate. All coefficients in these rows are non-negative.

If support unit requirements shortfalls and/or longfalls are represented in a model, two additional rows are generated for each aggregate. These rows total the strength and cost requirements deviations of the units. Shortfall columns intersect these rows with non-positive coefficients, and longfall columns intersect them with non-negative coefficients. Since these rows are designed for reporting purposes, they are always generated as "unconstraining" rows. The names of these rows are

[a,b,"S","T","R","R","D"]

		S 1 9 4	S 1 9 4 F S	S 1 9 4 F L	
S194	Σ	-1			= 0
S194F		+1	+1	-1	= 10.0
S194FSP		+0.25	-1		≥ 0
S194FLP		+0.0909		-1	≥ 0

Fig. 8—Example of Matrix Structure for a Support Unit with Force Shortfall Allowed up to 20 percent of RHS Value and Force Longfall Allowed up to 10 percent of RHS Value.

and [a,b,"C","S","T","R","D"],

where ab is as for the basic support unit aggregate row names.

Likewise, if support unit force shortfalls and/or longfalls are represented two additional rows are generated for each aggregate. They report the total strength and cost force deviation of the aggregate.

The names of these rows are

[a,b,"S","T","R","F","D"]

and [a,b,"C","S","T","R","D"]

where ab is as above.

COSTING

CONFORM represents one type of cost in a single model. That type may be for example "total initial cost," "total annual operating cost," "initial plus ten years operating cost," or "initial plus ten years operating cost discounted at ten percent," with an assumed distribution of units at peacetime stations such as "5/6 in CONUS and 1/6 in Europe." One cost factor or unit cost is used in a strictly linear fashion for each combat and support unit type in model objective functions and constraints.

Basic CONFORM data, including cost factors, may be input automatically from the Battalion Slice model or from data hand-prepared by the user. If the user hand-prepares the data, he inputs the one cost factor for each unit. If the data source is the Battalion Slice model, its special extraction from the FCIS is the source of cost data. This source contains cost factors for most units for 14 initial investment and 18 annual operating budget categories. These are peacetime costs. In addition the cost factors for some of these categories may vary by peacetime stations. FCIS currently represents six peacetime stations. Actually 132 cost factors are available for each unit. Table 1 shows the budget categories and peacetime stations currently used. To condense this data into the one cost type for each CONFORM model, the user specifies a linear combination of the 32 budget categories and of the six peacetime stations. Costs are dimensioned in dollars in the data file, but are scaled in millions of dollars for use in CONFORM.

Table 1

CURRENT BUDGET CATEGORIES AND PEACETIME STATIONS
OF FCIS

Budget Categories

Initial Investment

1. PEMA Major Equipment
2. PEMA Operational Readiness Float
3. PEMA Repair Cycle Float
4. PEMA Repair Parts
5. OMA Repair Parts
6. OMA Minor Equipment
7. OMA Station Equipment
8. OMA Original Clothing
9. OMA Program 4
10. OMA Program 7S
11. OMA Accession and Training
12. MPA Accession and Training
13. PEMA Accession and Training
14. MPA Initial PCS

Annual Operating

1. PEMA Major Equipment
2. PEMA Repair Parts
3. PEMA Ammo
4. PEMA Missiles
5. OMA Programs 1 and 2
6. OMA Base Operations
7. OMA Aircraft Operations
8. OMA Program 4
9. OMA Program 7M
10. OMA Program 7S
11. OMA Program 8M
12. OMA Program 8O
13. OMA Program 9
14. OMA Accession and Training
15. MPA Accession and Training
16. PEMA Accession and Training
17. MPA (Annual Excluding PCS)
18. MPA (Annual PCS)

Table 1 (continued)

<u>Budget Categories</u>	
<u>Peacetime Stations</u>	
1.	CONUS
2.	Europe
3.	Korea
4.	Alaska
5.	Southern
6.	Vietnam

The actual uses of cost factors in the model are discussed throughout this chapter.

STRENGTH AND COST LIMITS

Six resource limit rows are always generated. They are:

- (a) TFSTRL. Total force strength, scaled in thousands of men.
- (b) TCSTRL. Total combat strength, scaled in thousands of men.
- (c) TSSTRL. Total support strength, scaled in thousands of men.
- (d) TFCSTL. Total force cost, normally scaled in millions of dollars.
- (e) TCCSTL. Total combat cost, normally scaled in millions of dollars.
- (f) TSCSTL. Total support cost, normally scaled in millions of dollars.

The coefficients of all of these rows are non-negative. The type of each row is individually specified by the user. They are usually \leq or $=$ their positive RHS values. The types are specified by input data set RESCON.

UNIT MIX CONSTRAINTS

Several constraints on the ratios of the number of selected individual units in a force may be specified. Each mix constraint may be on combat and/or support units. A single unit type may appear in more than one mix constraint. The most likely use of this option is to constrain combat units to a specified mix in CONFORM runs in which combat units, men or dollars are to be traded for support units, men or dollars (or vice versa), and in which the resulting combat force is not known in advance. Such a run would likely have one mix constraint on all combat units.

The specification of each mix constraint involves the input to CONGEN of the "mix or ratio entry" for each unit in the mix and possible lower and upper deviations from that number. For example, two units may be constrained to be in the ratio 3:2, or $(3 \pm .3):(2 \pm .2)$. The first ratio constrains the two units to values along a straight line. The ratio with 10 percent tolerances only constrains the two units to

values in the sector defined by the straight lines corresponding to the possible extreme ratios—2.7:2.2 and 3.3:1.8. Figure 9 illustrates this example. Tolerances are actually specified in terms of fractions of the mix entry, e.g., the specification "2 \pm 0.1" defines the range "1.8 - 2.2." The lower and upper tolerances are individually specified.

The number of unit mix constraints plus the total number of mix entries can be no greater than 100.

One model column containing the mix specification is generated for each mix constraint. One row is generated for each unit in the mix to couple the variable representing the number of units of that type in the force to its entry in the mix. In addition, one row and one or two columns are generated for each mix entry that has a tolerance. One column is generated to represent the amount of lower deviation from the mix entry actually taken, and one column for upper deviation. One row ties together the mix column and the one or two tolerance columns.

The name of the mix column is

["M","I","X",i,j,k],

where ijk is the sequence number of the mix, from one to the number of mixes, in the order input by the user. This sequence number is right-justified with zero fill. Thus the name of the column generated for the first unit mix constraint specified by the user is "MIX001".

The name of the row coupling the variable for each unit to its entry in the mix is

["M",i,j,k,"X",l,m,n,],

where ijk is the mix sequence number and lmn is the unit's DIM number. These rows are equalities, and their RHS values should normally be zero.

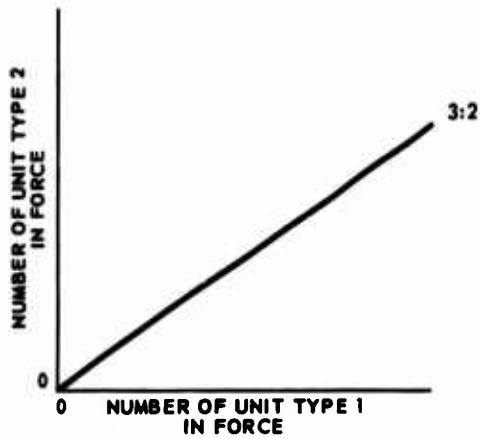
The name of the row tying together the mix column and tolerance columns is

["M",i,j,k,"T",l,m,n],

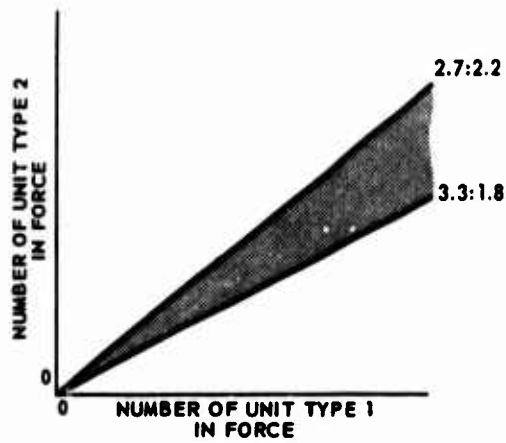
where ijk is the mix sequence number and lmn is the DIM of the unit on whose mix entry tolerance is allowed. These rows are "less than or equal to," and their RHS values should normally be zero.

The names of the lower and upper deviation columns are

["M",i,j,k," $\frac{U}{L}$ ",l,m,n],



a. Two-Unit Example of CONFORM Unit Mix Constraint without Tolerance



b. Two-Unit Example of CONFORM Unit Mix Constraint with 10 percent Lower and Upper Tolerance for Both Units

Fig. 9—Two-Unit Example of CONFORM Unit Mix Constraint without and with Tolerance

where ijk is the mix sequence number, "U" and "L" are for upper and lower deviation, and lmn is the unit's DTM number.

Figure 10 is an example of the matrix structure for an unit mix constraint without any tolerance. In this example, combat units 901, 902 and 903 are constrained to be exactly in the ratio 10:3:5. Figure 11 is an example of matrix structure for the same mix constraint but with the addition of tolerance on the mix entries. Here unit 901 is allowed up to 10 percent lower and upper deviation, unit 902 is allowed up to 5 percent lower and 20 percent upper deviation, and unit 903 is allowed 50 percent lower and no upper deviation. In this case, therefore, the units are only constrained to be in the ratio 9-11:2.85-3.6:2.5-5.

This logic is easily understood by looking for example at rows "M00LT901" and "M00LX901". The solution value of "M00LL901" for example can be no greater than .10 of the solution value of the mix column. "The number" to which the solution value of "C901" must be equal can therefore be anything from 10.0 times the solution value of "MIX001" to $(10.0 * \text{MIX001} - 10.0 * \text{M00LL901}) = (10.0 * \text{MIX001} - 10.0 * .10 * \text{MIX001}) = (9.0 * \text{MIX001})$. The same logic holds for upper deviations. In general, only the lower deviation or the upper deviation columns will have non-zero solution values.

Unit mix constraints are specified by input datum UMIKSW and following. These data requirements are discussed in detail in Chapter 3.

ALLOCATION RULE COEFFICIENT TOLERANCE

Model structure may be generated to represent maximum permissible lower and/or upper deviations from the values of individual allocation rule coefficients. These tolerances are expressed as fractions of the coefficients. Thus if "a" is a coefficient and " d_l " and " d_u " the maximum lower and upper deviations, the effective coefficient in a solution, \hat{a} , may be between $a - d_l a$ and $a + d_u a$; \hat{a} may equal a. This generalization from a specific matrix coefficient is straightforward; it is, however, a large generalization.

	C	C	C	M	
	9	9	9	I	
	0	0	0	X	
	1	2	3	0	
				0	
				1	
MOOLX901	-1.0			10.0	= 0
MOOLX902		-1.0		3.0	= 0
MOOLX903			-1.0	5.0	= 0

Fig. 10—Example of Matrix Structure for Three Combat Units Constrained to the Ratio 10:3:5

	C	C	C	M	M	M	M	M	M	
	9	9	9	I	0	0	0	0	0	
	0	0	0	X	0	0	0	0	0	
	1	2	3	0	1	1	1	1	1	
				0	L	U	L	U	L	
				1	9	9	9	9	9	
					0	0	0	0	0	
					1	1	2	2	3	
MOOLX901	-1			10.0	-10.0	10.0				= 0
MOOLT901				-1	1/.10	1/.10				≤ 0
MOOLX902		-1		3.0	3.0		-3.0	3.0		= 0
MOOLT902				-1			1/.05	1/.20		≤ 0
MOOLX903			-1	5.0					-5.0	= 0
MOOLT903				-1					1/.50	≤ 0

Fig. 11—Example of Matrix Structure for Three Combat Units Constrained to the Ratio 10:3:5 but with Tolerances

A single specified value of an allocation rule coefficient is very restrictive. Figure 12 portrays a two-unit force. Unit "u" is the independent variable, perhaps a combat unit. Support unit "s" is related to unit "u" by an allocation rule coefficient—the slope of the line. The number of support units "s" in a force must be on the line through the origin. When the number of type "u" units in a force is given, the number of type "s" units is specified—is a single point on the line. This is restrictive and in some cases may be unrealistically so.

Figure 13 shows that when lower and/or upper tolerance is allowed on a coefficient, when the number of type "u" units is given, the number of type "s" units is no longer a single point, but may be anywhere on the vertical line (without considering any other constraints). No longer a single line relates the number of units of types "u" and "s", but a sector of a two-dimensional quarter-space. If two different units "u₁" and "u₂" require unit "s", then the line of Fig. 12 has become a two-dimensional quarter space inclined to the "u₁" axis as its coefficient and to the "u₂" axis as its coefficient. Given values of "u₁" and "u₂", however, "s" is still a single point. If tolerance is allowed on both allocation coefficients, the sector of the two-dimensional quarter-space in Fig. 13 has become a sector of a three-dimensional quarter-space. No attempt is made to picture this or relations of higher dimensionality. Also the case when unit "s" may require some unit "s" (some of itself) is not shown. This corresponds to a constant increase of the slope of the line of Fig. 12.

One model row and one or two model columns are generated for each coefficient on which tolerance is allowed. One column represents the amount of lower deviation taken in a solution, and one column is for upper deviation. Only one row is needed to tie these columns to the coefficient.

Figure 14 shows the logic of coefficient lower tolerance. Note that $B_{i,j} \leq t_{i,j} * B_j$, i.e., the tolerance used, or actual deviation in a model solution must be \leq the maximum specified— $t_{i,j}$.

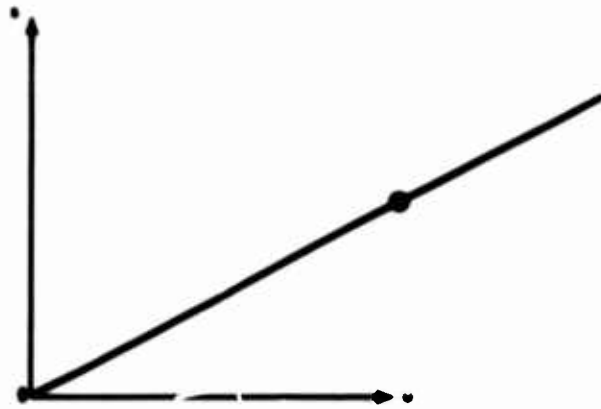


Fig. 12-Force Model Allocation of Support Units "s" per Unit "u" without Tolerance

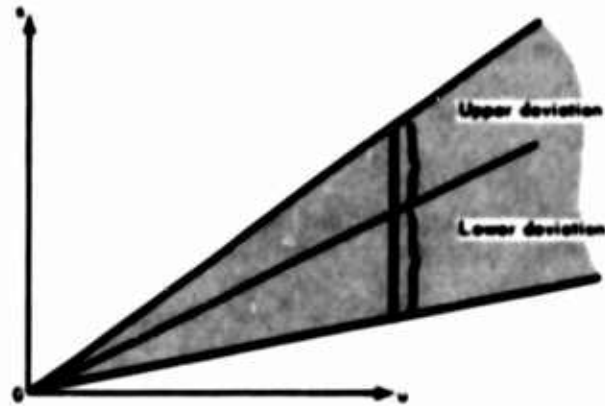


Fig. 13-Force Model Allocation of Support Units "s" per Unit "u" with Lower and Upper Tolerance

	β_j		$\beta_{1jL} \leq t_{1jL} * \beta_j$
	Column Vector Representing Unit j on Which Support Unit i Allocation is Based		Column Vector Representing Lower Tolerance on Require- ment for Support Unit i Due to Unit j
	Intersection with Objective Functions, Limits, and Allocation Rules for Other Support Units		
Allocation Rule Equation for Support Unit i Based on Unit j	+ r_{1j}	- r_{1j}	≤ 0
Special Row Coupling "Requirements" and Tolerance Column Vectors	- 1	+ $1/t_{1jL}$	≤ 0

where

r_{1j} = number of support units of type i required per 1 unit of type j

t_{1jL} = decimal fraction of r_{1j} allowed as a maximum deviation below r_{1j}

β_j = solution value of that column vector, i.e., the number of units of type j in a force

β_{1jL} = solution value of the lower tolerance column vector—actually the deviation below β_j

Fig. 14—CONFORM Representation of a Support Unit Allocation Coefficient Lower Tolerance
(in Detached Matrix Coefficient Form)

Before giving actual examples of this model option, the row and column names will be defined. The names of the tolerance columns are

$$[i,j,k,"T",l,m,n, \begin{matrix} "U" \\ "L" \end{matrix}],$$

where ijk is the DIM number of the supported unit (the column of the coefficient), lmn is the DIM number of the supporting unit (the row of the coefficient), and "U" and "L" are for upper and lower deviation. The name of the row is

$$[i,j,k,"T",l,m,n,"X"],$$

where ijk and lmn are as for the column names.

As an example, consider the coefficient of allocation of support unit 24 to combat unit 902. Assume that 0.1419 units 24 are required per one unit 902. Also assume that 10 percent lower deviation is allowed, and that there is one combat unit 902 in the force. Figure 15 shows the matrix structure of interest for this example.

In any solution of this model, the effective value of this allocation coefficient may be between 0.1419 and 0.1277 (0.1419 - 0.01419). If the overall model structure and choice of objective function made it attractive for this coefficient to be as small as possible, then the solution value of column "902T024L" would be 0.10 and the effective coefficient would be 0.1277. Note that the tolerance column does not intersect any other rows, and is thus not influenced directly by any of the normal CONFORM objective functions. The representation of permissible maximum deviation above an allocation rule coefficient is analogous to that for lower tolerance. In Fig. 14 " $t_{i,j,l}$ " would be " $t_{i,j,u}$ ", " $\beta_{i,j,l}$ " would be " $\beta_{i,j,u}$ ", and " $-r_{i,j}$ " in the tolerance column vector would be " $+r_{i,j}$ ".

Figure 16 is Fig. 15 with the addition of a column vector representing maximum deviation of 10 percent above the coefficient.

Practically, only lower or upper tolerance on a single coefficient will be used in a solution. Therefore it is correct to use only one equation to couple both tolerance column vectors to the combat module column. Here model row "902T024X" specifies that the solution value of column "902T024L" plus the solution value of column "902T024U" may be

		1.0		$\leq .10$	
		C		9	
	...	9		0
		0		2	
		2		F	
				0	
				2	
				4	
				L	
.					
.					
.					
S024	...	0.1419		-0.1419	... = 0
902T024X		-1		1/.10	≤ 0
.					
.					
.					

Fig. 15—Example of Allocation Coefficient Lower Tolerance

		1.0		$\leq .10$	or	$\leq .10$	
		C		9		9	
	...	9		0		0	...
		0		2		2	
		2		F		F	
				0		0	
				2		2	
				4		4	
				L		U	
.							
.							
.							
S024	...	0.1419		-0.1419		0.1419	... = 0
902T024X		-1		1/.10		1/.10	≤ 0
.							
.							
.							

Fig. 16—Example of Allocation Coefficient Lower and Upper Tolerances

no greater than 0.1 of the solution value of column "C902". This does allow lower tolerance or upper tolerance assumed in a solution to be the maximum allowed (here 10 percent).

Input datum TOLRSW and following choose this option. These data requirements are discussed in Chapter 3.

UNIT GROUP CONSTRAINT

One model row may be generated that constrains the ratio of some attribute (strength, cost, etc.) of two groups of units. The two groups of units may be all combat and all support, or the user may define them by specifying the DIM numbers of the units to be included in each group. The structure of the row when the ratio of all combat units to all support units is constrained is

$$w_1 \sum_{\substack{\text{all} \\ \text{combat} \\ \text{units}}} a_j X_j + w_2 \sum_{\substack{\text{all} \\ \text{support} \\ \text{units}}} b_j Y_j \geq 0,$$

where w_1 is a weighting factor (positive or negative) for all combat units

a_j is the attribute of combat unit j

X_j is the number of combat units of type j in the force

w_2 is a weighting factor (positive or negative) for all support units

b_j is the attribute of support unit j

Y_j is the number of support units of type j in the force.

Each weighting factor applies to the whole group, and a different attribute may be used for each group, although only one attribute may be used per group. Thus if it is meaningful to do so for example, total combat strength may be compared to total support cost.

The structure of the row when the user defines each group is

$$\sum_{\substack{\text{all} \\ \text{units in} \\ \text{group 1}}} w_j a_j X_j + \sum_{\substack{\text{all} \\ \text{units in} \\ \text{group 2}}} v_j b_j Y_j \geq 0,$$

where w_j is the weighting factor (positive or negative) for unit j in group 1
 a_j is the attribute of unit j in group 1
 X_j is the number of units of type j in group 1
 v_j is the weighting factor (positive or negative) for unit j in group 2
 b_j is the attribute of unit j in group 2
 Y_j is the number of units of type j in group 2.

Here the weighting factors and attribute selection are individually specified for each unit in each group. One unit may only be included in one group.

To clarify, an example of the use of this option is to constrain total combat strength to be greater than or equal to some fraction of total support strength.

The name of the row is

["G", "R", "O", "U", "P"],

and it is always a "greater than or equal to row". Its RHS value should normally be zero.

This option is selected by input datum GRPSW and following, discussed in detail in Chapter 3.

SUPPORT UNIT SUBSTITUTIONS

Model columns may be generated to represent the possible substitution of one support unit type for another in satisfaction of allocation rule and other requirements for it. Other requirements include the "optional unit" and "augmentation unit" concepts of the Battalion Slice model. Up to 100 such substitutions may be generated; one column is generated for each one. For each one the user must specify the DIM number of the unit that may be diverted from satisfaction of requirements for it, the DIM number of the unit to satisfaction of whose requirements the first unit may be diverted, and the rate of substitution. The rate is expressed as the equivalent number of the new unit type for one (1.0) of the diverted unit type.

The name of these columns is

[i,j,k,"S","B",l,m,n],

where ijk is the DIM number of the diverted unit, and lmn is the DIM number of the unit to whose requirements it is diverted.

The matrix structure for one sample substitution is shown in Fig. 17. In the figure, " Σ_{212} " represents allocation rule requirements for unit 212, and " Σ_{478} " represents allocation rule requirements for unit 478. The number of units of type 212 in the force must be equal to allocation rule requirements for unit 212 plus the number of units 212 that are diverted. The rate of substitution is .35. The number of units of type 478 in the force plus .35 times the number of units 212 that are diverted must be equal to allocation rule requirements for unit 478.

Substitution columns do not intersect any rows other than the allocation rule rows. Thus their solution values are not influenced directly by any objective function, but only indirectly.

This option is chosen by input datum SUBSW and following, discussed in detail in Chapter 3.

OBJECTIVE FUNCTIONS

There are several standard alternative objective functions in CONFORM models. In addition some model rows not usually thought of as objective functions may be so used in certain applications.

TFSTRN

TFSTRN is an objective function that is the total force strength, scaled in thousands of men. The coefficients of TFSTRN are all non-negative. TFSTRN is always generated.

TCSTRN

TCSTRN is a function that is the total combat strength, scaled in thousands of men. The coefficients of TCSTRN are all non-negative. TCSTRN is always generated.

TSSTRN

TSSTRN is a function that is the total support strength, scaled in thousands of men. The coefficients of TSSTRN are all non-negative. TSSTRN is always generated.

		S 2 1 2		S 4 7 8		2 1 2 S B 4 7 8	
S212	Σ_{212}	-1				+1	= 0
S478	Σ_{478}			-1		-.35	= 0

Fig. 17— Matrix Structure for Sample Support Unit Substitution

TFCOST

TFCOST is an objective function that is the total force cost. Currently costs are in millions of dollars when obtained from the FCIS, but the user-specified combining of budget categories into one cost type may also scale the costs into something other than millions of dollars. The coefficients of TFCOST are all non-negative. TFCOST is always generated.

TCCOST

TCCOST is a function that is the total combat cost. It is scaled exactly as TFCOST above. The coefficients to TCCOST are all non-negative. TCCOST is always generated.

TSCOST

TSCOST is a function that is the total support cost, scaled exactly as for TFCOST above. The coefficients of TSCOST are all non-negative. TSCOST is always generated.

TDEV

TDEV is an objective function that is the weighted sum of all combat and/or support unit deviations modeled. TDEV is only generated when combat unit shortfalls and/or combat unit longfalls and/or support unit requirements shortfalls and/or support unit requirements longfalls and/or support unit force shortfalls and/or support unit force longfalls are modeled. The weighting factor types are individually specified for each type of deviation. The weighting types may be strength (thousands of men), cost (millions of dollars), number of units, and for combat unit deviations only, each of the six possible combat effectiveness indices. The coefficients of TDEV are all non-negative. Minimizing TDEV is equivalent to minimizing the absolute value of unit deviations from requirements and/or target values.

Combat Unit Effectiveness Indices

Up to six combat unit effectiveness indices may be represented in a single model. One model row is generated for each. Both the name and type of each row is user-specified. When one of these rows is unconstraining (neither \leq , $=$, nor \geq RHS value), it may be used as an

objective function. The coefficients of all such rows are all non-positive. Thus minimizing (the standard sense of optimization in most MPSs) one of these functions actually maximizes the corresponding index.

Combat Units

One basic row is generated for each combat unit in the model. These rows frequently set the number of each combat unit in the force to their RHS value. However, the type of each row is individually specifiable by the user. When one of these rows is unconstraining (neither \leq , $=$, or \geq RHS value), it may be used as an objective function. The names of these rows are

["C",i,j,k],

where ijk is the DIM number of the unit.

Support Unit Aggregates

Up to 25 aggregates of support units may be represented in a model. These may correspond to function areas. For each one, two model rows are generated. One is the total strength (thousands of men) of the aggregate, and the other is the total cost (millions of dollars) of the aggregate. The names of these rows are user specified as

[a,b,"S","T","R"]

and

[a,b,"C","S","T"],

where ab is two characters input by the user. The type of each of the two rows for each aggregate is user specified. When one of these rows is unconstraining (neither \leq , $=$, nor \geq RHS value), it may be used as an objective function. The coefficients of these rows are all non-negative.

Support Unit Aggregate Deviations

The purpose of this section is to caution the user against the selection as objective functions of some unconstrained model rows. The rows described here are designed primarily for reporting purposes. If support unit aggregates are represented and support unit requirements shortfalls and/or longfalls are represented, two model rows are generated for each aggregate. One is the strength-weighted sum of shortfalls (negative coefficients) and longfalls (positive coefficients). The

other is the cost-weighted sum. These rows are always unconstraining and thus could be used as objective functions. Note however that they do not have all non-negative or all non-positive coefficients. Thus if one were to minimize one of these rows, he would not be minimizing the sum of the absolute deviations but would be minimizing the total longfall and maximizing the total shortfall of that aggregate. Likewise, maximizing one of these rows would be minimizing the total shortfall and maximizing the total longfall of that aggregate. The names of these rows are

[a,b,"S","T","R","R","D"]

and [a,b,"C","S","T","R","D"],

where ab are the same two characters input by the user for the basic aggregate row names mentioned above.

Likewise, if support unit aggregates are represented and support unit force shortfalls and/or longfalls are represented, two model rows are generated for each aggregate to represent the strength and cost force deviation of that aggregate. The names of these rows are

[a,b,"S","T","R","F","D"]

and [a,b,"C","S","T","F","D"].

To actually minimize the sum of the absolute deviations of one or a few aggregates, the user would have to structure a special objective function which is a subset of function TDEV. He may do this through a revised procedure of an MPS.

LP MARGINAL VALUES

The marginal values, pi-values, or dual activities of LP model rows reported as part of the solution of a CONFORM model express the rate of change of the objective function used in the solution, relative to changes in the RHS value of the row. In general, a RHS value cannot be changed arbitrarily without violating a condition of the LP problem. The marginal values are generally only valid when interpreted one at a time and over a certain range. The range of validity is frequently small. It can be determined by use of procedures included in most MPSs.

Some special properties of the marginal values have been verified for CONFORM "base case runs." In a base case run, changing the RHS

value of a combat or support unit changes the number of that unit and possibly many other units in the force. If the objective function is total force strength, the marginal values express the rate of change of the total force strength relative to a change in the number of one unit type (as the 1st-order effect). It is thus the marginal unit slice strength—the marginal strength of the unit plus its support tail. It has been verified that the range of validity of the marginal values of combat unit rows is essentially infinite. Also, the marginal values of combat units are mutually exclusive. Thus if the marginal value of every combat unit type were multiplied by the number of that unit in the force, and totaled, that total would be the total force strength due to allocation rules. Any "optional," "augmentation," or "deletion" support units, that is any RHS values of support unit allocation rule rows, are not accounted for, however.

If the objective function were total force cost, then the marginal values of the combat units would be the slice costs of units.

For support units, the marginal values still represent the unit's slice strength or cost, and have a wide range of validity, but they are not mutually exclusive. The marginal values of support units should only be interpreted as valid one at a time.

For all CONFORM models, marginal values present useful information about infeasible, feasible and optimal solutions. If a solution is optimal, the marginal values indicate the sensitivity of the objective function to changes in RHS values—changes in allocation rules, resource limits, target values, deviation limits, etc. If a solution is not feasible, the marginal values (relative to a special objective function) express the sensitivity of the infeasibility to changes in RHS values. Because the non-zero marginal values identify the rows in which changes directly influence infeasibility, the analyst is often able to localize model troubles quickly. He may find that one or more RHS values were not input or were input with the wrong sign(s).

In some CONFORM applications, the question may be whether or not a certain set of force-planning constraints and policies is feasible. In these cases, an infeasible solution may be an acceptable solution,

and not indicative of improper model formulation/generation. Also in these cases, the marginal values would be an indication of why the answer is "not feasible."

In general, marginal values are only compared to one another to see their relative values, rather than interpreting their absolute values.



Chapter 3

MODEL GENERATION

INTRODUCTION

Chapter 2 showed that the CONFORM modeling logic implies a large number of actual CONFORM LP models. The appropriate LP model for each CONFORM run is generated automatically by a computer program—CONGEN. CONGEN accepts input that defines a CONFORM LP problem and produces a complete LP problem file in a form acceptable by one of several commercially available computer programs for the solution of LP problems. CONGEN belongs to the class of computer programs usually called "LP Matrix Generators." CONGEN translates the defining input to a complete problem file much more quickly and accurately than is possible by any manual process. Of course, the development of CONGEN consumed more effort than would have been required to manually produce a single CONFORM model. However, the finished CONGEN permits rapid, accurate generation of different CONFORM LP models as needed; a single manually-produced model would have been obsolete before it was completed.

The principal data sources for CONGEN are the allocation rule coefficient data files, the troop list, and the cost data file of a Battalion Slice run to specify basic CONFORM model structure, and the selection of modeling options by the CONFORM user. The principal output of CONGEN is the thousands of card-images that define the LP model. Typical CONFORM problem files have comprised 12,000 to 16,000 card-images, 6000 of which are directly related to the Battalion Slice allocation rule coefficients.

This chapter in general treats CONGEN as a "black box," while discussing its inputs and outputs in detail. Detailed discussion of CONGEN itself is deferred to its program documentation in Appendixes B and C.

CONGEN EXECUTION

An LP model consists of many variables (columns), and equations or constraints (rows). Each must be identified uniquely. The exact position of any problem coefficient (matrix element) may be specified by the identifiers of the corresponding equation and variable. CONGEN generates only the equations and variables desired and supplies unique identifiers for all equations and variables generated. An equally important, but in many respects easier CONGEN role is the generation of appropriate numerical values of matrix elements. The currently available LP solution systems do not require zero-valued elements to be included within a problem file; accordingly, CONGEN, with a few exceptions, is limited to the non-null information defining a CONFORM LP model.

Frequently, not only one but several different CONFORM LP models may be generated to address a force planning problem. Only one model is generated at a time, and the one produced is as chosen by the user/analyst. The many modeling options place a greater burden on the user. The use of CONGEN requires the selection of one model from among several reasonable and permitted designs. However, the options provide the opportunity to address a wide variety of force planning problems with corresponding LP models.

The output of CONGEN is readable by an analyst and by commercial LP solution systems. An LP solution system for third generation computers is commonly identified as a Mathematical Programming System, or simply as MPS. CONGEN is operational at USAMSSA on its IBM 360/65 computer system and at RAC on its CDC 6400 computer system. At either installation CONGEN may generate matrices in a format of IBM's MPS/360 or CDC's OPTIMA solution system.

Although some MPSs accept randomly order matrix input files, most analysts prefer to read and check well-ordered files. Matrix generators that produce problem files by expansion or repetition of data through successive similar model submatrices or similar vectors (columns or rows) may provide appropriate column or row order without sorting. CONGEN generates matrices column-by-column; the output file is well

ordered exactly as produced. The column order (with all options exercised) is:

- (a) For each combat unit type.
 - (1) The unit variable.
 - (2) The unit shortfall variable.
 - (3) The unit longfall variable.
- (b) For each support unit type.
 - (1) The unit variable.
 - (2) The unit requirements shortfall variable.
 - (3) The unit requirements longfall variable.
 - (4) The unit force shortfall variable.
 - (5) The unit force longfall variable.
- (c) For A-matrix (by combat unit type) and B-matrix (by supported support unit type) coefficients.
 - (1) Allocation rule coefficient lower deviation variable.
 - (2) Allocation rule coefficient upper deviation variable.
- (d) For each unit mix.
 - (1) The mix variable.
 - (2) For mix entries.
 - (i) Upper tolerance variable.
 - (ii) Lower tolerance variable.
- (e) Support unit substitution variables.

There are three modes of input to CONGEN. First, the basic structural data defining allocation rules and unit identification numbers, titles, strengths and costs may be automatically read from the outputs (and inputs) of a Battalion Slice run, with the CONFORM user/analyst choosing other model options.

Second, the basic structural data used in a previous CONGEN run may be restored for the current run by reading a data file produced in that previous run, with the user/analyst choosing other options.

Third, all data may be hand-prepared by the user. This mode may be useful for addressing some problems by generating and solving small models—ones with only a few unit types. These unit types may be notional units representing aggregates of actual unit types.

The output of CONGEN is input to a MPS for solution; this solution step is the subject of Chapter 4. Optional reports may be automatically prepared from the LP solution by the CONFORM LP reporter, CONREP; this step is discussed in Chapter 5.

DATA REQUIREMENTS

For each LP model to be generated, CONGEN requires data to define in terms of combat force and support unit allocation rules the theater to be modeled, characteristics of units, upper and lower limits on various strength and cost subtotals, values of any tolerances to be employed, and the selection of other optional features. This data is read by CONGEN from magnetic tapes and/or disk files and cards produced by Battalion Slice, and cards punched by the CONGEN user and/or produced by a previous CONGEN run.

As previously stated, there are three input data modes: (1) basic structure specified by the output tapes of a Battalion Slice run, with CONGEN-user-specified tolerances and options; (2) basic structure specified by a binary data file produced on a previous CONGEN run, with user-specified tolerances and options; and (3) all user-prepared data.

Each of these input modes is separately discussed. They are compared in Fig. 18, a schematic diagram of the CONGEN input data process. All data is normally read from system input/card reader unless otherwise noted.

Input from Battalion Slice Model

In this section each input data item for CONGEN matrix generation based on Battalion Slice output is discussed in the order in which it is input to CONGEN. Where appropriate, data items are referred to by the names of the corresponding CONGEN variables and arrays. Where space permits, these names are repeated as card titles on the right hand side of actual data cards. Card titles are not read by CONGEN; they are only included to help document the data. Some sample data values are given, and a complete sample data set is listed in Appendix A.

PRESNAM. This datum is the name of the LP model to be generated. It may be from one to six characters, abiding by any specific naming

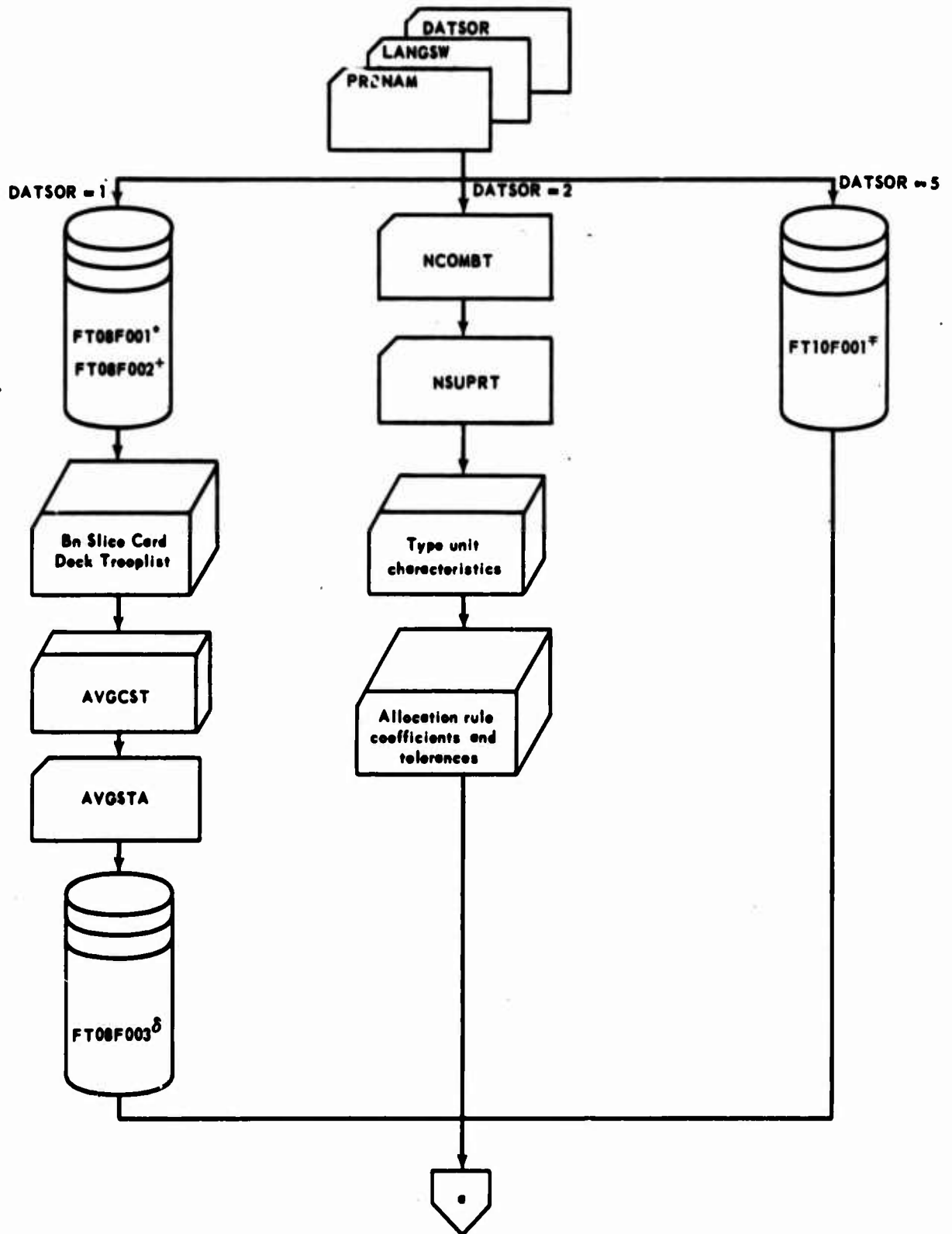


Fig. 18-CONGEN Input Data Structure

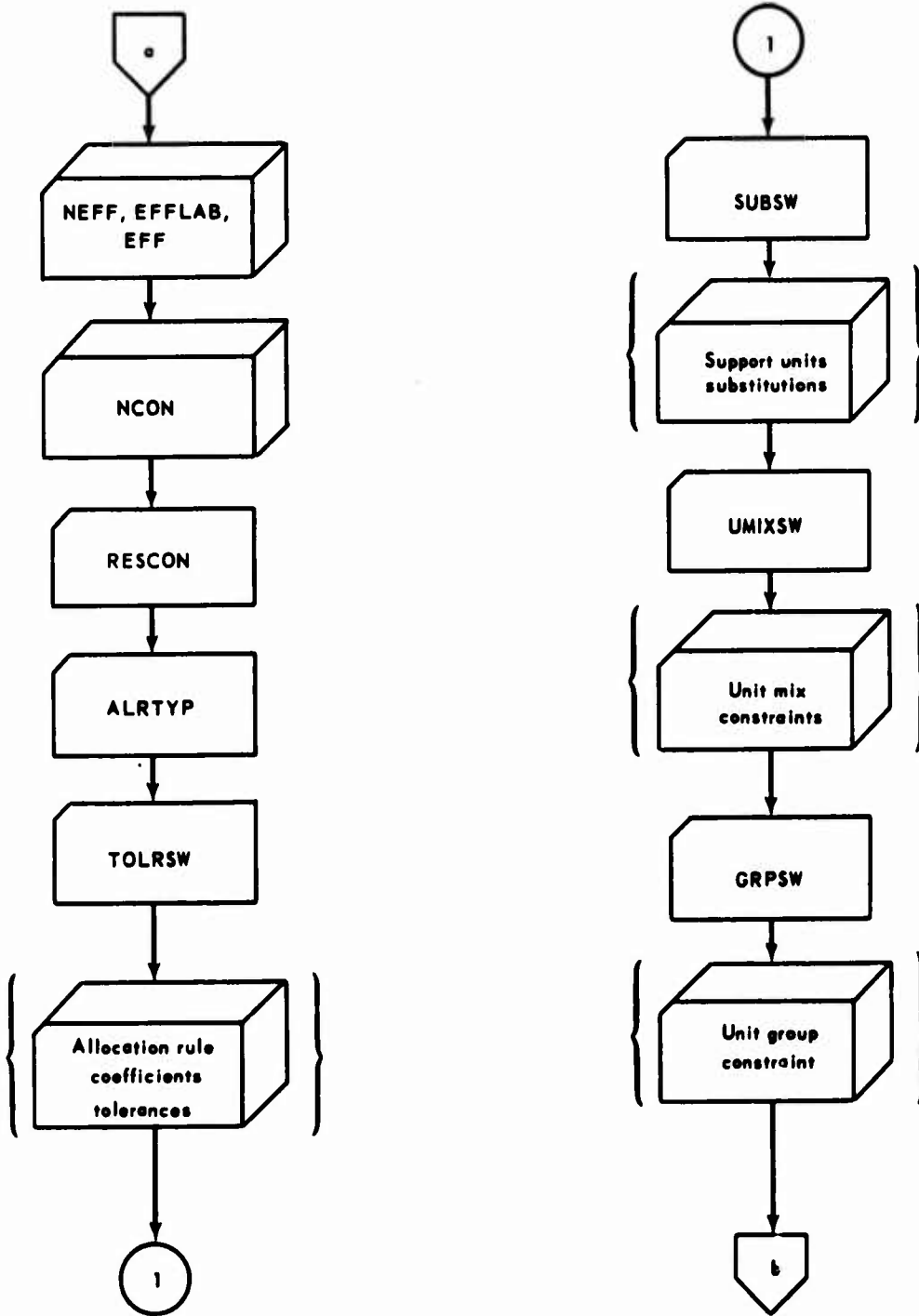
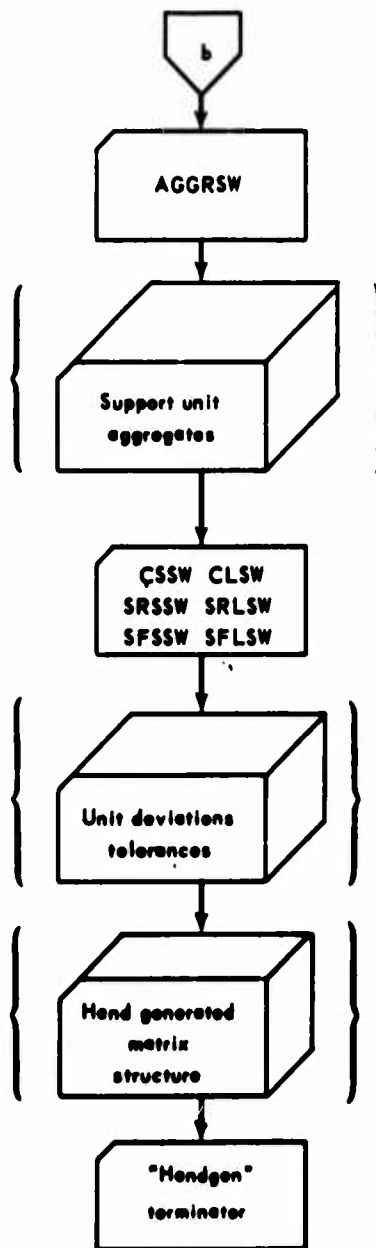


Fig. 18—CONGEN Input Data Structure (cont'd)



*FT08R001 is Bn Slice FT40F001.

†FT08F002 is Bn Slice FT75F001.

‡FT10F001 is from a previous CONGEN run.

§FT08F003 is Bn Slice FT85001.

Fig. 18-CONGEN Input Data Structure (cont'd)

conventions of the MPS in whose format the model is to be generated (see data item LANGSW). It is written on the "NAME" card (for MPS/360) or "FILE" card (for OPTIMA) at the beginning of the matrix row identification file (unit 7).

Input format:

A4,A2

one value, on one card, left-justified in columns 1-6,
always input.

A sample PRENAM card is shown in Fig. 19.

LANGSW. The value of LANGSW specifies the MPS in whose format the matrix is to be generated.

LANGSW = 1 ... IBM's MPS/360
2 ... CDC's OPTIMA.

Input format:

I2

one value, on one card, in column 2, always input.

A sample LANGSW data card is shown in Fig. 19.

DATSOR. The value of DATSOR specifies the source of the basic structural data, and thus which of the three input data modes is being used.

DATSOR = 1 ... basic structural data is read from Battalion Slice model output tapes and card deck
2 ... basic structural data is hand-prepared
5 ... basic structural data as specified for a previous CONFORM run is restored by reading a binary file, unit 10, of data produced by that run.

Of course, for this mode of input, DATSOR always = 1.

Input format:

I2

one value, on one card, in column 2, always input.

A sample DATSOR card is shown in Fig. 19.

Battalion Slice Model Outputs. Basic structural data is read from Battalion Slice model output (and input) tapes and solution card deck. CONGEN reads the A-matrix (and other data) tape (Battalion Slice unit

40 produced by APROG), a B-matrix tape produced specially for CONGEN (unit 75 produced by BPROG), the Battalion Slice extraction from the FCIS tape (unit 85), and the troop list card deck which is produced by DPROG. The three tape files are assumed by CONGEN to follow one another in that order on CONGEN unit 8. The troop list card deck immediately follows the DATSOR card. CONGEN ignores some blocks of data on the A-matrix tape and cost tape; and CONGEN execution is not impaired if there is no cost data for some units. The following data is obtained from the A-matrix tape:

- (a) NCOMBT. The number of combat unit types. NCOMBT must be ≤ 60 .
- (b) DTM(i), for $i = 1$ to NCOMBT. The Battalion Slice DTM identification numbers (less 900) of each of the NCOMBT combat unit types. CONGEN increments them by 900 before using them. Also the unit title is read and passed to CONREP.
- (c) Number of "parameterized" unit types and their DTM numbers. CONFORM model logic treats the Battalion Slice parameterized units as any other support unit.
- (d) NSUPRT. The number of support unit types. This number includes the number of unique parameterized units. NSUPRT must be ≤ 700 .
- (e) Requirements for support units by combat units. For each of the NSUPRT support unit types, its DTM number and the number of units of that type required by the number of each combat unit in the force is read. Also the unit title, and SRC and TPSN numbers are read and passed to CONREP. The order of appearance of these NSUPRT support unit types is the order in which they are modeled. Only requirements greater than zero are stored. They are stored in CONGEN array COEF(8000), starting in word one. CONGEN variable MANZ is a count of these positive coefficients and those read below for the "parameterized" units. It is the number of CONFORM A-matrix coefficients. These coefficients are later divided by the number of the appropriate combat unit type in the force for use in the CONFORM model on a per unit basis. "Parameterized" units are included here, but without specification of any coefficients.
- (f) Requirements for parameterized units by combat units. For each parameterized unit, the number of units of that type required by

the number of each combat unit type in the force is read. Only coefficients greater than zero are stored. The coefficients are counted as part of the NANZ CONFORM A-matrix coefficients and are also stored in CONGEN array COEF(8000). These coefficients are also later divided by the number of the appropriate combat unit type in the force.

From the B-matrix tape is read the requirements for support units by support units. Only coefficients greater than zero are stored, and they are already on a per-unit-basis. They are also stored in CONGEN array COEF(6500), starting in word NANZ + 1. NBNZ is a count of the number of these B-matrix coefficients.

The next data to be read from system input is the card deck troop list from the Battalion Slice run. The entire deck as produced by the Battalion Slice DPROG procedure, including the header card and "999" terminator card is included. From this data is read the strength of each unit and the number of each combat unit type in the run. These latter values are used to convert the A-matrix coefficients into a per-unit form. Sample troop list cards are listed in Fig. 20.

Next the Battalion Slice extraction from the FCIS is read. This tape contains one record per unit in the data bank. Each record contains the DTM number of the unit and 132 unit costs corresponding to 32 budget categories, the cost of some of which may vary by six peacetime stations. Table 1 shows the budget categories and peacetime stations currently used. Each CONFORM model has one cost function. It is a linear combination of the 32 budget categories and 6 peacetime stations. Thus such cost functions as "total initial," "total annual operating cost," "initial plus ten years operating cost," and "initial plus ten years operating cost discounted at 10 percent" may be represented, each with a particular assumed distribution of units at peacetime stations, such as "5/6 in CONUS and 1/6 in Europe." To specify the cost function, two data items which are prepared by the CONFORM user are read from system input before the cost data tape is read. They are:

- (a) AVGCST. A multiplier for each of the 32 budget categories.

Input format:

10E8.6

10 values per card (up to ten on the last card).

TESTING USAMSSA 8 DIVISION PRAM INPUT DECK

902	J	BN MECH IA DIV/SEP BDE	07045H02000	22231	889	22.000	22
905	0	BN TANK	17035H02J00	20725	573	56.000	56
906	0	SQDN CAV MECH/AR DIV	17105H00000	0400007	855	4.000	4
907	J	SQDN CAV AM/ABN/INF DIV	17095H11000	0500008	937	4.000	4
909	0	TRP CAV SEP IN/M/AR BDE	E 17107H00000	1300007	161	4.000	4
919	0	BN 155 SP MECH/ARMO DIV	V 06365HJ0000	0400014	584	21.000	21
920	J	BN 155 SP SEP M/AR BDE	06375HJ0000	1400014	614	6.000	6
924	0	BN CHAPARRAL-VULCAN	46325H00000	2014000	559	7.000	7
928	0	BN 155 SP (NON-DIV)	06455G70000	2186000	587	0.000	0
929	0	BN 8 INCH SP (NON-DIV)	06445G70000	21843	564	12.000	12
932	0	BN RANGE (NON-DIV)	06595F60000	21869	463	3.000	3
938	0	BN 8-IN (DIV)	06395H00000	0200018	529	10.000	10
943	0	ARMO CAV SQDN TRICAP	V 17135T10000	0000007	694	7.000	7
949	J	SQDN ATK HEL TRICAP	17285T20000	00000	820	2.000	2
951	0	CO ATK HEL	17111H02000	2079400	210	17.000	17
2	9	HQ 11 HHC THEATER ARMY	TDAP1WOARAA	36301	884	1.000	1
3	9	AR 11 HHT ARMO CAV REGT	17052H00000	26710	226	2.000	2
5	9	IN 11 HHC SEP LT INF BDE	77102H00000	1500000	256	1.000	1
6	9	HQ 11 HHC CORPS	52001G91000	3003500	256	1.000	1
8	9	AR 11 HHC ARMORED DIVISION	17004HJ0000	0200001	192	7.000	7
10	9	AR 11 HHC BDE ARMO DIV	17042H00000	0200006	116	21.000	21
16	9	IN 11 CO LONG RANGE PATROL	07157G80000	2226500	216	1.000	1
.							
.							
.							
968	9	DUMMY UNIT ≥1/21,600 DS ACFT			0	16.570	17
969	9	DUMMY UNIT ≥1/29,800 GS ACFT			0	9.601	10
970	9	DUMMY UNIT ≥1/29,800 GS ACFT			0	1.250	1
971	9	DUMMY UNIT FOR COMPZ FOL ≥10			0	.930	1
972	9	DUMMY UNIT - NO. OF AIRCRAFT			0	25.960	26
973	9	DUMMY UNIT -- EQUIVALENT COR			0	1.000	1
975	9	DUM M UNIT INTER SIZE THEAT			0	1.600	1
980	9	DUMMY UNIT ≥BASE UNIT-TERMIN			0	9.112	9
982	9	DUMMY UNIT ≥1/21,600 DS ACF			0	.776	1
984	9	KEY UNIT FOR CGO MOVEMENT -			0	2.946	3
985	9	KEY UNIT FOR CGO MOVEMENT -			0	14.586	15
986	9	DUMMY UNIT ≥1600 BEDS*			0	22.289	22
987	9	DUMMY UNIT CORPS POL			0	5.385	5
988	9	DUMMY UNIT ARMY POL			0	14.286	14
999							

Fig. 20—Sample Battalion Slice Card-Deck Troop List Data

(b) AVGSTA. A multiplier for each of the six peacetime stations. These fractions should usually sum to 1 (1.0).

Input format:

6E8.6

six values on one card.

Sample AVGCST and AVGSTA data cards are shown in Fig. 21.

The cost tape is then read, and a single unit cost factor as specified by AVGCST and AVGSTA is stored for use by CONGEN. It is permissible for the cost tape not to have data for some units modeled or to have data for units not modeled in a CONFORM run. Costs are dimensioned in dollars in the data file, but are scaled in millions of dollars by CONGEN.

NEFF, EFFLAB, EFF. Up to six indices of combat unit effectiveness may be represented in a CONFORM model. NEFF is the number to be represented. One row in the model is generated for each index represented. EFFLAB is a six-character name and the type of each row. EFF is the index value for each index modeled for each combat unit type modeled.

Input format:

NEFF and EFFLAB are input on one card under format
(I3,7X,6(A4,A2,2X,A1,1X)).

The first field is the value of NEFF. The next six fields are the name (A4,A2) and type (A1) of the model row for each index. The name can be any six characters consistent with the naming conventions of the MPS in whose language the model is to be generated (see input datum LANGSW).

The value of the row type indicator may be:

"+" ... total value of that combat index \leq RHS value.
blank ... total of index = RHS value.
"- " ... total of index \geq RHS value.
"F" ... total of index unconstrained by RHS value.

One additional card for each combat unit type modeled specified the actual index values on a per-unit-basis. If NEFF is zero, no additional cards should be input. The format of these cards is

(10X,6E10.6).

Sample NEFF, EFFLAB and EFF data cards are shown in Fig. 22. In the example, the DIM number of the unit has been included in the first three columns of each of the EFF data cards.

NCON. The values of NCON specify the type of the row for each combat unit type.

NCON(1) = "+" ... the number of units of combat unit type 1 \leq the RHS value of its row.
blank ... the number of units of combat unit type 1 = the RHS value of its row.
"-" ... the number of units of combat unit type 1 \geq the RHS value of its row.
"F" ... the number of units of combat unit type 1 unconstrained by the RHS value of its row.

Input format:

D(A1,9X)

COMBT values on NCOMBT/8 cards, always input.

Sample NCON data is shown in Fig. 23.

RESCON. The values of RESCON specify the types of the six resource constraints.

RESCON(1) = type of constraint on total force strength, row "TFSTRL".
RESCON(2) = type of constraint on total combat strength, row "TCSTRL".
RESCON(3) = type of constraint on total support strength, row "TSSTRL".
RESCON(4) = type of constraint on total force cost, row "TPCSTL".
RESCON(5) = type of constraint on total combat cost, row "TCCSTL".
RESCON(6) = type of constraint on total support cost, row "TSCSTL".
RESCON(1) = "+" ... resource 1 \leq RHS value
blank ... resource 1 = RHS value
"-" ... resource 1 \geq RHS value
"F" ... resource 1 unconstrained by RHS value.




Fig. 23—Sample NCON Data

Input format:

6(A1,9X)

six values on one card, always input.

Sample RESCON data is shown in Fig. 24.

ALRTYP. The value of ALRTYP specifies the type of all allocation rule rows.

ALRTYP = "+" ... all allocation rule rows \leq RHS value
blank ... all allocation rule rows = RHS value
"-" ... all allocation rule rows \geq RHS value
"F" ... all allocation rule rows unconstrained by
RHS value.

Input format:

A1

one value, on one card, always input.

A sample ALRTYP data card is shown in Fig. 24.

TOLRSW. TOLRSW is an integer variable used as a logical switch to specify whether or not tolerance on individual allocation rule coefficients may be allowed at all in a particular model.

TOLRSW = 1 ... lower and/or upper deviations from coefficients allowed; tolerances are specified below.
otherwise ... no coefficient tolerance is allowed; no attempt is made by CONGEN to read any tolerance specifications below.

Input format:

I2

one value, on one card, in column 2, always input.

Allocation Rule Coefficient Tolerance Specification. If allocation rule coefficient tolerance may be allowed at all (TOLRSW, above, = 1) this data segment specified any allowable deviations from the coefficient. This data segment must have a header card

card columns

1 - 7

COEFTOL

and a trailer card

																																													ALRTYP					
1	2	3	4	5	6	7	8	9	10	11	12	13	14	15	16	17	18	19	20	21	22	23	24	25	26	27	28	29	30	31	32	33	34	35	36	37	38	39	40	41	42	43	44	45						
0	0	0	0	0	0	0	0	0	0	0	0	0	0	0	0	0	0	0	0	0	0	0	0	0	0	0	0	0	0	0	0	0	0	0	0	0	0	0	0	0	0	0	0	0	0	0	0			
1	1	1	1	1	1	1	1	1	1	1	1	1	1	1	1	1	1	1	1	1	1	1	1	1	1	1	1	1	1	1	1	1	1	1	1	1	1	1	1	1	1	1	1	1	1	1	1	1	1	
2	2	2	2	2	2	2	2	2	2	2	2	2	2	2	2	2	2	2	2	2	2	2	2	2	2	2	2	2	2	2	2	2	2	2	2	2	2	2	2	2	2	2	2	2	2	2	2	2	2	
3	3	3	3	3	3	3	3	3	3	3	3	3	3	3	3	3	3	3	3	3	3	3	3	3	3	3	3	3	3	3	3	3	3	3	3	3	3	3	3	3	3	3	3	3	3	3	3	3	3	
4	4	4	4	4	4	4	4	4	4	4	4	4	4	4	4	4	4	4	4	4	4	4	4	4	4	4	4	4	4	4	4	4	4	4	4	4	4	4	4	4	4	4	4	4	4	4	4	4	4	
5	5	5	5	5	5	5	5	5	5	5	5	5	5	5	5	5	5	5	5	5	5	5	5	5	5	5	5	5	5	5	5	5	5	5	5	5	5	5	5	5	5	5	5	5	5	5	5	5	5	
6	6	6	6	6	6	6	6	6	6	6	6	6	6	6	6	6	6	6	6	6	6	6	6	6	6	6	6	6	6	6	6	6	6	6	6	6	6	6	6	6	6	6	6	6	6	6	6	6	6	
7	7	7	7	7	7	7	7	7	7	7	7	7	7	7	7	7	7	7	7	7	7	7	7	7	7	7	7	7	7	7	7	7	7	7	7	7	7	7	7	7	7	7	7	7	7	7	7	7	7	
8	8	8	8	8	8	8	8	8	8	8	8	8	8	8	8	8	8	8	8	8	8	8	8	8	8	8	8	8	8	8	8	8	8	8	8	8	8	8	8	8	8	8	8	8	8	8	8	8	8	8
9	9	9	9	9	9	9	9	9	9	9	9	9	9	9	9	9	9	9	9	9	9	9	9	9	9	9	9	9	9	9	9	9	9	9	9	9	9	9	9	9	9	9	9	9	9	9	9	9	9	9
1	2	3	4	5	6	7	8	9	10	11	12	13	14	15	16	17	18	19	20	21	22	23	24	25	26	27	28	29	30	31	32	33	34	35	36	37	38	39	40	41	42	43	44	45	46	47	48	49	50	
PRINTED IN U.S.A.																																																		

GENERAL PURPOSE, 8 FIELD
10M 5.200

																																													RESCON						
1	2	3	4	5	6	7	8	9	10	11	12	13	14	15	16	17	18	19	20	21	22	23	24	25	26	27	28	29	30	31	32	33	34	35	36	37	38	39	40	41	42	43	44	45							
0	0	0	0	0	0	0	0	0	0	0	0	0	0	0	0	0	0	0	0	0	0	0	0	0	0	0	0	0	0	0	0	0	0	0	0	0	0	0	0	0	0	0	0	0	0	0	0	0	0	0	
1	1	1	1	1	1	1	1	1	1	1	1	1	1	1	1	1	1	1	1	1	1	1	1	1	1	1	1	1	1	1	1	1	1	1	1	1	1	1	1	1	1	1	1	1	1	1	1	1	1	1	
2	2	2	2	2	2	2	2	2	2	2	2	2	2	2	2	2	2	2	2	2	2	2	2	2	2	2	2	2	2	2	2	2	2	2	2	2	2	2	2	2	2	2	2	2	2	2	2	2	2	2	
3	3	3	3	3	3	3	3	3	3	3	3	3	3	3	3	3	3	3	3	3	3	3	3	3	3	3	3	3	3	3	3	3	3	3	3	3	3	3	3	3	3	3	3	3	3	3	3	3	3	3	
4	4	4	4	4	4	4	4	4	4	4	4	4	4	4	4	4	4	4	4	4	4	4	4	4	4	4	4	4	4	4	4	4	4	4	4	4	4	4	4	4	4	4	4	4	4	4	4	4	4	4	
5	5	5	5	5	5	5	5	5	5	5	5	5	5	5	5	5	5	5	5	5	5	5	5	5	5	5	5	5	5	5	5	5	5	5	5	5	5	5	5	5	5	5	5	5	5	5	5	5	5	5	
6	6	6	6	6	6	6	6	6	6	6	6	6	6	6	6	6	6	6	6	6	6	6	6	6	6	6	6	6	6	6	6	6	6	6	6	6	6	6	6	6	6	6	6	6	6	6	6	6	6	6	
7	7	7	7	7	7	7	7	7	7	7	7	7	7	7	7	7	7	7	7	7	7	7	7	7	7	7	7	7	7	7	7	7	7	7	7	7	7	7	7	7	7	7	7	7	7	7	7	7	7	7	
8	8	8	8	8	8	8	8	8	8	8	8	8	8	8	8	8	8	8	8	8	8	8	8	8	8	8	8	8	8	8	8	8	8	8	8	8	8	8	8	8	8	8	8	8	8	8	8	8	8	8	8
9	9	9	9	9	9	9	9	9	9	9	9	9	9	9	9	9	9	9	9	9	9	9	9	9	9	9	9	9	9	9	9	9	9	9	9	9	9	9	9	9	9	9	9	9	9	9	9	9	9	9	9
1	2	3	4	5	6	7	8	9	10	11	12	13	14	15	16	17	18	19	20	21	22	23	24	25	26	27	28	29	30	31	32	33	34	35	36	37	38	39	40	41	42	43	44	45	46	47	48	49	50		
PRINTED IN U.S.A.																																																			

GENERAL PURPOSE, 8 FIELD
10M 5.200

Fig. 24—Sample RESCON and ALRTYP Data



card columns

1 - 8

ENDCFTOL.

Between these, one card is input for each coefficient for which tolerance is to be allowed. Each card identifies the coefficient on which tolerance is allowed by the DTM number of the supported and supporting unit types, and the maximum allowable upper and lower deviation from the coefficient in terms of decimal fractions. If tolerance is specified for a nonexistent coefficient, the tolerance is ignored, a diagnostic message is written and CONGEN execution (data input) continues. Sample coefficient tolerance data cards are shown in Fig. 25.

Input format:

(9X,I3,2X,I3,4X,5X,E12.6,E12.6)

four values (supported unit DTM number, supporting unit DTM number, maximum upper deviation, and maximum lower deviation) per card, not input if TOLRSW \neq 1.

SUBSW. SUBSW is an integer variable used as a logical switch to indicate to CONGEN whether or not substitutions of support unit types in satisfaction of allocation rules may be represented at all.

SUBSW = 1 ... support unit substitutions may be represented in the model; those allowed are specified below

otherwise ... no support unit substitutions may be represented; no attempt is made by CONGEN to read any substitution header, data or trailer cards below.

Input format:

I2

one value, on one card, in column 2, always input.

Allowable Support Unit Substitutions Specifications. If substitution of support unit type in satisfaction of allocation rules may be allowed at all (SUBSW, above, = 1), this data segment specifies any allowable substitutions in this model. This data segment must have a header card

card columns

1 - 8

UNITSUBS

and a trailer card

card columns

1 - 7

ENDSUBS.

Between these, one card is input for each allowable substitution. Each of these cards specifies the DTM number of the unit type which may be substituted, the DTM number of the unit type for which it may be substituted, and the rate at which it may be substituted. For example, DTM i may be substituted for DTM j at the rate of x DTM j equivalents for each DTM i substituted. Figure 26 shows sample support unit substitution input data cards.

Input format:

(9X,I3,2X,I3,14X,5X,E12.6)

three values (substituted unit DTM number, replaced unit DTM number, and rate of substitution) per card not input if SUBSW \neq 1.

UMIXSW. UMIKSW is an integer variable used as a logical switch to indicate to CONGEN whether or not constraints on the mix of units may be represented at all in a model.


UMIXSW = 1 ... unit mix constraints may be represented;
those mixes desired are specified below
otherwise ... no unit mix constraints are to be represented;
no attempt is made to read header,
data or trailer cards below.

Input format:

I2

one value, on one card, in column 2, always input.

Unit Mix Constraints Specifications. If any unit mix constraints may be represented at all (UMIXSW, above, = 1), this data segment specifies any desired in this model. This entire data segment must have a trailer card



ENDSUBS
 LT 510 512 3.3333
 512 510 0.3
 UNITSUSS




Fig. 26—Sample Support Unit Substitutions Data

card columns

1 - 8

ENDMIXES.

A header card

card columns

4-6

MIX

and a trailer card

card columns

1 - 6

ENDMIX

must be included for each unit mix constraint specified. One data card is input for each entry in each mix constraint. Each of these cards inputs the DIM number of the unit in the mix, its entry in the mix (such as "x" in "unit i is to unit j as x is to y"), and the maximum allowable upper and lower deviation from this entry in terms of decimal fractions of the entry. The ratio of more than two unit types may be controlled in any one constraint, and one unit type may appear in more than one constraint. Figure 27 shows some examples of unit mix constraint input data. The number of mix constraints plus the total number of mix entries must be ≤ 100 .

Input format:

(10X,I3,5X,E12.6,5X,E12.6,5X,E12.6)

four values (unit DIM number, mix entry, allowable upper deviation from entry, and allowable lower deviation from entry) per card, not input if UMIXSW $\neq 1$.

GRPSW. GRPSW is an integer variable used as a logical switch to indicate to CONGEN whether or not a constraint on the ratio of some measure(s) of two groups of units is to be included in a model.

GRPSW = 1 ... a constraint, specified in detail below, will be generated relating the sum of some measure, such as strength, of all combat units and of all support units.

2 ... a constraint, specified in detail below, will be generated relating the sum of some measure of one group of units and of another group of units.

otherwise ... no unit grouping constraint will be generated; no attempt will be made to read header, data or trailer cards below.

Input format:

I2

one value, on one card, in column 2, always input.

Unit Grouping Constraint Specification. If a unit grouping constraint is to be included in a model (GRPSW, above, = 1 or 2), this data segment specifies the constraint. In either of the two constraint modes, a header card

card columns

4 - 8

GROUP

and a trailer card

card columns

1 - 8

ENDGROUP

must be input.

For a Mode 1 unit grouping constraint, only two data cards need be input—one for all combat units and one for all support units. Each card inputs a positive or negative weighting factor and the code number of the attribute of the group of units (all combat or all support) that is to be constrained. The attribute may be selected by

<u>code number</u>	<u>attribute</u>
1	strength
2	cost
3	number of units
3 + i, for i = 1 to 6	combat unit effectiveness index i.

The weighting factor is applied to the specified attribute of all combat or support units. The constraint in this mode is structured as

$$v_1 \sum_{\substack{\text{all} \\ \text{combat} \\ \text{units}}} a_{1j} X_j + v_2 \sum_{\substack{\text{all} \\ \text{support} \\ \text{units}}} a_{2j} X_j \geq 0 ,$$

where the v_i are the weighting factors and the a_{ij} are the attributes (such as strength) of the units. Figure 28 shows an example of input data specifying a Mode 1 unit grouping constraint. That data specifies that total combat force strength is constrained to be ≥ 0.449 total support force strength.

For a Mode 2 constraint, the user defines the two groups of units, for which the ratio of the sum of the attributes is constrained. One data card must be input for each member of each group; no unit may be a member of both groups. The weighting factors and attribute selection are individually specified for each member of each group. Figure 29 is an example of input data defining a Mode 2 unit grouping constraint. This data specifies that the strength of all units 446,448 and 450 in the force is constrained to be ≥ 0.50 the strength of all units 274,275 and 276 in the force.

Input format:

(20X,I5,10X,E12.6,10X,I3)

the three fields are the unit DTM number (only required for Mode 2), the weighting factor, and the attribute selection number. Not input if GRPSW \neq 1 or 2.

AGGRSW. The value of AGGRSW indicates whether or not support unit aggregation rows may be represented in the model. These aggregates may correspond to functional areas. A strength and a cost row is generated for each aggregate; the row names and types are user-specified.

AGGRSW = 1 ... support unit aggregates, specified in detail below, may be generated.

otherwise ... no support unit aggregates will be generated.

Support Unit Aggregate Specifications. If support unit aggregates may be represented in the model (AGGRSW, above, = 1), this data defines the number and type of aggregates. Up to 25 aggregates may be represented. A single support unit type may appear in more than one

aggregate. A header card for each aggregate and a trailer card for the entire segment of data is required. The format of each header card is

card columns

1 - 9	21-22	36	38
AGGREGATE	label	strength row type	cost row type

where "label" is two (2) alphanumeric characters to be used in the strength and cost row names of the aggregate, and the row types may be

"+" ... total aggregate strength or cost \leq RHS values.
blank ... total aggregate strength or cost = RHS values.
"- " ... total aggregate strength or cost \geq RHS values.
"F" ... total aggregate strength or cost unconstrained by RHS values.

The aggregate is further defined by one data card for each support unit type to be included in the total. These cards immediately follow the corresponding header card. The format of each card is

card columns

31 - 33

DTM number (right justified).

Figure 30 shows sample support unit aggregate data cards.

CSSW, CLSW, SRSSW, SRLSW, SFSSW, SFLSW. The values of these variables indicate whether or not various types of unit deviations are to be allowed in the model

CSSW is the switch for combat unit shortfalls from RHS values.

CLSW is the switch for combat unit longfalls from RHS values.

SRSSW is the switch for support unit shortfalls from allocation rule requirements.

SRLSW is the switch for support unit longfalls from allocation rule requirements.

SFSSW is the switch for support unit shortfalls from RHS target values.

SFLSW is the switch for support unit longfalls from RHS target values.

- $\left\{ \begin{array}{l} \text{CSSW, CLSW,} \\ \text{SRSSW, SRLSW,} \\ \text{SFSSW, SFLSW} \end{array} \right\} = 1 \dots$ model variables representing the indicated type of deviations will be generated; the variables will be weighted by unit strength.
- 2 ... model deviation variables will be generated, weighted by unit cost.
- 3 ... model deviation variables will be generated, weighted by 1.0 (number of units).

$\left\{ \begin{array}{l} \text{CSSW} \\ \text{CLSW} \end{array} \right\} = 1 + 3, \text{ for } i = 1 \text{ to NEFF} \dots$ combat unit deviation variables will be generated, weighted by combat effectiveness index i .

$\left\{ \begin{array}{l} \text{CSSW, CLSW,} \\ \text{SRSSW, SRLSW,} \\ \text{SFSSW, SFLSW} \end{array} \right\} = \text{otherwise} \dots$ no unit deviation variables will be generated.

Input format:

6I2

six values on one card, always input.

Limits on the amount of deviation are defined below.

Unit Deviation Tolerances. If any of the unit deviation switches above were turned on, data must be included here to define on a unit-by-unit basis, limits on each type of deviation. First data is input for CSSW if turned on, then CLSW, then SRSSW, etc. A row type indicator and a real number must be input for each unit applicable to each switch. Thus, for CSSW and CLSW, a pair of values must be input for each combat unit type. For the other switches, values must be input for each support unit type. The model logic for representing unit deviations is discussed in detail in Chapter 2, but a few notes here may be useful.

Unit deviation variables are limited with respect to the corresponding unit solution variable. Thus, if one were representing support unit shortfalls from allocation rule requirements and wanted this deviation to be exactly 20 percent of requirements, then the solution

variable would be exactly 80 percent of requirements, and the deviation variable would be 25 percent ($\frac{.20}{.80}$) of the solution variable. In this case, the limiting row type would be specified as "=" (blank input value) and the value as 25 percent (input value of .25). If longfalls were being represented, and were wanted to be 10 percent of allocation rule requirements (or a RHS target value), then the solution variable would be 110 percent of requirements and the longfall variable would be 9.09 percent ($\frac{.10}{1.10}$) of the solution variable. Except for this difference between shortfalls and longfalls, the calculation of the value to be input is the same no matter the type of deviation or the type of the row. Table 2 lists values to be input for various deviation limits.

Table 2

INPUT VALUES FOR VARIOUS UNIT DEVIATION LIMITS
WHEN LIMIT IS EXPRESSED AS FRACTION OF
ALLOCATION RULE REQUIREMENTS OR RHS
TARGET VALUE

Limit	Input value	
	Shortfall (Limit/(1-Limit))	Longfall (Limit/(1+Limit))
.01	.0101	.0099
.05	.0526	.0476
.10	.1111	.0909
.15	.1765	.1304
.20	.2500	.1667
.25	.3333	.2000
.50	1.0000	.3333

For this model logic, "deviations \pm some % of requirements or target values" are represented by "=" rows. Data must be input for the units in the order in which they are modeled.

As for other data items, the row type indicator may be:

"+" ... \leq row
blank ... = row
"-" ... \geq row
"F" ... unconstrained row.

Input format:

10(A1,E7.5), data for one switch at a time, only input if corresponding switch is turned on.

Sample unit deviations data is shown in Fig. 31.

Hand-Prepared Matrix Structure. During CONGEN execution, any matrix structure that is hand-prepared by the user may be read from system input and included in the matrix at the end of the automatically generated matrix structure.

No matter what the level of generality of a specialized LP matrix generator, the need is foreseen for the inclusion from time to time of very special structures. The hand-generated matrix structure of "handgen" concept provides this additional model generality. The user may hand-generate some structure that is additional to that generable by CONGEN, or he may suppress the CONGEN generation of some structure and hand-generate his own version of it. During any future model logic development, this concept may provide the most efficient means to test new logic prior to inclusion in the matrix generator itself.

Matrix structure is read until a terminator card is encountered. The terminator card must always be present. Handgen may be input in the form of new row or column vectors. Random handgen input of the coefficients of new columns is not allowed. Additional coefficients for "old" rows and columns may be input here, but the column name will be duplicated in the list of column names output by CONGEN (unit 1). Handgen must be prepared in a format of the MPS in which the matrix is being generated as specified by input data variable LANGSW above. These formats are

MPS/360 (LANGSW = 1)

card column

1	5 - 12	15-22	25	26 - 36
row type indicator	column name	row name	algebraic sign of coefficient	absolute value of coefficient (decimal point in 30)

OPTIMA (LANGSW = 2)

card column

1	11 - 19	20 21 - 29	30 31	32 - 42
row type indicator	row name (decimal point in column 17)	column name (decimal point in column 27)	algebraic sign of coefficient	absolute value of coefficient (decimal point in 36)

The row type indicators are

blank ... = row
"+" ... ≤ row
"- " ... ≥ row
"F" ... type free, unconstrained row

The terminator card is simply a card blank in the row name field.

Fig. 32 is an example of a handgen input data set.

RHS, Bound, Range Data. RHS values of CONFORM model rows, upper and lower bounds on model columns, and upper and lower ranges on model row linear forms (MPS/360) or logical variables (OPTIMA) represent the values of many of the constraints of CONFORM LP models. Several alternative sets of these values may be included in a single model. The CONGEN operator must prepare any such data in the format of the MPS in which the matrix is being generated (see input datum LANGSW). These cards are input as a separate data set after CONGEN execution, and are concatenated with the row identification and matrix element files output by CONGEN to form the complete LP problem file for input to the MPS. This whole data set must have at least a terminator card:

"ENDATA" in columns 1-6 for MPS/360
or "ENDFILE" in columns 2-8 for OPTIMA.

RHS values. For MPS/360 any RHS values should be preceded by a card with "RHS in columns 1-3. The RHS values of CONFORM model rows represent:

(a) The number of each combat unit type in the force. One basic model row is generated for each combat unit type. The type of each row is user-specified (see input datum NCON). Frequently these rows are equalities, and one RHS value is input for each row to specify the number of that type of unit to be in the force. The four character names of these model rows are

["C",i,j,k],

where ijk is the DTM number of the combat unit. These RHS values should be non-negative.

(b) The number of "optional" support units and/or the amount of "augmentation" or "deletion" of support units. One basic model row is generated for each support unit type, including dummy units, whether or not there actually are any allocation rule requirements for it. The type of these rows is user specified (see input datum ALRTYP), but is usually "=" meaning exactly or "<" meaning at least as many units as specified by allocation rules. Negative RHS values of these rows introduce into the force that number of units in addition to any allocation rule requirements for it. The units support tail is automatically introduced also. Negative RHS values of these rows may thus be used to represent Battalion Slice "optional" or "augmentation" units. Positive RHS values of these rows delete that number of units from whatever was specified by allocation rules. Support tails are also deleted. The four-character names of these model rows are

["S",i,j,k],

where ijk is the unit's DTM number.

(c) Upper or lower limits or fixed values of total combat, support and force strength and cost. Six resource constraint rows are generated in each model on:

- (1) Total combat strength, row "TRSTRL".
- (2) Total support strength, row "TSSTRL".
- (3) Total force strength, row "TFSTRL".
- (4) Total combat cost, row "TCCSTL".
- (5) Total support cost, row "TSCSTL".
- (6) Total force cost, row "TFCSTL".

The type of each of these rows is user-specified (see input RESCON). Thus, RHS values of these rows may represent floors, ceilings or fixed values on the corresponding resource, or may be unconstraining. Since all coefficients in the rows are non-negative, these RHS values should be non-negative.

(d) Upper or lower limits or fixed values of any combat unit effectiveness indices. Up to six combat unit indices may be generated in a model. The number and name and type of each is user-specified (see input data NEFF, EFFLAB, EFF). Frequently these rows are only generated as unconstraining for use as alternative objective functions and/or to simply report their values. Since the standard sense of optimization in most MPSs is minimization, and one would most often want to maximize these functions, these functions are generated with all non-positive coefficients. Thus if any RHS values are used, they should be non-positive, and the actual row type should be the opposite of the conceptual one.

(e) Upper or lower limits or fixed values of the strength and cost of any support unit aggregates. Up to 25 aggregates of support units may be generated in a model. Two rows totaling the strength and cost are generated for each aggregate. The names and types are user-input (see input datum AGGRSW and following). All coefficients in these rows are non-negative, and thus any RHS values should be non-negative. The rows may be unconstraining, to be used as alternative objective functions or simply to report the totals. The row names are

[a,b,"S","T","R"] for strength

and [a,b,"C","S","T"] for cost,

where ab is a two-character identifier input for each aggregate.

(f) Target values for support units. If support unit force shortfalls and/or longfalls are represented (see input data SFSSW and SFLSW), a special row is generated for each support unit type, including dummy units. A non-negative RHS value of each of these rows represents a target or goal for the number of each support unit in the force. Frequently total deviations (short- and longfalls) from all such targets are to be minimized. The five-character names of these rows are

["S", i, j, k, "F"],

where ijk is the DTM number of the unit.

(g) Change RHSs. Frequently in advance of model generation and solution, the CONFORM analyst will know the type or types of post-optimal analyses he may wish to perform. If these include parameterization of one or several RHS values, he may specify in advance the change RHSs needed and include them in this data set instead of waiting until after model solution and using a MPS REVISE to set them up. Parameterization of RHS values may be described by

effective RHS = RHS + ϕ * (change RHS), where the value of ϕ is changed while maintaining primal and dual feasibility. Thus as an example, the change RHS specified in MPS/360 format as

CRHS C905 = 3.0

would allow the increasing of the number of combat unit 905 above that specified in an original model RHS in increments of 3.0 units for each increment of 1.0 in ϕ .

Bounds. Bounds data specify upper and lower bounds on the solution values of model columns. For MPS/360 this data must be preceded by a card with "BOUNDS" in columns 1-6. There is no standard requirement for bounds on CONFORM model variables. One way in which it might be used, however, is to specify that certain units (for example combat units) be held in a fixed ratio. In this case a single additional model column is generated to represent the mix or ratio of units. Bounds may then be placed on the level of this mix column. Another use of bounds is to limit the number of individual unit types in a force. This would be done by bounding columns "C_{i,j,k}" or "C_{i,k}". The use of bounds in this way should be in conjunction with the use of support unit requirements deviations, to insure feasibility.

Ranges. For MPS/360 range data specify upper and lower limits on row linear forms ($\sum_j a_{ij} x_j$). For OPTIMA this data defines limits on the row logical variable (lgl_i in $\sum_j a_{ij} x_j + lgl_i = RHS_i$). For MPS/360, this data must be preceded by a card with "RANGES" in columns 1-6. There is no standard requirement for ranges in CONFORM models, but it is conceivable that they may be useful in some application.

Matrix Coefficients. User-prepared matrix structure may be input in this data file instead of or in addition to the "handgen" data set of actual CONGEN execution. If it is, it should precede any RHS, bounds or ranges data. See Fig. 33 for sample data set inputs.

Input from Hand-Prepared Data

In this section, each input data item peculiar to CONGEN matrix generation based on hand-prepared basic structural data is discussed. As in the previous section, each input data item is presented in its order of input, but only those differing from the above description are discussed. Some sample data values are given.

PRBNAM. Same as discussed above.

LANGSW. Same as above.

DATSOR. Same as above, except that DATSOR always = 2 for this mode of input.

Hand-Prepared Basic Structural Data. In this mode, all basic model structural data is hand-prepared (is not the automated output of any known theater force model) and read by CONGEN from system input. There are three logical sections of data:

- (a) the number of combat and support unit types
- (b) unit characteristics
- (c) unit allocation rule coefficients and possible tolerances.

Data items of these three sections are discussed in their order of input.

NCOMBT. NCOMBT is an integer variable that is the number of combat unit types to be represented in a model. Figure 34 shows an example of a NCOMBT data card.

Input format:

15

one value, on one card, right justified in columns 1-5,
always input.

NSUPRT. NSUPRT is an integer variable that is the number of support unit types to be represented in a model. Figure 34 shows an example of an NSUPRT data card.




Fig. 33—Sample RMS, Grand, Range Data Set in MPS/360 Format



2										NSUPRT									
2										NCOMBT									
0000000000	0000000000	0000000000	0000000000	0000000000	0000000000	0000000000	0000000000	0000000000	0000000000	0000000000	0000000000	0000000000	0000000000	0000000000	0000000000	0000000000	0000000000	0000000000	0000000000
1111111111	1111111111	1111111111	1111111111	1111111111	1111111111	1111111111	1111111111	1111111111	1111111111	1111111111	1111111111	1111111111	1111111111	1111111111	1111111111	1111111111	1111111111	1111111111	1111111111
2222	2222	2222	2222	2222	2222	2222	2222	2222	2222	2222	2222	2222	2222	2222	2222	2222	2222	2222	2222
3333	3333	3333	3333	3333	3333	3333	3333	3333	3333	3333	3333	3333	3333	3333	3333	3333	3333	3333	3333
4444	4444	4444	4444	4444	4444	4444	4444	4444	4444	4444	4444	4444	4444	4444	4444	4444	4444	4444	4444
5555	5555	5555	5555	5555	5555	5555	5555	5555	5555	5555	5555	5555	5555	5555	5555	5555	5555	5555	5555
6666	6666	6666	6666	6666	6666	6666	6666	6666	6666	6666	6666	6666	6666	6666	6666	6666	6666	6666	6666
7777	7777	7777	7777	7777	7777	7777	7777	7777	7777	7777	7777	7777	7777	7777	7777	7777	7777	7777	7777
ONE	TWO	THREE	FOUR	FIVE	SIX	SEVEN	EIGHT												
0000000000	0000000000	0000000000	0000000000	0000000000	0000000000	0000000000	0000000000	0000000000	0000000000	0000000000	0000000000	0000000000	0000000000	0000000000	0000000000	0000000000	0000000000	0000000000	0000000000
0000000000	0000000000	0000000000	0000000000	0000000000	0000000000	0000000000	0000000000	0000000000	0000000000	0000000000	0000000000	0000000000	0000000000	0000000000	0000000000	0000000000	0000000000	0000000000	0000000000

Fig. 34—Sample NCOMBT, NSUPRT Data Cards

Input format:

I5

one value, on one card, right justified in columns 1-5,
always input.

Unit characteristics. One data card must be input for each of the NCOMBT + NSUPRT unit types modeled, specifying the unit's DTN (or other 3-digit identification) number, title, SRC number, strength, and cost. The order of appearance of these data cards is the order of the unit types in the model generated. The data for the NCOMBT combat unit types must appear first in this section of data. The structure of each data card is:

card column

2	-	4	7-34	37 - 47	50 - 54	57-67
3-digit unit identification number		unit title	unit SRC number	strength (integer, right justified)		cost

Figure 35 is an example of unit characteristics data cards.

Input format:

(I4,2X,7A4,2X,2A4,A3,2X,I5,2X,E11.6)

five values per card, NCOMBT + NSUPRT cards, always input.

Unit allocation rule coefficients and tolerances. This data segment specifies the allocation rule coefficients and any permissible deviations from them. This segment must have a header card

card columns

1 - 7

BECCOEF

and a trailer card

card columns

1 - 7

ENDCOEF.

One data card is input for each positive allocation rule coefficient.

The structure of each of these cards is:

12 SUPPORT UNIT TYPE 2 (SSI)										150	12.0																																																																				
11 SUPPORT UNIT TYPE 1 (ISI)										100	10.0																																																																				
2 COMBAT UNIT TYPE 2 (MECH)										924	22.0																																																																				
1 COMBAT UNIT TYPE 1 (INF)										849	15.0																																																																				
1	2	3	4	5	6	7	8	9	10	11	12	13	14	15	16	17	18	19	20	21	22	23	24	25	26	27	28	29	30	31	32	33	34	35	36	37	38	39	40	41	42	43	44	45	46	47	48	49	50	51	52	53	54	55	56	57	58	59	60	61	62	63	64	65	66	67	68	69	70	71	72	73	74	75	76	77	78	79	80
0	0	0	0	0	0	0	0	0	0	0	0	0	0	0	0	0	0	0	0	0	0	0	0	0	0	0	0	0	0	0	0	0	0	0	0	0	0	0	0	0	0	0	0	0	0	0	0	0	0	0	0	0	0	0	0	0	0	0	0	0	0	0	0	0	0	0	0	0	0										
1	1	1	1	1	1	1	1	1	1	1	1	1	1	1	1	1	1	1	1	1	1	1	1	1	1	1	1	1	1	1	1	1	1	1	1	1	1	1	1	1	1	1	1	1	1	1	1	1	1	1	1	1	1	1	1	1	1	1	1																				
2	2	2	2	2	2	2	2	2	2	2	2	2	2	2	2	2	2	2	2	2	2	2	2	2	2	2	2	2	2	2	2	2	2	2	2	2	2	2	2	2	2	2	2	2	2	2	2	2	2																														
3	3	3	3	3	3	3	3	3	3	3	3	3	3	3	3	3	3	3	3	3	3	3	3	3	3	3	3	3	3	3	3	3	3	3	3	3	3	3	3	3	3	3	3	3	3	3	3	3	3																														
4	4	4	4	4	4	4	4	4	4	4	4	4	4	4	4	4	4	4	4	4	4	4	4	4	4	4	4	4	4	4	4	4	4	4	4	4	4	4	4	4	4	4	4	4	4	4	4	4	4																														
5	5	5	5	5	5	5	5	5	5	5	5	5	5	5	5	5	5	5	5	5	5	5	5	5	5	5	5	5	5	5	5	5	5	5	5	5	5	5	5	5	5	5	5	5	5	5	5	5	5																														
6	6	6	6	6	6	6	6	6	6	6	6	6	6	6	6	6	6	6	6	6	6	6	6	6	6	6	6	6	6	6	6	6	6	6	6	6	6	6	6	6	6	6	6	6	6	6	6	6	6																														
ONE	TWO				THREE				FOUR				FIVE				SIX				SEVEN				EIGHT																																																						
7	7	7	7	7	7	7	7	7	7	7	7	7	7	7	7	7	7	7	7	7	7	7	7	7	7	7	7	7	7	7	7	7	7	7	7	7	7	7	7	7	7	7	7	7	7	7	7	7	7																														
8	8	8	8	8	8	8	8	8	8	8	8	8	8	8	8	8	8	8	8	8	8	8	8	8	8	8	8	8	8	8	8	8	8	8	8	8	8	8	8	8	8	8	8	8	8	8	8	8	8																														
9	9	9	9	9	9	9	9	9	9	9	9	9	9	9	9	9	9	9	9	9	9	9	9	9	9	9	9	9	9	9	9	9	9	9	9	9	9	9	9	9	9	9	9	9	9	9	9	9	9																														

PRINTED IN U.S.A.

Fig. 35—Sample Unit Characteristics Data



card column

10	-	12	15	-	17	20-31	37	-	48	56	-	65
supported unit identification number (right justified)			supporting unit identification number (right justified)			coef- ficient	absolute value of maximum allowable upper deviation (decimal fractions of coefficient)			absolute value of maximum allowable lower deviation		

Figure 36 is an example of allocation rule specification data cards.

Input format:

(9X,I3,2X,I3,2X,E12.6,5X,E12.6,5X,E12.6,5X,E12.6)

five values per card, always input.

NEFF, EFFLAB, EFF. Same as above.

NCON. Same as above.

RESCON. Same as above.

ALRTYP. Same as above.

TOLRSW. Same as above.

Allocation Rule Coefficient Tolerance Specification. No header, data, or trailer cards are read here since any tolerances were specified along with the coefficients on the allocation rule data cards above.

SUBSW. Same as above.

Allowable Support Unit Substitutions Specifications. Same as above.

UMLXSW. Same as above.

Unit Mix Constraints Specifications. Same as above.

GRPSW. Same as above.

Unit Grouping Constraint Specification. Same as above.

AGGRSW. Same as above.

Support Unit Aggregation Specification. Same as above.

CSSW, CLSW, SRSSW, SRLSW, SFSSW, SFLSW. Same as above.

Unit Deviations Tolerances. Same as above.

Hand-Generated Matrix Structure. Same as above.

RHS, BND, RNG Data. Same as above.

Restoration of Basic Structural Data Arrays

This section presents each input data item for CONGEN matrix generation based on restoration of basic structural data arrays from binary dumps of those arrays produced on a previous CONGEN run. On every CONGEN run, a binary file (unit 10) is written. This file consists of six logical records which are dumps of the values of certain CONGEN basic structural data variables and arrays. The records are:

- (a) NCOMBT, NSUPRT, NANZ, NBNZ
- (b) COEF(8000)
- (c) KJCOEF(8000)
- (d) DIM(760)
- (e) STRNTH(760)
- (f) COST(760)

This data file may be saved. When a subsequent model will have the same basic structural data this data may be quickly read, bypassing the Battalion Slice output tapes and card deck, or some of the hand-prepared input data.

PRBNAM. Same as above.

LANGSW. Same as above.

DATSOR. Same as above, except that must always = 5 for this mode of input.

Basic Structural Data. A binary file of six logical records (unit 10) defined above in terms of variable and array names, is read in its entirety.

NEFF, EFFLAB, EFF. Same as above.

NCON. Same as above.

RESCON. Same as above.

ALRTYP. Same as above.

TOLRSW. Same as above.

Allocation Rule Coefficient Tolerance Specification. Same as for input in Bn Slice mode (DATSOR = 1).

SUBSW. Same as above.

Allowable Support Unit Substitutions Specifications. Same as above.

UMIXSW. Same as above.

Unit Mix Constraints Specifications. Same as above.

GRPSW. Same as above.

Unit Grouping Constraint Specification. Same as above.

AGGRSW. Same as above.

Support Unit Aggregation Specifications. Same as above.

CSSW, CLSW, SRSSW, SRLSW, SFSSW, SFLSW. Same as above.

Unit Deviation Tolerance. Same as above.

Hard-Generated Matrix Structure. Same as above.

RHS, BND, PING data. Same as above.

CONGEN OUTPUT

The output of CONGEN consists of a one-page generation summary and data files defining the LP model, a possible solution, and information about it that is passed to the LP reporter, CONREP. The specific output is:

- (a) One page of generation summary statistics, printed directly on system output. Figure 37 is an example of this page.
- (b) A card-image file of model row names. The first card is the "NAME" (MPS/360) or "FILE" (OPTIMA) card. This is output on FORTRAN unit 7. Figures 38 and 39 are examples of this output.
- (c) A card-image file of model coefficients. For MPS/360 the first card is the "COLUMNS" card. This is output on FORTRAN unit 4. Figures 40 and 41 are examples of this output.
- (d) A card-image file of candidate LP basis vectors, both row and column, that may be used for advanced starts to model solution. This is output on FORTRAN unit 3. Figure 42 is an example of this output.
- (e) A card-image file of unit DIM numbers, titles, SRC numbers, and TPSNs which is passed to CONREP for use in the reports. This is output on FORTRAN unit 2.
- (f) A binary file of data to be passed to CONREP. This is output on FORTRAN unit 11.
- (g) A binary file of data that may be used on a subsequent CONGEN run to bypass the processing of Battalion Slice data. This is output on FORTRAN unit 10.

CONFORM		
LP MATRIX GENERATION SUMMARY		
	36 COMBAT UNIT TYPES	
	554 SUPPORT UNIT TYPES	
TOTAL ROWS GENERATED	646	ROWID IS FORTRAN LOGICAL UNIT 7
TOTAL STRUCTURAL COLUMNS GENERATED	588	COLID IS UNIT 1
TOTAL NON-NULL MATRIX COEFFICIENTS	12803	MATRIX ELEMENT FILE IS UNIT 4
TOTAL CANDIDATE BASIS VECTORS	646	ADVANCED START BASIS IS UNIT 3
NOTE--EXCEPT FOR NUMBER OF COMBAT AND SUPPORT UNIT TYPES MODELED, SUMMARY STATISTICS INCLUDE ANY HAND-DETERMINED MODEL (MATRIX) STRUCTURE INPUT TO THE CONFORM MATRIX GENERATOR.		

Fig. 37—Sample Generation Summary Statistics Page of CONGEN Output

NAME	BASE
ROWS	
N TFSTRN	
N TCSTRN	
N TSSTRN	
N TFCOST	
N TCCOST	
N TSCOST	
N TDEV	
N TATIFP	
N TAPIFP	
N TIFP	
N TMOBSH	
N TINTEL	
N TCCC	
E C902	
E S002	
E SJ06	
E S008	
E S010	
E S025	
E S032	
E S051	
E S106	
E S112	
E S113	
E S130	
E S145	
E S165	
E S167	
E S168	
E S175	
E S182	
E S186	
E S190	
E S192	
E S194	
E S270	
	.
	.
	.

Fig. 38—Example of Row Identification Section—Unit 7—of CONGEN Output in MPS/360 Format

FTLF	BASE	
LGL	TFSTRN.	(F)
LGL	TCSTRN.	(F)
LGL	TSSTRN.	(F)
LGL	TECOST.	(F)
LGL	TCCOST.	(F)
LGL	TSCOST.	(F)
LGL	TATIFP.	(F)
LGL	TADIFP.	(F)
LGL	TIFP .	(F)
LGL	TMORSH.	(F)
LGL	TINTEL.	(F)
LGL	TCCC .	(F)
LGL	C901 .	(7)
LGL	S002 .	(P)
LGL	S004 .	(P)
LGL	S006 .	(P)
LGL	S012 .	(P)
LGL	S014 .	(P)
LGL	S015 .	(P)
LGL	S032 .	(P)
LGL	S051 .	(P)
LGL	S107 .	(P)
LGL	S110 .	(P)
LGL	S113 .	(P)
LGL	S128 .	(P)
LGL	S137 .	(P)
LGL	S145 .	(P)
LGL	S165 .	(P)
LGL	S168 .	(P)
LGL	S176 .	(P)
LGL	S178 .	(P)
LGL	S185 .	(P)
LGL	S190 .	(P)
LGL	S192 .	(P)
LGL	S194 .	(P)
LGL	S270 .	(P)
LGL	S271 .	(P)

Fig. 39—Example of Row Identification Section—Unit 7—of CONGEN Output in OPTIMA Format

COLUMNS

C902	TFSTRN	+	.889000
C902	TCSTRN	+	.889000
C902	TFCOST	+	8.730004
C902	TCCOST	+	8.730004
C902	TATIFP	-	4.600000
C902	TAPIFP	-	15.100000
C902	TIFP	-	19.700000
C902	TM08SH	-	2.000000
C902	TINTEL	-	1.100000
C902	TCCC	-	1.400000
C902	C902	+	1.000000
C902	S002	+	.005464
C902	S006	+	.008317
C902	S008	+	.056543
C902	S010	+	.202479
C902	S025	+	.103414
C902	S032	+	.005464
C902	S051	+	.056543
C902	S106	+	.072727
C902	S112	+	.050612
C902	S113	+	.005464
C902	S130	+	.050612
C902	S145	+	.103414
C902	S165	+	.056543
C902	S167	+	.056543
C902	S168	+	.103414
C902	S175	+	.091809
C902	S182	+	.034499
C902	S186	+	.042445
C902	S190	+	.056543
C902	S192	+	.042832
C902	S194	+	.056543
C902	S270	+	.329126
C902	S276	+	.062663
C902	S278	+	.703578
C902	S290	+	.651220
C902	S293	+	.080808
C902	S296	+	.051486
C902	S300	+	.003019
C902	S420	+	.056543
C902	S432	+	.056543

·
·
·

Fig. 40—Example of Matrix Coefficients Section—Unit 4— of CONGEN Output in MPS/360 Format

AIJ	S733	.	,0919	.	=+	.001964
ATJ	S906	.	,0919	.	=+	.007187
ATJ	S594	.	,0919	.	=+	.047899
AIJ	S902	.	,0919	.	=+	.001597
ATJ	S986	.	,0919	.	=+	.024472
ATJ	S004	.	,0919	.	=+	.001431
ATJ	S420	.	,0919	.	=+	.048659
AIJ	S518	.	,0919	.	=+	.048659
ATJ	S997	.	,0919	.	=+	.011420
AIJ	S192	.	,0919	.	=+	.061150
AIJ	S988	.	,0919	.	=+	.017365
ATJ	TFSTRL	.	,0919	.	=+	.583000
AIJ	TCSTPL	.	,0919	.	=+	.583000
ATJ	TECSTL	.	,0919	.	=+	5.840558
ATJ	TCOSTL	.	,0919	.	=+	5.840558
ATJ	TFSTPN	.	,0920	.	=+	.613000
ATJ	TCSTPN	.	,0920	.	=+	.613000
ATJ	TECOST	.	,0920	.	=+	6.117661
AIJ	TCOST	.	,0920	.	=+	6.117661
ATJ	TATIFD	.	,0920	.	=-	.200000
AIJ	TATIFD	.	,0920	.	=-	15.700000
AIJ	TIFD	.	,0920	.	=-	15.900000
AIJ	TMORSH	.	,0920	.	=-	1.300000
AIJ	TINTEL	.	,0920	.	=-	.400000
ATJ	TC00	.	,0920	.	=-	.500000
ATJ	C920	.	,0920	.	=+	1.000000
AIJ	S294	.	,0920	.	=+	.005452
AIJ	S009	.	,0920	.	=+	.026099
ATJ	S145	.	,0920	.	=+	.117772
AIJ	S630	.	,0920	.	=+	.117772
ATJ	S175	.	,0920	.	=+	.089002
AIJ	S672	.	,0920	.	=+	.008039
ATJ	S113	.	,0920	.	=+	.008039
ATJ	S025	.	,0920	.	=+	.091687
AIJ	S290	.	,0920	.	=+	.021860
AIJ	S106	.	,0920	.	=+	.128342
AIJ	S300	.	,0920	.	=+	.003003
ATJ	S168	.	,0920	.	=+	.117772
ATJ	S270	.	,0920	.	=+	.095055
ATJ	S460	.	,0920	.	=+	.038149
ATJ	S962	.	,0920	.	=+	.056490
ATJ	S964	.	,0920	.	=+	.040867

Fig. 41—Example of Matrix Coefficients Section—Unit 4—of CONGEN Output in OPTIMA Format

NAME	TAPES
XL C902	C902
XL C903	S002
XL C906	S006
XL C907	S008
XL C909	S010
XL C919	S025
XL C920	S032
XL C924	S051
XL C928	S106
XL C929	S112
XL C932	S113
XL C938	S130
XL C943	S145
XL C949	S165
XL C951	S167
XL S002	S168
XL S002RS	S175
XL S003	S182
XL S003RS	S186
XL S004	S190
XL S004RS	S192
XL S005	S194
XL S005RS	S270
XL S006	S276
XL S006RS	S278
XL S007	S290
XL S007RS	S293
XL S008	S296
XL S008RS	S300
XL S009	S420
XL S009RS	S432
XL S010	S510
XL S010RS	S520
XL S011	S532
XL S011RS	S534
XL S012	S548
XL S012RS	S630
XL S013	S672

Fig. 42—Example of Advanced Start Basis—Unit 3—of CONGEN Output in MPS/360 Format

(h) A card-image file of model column names. This has proved useful in some solution strategies using OPTIMA, but most likely is useless when using MPS/360. This is output on FORTRAN unit 1.

Normally after CONGEN execution, to produce a complete LP model for input to the MPS for solution, the row identification file (unit 7) the matrix element file (unit 4), and the user prepared RHS, bounds and ranges data are concatenated to form a single data file.

Chapter 4
MODEL SOLUTION

The output of the CONFORM automated LP matrix generator, CONGEN, is essentially a complete statement of the model in card-image format. The model is input to a commercially available mathematical programming system (MPS) for solution, and that solution is input to the CONFORM IP reporter to produce English-language reports for use by the force planner. The MPS, available at USAMSSA, is IBM's MPS/360. The MPS at RAC is CDC's OPTIMA. CONGEN can generate a model in the format of either MPS/360 or OPTIMA.

Through the use of the control statements of the MPS, the CONFORM analyst converts the card-image model to an internal form (more efficient for computation), selects an objective function and a RHS vector from alternative ones in the model, may input a starting point for solution, applies a solution algorithm, and produces reports in the format of the MPS. Figure 43 is a listing of a sample sequence of MPS/360 control statements used to solve a CONFORM model.

ADVANCED STARTS TO MODEL SOLUTION

Insight to the logical and mathematical formulation of an LP model may be exploited to achieve improved solution efficiency. The analyst would like to reduce the time and number of iterations leading to a solution. Whatever the starting procedure, it too must consume time and effort; the practical criterion of course is the total expended in preliminary and solution procedures. Strategies for advanced starts to LP problems center on the selection of a subset of a problem's vectors. A set of linearly-independent vectors that span the space of a problem is called a basis. The conventional process of LP solution

CONTROL PROGRAM COMPILER - MPS/360 V2-M10

```

0001          PROGRAM('ND')
0002          INITIALZ
0065          MVADR(XDOFREQ1,SAV)
0066          XFREQ1=50
0067          XFREE=49152
0068          MVADR(XDOMFS,OUT)
0069          MOVE(XDATA,'USERT3')
0070          MOVE(XPBNAME,'TESTFOUR')
0071          MOVE(XOLDNAME,'TESTFOUR')
0072          MOVE(XOBJ,'TDEV')
0073          MOVE(XRHS,'RHS')
0074          MVADR(XMAJERR,CON)
0075          CONVERT('SUMMARY')
0076          CON          SETUP
0077          MVADR(XMAJERR,CON2)
0078          MOVE(XDATA,'TAPE3')
0079          INSERT('FILE','TAPE3')
0080          PRIMAL
0081          OUT          SAVE('NAME','TSTFUR')
0082          SOLUTION
0083          ASSIGN('CODE','FTGTFC01','COMM')
0084          PREPOUT('CODE')
0085          SOLUTION('FILE','CODE')
0086          FREECORE
0087          CONFIL(8)
INVALID FUNCTION NAME.
0088          EXIT
0089          SAV          SAVE('NAME','TSTFUR')
0090          CONTINUE
0091          CON2         STATUS
0092          EXIT
0093          PEND

```

Fig. 43—Sample MPS/360 Control Sequence



proceeds from an initial basis through as many bases as necessary to discover first a feasible and then an optimal one. The challenge to the analyst is to pick either an initial basis that is "better" than the MPS's own choice or to limit (at least temporarily) the MPS's choice of bases so that the likelihood of early discovery of a "good" basis is increased.

Experimentation was conducted on CONFORM models to determine general rules for selection of a superior starting basis. The rules were kept uncomplicated and fairly general for easy incorporation into CONGEN. Rules were discovered, and CONGEN outputs a candidate LP bases vector list (CONGEN unit 3).

The experiments resulted in a generalized definition of a vector class which cut total solution time—number of iterations of a primal algorithm—to zero for a CONFORM "base case" or "calibration" run, and by about 2/3 relative to starting points automatically chosen by the MPS for more complex models. However, for a complex model similar to one already solved, it is likely better to use the optimal basis to the former problem as the initial bases of the new one than to start from the CONGEN vector list. Unfortunately, the break even point at which sufficient problem similarity ends and too much newness begins is not predictable.

The general rules for selection of vectors (if generated) for inclusion in the starting list is:

(a) For rows (logical vectors) add:

(1) All alternative objective functions and unconstrained rows not usually thought of as objective functions.

(2) All strength, cost and effectiveness limits rows.

(3) The "unit group constraint row."

(b) For columns (structural vectors) add:

(1) The basic column for each combat and support unit type.

(2) The combat unit shortfall and longfall columns.

(3) The support unit requirements shortfall and longfalls columns.

(4) The support unit force shortfall and longfall column vector.

(5) The allocation rule coefficient lower deviation columns.

(6) The unit mix columns.

These rules define a vector class that is generally equal in size to the number of model rows—"m". When CONGEN is outputting the matrix in MPS/360 format, it never produces a list greater than "m", and it associates a row name not in the list with every column name in the list for use by MPS/360's INSERT. For use with OPTIMA, the list is input to the MAPIN procedure.

OUTPUT FOR CONREP

Figures 44 and 45 are examples from MPS/360's "SOLUTION" report procedure. Figures 46 and 47 are examples from OPTIMA's "RECORD" procedure. The output produced by OPTIMA's "RECORD" is readable directly by the analyst or CONREP. However, CONREP cannot read directly the output of MPS/360's "SOLUTION". To produce output from MPS/360 that is readable by CONREP, a small CONFORM program, CONFIL, has been written that is called into execution from within MPS/360, reading the output of "SOLUTION" and writing a file of row and column solution values that can be read by CONREP. The CONFIL program is documented in Appendix D.

SECTION 1 - ROWS

NUMBER	ROW	AT	ACTIVITY	SLACK	ACTIVITY	LOWER	LIMIT	UPPER	LIMIT	DUAL	ACTIVITY
1	TFSTRN	BS	902.68552		902.68552-	NONE		NONE		1.00000	
2	TCSTRN	BS	251.18000		251.18000-	NONE		NONE			
3	TSSTRN	BS	651.50552		651.50552-	NONE		NONE			
4	TCOST	BS	9352.78535		9352.78535-	NONE		NONE			
5	TCCOST	BS	2886.59849		2886.59849-	NONE		NONE			
6	TSCOST	BS	6466.18686		6466.18686-	NONE		NONE			
7	TATIFP	BS	1705.79956		1705.79956	NONE		NONE			
8	TAPIFP	BS	3821.55962		3821.55962	NONE		NONE			
9	TIFP	BS	5527.09945		5527.09945	NONE		NONE			
10	TMOBSH	BS	489.19985		489.19985	NONE		NONE			
11	TINTEL	BS	593.09985		593.09985	NONE		NONE			
12	TCCC	BS	397.69992		397.69992	NONE		NONE			
13	C901	EQ	24.00000		24.00000	NONE	24.00000	NONE			3.28486-
14	S002	UL				NONE		NONE			21.05625
15	S004	UL				NONE		NONE			25.21467
16	S006	UL				NONE		NONE			13.80746
17	S012	UL				NONE		NONE			4.00485
18	S014	UL				NONE		NONE			1.52929
19	S032	UL				NONE		NONE			.21242
20	S051	UL				NONE		NONE			.29956
21	S110	UL				NONE		NONE			.29864
22	S113	UL				NONE		NONE			.27775
23	S128	UL				NONE		NONE			.49112
24	S137	UL				NONE		NONE			.07305
25	S165	UL				NONE		NONE			.00254
26	S176	UL				NONE		NONE			1.32848
27	S178	UL				NONE		NONE			1.19954
28	S190	UL				NONE		NONE			.34086
29	S192	UL				NONE		NONE			.41061
30	S194	UL				NONE		NONE			.50091
31	S270	UL				NONE		NONE			1.40403
32	S276	UL				NONE		NONE			.36803
33	S278	UL				NONE		NONE			.18774
34	S290	UL				NONE		NONE			1.47580
35	S294	UL				NONE		NONE			.39557
36	S298	UL				NONE		NONE			.99042
37	S300	UL				NONE		NONE			.31428
38	S420	UL				NONE		NONE			.45834
39	S432	UL				NONE		NONE			.15911
40	S518	UL				NONE		NONE			.36619
41	S520	UL				NONE		NONE			.42307
42	S534	UL				NONE		NONE			.10880
43	S548	UL				NONE		NONE			.22032
44	S630	UL				NONE		NONE			.13913
45	S672	UL				NONE		NONE			1.67443
46	S676	UL				NONE		NONE			.78259
47	S960	UL				NONE		NONE			.57896
48	S963	UL				NONE		NONE			
49	S966	UL				NONE		NONE			5.29904

Fig. 44—Sample Page from the Rows Section of MPS/360's SOLUTION

EXECUTOR. MPS/360 V2-M10

SECTION 2 - COLUMNS

NUMBER	COLUMN	AT	ACTIVITY...	INPUT COST..	LOWER LIMIT.	UPPER LIMIT.	REDUCED COST.
660	C901	BS	24.00000	.81800		NONE	
661	C902	BS	64.00000	.88900		NONE	
662	C903	BS	9.00000	.78700		NONE	
663	C904	BS	9.00000	.76800		NONE	
664	C905	BS	54.00000	.57300		NONE	
665	C906	BS	9.00000	.85500		NONE	
666	C907	BS	2.00000	.93700		NONE	
667	C908	BS	1.00000	.33500		NONE	
668	C909	BS	6.00000	.16100		NONE	
669	C912	BS	15.00000	.95100		NONE	
670	C913	BS	5.00000	.18200		NONE	
671	C914	BS	9.00000	.51200		NONE	
672	C915	BS	3.00000	.40000		NONE	
673	C917	BS	3.00000	.45700		NONE	
674	C919	BS	27.00000	.58400		NONE	
675	C920	BS	6.00000	.61400		NONE	
676	C921	BS	3.00000	.64000		NONE	
677	C922	BS	12.00000	.26400		NONE	
678	C923	BS	1.00000	.48000		NONE	
679	C924	BS	12.00000	.55900		NONE	
680	C927	BS	7.00000	.56300		NONE	
681	C928	BS	20.00000	.50700		NONE	
682	C929	BS	27.00000	.56400		NONE	
683	C930	BS	5.00000	.55100		NONE	
684	C932	BS	6.00000	.46300		NONE	
685	C936	BS	6.00000	.74900		NONE	
686	C938	BS	9.00000	.52900		NONE	
687	C939	BS	4.00000	.64400		NONE	
688	C940	BS	4.00000	.96600		NONE	
689	C941	BS	1.00000	.70000		NONE	
690	C942	BS	1.00000	.51000		NONE	
691	C943	BS	1.00000	.69400		NONE	
692	C944	BS	2.00000	.52600		NONE	
693	C945	BS	1.00000	.80500		NONE	
694	C946	BS	2.00000	.69900		NONE	
695	C947	BS	1.00000	.69600		NONE	
696	C948	BS	1.00000	.61100		NONE	
697	C949	BS	1.00000	.82000		NONE	
698	C951	BS	13.00000	.21000		NONE	
699	C952	BS	1.00000	.56800		NONE	
700	C953	BS	3.00000	.99900		NONE	
701	C954	BS	1.00000	.44500		NONE	
702	S002	BS	1.00018	.88400		NONE	
703	S003	BS	4.99999	.22600		NONE	
704	S004	BS	1.00006	.69900		NONE	
705	S005	BS				NONE	
706	S006	BS	3.99996	.25600		NONE	
707	S007	BS	1.00000	.18900		NONE	
708	S008	BS	3.99997	.19200		NONE	



Fig. 45—Sample Page from the Columns Section of MPS/360's SOLUTION

PROBLEM CONDITION GLOBAL OPTIMUM SOLUTION

ITERATION NUMBR

TMEAS= 0.

ROW	KJ	TYPE	POW NAME	LOGICAL INDIC.	L-VALUE	PI	COMPOSITE RMS
1	F	TFSTRM.		BASIC	-1332.1514697	1.00010000	0.
2	F	TCSTW.		BASIC	-407.3870000	0.	0.
3	F	TSSTW.		BASIC	-924.7644697	0.	0.
4	F	TCNST.		BASIC	-12900.67680913	0.	0.
5	F	TCCOST.		BASIC	-4205.55544520	0.	0.
6	F	TSCNST.		BASIC	-8775.02136413	0.	0.
7	F	TAIFP.		BASIC	2946.60000000	0.	0.
8	F	TAIFP.		BASIC	6158.70000000	0.	0.
9	F	TIFP.		BASIC	9165.30000000	0.	0.
10	F	TW954.		BASIC	833.80000000	0.	0.
11	F	TYMEL.		BASIC	902.90000000	0.	0.
12	F	TCC		BASIC	678.50000000	0.	0.
13	Z	C901			0.	-3.02160926	104.30000000
14	D	S002			0.	20.31094321	0.
15	D	S004			0.	24.31085672	0.
16	D	S006			0.	14.07265166	0.
17	D	S012			0.	3.58234825	0.
18	D	S014			0.	1.54902349	0.
19	D	S015			0.	2.02542325	0.
20	D	S032			0.	21680310	0.
21	D	S051			0.	20871428	0.
22	D	S107			0.	07119088	0.
23	D	S110			0.	30372573	0.
24	D	S113			0.	27603697	0.
25	D	S124			0.	46780000	0.
26	D	S137			0.	07180405	0.
27	D	S145			0.	01379324	0.
28	D	S165			0.	00297370	0.
29	D	S168			0.	03143604	0.
30	D	S176			0.	1.34637174	0.
31	D	S178			0.	1.13290459	0.
32	D	S185			0.	93265999	0.
33	D	S190			0.	33939897	0.
34	D	S192			0.	40980482	0.
35	D	S194			0.	46325384	0.
36	D	S270			0.	1.42310893	0.
37	D	S271			0.	39086700	0.
38	D	S276			0.	37193515	0.
39	D	S278			0.	19482984	0.
40	D	S290			0.	1.45739251	0.
41	D	S294			0.	38957000	0.
42	D	S298			0.	99311328	0.
43	D	S300			0.	31536315	0.
44	D	S420			0.	49517436	0.
45	D	S432			0.	15572659	0.
46	D	S518			0.	16538641	0.
47	D	S520			0.	43321655	0.

Fig. 46—Sample Page from the Rows Section of OPTIMA's RECORD



PROBLEM CONDITION GLOBAL OPTIMUM SOLUTION
 THETA= 0.

COLUMNS		ITERATION NUMBER					
COL	KJ	TYPE	COL NAME	STRUCT INDIC.	X-VALUE	DJ	COMPOSITE COST
647	P		C901	BASIC	104.06503000	0.	7.46507000
648	P		C902	BASIC	94.06500000	0.	6.36064700
649	P		C903	BASIC	15.06500000	0.	7.50524530
650	P		C904	BASIC	7.06500000	0.	6.51516500
651	P		C905	BASIC	90.06500000	0.	7.52900000
652	P		C906	BASIC	17.06500000	0.	12.73196500
653	P		C907	BASIC	2.06500000	0.	11.52102300
654	P		C908	BASIC	2.06500000	0.	4.27412900
655	P		C909	BASIC	16.06500000	0.	2.24976800
656	P		C910	BASIC	2.06500000	0.	1.06045600
657	P		C911	BASIC	14.06500000	0.	11.59377300
658	P		C912	BASIC	4.06500000	0.	4.16494400
659	P		C913	BASIC	26.06500000	0.	4.77980530
660	P		C914	BASIC	2.06500000	0.	3.70783430
661	P		C915	BASIC	10.06500000	0.	5.03711700
662	P		C916	BASIC	4.06500000	0.	4.65754500
663	P		C917	BASIC	30.06500000	0.	5.84056800
664	P		C918	BASIC	6.06500000	0.	6.11756100
665	P		C919	BASIC	9.06500000	0.	6.13030130
666	P		C920	BASIC	16.06500000	0.	2.68660300
667	P		C921	BASIC	1.06500000	0.	5.23541230
668	P		C922	BASIC	9.06500000	0.	0.57301000
669	P		C923	BASIC	2.06500000	0.	4.72270900
670	P		C924	BASIC	23.06500000	0.	5.10104500
671	P		C925	BASIC	26.06500000	0.	4.96567300
672	P		C926	BASIC	43.06500000	0.	5.05517000
673	P		C927	BASIC	12.06500000	0.	5.27945800
674	P		C928	BASIC	4.06500000	0.	3.75155300
675	P		C929	BASIC	6.06500000	0.	4.54830330
676	P		C930	BASIC	3.06500000	0.	4.48425100
677	P		C931	BASIC	1.06500000	0.	0.
678	P		C932	BASIC	12.06500000	0.	5.62062600
679	P		C933	BASIC	3.06500000	0.	7.71217300
680	P		C934	BASIC	9.99999400	0.	2.97491000
681	P		C935	BASIC	6.	0.	9.37736200
682	P		C936	BASIC	5.06500000	0.	3.04400500
683	P		C937	BASIC	8.06500000	0.	3.58383500
684	P		C938	BASIC	9.99999000	0.	1.95611000
685	P		C939	BASIC	23.99997800	0.	2.54667100
686	P		C940	BASIC	9.99999400	0.	3.23130900
687	P		C941	BASIC	8.06500000	0.	1.43256600
688	P		C942	BASIC	8.06500000	0.	1.84160630
689	P		C943	BASIC	2.98999200	0.	2.16527300
690	P		C944	BASIC	26.99995300	0.	1.55778400
691	P		C945	BASIC		0.	1.20523100

Fig. 47—Sample Page from the Columns Section of OPTIMA's RECORD



Chapter 5
SOLUTION REPORTING

INTRODUCTION

The model solution report produced by the commercial solution system is unacceptable to a force planner and is even inconvenient for an LP analyst to read. Figures 44 to 47 in Chapter 4 show this. The CONFORM LP reporter—CONREP—is a computer program that produces any of several optional English-language reports of one or two LP solutions from the coded reports produced by the MPS. This chapter provides instructions for their production. The data and parameters required for CONREP before and during execution are discussed and illustrated by examples.

CONREP is written in the FORTRAN language and is designed to permit the CONFORM user to extract a wide variety of information from CONFORM LP solutions obtained under IBM's MPS/360 and CDC's OPTIMA and from the model itself. The production of a CONREP report is subject to program logic, to the values obtained in one or two LP solutions, to data passed from the CONFORM LP matrix generator—CONGEN—and to a user-prepared control deck.

The original force planning problem was translated by CONGEN into a coded form suitable for input to the MPS; the MPS solution is coded identically. A retranslation is required if a solution is to be expressed in the terms of the original problem. CONREP is an efficient solution decoder.

There are seven optional reports or subreports. These are listed in Table 3.

Table 3

SUBREPORTS PRODUCIBLE BY THE CONFORM
LP REPORTER
(CONREP)

Force Summary
Peacetime Cost Summary
Troop Deck
Troop List
Unit Allocations
Unit Deviations
Unit Support

EXAMPLES OF CONREP SUBREPORTS

This section contains examples of the optional CONREP subreports with explanatory text. The discussion of each subreport includes a section, "Request". Request keys the corresponding argument of the CONREP control verb REPORT for reference to the discussion of that particular argument in the next section on control verbs and data requirements.

Force Summary Report

Request: REPORT SUMMARY

Purpose: To summarize on one page force strengths and costs, combat unit effectiveness indices, and strength and cost values of the alternative and force deviations and requirements deviations for support unit aggregate.

Example: Figures 48 and 49.

Comment: In Fig. 48, the top line on the page is information relating the report to the specific LP solution. For reporting of LP solutions produced by OPTIMA, this information is automatically extracted from the solution. For reporting MPS/360 solutions, 132



FORCE SUMMARY REPORT

BASE CASE
 CALIBRATED TO 9 OCT 71 BN SLICE RUN
 24 DIVISION EUROPEAN FORCE
 MODEL COST FUNCTION = 1 YR RECURRING
 OBJECTIVE FUNCTION = TOTL. FORCE STRENGTH

UNIT SUMMARY		STRENGTH SUMMARY		COST SUMMARY (MILLIONS)		COMBAT INDICATORS	
CBT UNITS	34	COMBAT	437397	COMBAT	4205.655	AT IFF	2946.6
NO. CBT UNITS	625.88	SUPPORT	924764	SUPPORT	8775.921	AP IFF	6158.7
		TOTAL	1332151	TOTAL	12980.677	TOTAL IFF	9105.3
		PERCENT CBT	38.541	PERCENT CBT	32.339	MOBILITY	533.9
		CBT/SPT RATIO	.441	CBT/SPT RATIO	.479	INTELLIGENCE	982.9
NO. DFE	24.88	PER DFE	55506	PER DFE	548.862	CGC	678.5

SUPPORT FUNCTIONAL AREAS

AREA	STRENGTH		REQUIREMENTS		COST (MILLIONS)		REQUIREMENTS	
	ALTERNATIVE	SHORT/LONGFALL (PERCENT)	SHORT/LONGFALL (PERCENT)	THIS ALTERNATIVE	SHORT/LONGFALL (PERCENT)	FORCE	SHORT/LONGFALL (PERCENT)	
AG	26270	0 (0.0)	0 (0.0)	182.000	0.000 (0.0)	0.000 (0.0)	0.000 (0.0)	
AV	28969	0 (0.0)	0 (0.0)	438.618	0.000 (0.0)	0.000 (0.0)	0.000 (0.0)	
CA	5234	0 (0.0)	0 (0.0)	2.936	0.000 (0.0)	0.000 (0.0)	0.000 (0.0)	
CM	8457	0 (0.0)	0 (0.0)	69.473	0.000 (0.0)	0.000 (0.0)	0.000 (0.0)	
CS	202007	0 (0.0)	0 (0.0)	1892.852	0.000 (0.0)	0.000 (0.0)	0.000 (0.0)	
EM	250998	0 (0.0)	0 (0.0)	2366.841	0.000 (0.0)	0.000 (0.0)	0.000 (0.0)	
FI	18488	0 (0.0)	0 (0.0)	93.331	0.000 (0.0)	0.000 (0.0)	0.000 (0.0)	
HO	34296	0 (0.0)	0 (0.0)	404.240	0.000 (0.0)	0.000 (0.0)	0.000 (0.0)	
JA	465	0 (0.0)	0 (0.0)	.498	0.000 (0.0)	0.000 (0.0)	0.000 (0.0)	
LG	6948	0 (0.0)	0 (0.0)	84.899	0.000 (0.0)	0.000 (0.0)	0.000 (0.0)	
MC	111807	0 (0.0)	0 (0.0)	1184.368	0.000 (0.0)	0.000 (0.0)	0.000 (0.0)	
MM	64	0 (0.0)	0 (0.0)	.851	0.000 (0.0)	0.000 (0.0)	0.000 (0.0)	
MI	21758	0 (0.0)	0 (0.0)	206.194	0.000 (0.0)	0.000 (0.0)	0.000 (0.0)	
MO	42488	0 (0.0)	0 (0.0)	329.158	0.000 (0.0)	0.000 (0.0)	0.000 (0.0)	
ND	22453	0 (0.0)	0 (0.0)	173.844	0.000 (0.0)	0.000 (0.0)	0.000 (0.0)	
NT	526	0 (0.0)	0 (0.0)	1.032	0.000 (0.0)	0.000 (0.0)	0.000 (0.0)	
ON	4571	0 (0.0)	0 (0.0)	1.351	0.000 (0.0)	0.000 (0.0)	0.000 (0.0)	
OM	16192	0 (0.0)	0 (0.0)	143.652	0.000 (0.0)	0.000 (0.0)	0.000 (0.0)	
SC	78937	0 (0.0)	0 (0.0)	675.174	0.000 (0.0)	0.000 (0.0)	0.000 (0.0)	
TC	60723	0 (0.0)	0 (0.0)	517.411	0.000 (0.0)	0.000 (0.0)	0.000 (0.0)	
TOTAL	924763	0 (0.0)	0 (0.0)	6774.914	0.000 (0.0)	0.000 (0.0)	0.000 (0.0)	

Fig. 48—Sample 1-Case Force Summary Report

CASE 1 06/20/72 TITLE C57/SW BOOSTED TO EMPLEMEOS WFILE=MK3 OBJ=TOEY PMS=RMS GLOBAL OPTIMUM SOL
CASE 2 06/20/72 TITLE BASE CASE -- 9 OCT 71 WFILE=MD1 WFILE=MK1 OBJ=TFSTH RMS=RMS GLOBAL OPTIMUM SOL
C/M/F/M PERIOD OF SOLUTION VALUES (COMREP VERSION 1.0 6/72) PAGE 1

FORCE SUMMARY REPORT

9 OCT 71 BN SLICE -- 24 DIVISION EUROPEAN FORCE
COMBAT / SUPPORT AT LEVEL OF 4000 MEN DEP DFE
TOTAL FORCE STRENGTH = BASE + COMBAT MIX * BASE + COST FUNCTION * 1 YR RECURRING
ALL SUPPORT UNITS GREATER THAN OR EQUAL TO 80 PERCENT REQUIREMENTS
OBJECTIVE FCW = MINIMIZE TOTAL SUPPORT UNIT REQUIREMENTS SHORTFALLS (STRENGTH)

UNIT SUMMARY		STRENGTH SUMMARY		COST SUMMARY (MILLIONS)		COMBAT INDICATORS	
CAT UNIT TYPES	34	COMBAT	470939	COMBAT	4861.730	AT IFP	3406.3
NO. FRY UNITS	723.65	SUBTOTAL	461212	SUBTOTAL	4158.858	AP IFP	7139.5
		TOTAL	132192	TOTAL	13011.795	TOTAL IFP	10525.7
		PERCENT FRY	35.352	PERCENT CAT	37.364	MOBILITY	953.9
		CAT/SPT RATIO	.547	CR/SPT RATIO	.597	INTELLIGENCE	1043.0
NO. DFE	27.76	PER DFE	49016	PER DFE	4866395	CCC	7862.3

SUPPORT FUNCTIONAL AREAS

AREA	STRENGTH		REQUIREMENTS		COST (MILLIONS)		REQUIREMENTS		
	THIS ALTERNATIVE	SHORT/FALL (PERCENT)	SUMMARY	SHORT/FALL (PERCENT)	THIS ALTERNATIVE	SHORT/FALL (PERCENT)	SHORT/FALL (PERCENT)	SHORT/FALL (PERCENT)	
AC	-2595	(-1.5)	-21	(-0.1)	193027	-3.302	(-1.8)	-363	(-2)
AV	26116	(0.5)	-2531	(-0.8)	391.000	-41.238	(-9.6)	-96.225	(-12.5)
CA	6881	(1.6)	-27	(-0.6)	2.172	-7.64	(-26.8)	0.000	(0.0)
CM	7495	(0.2)	-44	(-0.6)	64.755	-4.710	(-5.8)	-6.89	(-2.7)
CS	142410	(9.7)	-13133	(-6.7)	1712.056	-106.996	(-9.8)	-125.911	(-6.8)
EM	241670	(3.7)	-2031	(-0.8)	2277.500	-89.253	(-3.8)	-24.410	(-1.1)
FI	4701	(0.6)	3	(0.0)	87.159	-6.172	(-6.6)	0.000	(0.0)
HO	34909	(1.0)	-4737	(-1.9)	409.790	5.598	(1.4)	-97.503	(-12.3)
JA	402	(0.0)	-17	(-0.1)	368	-1.136	(-26.8)	0.000	(0.0)
LG	4526	(0.1)	-1133	(-2.0)	50.569	-26.330	(-31.6)	-14.642	(-2.8)
MO	101115	(7.0)	-12107	(-10.6)	1084.846	-99.872	(-9.4)	-132.448	(-10.9)
MM	91	(0.0)	0	(0.0)	.777	-0.074	(-0.7)	0.000	(0.0)
NI	21230	(0.6)	-185	(-0.4)	198.825	-7.369	(-3.6)	-1.956	(-0.5)
NP	37766	(1.1)	-243	(-0.6)	297.764	-31.306	(-9.5)	-1.746	(-0.6)
NO	17905	(0.4)	-3156	(-15.3)	126.973	-46.071	(-26.6)	-28.591	(-18.4)
OT	649	(0.0)	-5	(-1.3)	.803	-0.229	(-22.2)	-0.072	(-0.2)
OU	806	(0.0)	3	(0.0)	1.248	-0.101	(-7.5)	0.000	(0.0)
OW	15462	(0.4)	-371	(-2.3)	141.310	-2.334	(-1.6)	-3.558	(-2.5)
SC	67904	(2.1)	-2632	(-3.7)	643.666	-31.808	(-4.7)	-21.181	(-1.9)
TC	54677	(1.6)	-1422	(-3.2)	464.904	-52.426	(-10.1)	-16.597	(-3.6)
TOTAL	801211	(-6.9)	-62255	(-6.9)	9150.820	-624.894	(-7.1)	-490.503	(-5.7)

Fig. 49—Sample 2-Case Force Summary Report



characters are input by the user for each LP solution input to CONREP. The next line is a constant CONREP heading, plus the report page number. The five lines of comments below the subreport title are input by the user for this subreport on five cards. The number of division force equivalents (DFE) is input by the user for this subreport, and is used to calculate the strength and cost per DFE. In the support functional areas, force short- and longfalls are the result of comparing this alternative to target values actually in the model or to another LP solution. This example is for a CONFORM "base case" or "calibration run," and thus there are no force short- or longfalls. Requirements short- and longfalls are the differences between actual allocation rule requirements for support units and the number of those units actually in the force. Figure 49 is a Force Summary Report for an alternative to the base case reported in Fig. 48. First note that there are two lines of information at the top of the page. "Case 1" is the alternative, and "Case 2" is the base case to which it is compared. Notice that force and requirements deviations are reported for the support aggregates of this alternative. Negative numbers are shortfalls and positive numbers are longfalls.

Limitations: Although the LP matrix generator CONGEN allows 0-6 combat effectiveness indicators of any type, CONREP always looks for six and labels them as shown in the figure. CONREP does however use the names that the user input to CONGEN to retrieve the values. A simple CONREP program change is required to change the labels.

Peacetime Cost Summary

Request: REPORT COSTSUM

Purpose: To report the cost of the combat, support and total force by each of the budget categories of the FCIS, and by certain subtotals and totals.

Example: Figure 50 (two pages).

Comment: This is a two-page report. The first page reports the total of each of the 14 initial investment and 18 annual operating budget categories currently represented in the COSTAL model for the combat force, the support force and the total force. Some subtotals and totals are also reported. The second page reports initial investment plus 10 years operating cost for some representative discounting rates. Total strength is also summarized on this page. The numbers shown in this report are calculated based on the fractional troop list and the cost factors in the special Battalion Slice extraction from FCIS. Some of these cost factors may vary by peacetime station; six peacetime stations are represented. The CONREP user specifies an assumed across-the-board distribution of units at peacetime stations as input data to this report. This distribution is noted at the bottom of the second page of the report. In this example, all units are assumed to be in CONUS. The report may be executed several times with different distributions.

Troop Deck Report

Request: REPORT TROOPDCK

Purpose: To report the troop list in a card-image format identical to that produced by Battalion Slice (DPROG).

Example: Figure 51.

Comment: From left to right, the information reported here is the DIM number, title, SRC number, TPN, unit strength, and fractional and integer number of each combat and then each support (including dummy) unit in the force. The format is the same as that of Battalion Slice, except for the omission of the header and trailer card. Also

1. PROCEEDS

Category	Amount	Subtotal	Total
SALES TAX	2026.00	2026.00	2026.00
ADULTS	100.00	100.00	2126.00
CHILDREN	100.00	100.00	2226.00
ADMISSION	100.00	100.00	2326.00
CONTRIBUTIONS	100.00	100.00	2426.00
GRANTS	100.00	100.00	2526.00
OTHER	100.00	100.00	2626.00
TOTAL			2626.00

Category	Amount	Subtotal	Total
SALES TAX	2026.00	2026.00	2026.00
ADULTS	100.00	100.00	2126.00
CHILDREN	100.00	100.00	2226.00
ADMISSION	100.00	100.00	2326.00
CONTRIBUTIONS	100.00	100.00	2426.00
GRANTS	100.00	100.00	2526.00
OTHER	100.00	100.00	2626.00
TOTAL			2626.00

Fig. 50--Sample Cost Summary Report

CONREP includes all units that are in the model, even if they have a solution value of zero. The output of this report may be punched or simply printed. The report is several pages long; this example is extracted from the middle of it.

Troop List Report

Request: REPORT TROOPLST

Purpose: To report the troop list in a full-page format, showing total and per-unit strengths, support and total slice strengths; cost, number of units, or some other measure be substituted for strengths.

Example: Figure 52 (three pages).

Comment: This subreport is most useful in conjunction with a "base case" or "calibration run." The example is taken from a "strength base case", i.e., a run that reproduced a Battalion Slice force and in which the objective function was total force strength. The first page of the figure is the first page of the subreport. It reports the combat units. Subtotals are taken. The subtotal "total fractional slice strength" is equal to the total force strength due to the combat force and the allocation rules only. If there are any optional, augmentation, deletion, or maximum allowable units in Battalion Slice terminology, or any support units with nonzero right hand side (RHS) values in CONFORM terminology, this total will differ from the true total force strength. The second page of the figure shows that the report continues, reporting the same type of information for the support units. The third page of the figure is the last page of the report. It shows that the report continues through the dummy units, reporting support unit subtotals and grand totals. In the grand totals, fractional and integer total units strength is equal to fractional and integer total force strength. In the

TROOP LIST

SUBPAGE 1

DTM	TITLE	SRC	TOSN	UNITS SUPPLY SLICE		SUMMARY SLICE		UNITS				
				STRNTH	STRNTH	STRNTH	STRNTH					
401	INFANTRY BN			104.030	44968	229278	314246	617	2205	3022	104	84968
402	MECHANIZED INFANTRY BN			94.030	93472	175395	250867	898	1466	2754	94	83472
403	AIRBORNE INFANTRY BN			15.000	11790	22945	34735	746	1531	2316	15	11790
404	AIRMOBILE INFANTRY BN			7.000	5369	19457	25226	767	2437	3604	7	5369
405	TANK BN			90.000	51390	145089	197379	571	1522	2193	90	51390
406	ARMY CAV SQUAD, MECH/AB			17.000	14501	26404	40905	853	1543	2416	17	14501
407	AIR CAV SQUAD, AIR/ARMY			2.000	1540	4121	5661	770	2461	2431	2	1540
408	AD BN CHAB/VULC. BN			2.000	702	1365	2067	351	683	1034	2	702
409	ARMY CAV TROOP SEP 1/4/8			16.000	2576	8773	11366	151	488	709	16	2576
911	ARMY CAV TROOP, SEP 8/11/8			2.000	292	501	873	146	290	436	2	292
912	ARMY CAV SQUAD, 2/0/8			14.000	13316	18011	31325	951	1786	2237	14	13316
913	AIR CAVALRY TROOP 2/0/8			4.000	720	1026	2554	182	456	630	4	720
914	PA BN, 165MM TOWED 2/0/8			26.000	13286	32289	45575	511	1242	1753	26	13286
915	PA BN, 155MM TOWED 2/0/8			2.000	798	2760	3558	390	1140	1779	2	798
916	PA BN, 105MM TOWED 2/0/8			4.000	1824	4710	6534	456	1174	1634	4	1824
917	PA BN, 155MM TOWED 2/0/8			34.000	22154	43590	65744	543	1147	1730	38	22154
918	155MM SP MECH/ARMY DIV			6.000	3674	6940	10658	613	1163	1776	6	3674
921	PA BN, 155MM SP TOWED 2/0/8			3.000	5751	15992	21743	639	1777	2416	9	5751
922	PA BN, 40MM TOWED 2/0/8			16.000	4204	11944	16157	263	747	1010	16	4204
923	AD BN, VULCAN 2/0/8			1.000	443	1262	1755	443	1262	1705	1	443
924	AD BN, CHAB/VULCAN SP D			9.000	5022	9666	14608	558	1174	1632	9	5022
925	AD BN, M105MM TOWED 2/0/8			2.000	1562	4010	5363	781	914	1690	2	1562
926	PA BN, 105MM TOWED 2/0/8			3.000	1548	2167	3715	516	722	1230	3	1548
927	PA BN, 155MM TOWED 2/0/8			23.000	12926	15467	20393	562	672	1234	23	12926
928	PA BN, 155MM SP - NONDIV			26.000	13154	18983	30129	506	653	1159	26	13154
929	PA BN, 81M SP - NONDIV			43.000	24252	35965	60217	564	436	1400	43	24252
931	PA BN, 175MM SP - NONDIV			12.000	6600	9584	15194	550	715	1265	12	6600
932	PA BN, 40MM TOWED 2/0/8			4.000	1512	2126	3639	374	531	909	4	1512
933	PA BN, 105MM TOWED 2/0/8			6.000	2772	3538	6310	462	590	1052	6	2772
934	PA BN, 105MM TOWED 2/0/8			3.000	1131	1388	2519	377	443	840	3	1131
935	AD BN, M105MM TOWED 2/0/8			1.000	463	527	990	463	527	990	1	463
936	PA BN, 81M TOWED 2/0/8			12.000	6348	10765	21053	529	1225	1754	12	6348
939	AD BN, CHAB/VULCAN TOW			3.000	1941	1745	3726	647	595	1242	3	1941

SUMTOTAL

626.000 407387 8976481305035

626 407387

Fig. 52—Excerpts from Sample Troop List Report



TROOP LIST

TROOP	TITLE	SIC	TOSN	TOTAL		FRACTIONAL		INTEGER				
				UNITS	STRENGTH	UNITS	SUPPORT SLICE	STRENGTH	SUPPORT SLICE	UNITS	STRENGTH	
2	MO 11 MHC THEATER ARMY	Y0A1W0A0A	36301	1.000	884	19429	20313	884	19435	20319	1	884
3	AP 11 MHT ARMO CAV REGT	37052M0C000	20710	4.000	900	950	1750	225	212	637	4	900
4	MO 11 MHC ARMY	51081G7C000	2891500	1.000	697	23614	24388	697	23614	24311	1	697
5	FM 11 MHC SEP LT INF RDE	77102M0C000	127000	3.000	0	0	0	0	1732	1232	0	0
6	MO 11 MHC CORPS	52001G9C000	2033500	5.000	1200	69003	70363	256	13817	14873	5	1200
7	FM 11 MHC ARMY	67002L5B000	1516000	1.000	156	2549	2575	156	2420	2571	1	156
8	AP 11 MHC BRNDR DIVISION	37004M0C000	1255000	0.000	1440	21122	22570	101	2640	2021	0	1440
9	AP 11 MHC 97E ARMO DIV	37042M0C000	1255000	1.000	275	1745	2020	275	1745	2020	1	275
10	FM 11 MHC ARMY DIV	57004G6C000	610000	1.000	136	4855	4221	136	4085	4221	1	136
11	FM 11 MHC INFANTRY DIVISION	37004M0C000	330000	9.000	1566	30359	31925	174	3473	3547	9	1566
12	FM 11 MHC ARMY DIV RDE	57042G6C000	610000	3.000	366	2633	2999	122	872	1000	3	366
13	FM 11 MHC RDE INF DIV	67042M0C000	610000	27.000	2754	39042	41796	152	1446	1548	27	2754
14	FM 11 MHC RDE INF RDE	97102M0C000	1245000	9.000	2466	15762	18228	274	1751	2025	9	2466
15	FM 11 CO LONG RANGE ARTY R	87157G0C000	2226500	5.000	1000	334	1414	216	67	203	5	1000
16	FM 11 MHC SEP ARMO RDE	37102M0C000	101000	1.000	257	1734	1991	257	1734	1991	1	257
17	FM 11 MHC ARMY SF GROUP	31102M0C000	2531600	0.000	0	0	0	0	250	250	0	0
18	FM 11 MHC ARMY SF GROUP	31102M0C000	2531600	0.000	0	0	0	0	163	163	0	0
19	FM 11 MHC ARMY SF GROUP	31102M0C000	2531600	0.000	0	0	0	0	0	0	0	0
20	FM 11 MHC ARMY SF GROUP	31102M0C000	2531600	0.000	0	0	0	0	0	0	0	0
21	FM 11 MHC MECHANIZED DIVISION	37004M0C000	645000	5.000	905	13201	14105	181	2640	2021	5	905
22	FM 11 MHC MECHANIZED DIVISION	37004M0C000	645000	3.000	567	4406	4913	169	1409	1630	3	567
23	FM 11 MHC MECHANIZED DIVISION	37004M0C000	645000	19.000	1725	21734	23463	115	1449	1564	15	1725
24	FM 11 MHC MECHANIZED DIVISION	37004M0C000	645000	5.000	1345	8721	10066	269	1744	2013	5	1345
25	FM 11 MHC MECHANIZED DIVISION	37004M0C000	645000	22.000	4994	1135	6129	227	52	279	22	4994
26	FM 11 MHC MECHANIZED DIVISION	37004M0C000	645000	1.000	204	66	250	204	46	250	1	204
27	FM 11 MHC MECHANIZED DIVISION	37004M0C000	645000	20.000	2681	1304	4065	134	69	203	20	2681
28	FM 11 MHC MECHANIZED DIVISION	37004M0C000	645000	0.000	0	0	0	0	105	105	0	0
29	FM 11 MHC MECHANIZED DIVISION	37004M0C000	645000	5.000	1055	428	1433	211	86	247	5	1055
30	FM 11 MHC MECHANIZED DIVISION	37004M0C000	645000	1.000	95	52	137	52	52	137	1	95
31	FM 11 MHC MECHANIZED DIVISION	37004M0C000	645000	5.000	776	304	1674	154	61	215	5	776
32	FM 11 MHC MECHANIZED DIVISION	37004M0C000	645000	1.000	154	22	176	154	22	176	1	154
33	FM 11 MHC MECHANIZED DIVISION	37004M0C000	645000	5.000	3640	1450	5290	760	290	1050	5	3640
34	FM 11 MHC MECHANIZED DIVISION	37004M0C000	645000	1.000	10	62	72	10	62	72	1	10
35	FM 11 MHC MECHANIZED DIVISION	37004M0C000	645000	6.000	51	139	190	45	22	317	1	45
36	FM 11 MHC MECHANIZED DIVISION	37004M0C000	645000	1.000	367	49	416	367	49	416	1	367
37	FM 11 MHC MECHANIZED DIVISION	37004M0C000	645000	22.000	5080	741	6571	265	74	299	22	5080
38	FM 11 MHC MECHANIZED DIVISION	37004M0C000	645000	1.000	380	44	428	380	44	428	1	380
39	FM 11 MHC MECHANIZED DIVISION	37004M0C000	645000	2.000	142	49	191	71	24	95	2	142
40	FM 11 MHC MECHANIZED DIVISION	37004M0C000	645000	18.000	2311	826	3136	122	64	166	18	2311

Fig. 52—Excerpts from Sample Troop List Report (Cont'd)



TROOP LIST SUBPAGE 15

INTEGER

FRACTIONAL

PER UNIT

YOTAL

UNITS SUPPLY SLICE

UNITS STRNTH

STRNTH

STRNTH

UNITS STRNTH

UNITS STRNTH

UNITS STRNTH

UNITS STRNTH

UNITS STRNTH

UNITS STRNTH

UNITS STRNTH

UNITS STRNTH

UNITS STRNTH

UNITS STRNTH

UNITS STRNTH

UNITS STRNTH

UNITS STRNTH

UNITS STRNTH

UNITS STRNTH

UNITS STRNTH

UNITS STRNTH

UNITS STRNTH

UNITS STRNTH

UNITS STRNTH

UNITS STRNTH

UNITS STRNTH

UNITS STRNTH

UNITS STRNTH

UNITS STRNTH

UNITS STRNTH

DTM	TITLE	SPC	TPSN	UNITS STRNTH	SUPPLY SLICE	STRNTH	STRNTH	UNITS STRNTH	UNITS STRNTH	UNITS STRNTH	UNITS STRNTH	UNITS STRNTH
972	DUMMY UNIT 21274-NBC 05 APFT MAINT, TMMWZ			1.741	0	789	749	0	440	440	2	0
973	DUMMY UNIT FOR COMBAT BNL 2105003 GAL - 0	AT*		1.539	0	0	0	0	0	0	2	0
974	DUMMY UNIT - MO. OF BIPICORBY 214 180-S*			4.384	0	0	0	0	0	0	0	0
975	DUMMY UNIT -- EQUIVALENT COMPS IN FORCE			5.000	0	2219	2219	0	444	444	5	0
976	DUMMY UNIT SMALL STAF YMAVOR, LV 15PK Y S			0.000	0	0	0	0	0	0	0	0
977	DUMMY UNIT INTER SIZE THEATER, 100-510K DS			0.000	0	0	0	0	0	0	0	0
978	DUMMY UNIT LARGE STAF THEATER, 01 510K Y S			1.000	0	202	202	0	202	202	1	0
979	DUMMY UNIT UNITS REQUIRED WITH NO PASCOM			0.000	0	0	0	0	4229	4229	0	0
980	DUMMY UNIT UNITS REQUIRED WITH NO PASCOM			0.000	0	0	0	0	2076	2076	0	0
981	DUMMY UNIT UNITS REQUIRED WITH NO FIELD			0.000	0	0	0	0	6011	6011	0	0
982	DUMMY UNIT PHASE UNIT - TERTIAL HANDLING*			23.142	0	1200	1200	0	553	553	23	0
983	DUMMY UNIT PHASE UNIT - LIME HAULING - GE	O*		0.000	0	0	0	0	0	0	0	0
984	DUMMY UNIT 21214-AG10 05 APFT MAINT, COMH			1.114	0	444	444	0	348	348	1	0
985	KEY UNIT FOR CGM MOVEMENT - COMWZ ABGA			2.000	0	0	0	0	306	306	0	0
986	KEY UNIT FOR CGM MOVEMENT - FR 490 ABGA			6.567	0	2607	2607	0	479	479	7	0
987	KEY UNIT FOR CGM MOVEMENT - COMWZ DIVISI	REA		29.658	0	9376	9376	0	317	317	29	0
988	DUMMY UNIT 21008 0205*			8.656	0	11759	11759	0	1373	1373	13	0
989	DUMMY UNIT 21008 0205*			13.243	0	9234	9234	0	607	607	13	0
990	DUMMY UNIT 21008 0205*			29.526	0	9656	9656	0	307	307	30	0
991	DUMMY UNIT UNITS REQUIRED WITH NO COMPS			1.000	0	0	0	0	0	0	0	0
992	DUMMY UNIT MAJOR WORKS TO BE SUPPORTED			3.830	0	0	0	0	982	982	0	0
993	DUMMY UNIT SUPPORT FOR THEATER HQ			0.000	0	0	0	0	1432	1432	0	0
SUBTOTAL				6644.935	0	92476016535412578331		0	6666	927661	0	0
TOTAL				7270.9351332147255110933003336	0			0	72921335068		0	0

Fig. 52—Excerpts from Sample Troop List Report (Con'd)

support subtotals and the grand totals, "Total Support Strength" and "Total Slice Strength" are not meaningful.

Per-unit slice strengths are actually obtained from the LP marginal values or Pi-values. Thus, if the CONFORM run had been a "cost base case", the slice values would have been measured in cost, and unit cost would have been used instead of unit strength to fill-out the rest of the report. The CONREP user specifies whether to use strength, cost, number of units, combat unit effectiveness, or "other" as the unit of measure. The report headings as well as the calculation of values varies according to this specification. The section on LP Marginal Values in Chapter 2 discusses these values in more detail.

Unit Allocations Report

Request: REPORT ALLOCATN

Purpose: To report the units that require each support unit, based on allocation rules, and the amount and sensitivity of each requirement.

Example: Figure 53.

Comment: This report will probably be most useful when produced once for the "base case" of a CONFORM exercise or run series, and not for any alternative forces. The report is produced by "supporting unit", including dummy units. The DIM number, title and number of each unit in the force is shown. For each of these units, every unit that requires it is listed—its DIM number, title, and solution value—along with the coefficient of allocation, e.g., "x supporting unit per supported unit". The number of units and men of the supporting unit actually required for the number of each of the supported units in the force are reported in the "SUPTING UNIT SUB TOTAL" and "SUB TOTAL STRNTH" columns. These columns are

SUBPAGE 1

UNIT ALLOCATIONS REPORT

DTM	TITLE	SOLN VALUE	DTM	TITLE	SOLN VALUE	COEF		SUPPORTING UNIT		SUPTING UNIT		SUB TOTAL	SUB TOTAL	10 PERCENT COEF
						VALUE	VALUE	MARG	UNIT	MARG	UNIT			
2	MO 11 MHC THEATER ARMY	1.000	901	INFANTRY BN	104.000	.001597	24.319	.166	147	.330				
			902	MECHANIZED INFANTRY BN	94.000	.001597		.150	133	.305				
			903	AIRBORNE INFANTRY BN	15.000	.001597		.024	21	.049				
			904	AIRBORNE INFANTRY BN	7.000	.001597		.011	10	.023				
			905	TANK BN	98.000	.001597		.144	127	.292				
			906	ARMO CAV SQUAD, MECH/AR	17.000	.001597		.027	24	.055				
			907	AIR CAV SQUAD, AIR/ARM/IN	2.000	.001597		.003	3	.006				
			908	AD BN, CHAP/VULC, RBW	2.000	.001598		.003	3	.006				
			909	ARMO CAV TROOP, SEP I/A	16.000	.001597		.026	23	.052				
			910	ARMO CAV TROOP, SEP ARW B	2.000	.001598		.003	3	.006				
			911	ARMO CAV SQUAD, 2/CR	16.000	.001597		.022	20	.045				
			912	AIR CAV SQUAD, 2/CR	4.000	.001598		.006	6	.013				
			913	AIR CAV SQUAD, 2/CR	2.000	.001598		.003	3	.006				
			914	FA BN, 105MM TOWED INF	26.000	.001598		.042	37	.084				
			915	FA BN, 105MM TOWED INF	2.000	.001598		.003	3	.006				
			916	FA BN, 105MM TOWED SECT	18.000	.001597		.016	14	.032				
			917	FA BN, 105MM TOWED SECT	4.000	.001598		.006	6	.013				
			918	FA BN, 105MM TOWED SECT	38.000	.001597		.051	54	.123				
			919	FA BN, 105MM TOWED SECT	6.000	.001598		.010	8	.019				
			920	FA BN, 105MM TOWED SECT	9.000	.001597		.014	13	.028				
			921	FA BN, 105MM TOWED SECT	16.000	.001597		.026	23	.052				
			922	FA BN, 105MM TOWED SECT	1.000	.001597		.002	1	.003				
			923	AD BN, CHAP/VULCAN SP 0	9.000	.001597		.014	13	.029				
			924	AD BN, CHAP/VULCAN SP 0	2.000	.001598		.003	3	.006				
			925	AD BN, CHAP/VULCAN SP 0	3.000	.001597		.005	4	.010				
			926	FA BN, 105MM TOWED SECT	23.000	.001597		.037	32	.075				
			927	FA BN, 105MM TOWED SECT	26.000	.001597		.042	37	.084				
			928	FA BN, 105MM TOWED SECT	43.000	.001597		.062	61	.131				
			929	FA BN, 105MM TOWED SECT	12.000	.001597		.019	17	.039				
			930	FA BN, 105MM TOWED SECT	4.000	.001598		.006	6	.013				
			931	FA BN, 105MM TOWED SECT	6.000	.001598		.010	8	.019				
			932	FA BN, 105MM TOWED SECT	3.000	.001597		.005	4	.010				
			933	FA BN, 105MM TOWED SECT	1.000	.001597		.002	1	.003				
			934	FA BN, 105MM TOWED SECT	12.000	.001597		.019	17	.039				
			935	AD BN, CHAP/VULCAN TOW	3.000	.001597		.005	4	.010				
								1.000	884					
3	AD 11 MMT ARMO CAV REGT	4.000	912	ARMO CAV SQUAD 2/CR	14.000	.270901	.437	3.793	853	.166				
			913	AIR CAV SQUAD 2/CR	4.000	.851845		.287	47	.889				
								4.000	988					

Fig. 53—Excerpt from Sample Unit Allocations Report

totalled to show the total number of units and men of the supporting unit required in the force, based on allocation rules. This example is a base case. The number of supporting units in the force does equal the total of supporting unit subtotal column. If this were an alternative force run, one might expect the number of supporting units in the force to be less than (shortfall) or greater than (longfall) the allocation rule requirements. The LP marginal value of the supporting unit is reported. In this example the objective function used in obtaining the LP solution was total force strength. The marginal value for unit 2 is 20.319, indicating that deleting one unit 2 from the force would remove 20,319 men from the force—unit 2 plus its support tail. This marginal value checks with the per-unit slice strength of unit 2 shown on the second page of Fig. 52. The positive marginal value here is interpreted in the deletion sense, because positive LP model RHS values for support units represent deletions, while negative RHS values represent augmentations. More precisely, the LP marginal value is the rate of change of the objective function per a change of one (1.0) in the corresponding RHS value. For CONFORM base cases, the rate of change of the objective function with respect to a change in the RHS is the same as with respect to a change in the number of units in the force. The final column of values reported are derived from the supported unit marginal value and the solution values of the supported units. These values show the sensitivity of the solution—the force—to changes in the individual allocation rule coefficients. For example, the first value, $-.338$, indicates that if the coefficient allocating unit 2 to unit 901 were to be increased by 10

percent, 338 men would be added to the force. These coefficient marginal values are calculated based on

$$\frac{\Delta J}{\Delta a_{i,j}} = - \pi_i X_j$$

where J is the objective function
 $a_{i,j}$ is the matrix coefficient in the i th row
and j th column
 π_i is the LP marginal value of the RHS value
of row i
 X_j is the solution value of column j .

In this example, these values show that this solution is about twice as sensitive to changes in three coefficients that allocate unit 2 (to units 901,902 and 905) than it is to any of the others. As an option the CONREP user may speed up this report by suppressing the (search for and) printing of the unit titles.

Unit Deviations Report

Request: REPORT TRPLSTX

Purpose: To report unit-by-unit deviations from target values (force deviations) and from allocation rule requirements (requirements deviations).

Example: Figure 54 (two pages).

Comment: This report is most useful for reporting on other than "base case" or "calibration" runs. For each combat and support unit, including any dummy units, is reported its DIM number, title, SRC number, unit strength, unit cost, LP marginal value, and in terms of both number of units and strength the fractional and integer number of the unit in the force, its force deviation and requirements deviation. As for the Force Summary Report, force deviations may be computed from structure within this alternative, or by comparison with another LP solution. In this example this alternative (case 1) is compared to a base case (case 2), as indicated by the top two lines of

CASE 1 04/28/72 TITLE CRUSHING RESISTANCE TO COMPRESSION MP/INCHES2 INITIALY MP/INCHES2 GLOBAL OPTIMUM SOL
CASE 2 04/28/72 TITLE CASE CASE -- 9 OCT 71 MP/INCHES2 MP/INCHES2 GLOBAL OPTIMUM SOL

COMPRESSION STRESS OF SOLUTION VALUES (CONVER VERSION 1.0 6/77) PAGE 19

SOURCE 1

UNIT DEVIATIONS SUMMARY

9 NOV 71 10 00:00 -- 25 DIVISION ELEMENT FORCE
CONST / SUPPORT AT LEVEL OF 60000 PER PER PER
WHEEL FORCE STRENGTH 8 USE, ENERGY WITH WAVE, COST FUNCTION 8 1 W/ RECURRING
ALL SUPPORT UNITS CREATED THAN OR EQUAL TO 80 PERCENT REQUIREMENTS
OBJECTIVE FEM - MINIMIZE TOTAL SUPPORT UNIT REQUIREMENTS (STRENGTH)

JOB	TITLE	SPEC	UNIT			UNIT			UNIT			UNIT		
			UNIT	UNIT	UNIT	UNIT	UNIT	UNIT	UNIT	UNIT	UNIT	UNIT	UNIT	
			STRENGTH	STRENGTH	STRENGTH	STRENGTH	STRENGTH	STRENGTH	STRENGTH	STRENGTH	STRENGTH	STRENGTH	STRENGTH	
001	TEMPERATURE	017	7.165	124.226	120	10.226	M/A	98223	98842	13255	M/A			
002	DISPLACEMENT	018	2.161	181.882	180	18.882	M/A	48346	48792	13822	M/A			
003	DISPLACEMENT	019	7.505	17.363	17	2.363	M/A	13029	13062	1399	M/A			
004	TEMPERATURE	020	2.115	8.102	8	1.102	M/A	6287	6336	133	M/A			
005	TEMPERATURE	021	7.829	104.008	104	10.008	M/A	90687	91084	8017	M/A			
006	TEMPERATURE	022	12.32	14.892	14	2.892	M/A	18781	17868	2182	M/A			
007	DISPLACEMENT	023	13.902	2.312	2	.312	M/A	1700	1546	260	M/A			
008	DISPLACEMENT	024	2.298	19.006	19	2.006	M/A	2978	2900	602	M/A			
009	DISPLACEMENT	025	1.264	2.312	2	.312	M/A	338	242	66	M/A			
010	DISPLACEMENT	026	11.594	16.106	16	2.106	M/A	19301	19216	2077	M/A			
011	DISPLACEMENT	027	1.115	6.826	6	0.826	M/A	852	913	116	M/A			
012	DISPLACEMENT	028	6.740	30.056	30	0.056	M/A	19399	19238	2073	M/A			
013	DISPLACEMENT	029	1.711	2.312	2	.312	M/A	927	798	126	M/A			
014	DISPLACEMENT	030	5.237	11.908	12	1.908	M/A	6280	6464	630	M/A			
015	DISPLACEMENT	031	5.041	62.920	64	9.920	M/A	25810	25082	3684	M/A			
016	DISPLACEMENT	032	5.111	6.938	7	0.938	M/A	6292	6291	376	M/A			
017	DISPLACEMENT	033	6.100	18.696	18	1.696	M/A	6660	6391	997	M/A			
018	DISPLACEMENT	034	5.235	10.596	10	2.596	M/A	8736	8736	956	M/A			
019	DISPLACEMENT	035	5.902	1.156	1	.156	M/A	512	643	69	M/A			
020	DISPLACEMENT	036	5.902	18.502	18	1.502	M/A	3465	3908	783	M/A			
021	DISPLACEMENT	037	6.574	2.312	2	.312	M/A	1066	1062	264	M/A			
022	DISPLACEMENT	038	2.182	35.940	37	3.940	M/A	15042	15174	2316	M/A			
023	DISPLACEMENT	039	6.066	30.056	30	0.056	M/A	19216	19181	2352	M/A			
024	DISPLACEMENT	040	5.916	49.740	50	0.740	M/A	20035	20203	3703	M/A			
025	DISPLACEMENT	041	2.716	13.072	14	1.072	M/A	7830	7784	1810	M/A			
026	DISPLACEMENT	042	2.752	6.076	6	0.076	M/A	1748	1690	236	M/A			
027	DISPLACEMENT	043	2.918	6.938	7	0.938	M/A	3206	3236	432	M/A			
028	DISPLACEMENT	044	6.404	3.668	3	.668	M/A	1307	1131	176	M/A			
029	DISPLACEMENT	045	9.821	13.072	14	1.072	M/A	2328	7006	900	M/A			
030	DISPLACEMENT	046	7.712	35.064	3	.064	M/A	2768	1963	303	M/A			
031	DISPLACEMENT	047	7.915	1.187	1	.187	M/A	-0.231	0.17	66	M/A			
032	DISPLACEMENT	048	9.277	7.823	1	-0.175	M/A	-0.231	0.17	66	M/A			
033	DISPLACEMENT	049	3.266	9.920	1	-0.075	M/A	-0.231	0.17	66	M/A			
034	DISPLACEMENT	050	3.904	6.404	1	-0.276	M/A	-0.231	0.17	66	M/A			
035	DISPLACEMENT	051	1.056	0.076	1	-0.076	M/A	-0.231	0.17	66	M/A			

Fig. 54--Excerpts from Sample Unit Deviations Report



UNIT	UNIT	UNIT	UNIT	UNIT	UNIT	UNIT	UNIT	UNIT	UNIT	UNIT	UNIT	UNIT	UNIT	UNIT
NO	NO	NO	NO	NO	NO	NO	NO	NO	NO	NO	NO	NO	NO	NO
1001	1002	1003	1004	1005	1006	1007	1008	1009	1010	1011	1012	1013	1014	1015
1016	1017	1018	1019	1020	1021	1022	1023	1024	1025	1026	1027	1028	1029	1030
1031	1032	1033	1034	1035	1036	1037	1038	1039	1040	1041	1042	1043	1044	1045
1046	1047	1048	1049	1050	1051	1052	1053	1054	1055	1056	1057	1058	1059	1060
1061	1062	1063	1064	1065	1066	1067	1068	1069	1070	1071	1072	1073	1074	1075
1076	1077	1078	1079	1080	1081	1082	1083	1084	1085	1086	1087	1088	1089	1090
1091	1092	1093	1094	1095	1096	1097	1098	1099	1100	1101	1102	1103	1104	1105
1106	1107	1108	1109	1110	1111	1112	1113	1114	1115	1116	1117	1118	1119	1120
1121	1122	1123	1124	1125	1126	1127	1128	1129	1130	1131	1132	1133	1134	1135
1136	1137	1138	1139	1140	1141	1142	1143	1144	1145	1146	1147	1148	1149	1150
1151	1152	1153	1154	1155	1156	1157	1158	1159	1160	1161	1162	1163	1164	1165
1166	1167	1168	1169	1170	1171	1172	1173	1174	1175	1176	1177	1178	1179	1180
1181	1182	1183	1184	1185	1186	1187	1188	1189	1190	1191	1192	1193	1194	1195
1196	1197	1198	1199	1200	1201	1202	1203	1204	1205	1206	1207	1208	1209	1210

UNIT DEVIATIONS REPORT

UNITS ALTERNATE

UNIT DEVIATIONS REPORT

Fig. 54—Excerpts from Sample Unit Deviations Report (Cont'd)

the page, to compute force deviations. Only one type of deviation may be modeled for combat units. This is like the force deviation of support units—thus the "N/A" under requirements deviations for combat units, as shown on the first page of the figure. As for the Force Summary Report, negative deviations are shortfalls and positive deviations are longfalls. In this report zero values are blanked-out. Notice that in this example all combat units have force longfalls—the combat force was augmented above the base case. The first page also starts the support units. The second page of the example continues into the support units. No totals are taken in this report. Also as for the Force Summary Report, the five lines of comments under the subreport title are input to this subreport on five cards. The unit strength, unit cost, and unit LP marginal value are reported as indicators of the sensitivity of the solution to changes in numbers of individual units. For example, if a force planner were looking for "most significant" force or requirements deviations, he might scan one of these three columns for the largest values that also had the type of deviation he was interested in.

Unit Support Report

Request: REPORT SUPPORT

Purpose: To report the units that are required based on allocation rules by each combat and support unit, any deviations of these supporting units from total requirements for these, and the allocation of the deviations to the individual supported units.

Example: Figure 55 (two pages).

Comment: This report is useful for reporting a wide variety of both "base case" and "alternative force" runs. First, note that as for the Unit Allocations Report, the printing of the unit titles may be suppressed by the

UNIT SUPPORT REPORT

SUPPORTED UNIT
 SUPPORTING UNITS

UNIT	TITLE	SUPPORTING UNITS			SUPPORTING UNITS			DIRECT UNIT ALLOCATION			10 P.C. COST		
		SOLN VALUE	DEPT %/ATION	UNIT COST	LP MAX SIGNAL VALUE	ALLOCATION	COST OF	UNIFORM MP DEV	UNIFORM MP DEV	UNIFORM MP DEV			
270		.016	2.686	0.0	216	2.142	.009	1.000000	.016	.016	176	176	.004
722		.016	.006	0.0	70	2.050	.037	1.000000	.016	.016	64	64	.001
742		.016	0.000	0.0	117	.065	.026	1.000000	.016	.016	87	87	.002
610		.013	-.223	-20.0	946	7.776	1.079	1.000000	.013	.008	83	81	-.016
312		.05	-.163	-24.0	76	.792	.191	1.000000	.013	.013	7	7	.000
282		.013	0.008	1.0	0	.137	.003	1.000000	.013	.013	3	3	.000
304		.013	0.000	1.0	0	.042	.001	1.000000	.013	.013	0	0	.000
302		1.037	0.000	1.0	14	0.000	0.000	1.000000	.013	.013	0	0	.000
304		0.017	0.000	1.0	14	0.000	.000	1.000000	.013	.013	0	0	.000
003		.013	0.000	1.0	14	0.000	.000	1.000000	.013	.013	11	11	.000
013		.796	-.097	-7.0	264	3.300	.291	1.000000	.013	.796	290	270	-.030
010		.013	0.000	1.0	374	0.316	.216	1.000000	.013	.013	204	204	.017
004		12.000	0.000	1.0	0	0.000	.166	1.000000	.013	.013	0	0	.000
071		.01	-.000	1.0	0	0.000	.000	1.000000	.013	.013	0	0	.000
009		2.091	-.000	1.0	0	0.000	.037	1.000000	.013	.027	0	0	.001
076		1.079	0.000	1.0	231	3.200	.095	1.000000	.013	.013	100	100	.000
276		.013	0.000	1.0	192	0.000	.036	1.000000	.013	.013	100	100	.000
97		.004	0.000	1.0	71	0.000	.016	1.000000	.013	.013	90	90	.001
920		9.004	-.000	1.0	2	.120	.001	1.000000	.013	.013	2	2	.000
304		1.079	0.000	1.0	16	.138	.000	1.000000	.013	.013	13	13	.000
943		.013	0.000	1.0	217	2.900	.309	1.000000	.013	.013	176	176	.005
994		21.006	0.000	1.0	106	1.000	.001	1.000000	.013	.013	101	101	.003
03		.013	0.000	1.0	0	.070	.002	1.000000	.013	.013	0	0	.000
041		5.037	0.000	1.0	0	0.000	.003	1.000000	.013	.013	0	0	.000
006		7.007	0.000	1.0	0	0.000	.003	1.000000	.013	.013	0	0	.000
906		.013	0.000	1.0	0	0.000	.723	1.000000	.013	.013	91	91	.001
242		.013	0.000	1.0	222	3.237	.099	1.000000	.013	.013	100	100	.000
016		.013	0.000	1.0	17	.229	.009	1.000000	.013	.013	16	16	.000
010		16.249	0.000	1.0	5	0.000	.000	1.000000	.013	.013	0	0	.000
00		1.033	0.000	1.0	0	.200	.000	1.000000	.013	.013	0	0	.001
200		.006	0.000	1.0	0	0.000	.000	1.000000	.013	.013	39	39	.001
102		-.001	-.163	-7.0	920	9.242	.000	1.000000	.013	.013	10	10	0.000
942		19.729	-.163	-7.0	132	1.076	.306	1.000000	.013	.013	107	107	.000
743		.013	0.000	1.0	0	0.000	.162	1.000000	.013	.013	0	0	.000
003		0.000	0.000	1.0	0	0.000	.019	1.000000	.013	.013	93	93	.000
716		.013	0.000	1.0	190	3.000	.009	1.000000	.013	.013	101	101	.000

Fig. 55--Excerpts from Sample Unit Support Report

SUPPAGE 119

UNIT SUPPORT REPORT

SUPPORTED UNIT
 SUPPORTING UNITS

OPT	TITLE	REPORT DEVIATION			LP MAX			COEF OF			DIRECT UNIT ALLOCATION			10 P.C. COEF
		VALUE	PERCENT	UNIT	SIGMA	ALLOCA-	UNIFORM	UNIFORM	UNIFORM	UNIFORM	UNIFORM	UNIFORM	UNIFORM	
		VALUE	PERCENT	STRENGTH	VALUE	PERCENT	STRENGTH	UNIFORM	UNIFORM	UNIFORM	UNIFORM	UNIFORM	UNIFORM	UNIFORM
710		0.013	0.002	0.0	0.033	0.000	0.041	1.000000	0.013	0.013	0.013	0.013	0.013	0.013
919		6.400	6.320	0.0	0	0.010	0.002	0.00007	0.000	0.000	0.000	0.000	0.000	0.000
921		7.200	6.866	0.0	0	0.010	0.002	0.00007	0.000	0.000	0.000	0.000	0.000	0.000
923		6.956	6.638	0.0	0	0.010	0.002	0.00007	0.000	0.000	0.000	0.000	0.000	0.000
925		16.767	6.632	0.0	0	0.010	0.002	0.00007	0.000	0.000	0.000	0.000	0.000	0.000
730		1.111	6.306	0.0	195	1.922	0.05	0.00007	0.000	0.000	0.000	0.000	0.000	0.000
926		0.250	0.000	0.0	369	2.706	0.15	0.00007	0.000	0.000	0.000	0.000	0.000	0.000
927		13.000	0.000	0.0	0	0.010	0.002	0.00007	0.000	0.000	0.000	0.000	0.000	0.000
928		7.670	0.000	0.0	0	0.010	0.002	0.00007	0.000	0.000	0.000	0.000	0.000	0.000
929		26.991	0.000	0.0	0	0.010	0.002	0.00007	0.000	0.000	0.000	0.000	0.000	0.000
930		3.007	0.000	0.0	0	0.010	0.002	0.00007	0.000	0.000	0.000	0.000	0.000	0.000
931		0.200	0.000	0.0	0	0.010	0.002	0.00007	0.000	0.000	0.000	0.000	0.000	0.000
932		9.557	0.000	0.0	0	0.010	0.002	0.00007	0.000	0.000	0.000	0.000	0.000	0.000
933		23.916	0.000	0.0	0	0.010	0.002	0.00007	0.000	0.000	0.000	0.000	0.000	0.000
934		7.200	0.000	0.0	393	0.110	0.070	0.00007	0.000	0.000	0.000	0.000	0.000	0.000
935		6.956	0.000	0.0	0	0.010	0.002	0.00007	0.000	0.000	0.000	0.000	0.000	0.000
730		16.767	0.000	0.0	0	0.010	0.002	0.00007	0.000	0.000	0.000	0.000	0.000	0.000
936		1.111	0.000	0.0	195	1.922	0.05	0.00007	0.000	0.000	0.000	0.000	0.000	0.000
937		0.250	0.000	0.0	369	2.706	0.15	0.00007	0.000	0.000	0.000	0.000	0.000	0.000
938		13.000	0.000	0.0	0	0.010	0.002	0.00007	0.000	0.000	0.000	0.000	0.000	0.000
939		7.670	0.000	0.0	0	0.010	0.002	0.00007	0.000	0.000	0.000	0.000	0.000	0.000
940		26.991	0.000	0.0	0	0.010	0.002	0.00007	0.000	0.000	0.000	0.000	0.000	0.000
941		3.007	0.000	0.0	0	0.010	0.002	0.00007	0.000	0.000	0.000	0.000	0.000	0.000
942		0.200	0.000	0.0	0	0.010	0.002	0.00007	0.000	0.000	0.000	0.000	0.000	0.000
943		9.557	0.000	0.0	0	0.010	0.002	0.00007	0.000	0.000	0.000	0.000	0.000	0.000
944		23.916	0.000	0.0	0	0.010	0.002	0.00007	0.000	0.000	0.000	0.000	0.000	0.000
921		6.956	6.632	0.0	0	0.010	0.002	0.00007	0.000	0.000	0.000	0.000	0.000	0.000
923		6.956	6.632	0.0	0	0.010	0.002	0.00007	0.000	0.000	0.000	0.000	0.000	0.000
730		16.767	6.632	0.0	0	0.010	0.002	0.00007	0.000	0.000	0.000	0.000	0.000	0.000

Fig .55—Excerpts from Sample Unit Support Report (Cont'd)



user to speed up the report. The first unit in each group is the supported unit, and the ones immediately following it are the ones that support it. Thus on the first page of the example, unit 418 is a supported unit, and on the second page units 419, 420 and 421 are supported units. For all supported and supporting units, their solution value, any requirements deviation, and their unit strength, unit cost, and LP marginal value are reported. As for the Unit Deviations Report, these last three values are reported to key the "most important" units. Next the coefficient that allocates each supporting unit to the supported unit is listed. Any requirements deviation already reported to the left is with respect to total requirements for the unit—not necessarily only due to the supported unit of the group. Whether or not each supporting unit has any requirements deviation, its allocation to the supported unit is first calculated assuming no deviation with respect to this supported unit, and then assuming uniform or across-the-board distribution of any deviation to all units that require it (including this supported one). This is done both in terms of number of units and number of men. For example, look at supporting unit 312, under supported unit 418. There are .650 unit 312 in the force, which is .163 fewer than total requirements for it, based on allocation rules. This shortfall is 20 percent of those requirements. If none of this shortfall was allocated to unit 418, there would be .813 (63 men) of unit 312, just due to the presence of .813 unit 418. Thus, in this example, unit 312 is only required by unit 418; and it is therefore quite correct to allocate the same percentage deviation (20 percent) to this requirement as to total requirements for unit 312. When this is done, only .650 (51 men) of unit 312 are in the force due to unit 418. The allocation of men to unit 418 is totaled at the top

of page two of the figure. The 10 percent allocation rule coefficient marginal values are reported to indicate the sensitivity of the solution to changes in them. These values are calculated and interpreted just as for those reported in the Unit Allocation Report.

CONTROL VERBS AND DATA REQUIREMENTS

The user chooses from the optional CONREP reports and specifies parameters for those reports with three CONREP control verbs and associated data. The verbs are:

- (a) LP.READ
- (b) REPORT
- (c) ENDREP.

Each of these is discussed in turn, and then other data requirements are discussed. These other data requirements are satisfied directly by the output of CONGEN—the user need not prepare other data. The control verbs and their parameters are the user-prepared data for CONREP. It is read from FORTRAN logical unit one.

LP.READ

An LP solution or two LP solutions must be read by CONREP, as the source of model column solution values, and row slack, RHS and marginal values. For reporting on solutions produced by CDC's OPTIMA MPS, CONREP reads the output of OPTIMA's "RECORD" directly. For reporting on solutions produced by IBM's MPS/360, CONREP reads the output of the post-processor CONFIL, whose input was the output of MPS/360's "SOLUTION".

All CONREP subreports report on a "case 1". Two of the subreports have the option of computing some information based on comparison with some values in a "case 2". LP.READ may be executed twice in one CONREP run to read two LP solutions as two "case 1s" or a "case 1" and a "case 2".

The format of the LP.READ control card is:

Col 2	Col 10	Col 21	Col 24
↓	↓	↓	
LP.READ	{MPS/360 OPTIMA }	{ 2 12 }	{ 1 2 }

There are three parameters, each of which may assume one of two values. The first parameter specifies the MPE that produced the solution. The second parameter specifies the FORTRAN logical unit from which the solution is to be read. The third parameter specifies whether the solution is to be stored as case 1 or case 2.

If more than one case is to be stored, each case must be stored in natural order. An attempt to store case 2 first produces unpredictable results. The storage of case 1 destroys any previously stored cases.

Run title information for printing at the top of each page of the reports is obtained automatically from a solution produced by OPTIMA. At present the MPS/360 LP solution files do not contain run title information. Therefore, when a MPS/360 solution is to be read, the user must input this information. He does so on two cards following the "LP.READ MPS/360" card. Any legitimate symbols may be used and are read under (1X,17A4/1X,16A4) format.

All cases read are used with the one set of other data which is described at the end of this chapter.

Report

There are seven optional CONREP subreports. REPORT is a request to produce a subreport. The verb requires a non-blank argument to designate the specific subreport to be produced. The production of some subreports requires no parameters, but from one to several parameters are required for others. Parameters may be carried in the REPORT card or in following data cards.

The report argument may be any one of seven values; it must be punched starting in column 10 exactly as listed:

- (a) SUMMARY
- (b) COSTSUM
- (c) TROOPDCK
- (d) TROOPLST
- (e) ALLOCATN
- (f) TRPLSTX
- (g) SUPPORT.

Each of these arguments is discussed in turn in the following sections.

REPORT SUMMARY. This is a request to produce the one-page Force Summary Report. Two parameters input on a following card, and five following cards of comments to be printed in the report are required. The format of the parameter card is

Col 1-10	Col 20
NDFE	I

"NDFE" is the number of division force equivalents (DFE) assumed for the force to be reported. "NDFE" must include a decimal point. "I" is an indicator as to how to calculate support unit force deviations. A value of "1" means to calculate them based on comparison of unit solution values in case 1 and case 2. Any other value is an indication to determine force deviations from structure within the model—case 1. The next five cards may have any legitimate characters, and are printed as five lines of comment near the top of the report.

REPORT COSTSUM. This is a request to produce the two-page peacetime cost summary report. Six parameters are required; they are input on a single following card. The six numbers are fractions (from 0.0 to 1.0) usually summing to 1.0, which specify an assumed distribution of all units at the six peacetime stations of the FCIS model. These stations currently are:

- (a) CONUS
- (b) Europe
- (c) Korea
- (d) Alaska
- (e) Southern
- (f) Vietnam.

The six numbers should be punched in card columns 1-10, 11-20, ..., 51-60. In addition, this report requires the special Battalion Slice extraction of cost factors from FCIS.

REPORT TROOPDCK. This is a request to produce the card-image, Battalion Slice-format troop list report. No parameters or arguments are required.

REPORT TROOPLST. This is a request to produce the full-page troop list report. One parameter is required; it is input in column 21 of

the REPORT card. The value of this parameter indicates how to interpret the LP marginal values for use in this report. Different parameter values imply different modes of calculation and the printing of different report headings.

Parameter = 1 ... marginal values are to be interpreted as unit slice strengths, as in a "strength base case" run; report headings say "STRNTH".

2 ... marginal values are to be interpreted as unit slice costs, as in a "cost base case"; report headings say "COST".

3 ... marginal values are to be interpreted as number of units; report headings say "UNITS".

4 ... marginal values are to be interpreted as combat effectiveness index number 1; report headings say "IFP".

5 ... other marginal values are not really interpreted in the report; report headings say "OBJCON" for "objective function contribution".

REPORT ALLOCATN. This is a request to produce the Unit Allocations Report. One parameter is required; it is input in column 21 of the REPORT card. If a "1" is input, the search for and printing of unit titles is suppressed. This suppression significantly speeds up the report.

REPORT TRPLSTX. This is a request to produce the Unit Deviations Report. One parameter input in column 21 of the REPORT card, and five cards of comments following the REPORT card are required. If the parameter is "1", combat and support unit force deviations are computed by comparing this force—case 1—to a case 2 LP solution. Otherwise, force deviations are computed based on information in case 1 alone. The five comment cards may contain any legitimate characters, and are printed as five lines near the top of each page of the report.

REPORT SUPPORT. This is a request to produce the Unit Support Report. One parameter is required; it is input in column 21 of the REPORT card. If a "1" is input, the search for and printing of unit titles is suppressed. This suppression significantly speeds up the report.

ENDREP

The verb ENDREP is a request to terminate the CONREP run. No arguments or parameters are required. The format of the ENDREP card is

Col 2

↓
ENDREP

Other Data

Three files of other data are input to CONREP. One of these is optional. All three are automatically prepared by other computer programs.

CONGEN prepares two of these files. The first is a formatted file of unit DTM numbers, titles, SRC numbers and TPSNs. This is produced on CONGEN FORTRAN logical unit two (2), but is read by CONREP on unit ten (10).

The second file is a binary file of model data—DTM numbers, unit costs, unit strengths, allocation rule coefficients, etc.—prepared by CONGEN on unit ten (10). This file is read by CONREP on unit four (4).

The third file is only required if the Cost Summary Report is requested—REPORT COSTSUM. This file is the Battalion Slice extraction of cost factors from the FCIS. This is the Battalion Slice unit 85 and the third file on CONGEN unit eight (8). It is input to CONREP as unit 11.

Whatever LP solution cases are read in a single CONREP run, they are all interpreted using this set of "other data".

For sample listing of control cards see Fig. 56.

LD,DEFIN 405/76 2 1
 LD,DEFIN 405/76 12 2
 DEFEND SUMMARY 1

263 = BASE + 1 , TOTAL FORCE COST = BASE
 CALIBRATED TO 22 JULY 72 COMAF AM SLICE
 TEST RUN FOR CONREP USING AN 8 DIVISION CONFIGURATION EUROPE DEFENSE
 HD, DUMMY = 1.0 REQUIREMENTS SHORTFALLS, ALL OTHERS .LT. 20 P.C.
 MODEL COST ESTM = 1 YR RECURRING , MIN TOTAL SUPPORT UNIT REQ SHORTFALLS
 DEFEND COSTSUM

DEFEND T000000K
 DEFEND T00000LST 1
 DEFEND T00000STV 1

263 = BASE + 1 , TOTAL FORCE COST = BASE
 CALIBRATED TO 22 JULY 72 COMAF AM SLICE
 TEST RUN FOR CONREP USING AN 8 DIVISION CONFIGURATION EUROPE DEFENSE
 HD, DUMMY = 1.0 REQUIREMENTS SHORTFALLS, ALL OTHERS .LT. 20 P.C.
 MODEL COST ESTM = 1 YR RECURRING , MIN TOTAL SUPPORT UNIT REQ SHORTFALLS
 DEFEND SUPPORT
 DEFEND ALLOCATN
 ENDDFD

Fig. 56—Listing of Sample CONREP Control Cards—Unit 1

Appendix A

COMPLETE LISTING OF CARD-IMAGE INPUT DATA
FOR A SAMPLE CONGEN RUN

Direct CONGEN Input

138-153

RHS Values

154

BASE

1

1

PRMAN
LANGSM
DATSOR

TESTING USANSSA 9 DIVISION PRAM INPUT DECK

UNIT	DESCRIPTION	PRAM	LANGSM	DATSOR
912 9	BN MECH IN DIV/SEP EOE	074542000	22231	089 22.000 22
915 9	BN TANK	174354200	24725	573 56.000 56
916 9	SQDN CAV MECH/AR DIV	171494000	9430007	055 4.000 4
917 9	SQDN CAV AR/AR/INF CIV	171954100	0500004	937 4.000 4
919 9	TRP CAV SEP IN/AR EOE	E 171474000	1300007	161 4.000 4
919 9	BN 155 SP MECH/ARMD CIV	V 063654000	0400014	584 21.000 21
920 9	BN 155 SP SEP 4/AR EOE	063754000	1400014	614 6.000 6
924 9	BN CHAPARRAL-VULCAN	443254000	2014000	559 7.000 7
928 9	BN 155 SP (NON-DIV)	064554000	2100000	567 0.000 0
929 9	BN 8 INCH SP (NON-CIV)	064454000	21043	564 12.000 12
932 9	BN LANCE (NON-DIV)	065954000	21969	463 3.000 3
938 9	BN 9-IN (DIV)	063954000	0200010	529 10.000 10
943 9	ARMD CAV SQDN TRICAP	V 171354100	0000007	694 7.000 7
949 9	SQDN ATK HEL TRICAP	172054200	03000	024 2.000 2
951 9	CO ATK HEL	171114200	2079400	210 17.000 17
2 9	MO 11 MHC THEATER ARMY	TDAP1400000	36361	004 1.000 1
3 9	AR 11 MHT ARMD CAV REGT	173524000	20710	226 2.000 2
5 9	IN 11 MHC SEP LT INF EOE	771424000	1506000	296 1.000 1
6 9	MO 11 MHC CORPS	52001691000	3693500	296 1.000 1
8 9	AR 11 MHC ARMORED DIVISION	171044000	0200011	192 7.000 7
12 9	AR 11 MHC BDE ARMD DIV	174244000	0200006	116 21.000 21
16 9	IN 11 CO LONG RANGE PATROL	071576000	2226500	216 1.000 1
25 9	IN 11 MHC SEP MECH EOE	371024000	1400000	270 4.000 4
26 9	FA 11 MHD DIVAFY IN/AR/MECH	063024000	0300010	220 7.000 7
28 9	FA 11 MH9 ARTY GRUP	0640166000	2100600	134 3.000 4
30 9	FA 11 MH9 CORPS ARTY	0650166000	2100300	212 1.000 1
32 9	FA 11 STRY SEARCHLIGHT	0655066000	2109600	154 1.000 1
34 9	FA 11 BN TARGET ACOLISITION	0657566000	2107300	769 1.000 1
51 9	AG 11 CO AG AR/IN/MECH DIV	120074000	0200061	265 7.000 7
57 9	AG 11 CO PERS SVC TY A	12067671000	30413	71 1.000 1
58 9	AG 11 CO PERS SVC TY B	12067672000	3041400	122 7.695 8
60 9	AG 11 CO PERS SVC TY C	12067673000	3041500	152 7.695 8
62 9	AG 11 CO PERS SVC TY D	12067674000	3041600	188 7.695 8
64 9	AG 11 CO PERS SVC TY E	12067675000	3041700	220 7.695 8
66 9	AG 11 RAND ARMY 42-PIECE	12107681000	3041900	43 2.000 2
70 9	AG 11 MHD PERS/ADMIN 2FASCOM	12366692000	3043700	52 1.000 1
72 9	AG 55 DET ADMIN SVC 2FASCOM	12570691000	30500	17 1.000 1
76 9	AG 55 DET SPECIAL SVC	12018694866	3059300	26 0.162 0
78 9	AG 11 DET REPL REG	12560690066	3059500	39 11.046 11
80 9	AG 11 DET ARMY POST OFFICE	12550690066	3052000	36 5.704 6
81 9	AG 11 DET ARMY POST OFFICE	12550690066	3052000	20 29.964 30
83 9	AG 11 CO POSTAL GS	12550690066	3047200	6 1.000 1
94 9	AG 11 CO POSTAL GS	12550690066	3047200	45 4.999 5
88 9	AG 11 MHD PEPL PEG CO	12560690001	3059500	7 1.000 1
89 9	AG 11 MHD SPECIAL SVC CO	12018694866	3058501	4 1.000 1
90 9	AG 11 AGCY PERS AND ADMIN	29112400000	3117500	607 1.000 1
92 9	AG 11 MHD PERS/ADMIN BN TA	12066591000	30401	55 1.000 1
94 9	AG 55 CO ADMIN SVC 2ASCOM	12570692000	30501	24 1.000 1
112 9	AG 55 MHC PERSONNEL COMMAND	29111400000	3111000	132 1.000 1
106 9	MI 11 CO SUPPGT (SEP BDE)	32064411000	3084400	87 4.000 4
110 9	MI 11 MHC ASA BN 2CCRPS	32056660000	30914	181 1.000 1
112 9	MI 11 CO ASA DIV SPT ARM	32057680000	3082200	213 7.000 7
113 9	MI 11 CO ASA AVIATION ARDF	32059640000	3082800	241 1.000 1
116 9	MI 11 CO ASA OP A	32067640000	30831	347 1.000 1
119 9	MI 11 CO ASA PROCESSING	32077670000	3083700	236 1.000 1
120 9	MI 11 CO ASA SECURITY	32079600000	3082600	206 1.000 1
123 9	AV 11 CO ASLT HEL	07357420000	20616	231 7.000 7
130 9	AV 11 CO ARMOR DIVISION	17087400000	0200003	101 7.000 7

134	9	AV	11	CO SURVL AIRPLANE	6112069000	3163.00	221	1.630	1
140	9	AV	11	HMC GROUP (SEPARATE)	6129266000	3060200	79	1.600	1
142	9	AV	11	HMC BN (SEPARATE)	6129666000	3061300	86	1.600	1
143	9	IN	11	TM FA PATHFOR ABN	6756069000	2220000	6	1.000	1
144	9	AV	11	CO ASLT SPT HELICOPTER	6125047000	3062700	190	3.900	6
145	9	CM	11	TM JB CDR ELEMENT	6356660000	310700	10	7.000	7
146	9	AV	11	CO HEAVY HELICOPTER	6525040000	3062900	164	2.204	2
147	9	CM	11	CO MECH PLANE	6339742000	21060	165	1.000	1
151	9	CM	11	TM LA CDR RECON	6350060000	3130300	5	2.000	2
156	9	CA	11	HMC CA GP (ASCOM)	6150060000	30910	227	.670	9
157	9	CA	11	HMC CA BN (ASCOM)	6150060000	3091500	124	.474	1
158	9	CA	11	CO (ASCOM)	6150060000	3093000	110	2.091	3
159	9	CM	11	HMC GP	6303260000	31000	40	.593	1
160	9	CM	59	CO PROCESSING	6307767000	3105000	29	0.072	7
161	9	CA	11	HMC CA BN (FASCOM)	6150060000	3091500	110	1.630	1
162	9	CM	11	HMC SMOKE GENR BN	6326060000	3102500	31	2.333	2
163	9	CA	11	CO CA (FASCOM)	6150060000	3093000	119	0.750	0
164	9	CM	11	CO SMOKE GENR	6326060000	3102500	140	9.231	9
165	9	CM	11	TM KA CDR AGENT S AND A	6350060000	3107000	2	7.600	7
166	9	CM	11	DET JA CDR ELEMENT	6350060000	3107000	9	0.000	0
167	9	CM	11	DET DECONTAMINATION FA	6350060000	3107000	41	12.704	13
168	9	CM	11	DET DECONTAMINATION FA	6350060000	3107000	22	7.000	7
169	9	CM	11	DET LAB INFATER	6309760000	31090	64	1.130	1
174	9	CS	11	HMC ARMO SPT COMMAND	2902200000	0200300	124	7.000	7
175	9	CS	11	BN SPT SEP M/A BDE	2907500000	1403000	735	4.000	6
182	9	CS	11	BN MAINT ARMORED DIV	2903900000	0200000	1000	7.000	7
186	9	CS	11	BN SUPPLY-TRANS ARMO D	2901500000	0200300	443	7.000	7
188	9	CS	11	HMC GEN SPT GP-CORPS	2900200000	3114000	143	2.000	0
190	9	CS	11	CO FIELD SERVICE FMO	2901400000	3112100	220	7.000	7
192	9	CS	11	CO GENERAL SUPPLY ARMY	2901900000	3112400	252	7.000	7
194	9	CS	59	CO GEN SUP COMZ	2901800000	3112400	129	10.900	11
196	9	CS	11	CO REP PART SUP CORPS	2901900000	3112700	274	3.500	6
198	9	CS	11	CO REP PART ARMY	2901900000	3113400	240	1.750	2
200	9	CS	59	CO REP PART SUP COMZ	2901900000	3113400	259	0.130	6
202	9	CS	11	CO HVT MAT SUP CORPS/AR	2902700000	3112600	217	1.000	1
210	9	CS	59	CO HVT MAT SUPPLY COMZ	2902700000	3112600	130	7.000	0
214	9	CS	59	CO ACFT MSL REP PTS COMZ	2902900000	3113000	193	2.600	2
216	9	CS	11	CO LT EOP MAINT	2903400000	3112000	262	12.000	12
217	9	CS	59	CO LT EOP MAINT	2903400000	3112000	151	3.000	3
220	9	CS	11	HMC MAINT BN ARMY	2903600000	3112900	64	26.937	27
223	9	CS	11	CO HVT EQUIP MNT GS ARMY	2903700000	3112900	290	30.167	31
224	9	CS	59	CO HVT EQUIP MNT-GS COMZ	2903700000	3112900	134	0.130	6
226	9	CS	11	CO COLL CLASS	2903900000	3113200	216	1.000	1
228	9	CS	59	CO COLL CLASS	2903900000	3113200	84	3.000	3
230	9	CS	11	HMC SPT SVC BN ARMY	2904600000	3115600	101	6.717	7
231	9	CS	11	HMC SPT SVC BN-COMZ	2904600000	3115600	101	9.430	9
232	9	CS	11	CO SUPPLY-SERVICE ARMY	2904700000	3116700	303	19.975	20
233	9	CS	59	CO SUPPLY-SVC COMZ	2904700000	3116700	191	9.074	6
234	9	CS	11	CO LT MAINT DS	2907000000	3113700	214	60.357	60
236	9	CS	11	CO MAIN SPT DS	2907000000	3114000	369	30.170	30
239	9	CS	11	CO HQ/SVC (CAL) (ASCOM)	2922000000	3117000	152	1.000	1
244	9	CS	11	DET MAINT MGT (SPT BDE)	2940300000	3117000	26	1.000	1
246	9	CS	11	DET MAINT MGT (ASCOM)	2940300000	3117000	26	1.000	1
248	9	CS	11	DET MAINT MGT (S-M COM)	2940300000	3117300	32	1.000	1
250	9	CS	11	CO STOCK CONT (SPT BDE)	2940400000	3116300	107	1.000	1
252	9	CS	59	CO MAINT SPT DS	2942700000	3116500	224	11.102	11
254	9	CS	59	CO LABOR SERVICE COMZ	2944900000	3115400	26	12.274	12
256	9	CS	11	AGCY INVENTORY CONTROL	2950200000	3110500	409	1.000	1
258	9	CS	59	CO PROPERTY DISPOSAL	2950400000	3116200	144	2.453	2
260	9	CS	11	HMC FIELD DEPOT	2951200000	3111000	272	6.130	6
262	9	CS	11	DET DATA PROCESSING	2955100000	3110200	156	9.000	9
270	9	EN	11	BN COMBAT ARMY/CORPS	6503000000	2139300	010	07.071	07
272	9	EN	11	HMC COMBAT GP	6503000000	2139300	09	17.900	10
274	9	EN	11	CO LT EQUIP	6503000000	2137900	211	17.900	10
276	9	EN	11	CO ASLT BRIDGE MOBILE	6506000000	2140500	207	7.500	0

279	9	EN	11	PLT ADM	05571673966	21438	25	17.999	10
280	9	EN	11	CO FLOAT BRIDGE	05070660000	3140100	220	16.327	16
284	9	EN	11	MHC CONSTRUCTION BDE	05111600096	3130530	120	3.127	3
285	9	EN	11	MHC COMBAT QCE CORPS	05101602000	3132400	121	1.000	1
286	9	EN	11	MHC CONSTRUCTION GROUP	05112670000	3132300	104	9.302	9
287	9	EN	99	CO DUMP TRUCK	05124663000	3143000	36	6.574	7
288	9	EN	11	CO CONSTRUCTION SUPPORT	05114696000	3142700	102	6.574	7
290	9	EN	11	9M CONSTRUCTION	05119670000	3136400	920	36.030	37
292	9	EN	11	CO DUMP TRUCK	05124663000	3143000	100	17.999	10
293	9	EN	11	CO SEP MECH/ARPO BDE	05127641000	1400000	200	6.600	6
296	9	EN	11	BN ARMO/MECH DIV	05145610000	9200000	1012	7.000	7
300	9	EN	11	CO PIPELINE CONST SPT	05177670000	3149700	100	6.010	6
312	9	EN	11	MHC ENGR COMMAND	05201690000	31303	222	1.000	1
330	9	EN	11	CO TOPO CORPS	05327666000	3153100	142	1.000	1
310	9	EN	11	CO BASE MAP CEPT	05344660000	3141500	170	1.000	1
312	9	EN	11	MHO BASE TOFC BN	05346670000	3133500	70	1.000	1
314	9	EN	11	CO BASE REPRODUCTION	05347670000	3140500	100	1.000	1
316	9	EN	11	CO BASE SURVEY	05348680000	3141000	177	1.000	1
318	9	EN	11	CO BASE PHOTMAP	05349690000	3139500	170	1.000	1
319	9	EN	11	CO WATER SUPPLY	05367680000	31540	114	1.010	1
322	9	EN	11	PLT FIREFTG (CHMT ZONE)	05510670000	31500	10	2.000	2
323	9	EN	11	DET INDUSTRIAL GASES PONG	05520680000	31600	40	3.000	3
324	9	EN	11	PLT FIREFIGHTING	05516670000	31500	24	17.114	17
329	9	EN	11	TM HE UTILITIES-22,900*	05530670000	3167900	31	2.000	2
327	9	EN	11	TM HE UTILITIES-10,000	05536670000	3167500	90	1.000	1
330	9	EN	11	TM SA FORESTRY	05520660000	3159600	40	1.000	1
332	9	EN	11	TM GE WELL DRILLING	05526660000	3160700	5	9.302	9
334	9	EN	11	TM GC WATER PURIF 3K CPM	05520660000	3167700	4	9.070	9
335	9	EN	11	TM GM WATER PURIF 12K CPM	05526660000	3167700	17	7.740	8
344	9	EN	11	TM WF UTIL-0,000*	05530670000	3160000	90	11.000	11
345	9	EN	11	TM HM FMO PLT CP MAINT	05530670000	3159900	16	2.000	2
348	9	EN	11	TM HA DIVING	05530670000	3150300	9	6.000	6
349	9	EN	11	TM HO PIPELINE DESIGN	05530670000	3160000	6	1.000	1
350	9	EN	11	TM HO WELDING	05520670000	3160400	2	11.702	11
351	9	EN	11	TM HC REAL ESTATE	05530670000	3160000	10	1.420	1
352	9	EN	11	TM HJ POWERLINES	05530670000	3162000	14	1.000	1
353	9	EN	11	TM IA TOPO PLAN + CONT	05540680000	3161400	20	1.000	1
360	9	EN	11	TM IJ TERRAIN	05540680000	3164000	13	2.000	2
370	9	FI	11	CO OS	14017600000	32040	110	26.760	27
381	9	FI	11	CO OS AR/IN/MECH DIV	14007600000	32040	110	7.000	7
382	9	JA	11	TM AA HQ	27000660000	3230200	9	1.000	1
384	9	JA	11	TM AA HQ	27000660000	3230300	4	1.000	1
386	9	JA	11	TM FC CLAIM ADJ	27000660000	3230500	11	1.320	1
388	9	JA	11	TM FC CLAIM CON ADJ	27000660000	3230700	10	1.000	1
390	9	JA	11	TM FA CLAIM INVS	27000660000	3230900	4	6.000	6
392	9	JA	11	TM HB GEN CH TRIAL	27000660000	3231100	10	2.000	2
394	9	JA	11	TM HA GEN CP	27000660000	3231300	6	4.000	6
396	9	JA	11	TM IA LEGAL ASST	27000660000	3231500	5	5.000	5
398	9	JA	11	TM IA LEGAL ASST	27000660000	3231700	4	1.000	1
400	9	JA	11	TM JA CONTRACT LAW	27000660000	3231900	14	1.000	1
402	9	JA	11	TM GB WAR CRIME	27000660000	3232100	5	1.000	1
404	9	JA	11	TM GA WAR CRIME INVS	27000660000	3232300	4	5.000	5
412	9	LG	11	MHC AREA SPT GROUP	54422690000	32447	212	9.704	10
413	9	LG	11	MHC S P COPMND	54422690000	32449	204	1.000	1
415	9	LG	11	MHC AREA SPT COPMND	54422690000	32451	374	1.000	1
417	9	LG	11	MHC CORPS SUPPORT BDE	54422690000	32453	272	1.000	1
418	9	LG	11	MHC TASCAN HQ	54422690000	32455	566	1.000	1
420	9	MD	11	BN DIV AR/IN/MECH	00035600000	0200374	393	7.000	7
424	9	MD	11	MHC MED COMMAND	00111700000	3270000	291	2.000	2
426	9	MD	11	MHO GP	00122661000	3270000	42	2.000	2
430	9	MD	11	MHO PN	00122661000	3270000	49	6.302	6
431	9	MD	11	DET RE BUS AND/PLD AND	00660600000	3270000	14	4.000	4
432	9	MD	11	CO AMBULANCE	00127660000	3270000	101	10.331	10
433	9	MD	11	DET SHOCK-INTENSIVE CARE	00300600000	3270000	6	4.000	4
434	9	MD	11	CO CLEANING	00128660000	3270000	123	6.331	6

438	9	MD	11	CO	ATR AMBULANCE	0013760026	3275600	103	1.600	1
447	9	MD	11	CO	ACR	00147M0000	3276600	129	2.600	2
448	9	MD	11	MHO	HOSPITAL CENTER	00522M0000	3276200	44	2.700	3
449	9	MD	11	DET	DISP CO	00620M0000	3206000	17	0.000	0
451	9	MD	11	DET	DISP GEN OC	00620M0000	3206200	22	1.600	1
459	9	MD	11	DET	PA ILLUSTRATION	00611M0000	3292000	0	0.000	1
461	9	MD	11	DET	ANESTHESIOLOGY (NG)	0063M00000	32007	3	4.613	5
462	9	MD	11	DET	QA MEDICAL	0062M00000	3205000	10	20.500	25
466	9	MD	11	DET	NY COLL BLOOD	00620M0000	3205000	10	4.630	4
469	9	MD	11	DET	NC BLOOD DISTR	00620M0000	3205000	0	0.000	0
470	9	MD	11	DET	NC DLCCC PROC	00620M0000	3205200	20	1.200	1
472	9	MD	11	DET	NE DENTAL LAB	0067000000	3200100	30	3.000	3
476	9	MD	11	DET	MA DENTAL SVC	0067000000	3200500	50	24.500	25
478	9	MD	11	DET	MA MEL AND	0066000000	3277000	47	90.700	90
482	9	MD	11	DET	QC MEL AND RESCUE	0066000000	3277000	17	9.700	10
483	9	MD	11	DET	QC MAH FAC	0063000000	3200100	7	2.000	3
484	9	MD	11	DET	KE NEUROSUPICAL	0063000000	3200300	7	5.727	6
486	9	MD	11	DET	ND ORTHOPEDIC	0063000000	3207700	9	5.727	0
488	9	MD	11	DET	PSYCHIATRIC UN	0062000000	3200000	40	1.333	1
489	9	MD	11	DET	KP R-E METABOLISM	0063000000	3200700	30	3.000	3
492	9	MD	11	DET	KA SURGICAL	0063000000	3207000	7	7.957	0
494	9	MD	11	DET	VET SVC LARGE	0060000000	3200000	50	2.450	0
496	9	MD	11	DET	VF THORACIC	0063000000	3200500	7	2.000	3
499	9	MD	11	DET	TRMT CHEM AGT	0063000000	3200500	10	1.000	1
500	9	MD	11	DET	VET SML ANIMAL HOSP	0060000000	3200000	10	1.000	1
502	9	MD	11	DET	VET SML ANIMAL DTSP	0060000000	3200100	0	1.000	3
504	9	MD	11	DET	RADIOLOGY MN	0063000000	3200100	3	0.000	0
506	9	MD	11	HOSP	FIELD	0051000000	3273200	200	2.700	5
510	9	MD	11	HOSP	GEN 1000 BED	0050100000	3273000	500	16.710	17
512	9	MD	11	HOSP	STA 300 BED	0050000000	3273000	210	7.420	7
514	9	MD	11	HOSP	STA 500 BED/COMP?	0050000000	3273000	330	6.400	6
516	9	MD	11	HOSPITAL	GENPAT SUPPORT	0012000000	32730	230	14.000	14
520	9	MD	11	HOSP	EVAC SEMI-MOBILE	0050100000	3274200	320	7.000	7
522	9	MD	11	MHO	CONVELESCENT CENTER	0050000000	3274000	260	2.700	0
524	9	MD	11	LAB		0060000000	3200700	110	5.030	6
528	9	MI	11	DET	MILITARY HISTORY	0013700000	32270	0	0.000	0
529	9	MI	11	TH	CENSORSHIP	3000000000	3300000	10	1.000	1
532	9	MI	11	DET	ACR/SEP IN ODE	3001000000	3337700	30	4.600	4
534	9	MI	11	MI	CO DIVING/ARMP/MECH	3001700000	3333700	93	7.000	7
536	9	MI	11	MI	CO CORP	3001000000	3337000	190	1.000	1
540	9	MI	11	MHC	GP CT	3000000000	3332700	217	1.000	1
541	9	MI	11	CO	CI	0006700000	33392	101	5.700	0
542	9	MI	11	DET	CENT REC FAC	3000000000	33390	40	1.000	1
543	9	MI	11	MI	GROUP TA	3000000000	33310	1020	1.000	1
546	9	MI	11	TH	CENSORSHIP OD	3000000000	33300	42	4.900	0
548	9	MP	11	CO	DIV AR/IN/MECH	1002700000	3200000	101	7.000	7
552	9	MP	11	MHC	BN	1007000000	33000	00	7.300	7
554	9	MP	11	CO	SEPARATE	1007700000	33070	100	36.700	37
556	9	MP	11	CO	PHYSICAL SECURITY	1009700000	3307700	100	10.377	10
560	9	MP	11	CO	GUARD	1004700000	3300000	127	9.770	10
562	9	MP	11	PLAT	HOSP SCIV	1000000000	3307000	30	19.000	20
563	9	MP	11	TH	MHC GP AF	1000000000	33000	00	1.000	1
566	9	MP	11	MHC	BRIGADE	1002000000	3300000	07	1.000	1
570	9	MP	11	BN	STED/REMAR TRNG GEN	1001000000	33024	113	2.400	0
571	9	MP	11	DET	LANG TH NA	1001000000	33007	3	30.700	37
572	9	MP	11	MHO	BN TEAM AD	1001000000	3300700	27	0.700	0
577	9	MP	11	DET	STED	1001000000	3300000	30	5.700	0
578	9	MP	11	DET	LC CRIME LAB	1000000000	3300000	10	1.000	1
579	9	MP	11	DET	LANG TH HO	1000000000	33000	10	14.000	14
582	9	MP	11	DET	LC CRIM INVS	1000000000	3300000	14	6.700	7
584	9	MP	11	DET	LC CRIM INVS	1000000000	3300000	27	12.000	13
586	9	MP	11	MHC	PH/CIV IAT INFO CEN	1001000000	3301000	03	1.000	1
588	9	OD	11	MHC	ANNO GROUP/FASCO	0002200000	3301000	91	0.017	1
589	9	OD	11	MHC	ANNO GROUP/FASCO	0002200000	3301000	91	0.010	1
590	9	OD	11	MHC	ANNO BN/FASCO	0003000000	3304100	103	1.000	2



594	9	OD	11	CO AMMO CONVL DS-GS	0933069800	3307000	309	6.256	6
595	9	OD	99	CO AMMO CONVL DS-GS	0933069800	3307001	191	9.213	9
598	9	OD	11	CO SP AMMO DS	0904767000	3309200	196	2.001	2
599	9	OD	11	DETDC AMMO RENOVLT WSCOM	0933069800	330900	69	.000	1
600	9	OD	11	CO SP AMMO GS-DS	0904060000	3304000	174	1.300	1
601	9	OD	11	CO SP AMMO GS-DS	0904060000	3304000	174	1.000	1
606	9	OD	99	CO TIRE REPAIR	0911760000	3305300	91	1.000	1
607	9	OD	11	DET NSL MAINT (AAD)	0955163000	3402500	92	10.070	10
610	9	OD	11	DET GA EXPL DSP FASCOM	0952069001	3309200	13	5.000	5
611	9	OD	11	DET GA EXPL DSP TASCAN	0952069001	3309200	13	2.037	3
612	9	OD	11	DET GB EOD CONTROL	0952069001	3309000	11	1.076	1
613	9	OD	11	DET MUNIT SAFETY CON	0952069001	3402700	10	1.000	2
614	9	PI	11	TM AE PRESS CAMP HQ	0952069001	3402300	17	1.000	1
615	9	OD	11	DET FM SHILLLAGH MNT CT	0952069001	3402500	2	14.970	19
616	9	PI	11	TM FA OPS	0952069001	3402500	13	1.000	1
618	9	PI	11	TM FP OPERATIONS	0952069001	3402500	5	10.000	10
619	9	OD	11	DET EI REDEVENNT CT DSG	0955060000	3402500	2	20.970	21
620	9	PI	11	DET FLO PRESS CENS AD	0955060000	3402500	33	1.000	1
621	9	OD	11	DET EJ LANCE MNT CT	0955060000	3402500	2	10.930	11
623	9	OD	11	DET EL CHAP MNT CT	0955060000	3402500	4	12.250	12
625	9	PO	11	MNC PSYOP GRUPE	3350060000	34300	62	1.000	1
626	9	PO	11	BN PSYOP (STRATEGIC)	3350060000	34320	274	1.000	1
627	9	OD	11	DET EN VULCAA MNT CT	0955060000	3402500	2	13.500	11
628	9	PO	11	BN PSYOP (COASOLI)	3350060000	34315	100	1.000	0
630	9	PO	11	CO PSYOP (TACTICAL I)	3350060000	34350	63	15.000	15
631	9	PO	11	BN PSYOP (TACTICAL II)	3350060000	34314	62	3.000	3
632	9	OM	11	MND PETRL GROUP	1020267000	3451300	74	1.000	1
635	9	OD	11	DET EN FAAR MNT CT SPT	0955060000	3402500	2	14.000	14
637	9	PO	11	CO PRINTING	3350060000	34500	54	1.000	1
640	9	OM	11	MNC PETRL SUP BN	1022669000	3451900	64	4.900	5
642	9	OM	99	CO PETRL SUP	1022669000	3461500	192	14.200	14
644	9	OM	11	CO PETRL SUP	1022669000	3460500	306	5.300	5
646	9	OM	99	CO LAUNDRY RENOV (CONM7)	1063760000	34567	73	9.010	10
648	9	OM	11	DET BA BN BC SALES	1050067000	3460000	56	3.407	3
649	9	OM	11	DET BA BN BC SALES REAR	1050067000	3460000	19	5.070	6
650	9	OM	11	DET LAUNDRY AND BATH	1050067000	3467500	11	2.700	0
670	9	OM	11	DET JC PETRL LAR MOBILE	1050067000	3460500	7	1.000	1
671	9	SC	11	PLT FWD AREA	1103000000	3515000	51	5.000	5
672	9	SC	11	BN CORPS	1103000000	3513400	1110	1.000	1
673	9	SC	11	CO CONSTRUCTION	1102760000	35060	210	4.000	4
675	9	SC	11	MNC CONSTRUCTION BN	1102660000	35070	64	1.000	1
676	9	SC	11	BN DIV AR/IN/MECH	1103000000	3500000	607	7.000	7
680	9	SC	11	BN ARMY AREA	1103000000	3502900	232	9.200	9
683	9	SC	11	MND SIGNAL BN	1111060000	35026	50	4.522	5
686	9	SC	11	CO SUPPORT	1111767000	3514500	363	2.310	2
687	9	SC	11	DET CRYPTO	2004060000	3519300	36	4.900	5
688	9	SC	11	MND GP SIG	1112267000	3509900	70	3.200	3
690	9	SC	11	CO MFOI/MO OPS	1112767000	3509200	340	6.000	6
694	9	SC	11	CO SPALL MO OPS	1114767000	3514000	119	15.000	16
696	9	SC	11	MNC TM COMM COMD	1130260000	3516600	291	1.000	1
698	9	SC	11	CO RADIO OPERATIONS	1130360000	3518000	190	1.000	1
700	9	SC	11	CO LARGE MO OPERATIONS	1132767000	3504000	304	2.000	2
701	9	SC	11	CO CABLE CONSTR	1134767000	35065	272	4.000	5
703	9	SC	11	MNC CABLE CONST BN	1134667000	35031	165	1.300	1
704	9	SC	11	CO PASSENGER	1135067000	3500000	113	1.000	1
706	9	SC	11	CO TROPO LT	1136769000	3515300	197	2.000	2
708	9	SC	11	CO TROPO HEAVY	1136069000	3515400	200	1.000	1
710	9	SC	11	CO PICTORIAL	1136069000	3514000	239	1.000	1
710	9	TC	11	MNC TRANSPORTATION COMD	5530260000	3551400	236	1.000	1
717	9	TC	11	MNC MOTOR TRANS ROY	5511690000	35512	139	1.000	1
718	9	TC	11	AGCY MOVEMENT CONTROL	5500060000	3506700	623	1.000	1
722	9	TC	11	MOV CON CEN PSPT ODE	5530760000	35772	79	1.000	1
724	9	TC	11	MND MTR TRANS GP	5531267000	3553600	92	2.200	2
726	9	TC	11	MND BN MTR TRANS FASCOM	5531067000	3555700	44	5.170	5
727	9	TC	11	MND BN MTR TRANS TASCAN	5531067000	3555700	44	5.000	5

730	9	TC	11	CO	NOM	TRK	PETRL	RFWD	55018062000	3570400	177	5.250	5
736	9	TC	11	CO	NOM	TRK	CARGO	RFWD	55018061000	3569800	177	2.331	2
735	9	TC	11	CO	NOM	TRK	CARGO	RFWD	55018061000	3569600	177	10.323	10
736	9	TC	95	CO	NOM	TRK	CARGO	RFWD	55018061000	3569600	04	0.921	9
738	9	TC	11	CO	NOM	TRK	REEFER		55018063000	3569600	195	1.616	2
740	9	TC	11	CO	NOM	TRK	PETRL	RFWD	55018062000	3570400	177	10.507	11
742	9	TC	11	CO	CAR	SPT	COMO		55019071000	3565500	107	1.000	1
743	9	TC	95	CO	CAR	SPT	COMO	TR	55019071000	3565500	01	1.000	1
744	9	TC	11	CO	HEAVY	TRUCK	RFWD		55020060000	3567500	192	4.650	5
746	9	TC	11	CO	TAC	CARRIER			55047000000	2569500	100	1.000	1
756	9	TC	11	MHC	ACF	MAINT	ON		55456090000	3554200	62	.791	1
752	9	TC	11	CO	LT/NOM	TRK	RFWD		55067000000	3560600	190	14.000	14
754	9	TC	95	CO	LT/NOM	TRK	RFWD	TR	55067000000	3560600	00	11.042	12
755	9	TC	11	MHC	TERMINAL	ONE			55111000000	35507	100	.104	0
756	9	TC	11	MHC	TERMINAL	GROUP			55112000000	3552400	107	.927	1
758	9	TC	11	MHC	TERMINAL	ON			55116000000	3557300	116	3.712	4
760	9	TC	11	CO	TERMINAL	SERVICE			55117000000	3527200	323	4.204	4
762	9	TC	95	CO	TERMINAL	SERVICE			55117000000	3527200	103	0.919	7
764	9	TC	11	CO	TERMINAL	TRF	RFASCOM		55110010000	3572000	233	4.716	5
765	9	TC	95	CO	TERMINAL	TRF	RFASCOM		55110010000	3572000	100	1.107	1
766	9	TC	11	CO	MEDIUM	BOAT			55120070000	3569100	174	1.799	2
768	9	TC	11	CO	HEAVY	BOAT			55120070000	3566900	176	1.799	2
772	9	TC	11	CO	LIGHT	AMPHIBIAN			55130000000	3567900	210	1.199	1
772	9	TC	11	CO	MEDIUM	AMPHIBIAN			55130000000	3562600	173	.999	1
776	9	TC	11	CO	FLY	CRAFT	MAINT	GS	55157000000	35666	245	.227	1
780	9	TC	11	CO	ACFT	MAINT	DS		55457000000	3563300	265	17.029	10
780	9	TC	11	CO	ACFT	MAINT	GS	RFWD	55450070000	3563100	290	9.601	10
790	9	TC	11	CO	ACFT	MAINT	GS	RFWD	55450070000	3563100	290	1.250	1
797	9	TC	11	CO	LIGHTERAGE	MNT	DS		55150000000	3563700	200	.563	1
901	9	DUMMY	UNIT	21/050	DAILY	GS	A				0	30.167	30
901	9	DUMMY	UNIT	21/467	DAILY	DS	A				0	11.102	11
902	9	DUMMY	UNIT	21/931	DAILY	DS	A				0	31.170	30
903	9	DUMMY	UNIT	21/15,000	DIVISIO						0	7.079	7
904	9	DUMMY	UNIT	21/15,000	TROOPS						0	19.975	20
905	9	DUMMY	UNIT	21/15,000	TROOPS						0	5.676	6
906	9	DUMMY	UNIT	21/00,000	THEATER						0	6.136	6
907	9	DUMMY	UNIT	21/210,000	DS	A					0	.473	1
908	9	DUMMY	UNIT	21/21,000	DS	ACFT					0	16.570	17
909	9	DUMMY	UNIT	21/29,000	GS	ACFT					0	9.631	10
970	9	DUMMY	UNIT	21/29,000	GS	ACFT					0	1.250	1
971	9	DUMMY	UNIT	FOR	COMMZ	POL	210				0	.900	1
972	9	DUMMY	UNIT	--	NO.	OF	AIRCRAFT				0	25.960	26
973	9	DUMMY	UNIT	--	EQUIVALENT	COR					0	1.000	1
975	9	DUM	N	UNIT	INTER	SIZE	THEAT				0	1.000	1
980	9	DUMMY	UNIT	2BASE	UNIT	TERMIN					0	9.112	9
982	9	DUMMY	UNIT	21/21,000	DS	ACFT					0	.776	1
984	9	KEY	UNIT	FOR	CGO	MOVEMENT	-				0	2.900	3
985	9	KEY	UNIT	FOR	CGO	MOVEMENT	-				0	14.500	15
986	9	DUMMY	UNIT	210,0	BEDS						0	22.200	22
987	9	DUMMY	UNIT	CORPS	POL						0	5.305	5
988	9	DUMMY	UNIT	ARMY	POL						0	14.200	14

0.0	0.0	0.0	0.0	0.0	0.0	0.0	0.0	0.0	0.0	0.0	0.0
1.0	1.0	1.0	1.0	1.0	1.0	1.0	1.0	1.0	1.0	1.0	1.0
1.0	0.3	0.3	0.0	0.0	0.0	0.0	0.0	0.0	0.0	0.0	0.0
902	4.6	15.1	19.7	2.0	1.1	1.1	1.1	1.1	1.1	1.1	1.1
905	17.9	2.3	20.2	1.3	0.7	1.6	1.6	1.6	1.6	1.6	1.6
905	9.0	0.0	13.0	3.7	21.2	4.3	4.3	4.3	4.3	4.3	4.3
907	2.7	30.0	32.7	3.7	57.9	11.0	11.0	11.0	11.0	11.0	11.0
909	3.9	4.9	8.8	0.5	0.6	1.1	1.1	1.1	1.1	1.1	1.1
919	0.2	15.0	16.0	1.3	0.2	0.6	0.6	0.6	0.6	0.6	0.6
921	0.2	15.7	15.9	1.3	0.4	0.5	0.5	0.5	0.5	0.5	0.5



928	0.2	15.0	16.0	1.3	0.0	0.3
929	0.4	8.1	8.5	1.0	0.0	0.4
932	0.2	7.0	8.0	0.7	0.0	0.5
938	0.4	8.1	8.5	1.0	0.0	0.5
943	2.8	10.2	13.0	6.0	0.0	0.0
949	10.7	10.2	20.9	0.0	0.0	0.0
951	0.0	7.3	7.3	0.0	0.0	0.0

NCON

0						TOLRSW
0						RESCON
0						ALRTYP
0						SUBSM
0						UMIXSW
1						GRPSW
1						AGGRSW

AGGREGATE NO	1	AG	F	F
			49	
			50	
			51	
			55	
			57	
			58	
			60	
			62	
			64	
			66	
			70	
			72	
			76	
			78	
			80	
			81	
			83	
			84	
			88	
			89	
			90	
			92	
			94	
			102	
AGGREGATE NO	2	AV	F	F
			121	
			122	
			123	
			125	
			127	
			128	
			129	
			130	
			131	
			132	
			133	
			134	
			135	
			136	
			137	
			138	
			139	
			140	
			141	
			142	
			143	
			144	
			146	
			...	

		148	
		149	
		150	
		152	
		153	
AGGREGATE NO 3	CA		F F
		154	
		155	
		156	
		157	
		158	
		161	
		163	
AGGREGATE NO 4	CM		F F
		145	
		147	
		151	
		159	
		160	
		162	
		164	
		165	
		166	
		167	
		168	
		169	
AGGREGATE NO 5	CS		F F
		170	
		171	
		172	
		173	
		174	
		175	
		176	
		177	
		178	
		179	
		180	
		181	
		182	
		183	
		184	
		185	
		186	
		187	
		188	
		189	
		190	
		191	
		192	
		194	
		196	
		198	
		200	
		204	
		208	
		210	
		212	
		214	
		216	
		217	
		218	
		219	
		220	
		223	
		224	
		227	

		227	
		228	
		229	
		230	
		231	
		232	
		233	
		234	
		236	
		238	
		239	
		240	
		241	
		242	
		244	
		245	
		246	
		248	
		250	
		252	
		254	
		256	
		258	
		260	
		261	
		262	
		263	
		269	
AGGREGATE NO	6	EN	F F
		270	
		271	
		272	
		273	
		274	
		275	
		276	
		277	
		278	
		279	
		280	
		281	
		282	
		283	
		284	
		285	
		286	
		287	
		288	
		289	
		290	
		291	
		292	
		293	
		294	
		295	
		296	
		297	
		298	
		299	
		300	
		301	
		302	
		303	
		306	
		308	
		311	

	310	
	312	
	314	
	316	
	318	
	319	
	322	
	323	
	324	
	325	
	326	
	327	
	329	
	330	
	332	
	333	
	334	
	335	
	336	
	337	
	340	
	344	
	345	
	346	
	348	
	349	
	350	
	351	
	352	
	353	
	356	
	357	
	359	
	360	
	362	
	364	
	369	
	376	
	370	
	372	
	374	
	377	
AGGREGATE NO 7	FI	F F
	378	
	379	
	380	
	381	
	383	
AGGREGATE NO 8	NO	F F
	2	
	3	
	4	
	5	
	6	
	7	
	8	
	9	
	10	
	11	
	12	
	13	
	14	
	15	
	17	
	19	
	20	
	..	



		44	
		22	
		23	
		24	
		25	
		26	
		27	
		28	
		29	
		30	
		31	
		32	
		33	
		34	
		35	
		36	
		37	
		40	
		097	
		099	
AGGREGATE NO 9	JA		F F
		382	
		384	
		386	
		388	
		390	
		392	
		394	
		396	
		398	
		400	
		410	
		411	
AGGREGATE NO 10	LG		F F
		412	
		413	
		414	
		415	
		416	
		417	
		418	
AGGREGATE NO 11	MO		F F
		419	
		420	
		421	
		422	
		424	
		426	
		428	
		430	
		431	
		432	
		433	
		434	
		436	
		438	
		440	
		442	
		444	
		446	
		448	
		450	
		454	
		456	
		458	
		459	
		...	



		460	
		461	
		462	
		466	
		468	
		470	
		472	
		476	
		478	
		480	
		482	
		484	
		486	
		488	
		490	
		492	
		494	
		496	
		498	
		500	
		502	
		504	
		506	
		508	
		510	
		512	
		514	
		518	
		520	
		522	
		524	
		526	
AGGREGATE NO 12	MH		F F
		528	
AGGREGATE NO 13	MI		F F
		16	
		18	
		104	
		106	
		107	
		108	
		109	
		110	
		111	
		112	
		113	
		114	
		116	
		118	
		120	
		529	
		530	
		532	
		534	
		535	
		536	
		537	
		539	
		540	
		541	
		542	
		543	
		545	
		546	
AGGREGATE NO 14	MP		F F
		547	
		548	



		548	
		549	
		550	
		551	
		552	
		554	
		556	
		558	
		560	
		562	
		563	
		564	
		566	
		567	
		568	
		569	
		570	
		571	
		572	
		574	
		576	
		577	
		578	
		579	
		580	
		582	
		584	
		586	
AGGREGATE NO 15	00		F F
		588	
		589	
		590	
		591	
		592	
		594	
		595	
		598	
		599	
		600	
		601	
		602	
		603	
		604	
		606	
		607	
		610	
		611	
		612	
		613	
		615	
		619	
		621	
		623	
		627	
		628	
AGGREGATE NO 16	PI		F F
		614	
		616	
		618	
		620	
		622	
		624	
AGGREGATE NO 17	PO		F F
		625	
		626	
		628	
		629	



		629	
		630	
		631	
AGGREGATE NO 18	QM	637	F F
		632	
		634	
		636	
		638	
		642	
		644	
		650	
		652	
		653	
		654	
		655	
		656	
		660	
		662	
		666	
		669	
		670	
AGGREGATE NO 19	SC		F F
		671	
		672	
		673	
		674	
		675	
		676	
		677	
		678	
		679	
		680	
		681	
		682	
		683	
		684	
		685	
		686	
		687	
		688	
		690	
		692	
		694	
		696	
		698	
		700	
		701	
		702	
		703	
		704	
		706	
		708	
		710	
		712	
AGGREGATE NO 20	TC		F F
		716	
		717	
		718	
		720	
		722	
		724	
		726	
		727	
		728	
		739	
		740	



733
 734
 735
 736
 738
 740
 741
 742
 743
 744
 745
 746
 747
 748
 750
 752
 753
 754
 755
 756
 758
 760
 762
 764
 765
 766
 768
 770
 772
 776
 779
 779
 780
 782
 783
 784
 785
 787
 792
 793
 786
 788
 789
 799
 796
 797
 798
 800

ENDAGGREGATES

0	0	1	0	0	0	0	0	0	0	DEV	SM
0.0	0.0	0.0	0.0	0.0	0.0	0.0	0.0	0.0	0.0	0.0	0.0
0.0	0.0	0.0	0.0	-0.25	0.0	-0.25	0.0	0.0	0.0	0.0	0.0
0.0	0.0	0.0	0.0	0.0	0.0	0.0	0.0	0.0	0.0	0.0	0.0
0.0	0.0	0.0	0.0	0.0	0.0	0.0	0.0	0.0	0.0	0.0	0.0
-0.25	-0.25	-0.25	-0.25	-0.25	-0.25	-0.25	-0.25	-0.25	-0.25	-0.25	-0.25
-0.25	-0.25	-0.25	-0.25	-0.25	-0.25	-0.25	-0.25	-0.25	-0.25	-0.25	-0.25
-0.25	-0.25	-0.25	-0.25	-0.25	-0.25	-0.25	-0.25	-0.25	-0.25	-0.25	-0.25
-0.25	-0.25	-0.25	-0.25	-0.25	-0.25	-0.25	-0.25	-0.25	-0.25	-0.25	-0.25
-0.25	-0.25	-0.25	-0.25	-0.25	-0.25	-0.25	-0.25	-0.25	-0.25	-0.25	-0.25
-0.25	-0.25	-0.25	-0.25	-0.25	-0.25	-0.25	-0.25	-0.25	-0.25	-0.25	-0.25
-0.25	-0.25	-0.25	-0.25	-0.25	-0.25	-0.25	-0.25	-0.25	-0.25	-0.25	-0.25
-0.25	-0.25	-0.25	-0.25	-0.25	-0.25	-0.25	-0.25	-0.25	-0.25	-0.25	-0.25
-0.25	-0.25	-0.25	-0.25	-0.25	-0.25	-0.25	-0.25	-0.25	-0.25	-0.25	-0.25
-0.25	-0.25	-0.25	-0.25	-0.25	-0.25	-0.25	-0.25	-0.25	-0.25	-0.25	-0.25
-0.25	-0.25	-0.25	-0.25	-0.25	-0.25	-0.25	-0.25	-0.25	-0.25	-0.25	-0.25
-0.25	-0.25	-0.25	-0.25	-0.25	-0.25	-0.25	-0.25	-0.25	-0.25	-0.25	-0.25



RMS			
	RMS	C9.2	+22.0
	RMS	C9.5	+56.0
	RMS	C9.6	+4.3
	RMS	C9.7	+4.0
	RMS	C9.3	+4.0
	RMS	C919	+21.0
	RMS	C920	+6.0
	RMS	C924	+7.0
	RMS	C929	+8.0
	RMS	C929	+12.0
	RMS	C932	+3.0
	RMS	C938	+10.0
	RMS	C943	+1.0
	RMS	C949	+2.0
	RMS	C951	+17.0
	RMS	TCSTOL	+1.0
	RMS	TSSTRL	+1.0
	RMS	TFSTRL	+1.0
	RMS	TCCSTL	+1.0
	RMS	TSCSTL	+1.0
	RMS	TFCSTL	+3236.278
FNCTA			



Appendix B

DESCRIPTION OF CONGEN AND ITS ROUTINES

Overview	156
Descriptions of Routines	165
Figures	
B1. General Logic Flow of CONGEN Execution	157
B2. General Relationship of CONGEN Routines, and Definition of Overlays	161
Tables	
B1. Definition of CONGEN I/O Units	159
B2. Entry Points of CONGEN Routines	162
B3. Possible Calls by Each CONGEN Routine	163
B4. Possible "Normal" CONGEN Terminations	166
B5. Incidence of Labeled Common Blocks in CONGEN Routines	167
B6. Definition of CONGEN Labeled Common Blocks	169
B7. Incidence of CONGEN Variables in Labeled Common Blocks	170
B8. Definition of CONGEN Common Variables	175



Appendix B

DESCRIPTION OF CONGEN AND ITS ROUTINES

OVERVIEW

This appendix, together with the listing of the CONGEN source program in Appendix C, documents the CONGEN program as it is operational at USAMSSA.

CONGEN is written entirely in the FORTRAN IV language for operation on USAMSSA's IBM 360/65 computer system. It is also operational on RAC's CDC 6400 computer system. There are several differences between the programs at the two installations. These differences are not documented here.

The program is overlaid, and some data is packed.

Figure B1 is the general logic flow of CONGEN execution. Assuming an understanding of the modeling system as described in Volume I and the text of this volume, and relying on the following detailed discussion of each routine, the figure is self-explanatory. The sequence of data input in subroutine INIT and its subroutines is shown in Fig. 18 in Chapter 3.

Table B1 defines the CONGEN input and output units. Normally, unit 7 is concatenated with unit 4 and then with a data set of right hand side (RHS) values prepared by the user to form the complete LP matrix file for input to MPS/360 or OPTIMA.

Figure B2 portrays the general relationship of CONGEN routines, and it also defines the program overlays.

Table B2 lists the entry points for each routine.

Table B3 is an incidence table of possible calls by each CONGEN routine.

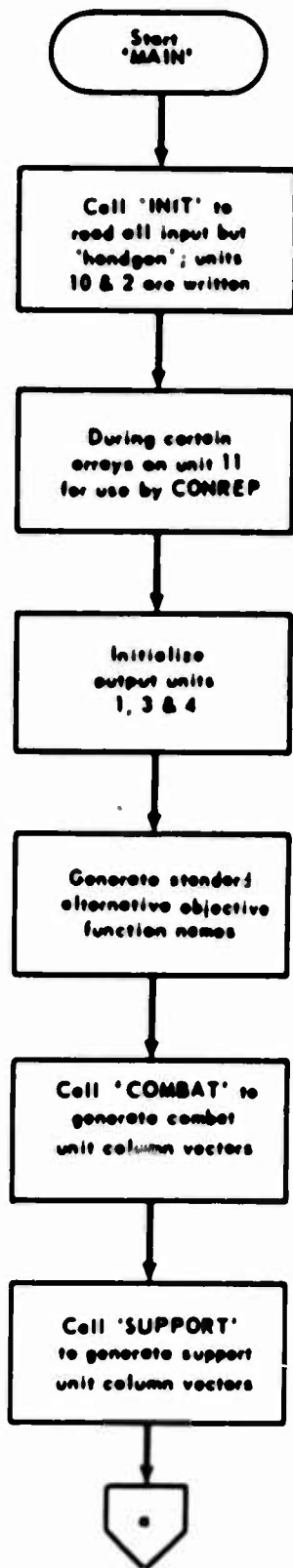


Fig. B1 - General Logic Flow of CONGEN Execution

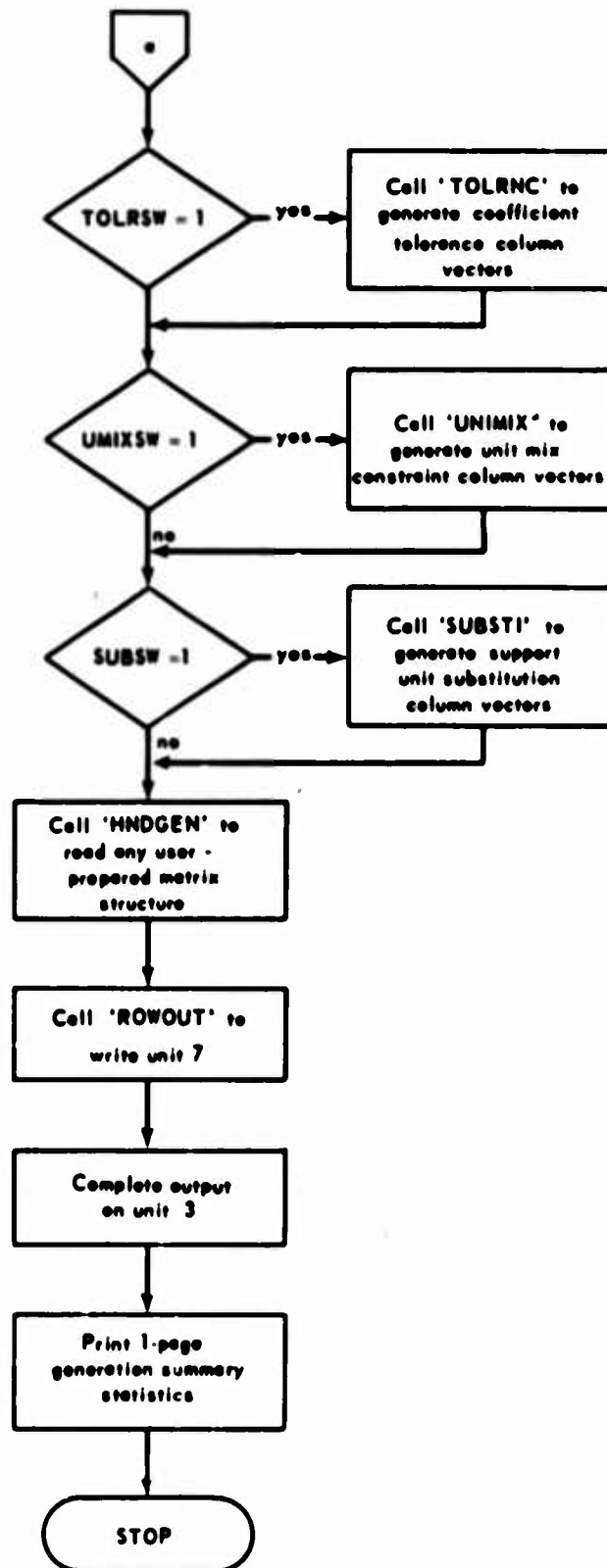


Fig. B1 - General Logic Flow of CONGEN Execution (cont'd)

Table B1

DEFINITION OF CONGEN I/O UNITS

FORTRAN logical unit	File	Input or output	Formatted or binary	Definition	Disposition
1	1	Output	Formatted	List of model column vector names generated.	May aid some solution strategies using OPTIMA.
2	1	Output	Formatted	List of unit DIM numbers, titles, SRC, numbers and TPSNs.	Input to CONREP as FTILFOOL.
3	1	Output	Formatted	List of advanced start bases vectors.	Input to MPS/360's INSERT or OPTIMA's MAPIN.
4	1	Output	Formatted	List of matrix coefficients generated.	Concatenated with unit 7 and a data set of RHS values to form the LP model for input to MPS/360 or OPTIMA.
5	1	Input	Formatted	System input; all CONGEN card-image input.	
6	1	Output	Formatted	System Output; 1-page generation summary statistics.	
7	1	Output	Formatted	List of model row vector names generated.	Concatenated with unit 4 and a data set of RHS values to form the LP model for input to MPS/360 or OPTIMA.
8	1	Input	Binary	Battalion Slice model FTN-OF001 produced by APR0G; source of A-matrix and other data.	

Table B1 (Cont'd)

FORTRAN logical unit	File	Input or Output	Formatted or binary	Definition	Disposition
8	2	Input	Binary	Battalion Slice model FT75FOO1 produced by APPROG; B-matrix data.	
8	3	Input	Binary	Battalion Slice model FT65FOO1; cost factors.	
10	1	Output/ Input	Binary	Dump of certain CONZEN arrays storing basic structural data.	May be input to a subsequent (from a previous) CONZEN run to bypass the reading of unit 8.
11	1	Output	Binary	Dump of certain CONZEN arrays.	Input to CONREP as FT04FOO1.

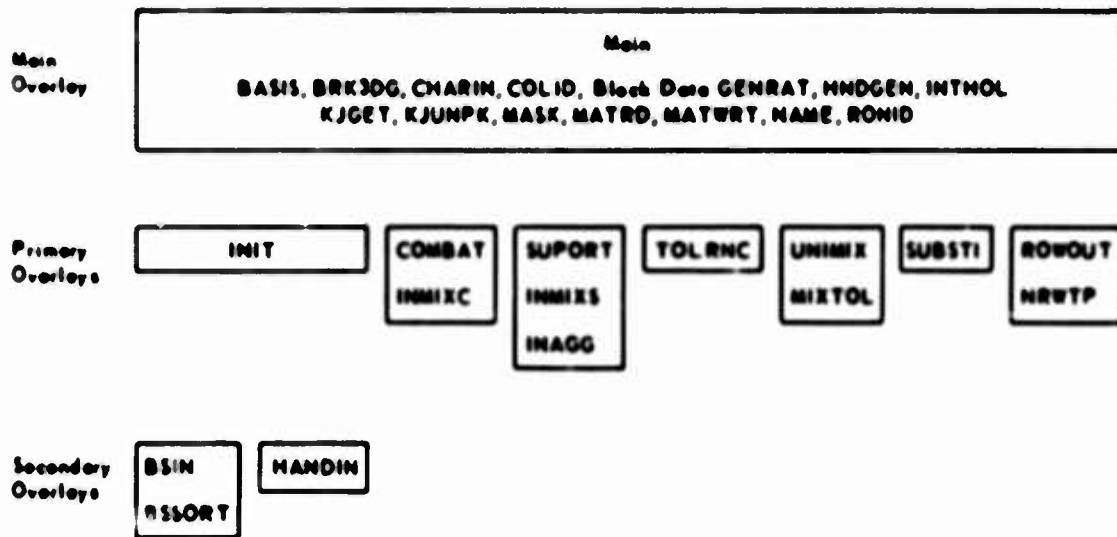


Fig. 62—General Relationship of CONGEN Routines, and Definition of Overlays

Table E2

ENTRY POINTS OF CONGEN ROUTINES

Routine	Entry points
Main	Main
BASIS	BASIS
BRK3DG	BRK3DG
CHARIN	IN1, IN2, IN3, IN4
COLID	COLID
HDGGEN	HDGGEN
INTHOL	INTHOL
KJGET	KJGET
KJUNPK	KJUNPK
MASK	MASK
MATRD	MATRD
MATVRT	MATVRT
NAME	NAME
ROWID	ROWID
INIT	INIT
BSIN	BSIN
BSSORT	BSSORT
HANDIN	HANDIN
COMBAT	COMBAT
DMIXC	DMIXC
SUPORT	SUPORT
DMIXS	DMIXS
DMAGG	DMAGG
TOLRNC	TOLRNC
UNDMIX	UNDMIX
MIXTOL	MIXTOL
SUBSTI	SUBSTI
ROWOUT	ROWOUT
NRWTP	NRWTP

Table B3

POSSIBLE CALL BY EACH CONGEN ROUTINE

Calling routine	Called Routine																																				
	Main	BASIS	BRK3DG	CHARIN(IN1)	CHARIN(IN2)	CHARIN(IN3)	CHARIN(IN4)	COLID	HNDGEN	ITHTOL	KJGET	KJUNPK	MASK	MATRD	MATWRT	NAME	HOWID	INIT	BSIN	BSSORT	HANDIN	CONCAT	TRMIXC	SUFORT	INMIXS	IMAGG	TOLEFNC	UMINIX	MIXTOL	SUBSTI	ROMOUT	NRMWTP					
Main																		X				X															
BASIS																																					
BRK3DG																																					
CHARIN(IN1)																																					
CHARIN(IN2)																																					
CHARIN(IN3)																																					
CHARIN(IN4)																																					
COLID																																					
HNDGEN																																					
ITHTOL																																					
KJGET																																					
KJUNPK																																					
MASK																																					
MATRD																																					
MATWRT																																					



Table B3 (Cont'd)

Calling routine		Called routine																														
NAME		CHARIN(IN1)	CHARIN(IN2)	CHARIN(IN3)	CHARIN(IN4)	COLID	HNDGEN	INTHOL	KJGET	KJUNPK	MASK	MATRD	MATWRT	NAME	ROWID	INIT	BSIN	BSSORT	HARDIN	COMBAT	INMIXC	SUPORT	INMIXS	INAGG	TOLRNC	UNIMIX	MIXTOL	SUBSTI	RCWOUT	NRWTP		
Main																																
BASIS																																
BRK3DG		X																														
CHARIN(IN1)		X																														
CHARIN(IN2)			X																													
CHARIN(IN3)			X	X																												
CHARIN(IN4)			X	X	X																											
COLID						X																										
HNDGEN																																
INTHOL								X																								
KJGET									X																							
KJUNPK										X																						
MASK											X																					
MATRD												X																				
MATWRT												X																				
NAME												X																				
ROWID												X																				
INIT										X																						
BSIN													X																			
BSSORT																	X															
HARDIN																			X													
COMBAT														X																		
INMIXC																					X											
SUPORT															X																	
INMIXS																							X									
INAGG																								X								
TOLRNC																																
UNIMIX																																
MIXTOL																																
SUBSTI																																
RCWOUT																																
NRWTP																																

Table B4 defines the possible normal CONGEN terminations. CONGEN does not perform extensive checking for bad or inconsistent data; it is possible for CONGEN to terminate abnormally.

All common variables are in labeled common blocks. Table B5 is an incidence table of labeled common blocks in each routine. Table B6 defines the labeled common blocks in terms of a listing of the variables and arrays in each. Table B7 is an incidence table of variables and arrays in common blocks. This allows easy determination of the block containing a particular variable. Table B8 contains definitions of each common variable and array. The next sections discuss each routine in turn, in the order in which they were listed in the preceding tables.

DESCRIPTION OF ROUTINES

Main

In general, the main routine controls CONGEN execution by calls to subroutines. It does however, perform some initialization and matrix generation itself. The order of execution of the main routine is:

- (a) Initialize matrix size counters.
- (b) Call subroutine INIT to read all input data but any user-prepared matrix structure. INIT and its subroutines produce output units 2 and 10.
- (c) Write the binary file of data on unit 11 to be passed to CONREP.
- (d) Initialize output units 1, 3 and 4.
- (e) Generate the 6 or 7 standard alternative objective function names and insert them into the advanced start basis (unit 3) by calls to subroutine BASIS.
- (f) Call subroutine COMBAT to generate column vectors representing the number of each combat unit type in the force, and optionally, short- and longfalls from their right-hand side (RHS) values.
- (g) Call subroutine SUPORT to generate column vectors representing the number of each support unit type in the force, and optionally, force and requirements short- and longfalls.

Table B4

POSSIBLE "NORMAL" CONGEN TERMINATIONS

Termination	Routine	Message/Condition
CALL EXIT	Main	Normal exit, "successful" matrix generation.
STOP 0001	SUPPORT	"Support unit xxx requires more than 100 percent of itself." A bad B-matrix coefficient was input.
STOP 0002	ROWID	"RNames has overflowed." An attempt was made to generate a model with more rows than for which arrays RNames and RTYPES have been dimensioned. Current dimensioning allows up to 3000 rows.
STOP 0003	INTHOL	"INTHOL called with I ≠ (0,1,...,9)." Other than a 1-digit integer was input to function INTHOL for conversion to a Hollerith character.
STOP 0004	KJGET	"KJGET called with ID not in array DIM." Other than the DIM number of a unit to be modeled was input to function KJGET for the calculation of the sequence number of the unit.
STOP 0005	BSIN	"Coefficient storage capacity exceeded with NANZ = xxxxx." An attempt was made to read and store more A-matrix coefficients than for which arrays KJCOEF and COEF were dimensioned. NANZ is the count of A-matrix coefficients read so far. Current dimensioning allows up to 8000 total A- and B-matrix coefficients.
STOP 0006	BSIN	"Coefficient storage capacity exceeded with NBNZ = xxxxx". An attempt was made to read and store more total A- and B-matrix coefficients than dimensioning allows, while reading B-matrix coefficients. NBNZ is the count of B-matrix coefficients read so far.

Table B5
INCIDENCE OF LABELED COMMON BLOCKS IN CORGE ROUTINES

Routine	Common Block																										
	AGG	AIJ	ALPHA	BFT	COLCMT	CSL	DESCRP	PRVAT	RPT	GROUP	LSYS	MIX	MAES	NCON	ORJS	PRDCT	RANFAC	REQTOL	REQOLU	INCRS	SIGN	SPAN	SPTRUN	SSL	TITLE	TRMIX	
Main	X	X	X	X	X	X	X	X	X	X	X	X	X	X	X	X	X	X	X	X	X	X	X	X	X	X	X
ZACIS				X																							
BRK3DG											X																
CHARIN																											
COLID					X						X																
Block Data			X	X																							
INPOL			X									X															
KJGET											X																
KJURPK																	X										
MARK																		X									
MATRD																											
MATRT																											
MAE											X																
RMID																											
INIT	X					X	X	X	X	X	X	X		X													





Table P5 (continued)

Headline	Common Block																										
	AGG	AIC	ALPHA	BBT	COLGAT	CSL	DECRPT	DEVIAT	ERT	GRCP	LPBYS	MIX	MAIS	MOCH	OR.S	PRBT	RDNG	TRJOL	RESPT	ACB	BIC	SPM	STPLS	STP	TIME	TRJOL	
ISLI							X										X	X	X						X		
ICRPT							X										X		X							X	
EAFTN							X		X								X	X	X							X	
CONAT			X	X		X	X	X	X	X		X	X	X	X		X	X	X							X	
IPMTC							X				X	X					X	X	X							X	
SUOPT	X		X	X			X	X		X		X	X	X	X		X	X	X					X		X	
IPMTC							X				X	X					X	X	X							X	
IPMTC	X											X														X	
TOLENC			X	X			X						X				X	X	X							X	
UNLIX			X	X								X	X				X	X	X							X	
MIXTOL			X	X								X	X				X	X	X							X	
SUBSTI			X										X													X	
ACOST																										X	
ISMIP	X																									X	

Table B6

DEFINITION OF CONGEN LABELED COMMON BLOCKS

Block	Definition
AGG	AGRSW, NAGGR, AGGROT(750), INDAAG, INDAAG(20,2), AGLAB(25)
AIJ	NNAIJ
ALPHA	NU(35)
BET	STR, LGL
COLCWT	LSTCOL
CSL	CSTYP(60), CSPER(60), CLTYP(60), CLPER(60)
DESCRP	STRWTH(760), DIM(760), COST(760)
DEVIAT	CSSW, CLSW, SRSSW, SRLSW, SPSSW, SFLSW
EFF	NEFF, EFFLAB(6,3), EFF(60,6)
GROUP	GRPSW, GROUP(760), IGROUP(760,2)
LPSYS	IANGSW, PRENAM(2), DATSOR
MIX	UMIXSW, NMIXES, MIXES(100,3), IMIXES(100)
NAMES	NVAR1, NVAR2, NROW1, NROW2, NIX, NIN
NCON	NCON(60), RESCON(6)
OBJS	OBNAME(7,2), NOBJ
PRBCT	INDEX
REQFAC	COEF(8000), KJCOEF(8000), NAWZ, NBNZ
REQTOL	TOLRSW, TOLS(2350,3), NTOLS, ALRTYP
RESOLU	NCOMBT, NSURPT, NPRAM, NPRAMU
ROWS	RNAMES(3000,2), RTYPES(3000)
SIGN	NEG, PLUS, ZERO, BLK, FREE
SPAN	NCNT
SPTSUB	SUBSW, SUB(100), KJSUB(100,2), NSUBS
SSL	SDVTYP(700), SRSRPER(700), SRLPER(700), SPSRPER(700), SFLPER(700)
TITLE	ITITLE(7), ISRC(3), IPTSN(2)
TMPMIX	MXIND, IMMIX(10)



Table 37
 OCCURRENCE OF COMMON VARIABLES IN LABELED COMMON BLOCKS

Variable	A70	A1J	ALPHA	BRT	COLCMT	CSL	DESCR	DEVIAT	EVY	GROUP	LPSTY	MIX	NAMES	NCON	ORUS	PRDCT	RADJAC	REDFOL	REDFOL	ROUJ	SIGN	SPAN	SITSUB	SPL	TITLE	TRMIX
ACORCT(750)	X																									
ACORST	X																									
AGLAB(25)	X																									
ALFTT																		X								
BLK																					X					
CLPER(60)						X																				
CLSN								X																		
CLTTP(60)						X																				
COET(8000)																										
COOT(760)							X																			
CSTEN(60)						X																				
CSTP								X																		
CSTTP(60)						X																				
DATSOR											X															
DTI(760)							X																			
EFT(60,6)										X																
EFTLAB(5,3)										X																
FREE																										X

Table B7 (Cont'd)

Variable	AOO	AJ	ALPHA	BET	COLCVT	CSL	DESCRPT	DEVIAT	EVT	GROUP	LSTYS	MIX	NAVES	NCON	OBJ	PRCT	PRQVAC	PROVCL	RESOLU	ROWS	SIGN	SPAN	SPTSUB	SSL	TITLE	TDRM
GROUP(760)									X																	
GROUP									X																	
IGROUP(760,2)									X																	
INDEX(10)																										X
INDEX(100)												X														
INDEX																										
INDEX(20,2)																										
INDEX(3)																										
INDEX(7)																									X	
INDEX(2)																									X	
INDEX(6000)																									X	
INDEX(100,2)																									X	
INDEX																										
INDEX																										
INDEX(100,3)																										
INDEX																										
INDEX																										





Table B7 (Cont'd)

Variable	AGG	AJ	ALPHA	PRT	COLCPT	CSL	DESCRP	DEVIAT	RFP	GROUP	LEYS	MIX	NAMES	NCON	OBJ	PABCT	RSPAC	RSPAC	RESOLU	ROWS	SIGN	SPAN	SPTSUB	SSL	TITLE	TRPMIX
ANZ																										
BEZ																		X								
CON																										
CONJ																										
CON(60)																										
DET																										
REG																										
REGS																										
REAC		X																								
RE																										
REX																										
REJ																										
REPA																										
REPA2																										
REPA3																										
REPA4																										
REPA5																										
REPA6																										
REPA7																										
REPA8																										
REPA9																										
REPA10																										

Table 37 (Cont'd)

Variable	Common block																										
	ADD	AIJ	ALPHA	INT	COLCPT	CSL	DESCRIP	DRVIAT	EVT	GROUP	LPSYS	MIX	NAMES	NCON	OBJ	PRDCT	RDPFAC	RECTOL	RESOLU	ROWS	SIGN	SPAN	SPTSUB	SSL	TITLE	TRNMIX	
BI(35)			X																								
BYAP1													X														
BYAR2													X														
CEASE(7,2)															X												
FLX																					X						
PRELAI(2)																											
RESOUR(6)																											
NUMER(3000,2)																											
RTYPE(3000)																											
SMYTH(700)																											
SLYER(700)																											
STLS																											
SFSYR(700)																											
STUD																											
SLYER(700)																											
SNLSW																											
SFCYR(700)																											
RSSS																											



Table 37 (Cont'd)

Variable	ADD	ALU	ALVA	AMT	OLCMT	CSL	DESCR	DEVIAT	KTY	GROUP	LPST	NIX	INQES	NCON	OBJC	PUBCT	REQVAC	REOTCL	RESOLU	ROWS	SIGN	SPAN	SPSUB	SSL	TITLE	TRMIX
STR				X																						
STNTH(76)							X																			
STB(10)																							X			
STSC																							X			
T LPS																										
TOLS(2150,3)																										
TRMIX																										
TRNO																										

Table B8

DEFINITION OF CONGEN COMMON VARIABLES

Name	Dimension	Type	Input or Internal	Definition
AGGROT	(750)	Alpha & Integer	Input	Two-character label for, packed types of 2 model rows for, and DIM numbers of units included in each support unit aggregate.
AGGRSW		Integer	Input	Switch indicating whether or not support unit aggregates are to be modeled.
AGLAB	(25)	Alpha	Internal	Two-character label for each support unit aggregate, passed to CONREP.
ALRTYP		Integer	Input	Type of all allocation rule rows.
BLX		Alpha	Internal	A Hollerith blank used in row and column names and row types.
CLPER	(60)	Real	Input	Coefficients of basic combat units columns in rows limiting combat unit longfalls.
CLSW		Integer	Input	Switch indicating whether or not combat unit longfalls are to be modeled.
CLTYP	(60)	Alpha	Input	Type of each row limiting combat unit longfalls.
COEF	(8000)	Real	Input	A- and B-matrix allocation rule coefficients.
COST	(760)	Real	Input	Unit cost of each combat and support unit type modeled.
CSPER	(60)	Real	Input	Coefficients of basic combat unit columns in rows limiting combat unit shortfalls.
CSSW		Integer	Input	Switch indicating whether or not combat unit shortfalls are to be modeled.
CSTYP	(60)	Alpha	Input	Type of each row limiting combat unit shortfalls.

Table B6 (Cont'd)

Name	Dimension	Type	Input or Internal	Definition
DATSOR		Integer	Input	Indicator of the source of basic structural data.
DTM	(760)	Integer	Input	DTM number of each combat and support unit modeled.
EFF	(60,6)	Real	Input	Coefficient of each combat unit modeled in each effectiveness index modeled.
EFFLAB	(6,3)	Alpha	Input	Two-part row name and row type for each combat unit effectiveness index.
FREE		Alpha	Internal	Hollerith "F" used as an unconstraining row type indicator.
GROUP	(760)	Real	Input	
GRPSM		Integer	Input	Switch indicating whether or not to generate a unit group constraint.
IGROUP	(760,2)	Integer	Input	
IDMIX	(10)	Integer	Internal	Sequence numbers of the unit mix constraints in which a unit is included.
INDICES	(100)	Integer	Input	DTM numbers of units included in each unit mix constraint.
INDAGG		Integer	Internal	Number of aggregates in which a support unit is included.
INDEX		Integer	Internal	Number of model rows generated
INMAG	(20,2)	Alpha	Internal	Two-character label and packed row types for each aggregate in which a support unit is included.
ISRC	(3)	Alpha	Input	SRC number of a combat or support unit.
ITITLE	(7)	Alpha	Input	Title or label of a combat or support unit.
ITPSM	(2)	Alpha	Input	TPSM of a combat or support unit.
KJCOEF	(8000)	Integer	Input	Packed DTM numbers of the supported and supporting units of each allocation rule coefficient.

Table B8 (Cont'd)

Name	Dimension	Type	Input or Internal	Definition
KJSUB	(100,2)	Integer	Input	DTM numbers of the two units of each support unit substitution.
LANGSW		Integer	Input	Indicator of the MFS in whose format the matrix is generated.
LGL		Alpha	Internal	Hollerith "LGL" used in generating the advanced start basis.
LSTOOL		Alpha	Internal	Number of model columns generated.
MIXES	(100,3)	Real	Input	Mix entry and the lower and upper tolerance for each unit in each unit mix constraint.
MOBIND		Integer	Internal	Number of unit mix constraints in which a unit is included.
MOCCR		Integer	Internal	Number of support unit aggregates modeled.
MOXZ		Integer	Internal	Number of A-matrix allocation rule coefficients.
MOXZ		Integer	Internal	Number of B-matrix allocation rule coefficients.
MOXZ		Integer	Internal	Number of advanced start basis vectors generated.
MOXZ		Integer	Input	Number of combat unit types modeled.
MOXZ	(60)	Alpha	Input	Type of basic model row for each combat unit type.
MOXZ		Integer	Input	Number of combat unit effectiveness indices modeled.
MOXZ		Alpha	Internal	Hollerith "-" used as row type indicator and as sign of matrix coefficients.
MOXZ		Integer	Internal	Number of unit mix constraints modeled.
MOXZ		Integer	Internal	Number of matrix coefficients generated.
MOXZ		Alpha	Internal	Sign of matrix coefficients.
MOXZ		Alpha	Internal	Type of model rows.
MOXZ		Integer	Internal	Number of standard alternative objective functions.



Table B8 (Cont'd)

Name	Dimension	Type	Input or Internal	Definition
NPRAM		Integer	Input	Number of Battalion Slice model parameterized units.
NPRAMU		Integer	Input	Number of unique Battalion Slice model parameterized units.
NROW1		Alpha	Internal	First 4 characters of a model row name.
NROW2		Alpha	Internal	Second 4 characters of a model row name.
NSUBS		Integer	Internal	Number of support unit substitutions modeled.
NSUPKT		Integer	Input	Number of support unit types modeled.
NTOLS		Integer	Internal	Number of allocation rule coefficients for which tolerance is modeled.
NU	(35)	Alpha	Internal	Basic character set for model row and column names.
NVARI		Alpha	Internal	First 4 characters of a model column name.
NVAR2		Alpha	Internal	Second 4 characters of a model column name.
OBJNAME	(7,2)	Alpha	Internal	Two-part names of standard alternative objective functions.
PLUS		Alpha	Internal	Hollerith "+" used as row type indicator and as sign of matrix coefficients.
PREMAN	(2)	Alpha	Input	Six-character name for model generated.
RESCON	(6)	Alpha	Input	Type of row of each basic resource constraint.
RNAME5	(3000,2)	Alpha	Internal	Two-part name of each model row generated.
RNTYPES	(3000)	Alpha	Internal	Type of each model row generated.
SDVTTF	(700)	Alpha	Input	Packed types of rows limiting all types of deviation for each support unit.
SFLPER	(700)	Real	Input	Coefficients of basic support unit columns in rows limiting force longfalls.

Table B6 (Cont'd)

Name	Dimension	Type	Input or Internal	Definition
SFLSW		Integer	Input	Switch indicating whether or not support unit force long-falls are to be modeled.
SFSPER	(700)	Real	Input	Coefficients of basic support unit columns in rows limiting force shortfalls.
SFSSW		Integer	Input	Switch indicating whether or not support unit force short-falls are to be modeled.
SRLPER	(700)	Real	Input	Coefficients of basic support unit columns in rows limiting requirements longfalls.
SRLSW		Integer	Input	Switch indicating whether or not support unit requirements longfalls are to be modeled.
SRSFER	(700)	Real	Input	Coefficients of basic support unit columns are rows limiting requirements shortfalls.
SRSSW		Integer	Input	Switch indicating whether or not support unit requirements shortfalls are to be modeled.
STR		Alpha	Internal	Hollerith "STR" used in generating the advanced start basis
STRNTH	(760)	Real	Input	Unit strength of each combat and support unit type modeled.
SUB	(100)	Real	Input	Rate of substitution for each support unit substitution modeled.
SUBSW		Integer	Input	Switch indicating whether or not support unit substitutions are to be modeled.
TOLFSW		Integer	Input	Switch indicating whether or not tolerance on individual allocation rule coefficients is to be modeled.



Table B6 (Cont'd)

Name	Dimension	Type	Input or Internal	Definition
TOLS	(2350,3)	Integer & Real	Input	Packed DIM numbers of supported and supporting units and the lower and upper tolerance on allocation rule coefficients on which tolerance is allowed.
UNCONS		Integer	Input	Switch indicating whether or not unit mix constraints are to be modeled.
ZERO		Alpha	Internal	Hollerith "O" used in model row and column names.

(h) Optionally call subroutine TOLRNC to generate column vectors representing lower and upper deviation from specified allocation rule coefficients.

(i) Optionally call subroutine UNIMIX to generate column vectors representing unit mix constraints.

(j) Optionally call subroutine SUBSTI to generate column vectors representing substitution of support unit type in satisfaction of allocation rule and other requirements.

(k) Call subroutine HNDGEN to read any user-prepared matrix structure (matrix coefficient data cards only).

(l) Call subroutine ROWOUT to write the list of model row names (unit 7).

(m) Terminate the advanced start basis file (unit 3).

(1) If an OPTIMA format, simply write the "ENDFILE" card-image.

(2) If in MPS/360 format, read the vector names on unit 3 so far, ignoring row names, and associating a row name not on unit 3 with each column name on unit 3. The new list of column names and associated row names is now written on unit 3.

(n) Print a one-page summary of generation.

(o) Call EXIT.

BASIS

BASIS is a subroutine that is called during matrix generation to generate the advanced start LP basis file (unit 3). The calls determine the specific structural and logical vectors to be included in the basis. There are three calling arguments:

(a) NTYP, the type of the vector--either "STR" or "LGL".

(b) NBAS1, the first half of the vector name (4 concatenated characters).

(c) NBAS2, the second half of the vector name.

Since the matrix is generated column-by-column, BASIS need not check for uniqueness of structural vectors input to it. It must, however, make sure that logical vectors are not duplicated. BASIS is always called for logical vectors before a call to ROWID for the vector. Thus, BASIS checks array ROWNES to see if the vector has already been

stored by a call to ROWID, and if it has, assumes that it is already in the basis file, and therefore does not write it in the basis file again.

For input to MPS/360, the basis file written here is processed in the main routine after matrix generation is completed, to put it in the correct format for use with MPS/360's INSERT.

CHARIN

CHARIN is called to pack alphanumeric data. It inserts a left-justified blank-filled Hollerith character into byte 1 of a specified word. There are two calling arguments:

- (a) A, the character to be inserted.
- (b) XR, the word into which it is to be inserted.

The byte into which the character is to be inserted is specified by the entry point of CHARIN. There are four entry points -- IN1, IN2, IN3 and IN4 -- for the four bytes.

COLID

COLID is called once for each column generated to write the file of column names (unit 1). Since the matrix is generated column-by-column, there is no need for COLID to check for uniqueness of column names. COLID also increments the count of the number of columns.

Block Data GENRAT

This is the only Block data subprogram in CONGEN. In it are initialized common variables NCST, NPTSTA, IPTSTA, NU, NKG, PLUS, ZERO, BLK, FREE, STR and LGL.

NCST, NPTSTA and IPTSTA are only used in reading the Battalion Slice extraction from the FCIB. They are therefore equivalenced to an array not used until after this step.

The other variables are used to form row and column names and to define their types.

INDGEN

INDGEN is a subroutine that is called once from the main routine after matrix generation but before writing of the row identification file to accept any matrix data prepared by the user (coefficient data

cards only). HNDGEN calls subroutine MATRD repeatedly until a blank row name is encountered. For each coefficient input, subroutine ROWID is called to insert the row into the row identification file if it is not already there. Then subroutine MATWRT is called to write the coefficient onto unit 4. All columns input here are assumed to be new to the model, and all coefficients in the column must be contiguous. Subroutine COLID is called each time the column name is different than the one last read to write it onto the list of column names (unit 1). Thus, if an "old" column is read here it will be written on unit 1 twice. If all coefficients in a column are not contiguous, the column will be written onto unit 1 a number of times equal to the number of "new appearances" in the data set.

INTHOL

Function INTHOL is called by subroutine BRK3DG to convert a 1-digit integer to a Hollerith character.

KJGET

Function KJGET calculates the sequence number of a unit in the model by searching array DTM until a match is found with the DTM number input as the single calling argument.

KJUNPK

Subroutine KJUNPK unpacks the DTM numbers of the two units corresponding to an allocation rule coefficient from one of two arrays. There are four arguments:

- (a) IARRAY specifies which of the two arrays is to be unpacked. IARRAY = 1 specifies array KJCOEF; otherwise array TOLS (1,1) is unpacked.
- (b) LOC is the word of the array to be unpacked.
- (c) ID1 is the returned DTM number of the supported unit.
- (d) ID2 is the returned DTM number of the supporting unit.

MASK

Function MASK masks byte 1 of an input word and returns it as left-justified with blank fill. MASK is used to unpack alphanumeric data. There are two calling arguments:



- (a) XR, the input word.
- (b) I, the byte to be masked.

MATRD

Subroutine MATRD is called by subroutine HNDGEN to read matrix coefficient data cards prepared by the user in an MPS/360 or OPTIMA format. The row and column names, row type, and sign of the coefficient are passed through common variables. The absolute value of the coefficient is passed by the single calling argument.

MATWRT

Subroutine MATWRT is called once for each matrix coefficient to be written on unit 4. The two-part row and column names, row type and sign of the coefficient are passed by common variables. The absolute value of the coefficient is passed by the single calling argument.

NAME

Function NAME concatenates four left-justified blank-filled Hollerith characters to form one half of the 8-character model row and column names.

ROWID

Subroutine ROWID is called once for approximately every matrix coefficient generated. ROWID checks the name of the row of the coefficient against all rows stored so far in array RNames, and if this is the first occurrence of the row in the model, ROWID stores its name in array RNames and its type in array RTYPES, and increments the count of model rows.

INIT

Subroutine INIT is called once from the main routine to read all input data except for any hand-prepared matrix structure. INIT may call subroutine BSIN or HANDIN to read some of the data. INIT also writes a binary file (unit 10) that may be used to restore certain data on a subsequent CONGEN run, and it initializes arrays RNames and RTYPES. The entry points IN1, IN2, IN3, and IN4 of subroutine CHARIN may be called to pack some alphanumeric data.

BSIN

Subroutine BSIN may be called once from subroutine INIT to read Battalion Slice model data files. It reads:

- (a) Battalion Slice unit 40 produced by APROG as file one on CONGEN unit eight.
- (b) Battalion Slice unit 75 produced by BPROG as file two on CONGEN unit eight.
- (c) Battalion Slice card-deck troop list produced by DPROG as the next data on system input.
- (d) Battalion Slice unit 85 (extraction from the FCIS) as file three on CONGEN unit eight.

BSSORT

Subroutine BSSORT is called once from subroutine BSIN to sort the allocation rule coefficients -- arrays KJCOEF and COEF -- into supported unit order.

HANDIN

Subroutine HANDIN may be called once from subroutine INIT to read basic structural data from that prepared by the user rather than from Battalion Slice model data or restoration of data from a previous CONGEN run.

COMBAT

Subroutine COMBAT is called once from the main routine to generate all column vectors for combat units. The order of generation for each unit is:

- (a) Column "Cijk" representing the number of the unit in the force.
 - (1) Coefficient in row TFSTRN.
 - (2) Coefficient in row TCSTRN.
 - (3) Coefficient in row TFCOST.
 - (4) Coefficient in row TCCOST.
 - (5) Coefficient in each of NEFF effectiveness index rows.
 - (6) "1.0" in row with same name as column.
 - (7) For each support unit required by the combat unit:
 - (1) Coefficient in row "Sijk".

(ii) "-1.0" in row "ijkTlmnX" if tolerance is allowed on the coefficient.

(8) "-1.0" in row "MijkXlmn" for each unit mix constraint in which the combat unit appears.

(9) Coefficient in row TFSTRL.

(10) Coefficient in row TCSTRL.

(11) Coefficient in row TFCSTL.

(12) Coefficient in row TCCSTL.

(13) Coefficient in row GROUP if the unit group constraint option is selected and this unit is to be included.

(14) Coefficient in row "CijkSP" if combat unit shortfalls are to be modeled.

(15) Coefficient in row "CijkLP" if combat unit longfalls are to be modeled.

(b) Column "CijkS" if shortfalls are modeled.

(1) Coefficient in row "TDEV".

(2) "1.0" in row "Cijk".

(3) "-1.0" in row "CijkSP".

(c) Column "CijkL" if longfalls are to be modeled.

(1) Coefficient in row "TDEV".

(2) "-1.0" in row "Cijk".

(3) "-1.0" in row "CijkLP".

INMIXC

Subroutine INMIXC may be called from subroutine COMBAT to determine in which unit mix constraints a specific combat unit appears. The single calling argument specifies the DIM number of the combat unit. The number of mixes in which the unit appears is returned in common variable MKIND. The sequence numbers of the mixes in which the unit appears are returned in common array IIMMIX(10). Except for name, is identical to subroutine INMIXS.

SUPPORT

Subroutine SUPPORT is called once from the main routine to generate all column vectors for support units. The order of generation for each unit is:

- (a) Column "Sijk" representing the number of the unit in the force.
- (1) Coefficient in row TFSTRN.
 - (2) Coefficient in row TSSTRN.
 - (3) Coefficient in row TFCOST.
 - (4) Coefficient in row TSCOST.
 - (5) For each support unit required by this support unit and for this unit:
 - (i) Coefficient in row Sijk"; "-1.0" or "coefficient -1.0" for this unit.
 - (ii) "-1.0" in row "ijkTlmnX" if tolerance is allowed on the coefficient.
 - (6) "-1.0" in row "MijkXlmn" for each unit mix constraint in which the support unit appears.
 - (7) Coefficient in row TFSTRL.
 - (8) Coefficient in row TSSTRL.
 - (9) Coefficient in row TFCSTL.
 - (10) Coefficient in row TSCSTL.
 - (11) For each support unit aggregate in which the unit appears:
 - (i) Coefficient in row "abSTR".
 - (ii) Coefficient in row "abCST".
 - (12) Coefficient in row GROUP if the unit group constraint option is selected and this unit is to be included.
 - (13) Coefficient in row "SijkRSP" if support unit requirements shortfalls are modeled.
 - (14) Coefficient in row "SijkRLP" if support unit requirements longfalls are modeled.
 - (15) "1.0" in row "SijkF" if force short- and/or longfalls are modeled.
 - (16) Coefficient in row "SijkFSP" if support unit force shortfalls are modeled.
 - (17) Coefficient in row "SijkFLP" if support unit force longfalls are modeled.
- (b) Column "SijkRS" if requirements shortfalls are modeled.
- (1) Coefficient in row TDEV.

- (2) "-1.0" in row "Sijk".
- (3) "-1.0" in row "SijkRSP".
- (4) For each aggregate in which this unit appears:
 - (i) Coefficient in row "abSTRRD"
 - (ii) Coefficient in row "abCSTRD".
- (c) Column "SijkRL" if requirements longfalls are modeled.
 - (1) Coefficient in row TDEV.
 - (2) "1.0" in row "Sijk".
 - (3) "-1.0" in row "SijkRLP".
 - (4) For each aggregate in which the unit appears:
 - (i) Coefficient in row "abSTRRD".
 - (ii) Coefficient in row "abCSTRD".
- (d) Column "SijkFS" if force shortfalls are modeled.
 - (1) Coefficient in row TDEV.
 - (2) "1.0" in row "SijkF".
 - (3) "-1.0" in row "SijkFSP".
 - (4) For each aggregate in which the unit appears:
 - (i) Coefficient in row "abSTRFD".
 - (ii) Coefficient in row "abCSTFD".
- (e) Column "SijkFL" if force longfalls are modeled.
 - (1) Coefficient in row TDEV.
 - (2) "-1.0" in row "SijkFL".
 - (3) "-1.0" in row "SijkFLP".
 - (4) For each aggregate in which the unit appears:
 - (i) Coefficient in row "abSTRFD".
 - (ii) Coefficient in row "abCSTFD".

INMIXS

Subroutine INMIXS is identical to subroutine INMIXC except for the name. INMIXS may be called from subroutine SUPORT. This logic is duplicated to facilitate program overlaying.

INAGG

Subroutine INAGG may be called from subroutine SUPORT to determine in which support unit aggregates a specified unit appears. The single

calling argument is the DTM number of the unit. Common variable INDAGG returns the number of aggregates that include the unit, and common array INNAGG(20,2) returns the two-character name of the aggregate and the types of the two rows for the aggregate. The two row types are still packed into the first two bytes of the word.

TOLRNC

Subroutine TOLRNC may be called once from the main routine to generate column vectors representing lower and upper deviation from individual allocation rule coefficients. The order of execution of TOLRNC is:

(a) For each A-matrix coefficient:

(1) Generate column "ijkTlmnL" representing lower deviation if allowed for that coefficient.

(i) Coefficient in row "ijkTlmnX".

(ii) Coefficient in row "Slmn".

(2) Generate column "ijkTlmnU" representing upper deviations if allowed for that coefficient.

(i) Coefficient in row "ijkTlmnX".

(ii) Coefficient in row "Slmn".

(b) For each B-matrix coefficient:

(1) Generate column "ijkTlmnL" representing lower deviations if allowed for that coefficient.

(i) Coefficient in row "ijkTlmnX".

(ii) Coefficient in row "Slmn".

(2) Generate column "ijkTlmnU" representing upper deviations if allowed for that coefficient.

(i) Coefficient in row "ijkTlmnX".

(ii) Coefficient in row "Slmn".

UNIMIX

Subroutine UNIMIX may be called once from the main routine to generate column vectors representing unit mix constraints. The order of generation for each mix is:

(a) Column "MIXijk" representing the mix: for each unit in the mix:

(i) Coefficient in row "MijkXlmn".

(ii) "-L.O" in row "MijkTlmn" if lower and/or upper tolerance is allowed on the unit's entry in the mix.

(b) Call to subroutine MIXTOL to generate columns representing tolerances on the mix entries.

MIXTOL

Subroutine MIXTOL is called from subroutine UNIMIX once for each unit mix constraint to generate column vectors representing tolerances on the mix entries. Calling arguments specify the sequence number of the mix and the location of the specification of the mix and its tolerances in array MIXES(100,3). The order of execution is:

(a) For each entry of the mix.

(1) If upper tolerance is allowed, generate column "MijkUlmn".

(i) Coefficient in row "MijkXlmn".

(ii) Coefficient in row "MijkTlmn".

(2) If lower tolerance is allowed, generate column "MijkLlmn".

(i) Coefficient in row "MijkXlmn".

(ii) Coefficient in row "MijkTlmn".

ROWOUT

Subroutine ROWOUT is called once from the main routine after all matrix coefficients have been generated to write the model row file (unit 7). ROWOUT writes the "NAME" or "FILE" card for the whole model, then the alternative objective function names stored in array OBNAMES, and then the row names and types stored in arrays RNNAMES and RTYPES. Before writing, function NRWTP is called for each row to convert its type from the internal "+", blank, "-" or "F" to the type indicators actually required by MPS/360 or OPTIMA.

NRWTP

Function NRWTP is called from subroutine ROWOUT once for each model row to convert its type from the internal "+", blank, "-" or "F" to that required by MPS/360 or OPTIMA.

Appendix C

CONGEN SOURCE PROGRAM LISTING

The CONGEN Source Program (IBM 360 FORTRAN IV) is listed here.
The order of routines and the page numbers on which they begin is:

CONGEN (Main)	193
BASIS	200
BRK3DG	201
CHARIN	201
COLID	202
Block Data GENRAT	203
HNDGEN	203
INTHOL	204
KJGET	205
KJUNPK	205
MASK	206
MATR	206
MATWRT	206
NAME	207
ROWID	207
INIT	208
BSIN	217
BSSORT	222
HANDIN	223
COMBAT	225
INMIXC	233
SUPPORT	234
INMIXS	244
INAGG	245
TOLRNC	246

UNIMIX	250
MIXTOL	252
SUBSTI	254
ROWOUT	255
NRWTP	256

MEMBER NAME CONGEN
 PROGRAM CONGEN (INPUT=100,OUTPUT=100,TAPE1=100,TAPE3=100,TAPE4=100,JC J00100
 * TAPE5=INPUT,TAPE7=100,TAPE8=100,TAPE10=100,TAPE11=100,TAPE2=100, 00000200
 * TAPE6=OUTPUT) 00000300
 00000400
 00000500
 00000600
 00000700
 00000800
 00000900
 00001000
 00001100
 00001200
 00001300
 00001400

CONGEN VERSION 1.0
 13 JUNE 72 FOR USAMSSA IBM 360/65
 6 JUNE 72 FOR RAC CDC 6400

CONGEN IS THE AUTOMATED LINEAR PROGRAMMING (LP) MATRIX
 GENERATOR OF THE CONFORM MODELING SYSTEM

CC

OVERLAY STRUCTURE

LEVEL	ROUTINES	
0,0 (MAIN)	CONGEN (MAIN)	00001500
	BASIS	00001600
	BK30G	00001700
	CHARIN	00001800
	COLID	00001900
	GENRAT (BLOCK DATA)	00002000
	HNDGEN	00002100
	INTHOL	00002200
	KJGET	00002300
	KJUNPK	00002400
	MASK	00002500
	MATRD	00002600
	MATWRT	00002700
	NAME	00002800
	ROWID	00002900
1,0	INIT	00003000
1,1	BSIN	00003100
	BSSORT	00003200
1,2	HANDIN	00003300
3,0	COMBAT	00003400
	INMIXC	00003500
4,0	SUPPORT	00003600
	INMIXS (SAME AS INMIXC IN 3,0)	00003700
	INAGG	00003800
		00003900
		00004000
		00004100
		00004200
		00004300
		00004400
		00004500
		00004600
		00004700
		00004800
		00004900
		00005000
		00005100
		00005200
		00005300
		00005400
		00005500
		00005600
		00005700
		00005800



MEMBER NAME CONGEN

5,0
TOLRNC
6,0
UNIMIX
MIXTOL
7,0
SUBSTI
8,0
ROWOUT
NRWTP

00 00900
0000000
00000100
00000200
00000300
00000400
00000500
00000600
00000700
00000800
00000900
00001000
00001100
00001200
00001300
00001400

CC

I/O FILE DESIGNATIONS

FORTRAN LOGICAL UNIT	FILE NAME	DESCRIPTION
1	TAPE1	LIST OF MODEL COLUMN VECTORS GENERATED
2	TAPE2	BCD FILE OF UNIT TITLES,SRCS,TPSNS
3	TAPE3	LIST OF CANDIDATE LP BASIS VECTORS (BOTH ROW AND COLUMN) THAT MAY BE USED FOR ADVANCED STARTS TO MCCFL SOLUTION
4	TAPE4	LIST OF ALL NON-NULL MATRIX COEFFICIENTS GENERATED (MAY INCLUDE 0.0S)
5	TAPE5 = INPUT	PROGRAM INPUT DATA (= SYSTEM INPUT)
6	TAPE6 =OUTPUT	GENERATION SUMMARY STATISTICS (=SYSTEM OUTPUT)
7	TAPE7	LIST OF UNIQUEMODEL ROW VECTORS GENERATED
8	TAPE8	BN SLICE MODEL A-MATRIX (AND OTHER DATA) BINARY TAPE THEN BN SLICE MODEL B-MATRIX BINARY TAPE THEN BN SLICE EXTRACTION FROM COSTALS
10	TAPE10	BINARY FILE OF SOME ARRAY VALUES, PRODUCED BY EACH FOMGEN RUN, THAT MAY BE USED TO BY-PASS TAPE9,TAPE9 FOR SOME SURSEQUENT FOMGEN RUN(S)
11	TAPE11	BINARY FILE OF DATA TO RE PASSED TO CONREP
	OUTPUT	SYSTEM OUTPUT-INCLUDED AT RAC ONLY



MEMBER NAME CONGEN

TO GET SYSTEM DIAGNOSTIC MESSAGES IN
EVENT OF FORTRAN/SYSTEM TYPE ERROR

000117J
000118J

CC

POSSIBLE EXECUTION TERMINATIONS

NORMAL

CALL EXIT CONGEN (MAIN)

ABNORMAL

STOP 0001 SUPORT / SUPORT UNIT --- REQUIRES MORE THAN
100 PERCENT OF ITSELF /

STOP 0002 ROWID / RNAME HAS OVERFLOWED / . ATTEMPT TO
STORE MORE ROW NAMES THAN DIMENSION
OF ARRAYS RNAME,RTYPE

STOP 0003 INTMOL / INTMOL CALLED WITH I * (0,1,...,9) /

STOP 0004 KJGET / KJGET CALLED WITH ID NOT IN ARRAY
DTM /

STOP 0005 BSIN / COEFFICIENT STORAGE CAPACITY
EXCEEDED WITH NBZ = ---- / , DIMEN-
SION OF ARRAYS COEF,KJCEF
EXCEEDED WHEN READING BA SLICE
MODEL A-MATRIX TAPE

STOP 0006 BSIN / COEFFICIENT STORAGE CAPACITY
EXCEEDED WITH NBZ = ---- / , DIMEN-
SION OF ARRAYS COEF,KJCEF,
EXCEEDED WHEN READING COEFFI-
CIENT NBZ FROM AN SLICE MODEL
B-MATRIX TAPE

CC

THIS IS THE MAIN ROUTINE OF CONGEN

THE PURPOSE OF THIS SUBROUTINE IS TO PERFORM SOME INITIALIZATION
AND TO SET UP THE CALLING SEQUENCE OF THE CONGEN SUBROUTINES
WHICH READ THE INPUT DATA,GENERATE
THE MATRIX REPRESENTATION OF A GIVEN FORCE MODEL
LINEAR PROGRAMMING MODEL,AND OUTPUT THIS MODEL

COMMON /AGG/AGGRSH,NAGG,AGGRGT(750),INDAGG,INNAGG(20,2),AGLAN(25)
COMMON /AIJ/NYAIJ
COMMON /ALPHA/NU(35)
COMMON /BET/STR,LGL
COMMON /CULCWT/LSTCOL




```

MEMBER NAME CONGEN
COMMON /CSL/CSTYP(60), CSPER(60), CLTYP(60), CLPER(60)
COMMON /SSL/SDVTYP(700), SRSPER(700), SPLPER(700), SFSPER(700),
      SFLPER(700)
COMMON /DESCR/STANTH(760), DTM(760), COST(760)
COMMON /DEVIAT/CSSW, CLSW, SRSSW, SRLSW, SFSSW, SFLSW
COMMON /EFF/NEFF, EFFLAB(6,3), EFF(60,6)
COMMON /GROUP/GRPSW, GRDUM(760), IGROUP(760,2)
COMMON /LPSYS/LONGSW, PRANAM(2), DATSOR
COMMON /MIX/UNITSW, NMIXES, MIXESI(100,3), MIXES(100)
COMMON /NAMES/NAME1, NAME2, NAME1, NAME2, NMX, NNM
COMMON /NCIN/NCUN(60), RE SCUN(6)
COMMON /OBS/OBNAME(7,2), N)BJ
COMMON /PRCT/INDEX
COMMON /REJFAC/COEFF(100), KJCOEF(1000), NAMEZ, NNMZ
COMMON /REJTOL/TOLRSW, TOLSI(2350,3), NTOLS, ALRTYP
COMMON /RESOLU/NCORAT, NSUPRT, NPRAM, N)RAMU
COMMON /RUWS/RUNAMES(3000,2), RTYPES(3000)
COMMON /SIGN/NEG, PLUS, ZERO, BLK, FREE
COMMON /SPAN/NCNT
COMMON /SPTSUB/SUBSW, SUB(100), PJSUB(100,2), NSUBS
COMMON /TITLE/TITLE(7), ISRC(3), ITPSW(2)
COMMON /TMPIX/TKIND, IIMMIX(10)

DIMENSION DUM1(6500), DUM2(6500)
EQUIVALENCE (DUM1(1), COFF(1)), (DUM2(1), KJCOEF(1))

INTEGER DUM1, DUM2
INTEGER GRPSW, UNITSW, SUBSW, PREF, DTM, DATSOR, PLUS, ZERO, BLK, R)NAMES
INTEGER RTYPES, PR)NAM, STR, LGL, ORNAME, TOLRSW
INTEGER CSSW, CLSW, SRSSW, SRLSW, SFSSW, SFLSW
INTEGER CSTYP, CLTYP, SDVTYP
INTEGER AGGRS, I)GRGI
INTEGER AGLAB
INTEGER EFFLAB, ALRTYP, RE SCUN
REAL MIXES, LMTOL

C
CCCCCCCCCCCCCCCC
CCCCCCCCCCCCCCCC
CALL ASKPRX
CCCCCCCCCCCCCCCC
CCCCCCCCCCCCCCCC

INITIALIZE MATRIX SIZE COUNTERS

INDEX=1
LSTCOL=0
NNAIJ=0
NCNT=0
NORJ = 6

C
C
C
C
C
C
C
C
C
C
C

CALL SUBROUTINE INIT TO READ ALL INPUT DATA EXCEPT NAMEGEN
CALL INIT

WRITE BINARY FILE -- TAPE11 -- OF DATA TO BE USED BY REPORTPR

```



```

MEMBER NAME CONGEN
WRITE (11) STRNTH,DTM,COST 0002300
WRITE (11) COEF 0002310
WRITE (11) KJCOEF 0002320
WRITE (11) NAN7,NAN7,NCOMRT,NSUPRT 0002330
WRITE (11) YEFF,CFLAB,EFF 0002340
WRITE (11) NAGGR,AGLAB 0002350
C 0002360
C 0002370
C INITIALIZE MATRIX ELEMENT FILE /TAPE4/ ACCORDING TO
C THE MATHEMATICAL PROGRAMMING SYSTEM FORMAT OF THIS RUN AS
C SPECIFIED BY INPUT DATA VARIABLE LANGSM 0002380
C LANGSM = 1...MPS/360 0002390
C 2...OPTIMA 0002400
C 0002410
C IF (LANGS4.EQ.1) WRITE (4,120) 0002420
C 0002430
C INITIALIZE COLUMN IDENTIFICATION FILE /TAPE1/ ACCORDING TO LANGSM 0002440
C 0002450
C IF (LANGS4.EQ.1) WRITE (1,120) 0002460
C 0002470
C INITIALIZE ADVANCED START BASIS FILE /TAPE3/ ACCORDING TO LANGSM 0002480
C 0002490
C IF (LANGS4.EQ.2) WRITE (3,130) 0002500
C 0002510
C CONSTRUCT ALTERNATIVE OBJECTIVE ROWS FOR ROW IDENTIFICATION
C FILE (TAPE7) AND ENTER THEM INTO ADVANCED START LP BASIS
C FILE (TAPE3) 0002520
C 0002530
C TFSTRN - TOTAL FORCE STRENGTH 0002540
C DBNAME(1,1) = NAME(NUI(29),NUI(15),NUI(20),NUI(29)) 0002550
C DBNAME(1,2) = NAME(NUI(27),NUI(23),BLK,BLK) 0002560
C TCSTRN - TOTAL COMBAT FORCE STRENGTH 0002570
C DBNAME(2,1) = NAME(NUI(29),NUI(12),NUI(20),NUI(29)) 0002580
C DBNAME(2,2) = NAME(NUI(27),NUI(23),BLK,BLK) 0002590
C TSSTRN - TOTAL SUPPORT FORCE STRENGTH 0002600
C DBNAME(3,1) = NAME(NUI(29),NUI(29),NUI(20),NUI(29)) 0002610
C DBNAME(3,2) = NAME(NUI(27),NUI(23),BLK,BLK) 0002620
C TFCOST - TOTAL FORCE COST 0002630
C DBNAME(4,1) = NAME(NUI(29),NUI(15),NUI(12),NUI(24)) 0002640
C DBNAME(4,2) = NAME(NUI(20),NUI(24),BLK,BLK) 0002650
C TCOST - TOTAL COMBAT FORCE COST 0002660
C DBNAME(5,1) = NAME(NUI(29),NUI(12),NUI(12),NUI(24)) 0002670
C DBNAME(5,2) = NAME(NUI(24),NUI(29),BLK,BLK) 0002680
C TSCOST - TOTAL SUPPORT FORCE COST 0002690
C DBNAME(6,1) = NAME(NUI(29),NUI(24),NUI(12),NUI(24)) 0002700
C DBNAME(6,2) = NAME(NUI(29),NUI(29),BLK,BLK) 0002710
C TDEV - TOTAL DEVIATIONS (LONGFALLS + SHORTFALLS) 0002720
C IF (CSS4.LE.0.AND.CLS4.LE.0.AND.SRSS4.LE.0.AND.SRLSM.LE.0.AND. 0002730
C SPSS4.LE.0.AND.SPLSM.LE.0) GO TO 210 0002740
C 0002750
C NCRJ = 7 0002760
C DBNAME(7,1) = NAME(NUI(29),NUI(13),NUI(14),NUI(13)) 0002770
C DBNAME(7,2) = BLK 0002780
C 210 07 10 1 = 1,N09J 0002790
C CALL BASIS (LGL,DBNAME(1,1),DBNAME(1,2)) 0002800
C 0002810
C CONTINUE 0002820
C 0002830
C 0002840
C 0002850
C 0002860

```

```

MEMBER NAME CONGEN
C
C      MPS/360 FORMAT
C
C      READ BASIS FILE CONSTRUCTED BASED ON OPTIMA LOGIC AND
C      STORE IN TWO PARTS--LGL AND STR.  ARRAYS KJCOEF AND IGROUP
C      ARE USED FOR THIS STORAGE.
C
C      REWIND 3
C      ILGLPT = 0
C      ISTRPT = 0
20  READ (3,140,END=50) IND,NBAS1,NBAS2
C 20  READ (3,140) IND,NBAS1,NBAS2
C      IF (EOF,3) 50,30
C
C      IF (IND.EQ.LGL) GO TO 40
C      ISTRPT = ISTRPT + 1
C      DUM1(ISTRPT) = NBAS1
C      DUM2(ISTRPT) = NBAS2
C      GO TO 20
40  ILGLPT = ILGLPT + 1
C      IGROUP(ILGLPT,1) = NBAS1
C      IGROUP(ILGLPT,2) = NBAS2
C      GO TO 20
C
C      LOOK AT EACH GENERATED ROW (LESS OBJECTIVE FUNCTIONS--
C      ARRAY R NAMES) AND IF IT IS NOT IN THE GENERATED BASIS ,
C      ASSOCIATE IT WITH A COLUMN IN THE BASIS.  THE ASSOCIATED
C      ROWS ARE STORED IN THE SECOND HALF OF ARRAY KJCOEF.
C
C      K = 1
50  NROW = INDEX - 1
C      DO 70 I = 1,NROW
C      DO 60 J = 1,ILGLPT
C      IF (R NAMES(I,1).EQ.IGROUP(J,1).AND.R NAMES(I,2).EQ.IGROUP(J,2))
C          GO TO 70
60  CONTINUE
C      DUM1(K+3100) = R NAMES(I,1)
C      DUM2(K+3100) = R NAMES(I,2)
C      NOW WRITE OUT COLUMN NAMES WITH ASSOCIATED ROW NAMES
C      AS THE BASIS FILE--STILL TAPES
C
C      K = K + 1
70  CONTINUE
C
C      REWIND 3
C      WRITE (3,150)
C      DO 80 I = 1,ISTRPT
C      WRITE (3,160) DUM1(I),DUM2(I),DUM1(I+3100),DUM2(I+3100)
80  CONTINUE
C      WRITE (3,170)
C      GO TO 100
C
C      OPTIMA FORMAT
C      WRITE (3,180)
C
C      COMPUTE AND PRINT GENERATION SUMMARY STATISTICS ON LOGICAL
C      UNIT 6

```

```

00034500
00034600
00034700
00034800
00034900
00035000
00035100
00035200
00035300
00035400
00035500
00035600
00035700
00035800
00035900
00036000
00036100
00036200
00036300
00036400
00036500
00036600
00036700
00036800
00036900
00037000
00037100
00037200
00037300
00037400
00037500
00037600
00037700
00037800
00037900
00038000
00038100
00038200
00038300
00038400
00038500
00038600
00038700
00038800
00038900
00039000
00039100
00039200
00039300
00039400
00039500
00039600
00039700
00039800
00039900
00040000

```



MEMBER NAME CONGEN	00026700
START GENERATION OF LOGICAL SUB-MATRICES	00026800
CALL SUBROUTINE COMBAT TO GENERATE THE LOGICAL SUB-MATRIX OF COLUMN VECTORS THAT REPRESENT THE COMBAT MODULES OF A FORCE MODEL.	00026900
CALL COMBAT	00029000
CALL SUBROUTINE SUPPORT TO GENERATE THE LOGICAL SUB-MATRIX OF COLUMN VECTORS THAT REPRESENT THE SUPPORT UNITS OF A FORCE MODEL.	00029100
CALL SUPPORT	00029200
IF TOLERANCE IS ALLOWED AT ALL ON INDIVIDUAL ALLOCATION RULE COEFFICIENTS (TOLRSW = 1), CALL SUBROUTINE TOLRNC ONCE TO GENERATE MATRIX STRUCTURE REPRESENTING ANY USER SPECIFIED MAXIMUM LOWER AND/OR UPPER DEVIATIONS FROM THOSE REQUIREMENTS.	00029300
IF (TOLRSW.EQ.1) CALL TOLRNC	00029400
IF UNIT MIX CONSTRAINTS MAY BE REPRESENTED AT ALL (UMIXSW = 1) CALL SUBROUTINE UNIMIX ONCE TO GENERATE MATRIX STRUCTURE REPRESENTING ALL USER SPECIFIED UNIT MIXES.	00029500
IF (UMIXSW.EQ.1) CALL UNIMIX	00029600
IF SUPPORT UNIT SUBSTITUTIONS IN SATISFACTION OF ALLOCATION RULES ARE ALLOWED AT ALL (SUBSW = 1), CALL SUBROUTINE SUBSTI TO GENERATE THE SUBMATRIX OF ALLOWABLE SUBSTITUTIONS	00029700
IF (SUBSW.EQ.1) CALL SUBSTI	00029800
CALL SUBROUTINE HNDGEN TO ACCEPT ANY HAND-PREPARED MATRIX STRUCTURE.	00029900
CALL HNDGEN	00030000
OUTPUT THE ROW IDENTIFICATION FILE IN THE MPS LANGUAGE AS SPECIFIED BY INPUT DATA VARIABLE LANGSW AS /TAPE7/ BY A CALL TO SUBROUTINE ROWOUT	00030100
CALL ROWOUT	00030200
CC	00030300
END ADVANCED START BASIS FILE /TAPE3/ ACCORDING TO INPUT DATA VARIABLE LANGSW	00030400
IF (LANGSW.NE.1) GO TO 90	00030500
	00030600
	00030700
	00030800
	00030900
	00031000
	00031100
	00031200
	00031300
	00031400
	00031500
	00031600
	00031700
	00031800
	00031900
	00032000
	00032100
	00032200
	00032300
	00032400
	00032500
	00032600
	00032700
	00032800
	00032900
	00033000
	00033100
	00033200
	00033300
	00033400
	00033500
	00033600
	00033700
	00033800
	00033900
	00034000
	00034100
	00034200
	00034300
	00034400



```

MEMBER NAME CONGEN
100 MSIZE = INDEX + NOBJ - 1                                00040300
WRITE (6,190) NCOMBT,NSJPRT,MSIZE,LSTCOL,NNAIJ,NCNT       00040400
C                                                         00040500
CALL EXIT                                                  00040600
C                                                         00040800
C                                                         00040900
120 FJRMAT (7HCOLUMNS,73X)                               00041000
130 FJRMAT (1X,4HFILE,5X,5HTAPE3,65X/1X,5HBASIS,74X)    00041100
140 FORMAT(1X,A3,4X,2A4,64X)                              00041200
150 FORMAT(4HNAME,10X,5HTAPE3,61X)                       00041300
160 FJRMAT(1X,2HXL,1X,2A4,2X,2A4,58X)                   00041400
170 FJRMAT(6HENDATA,74X)                                  00041500
180 FJRMAT (1X,7HENDFILE,72X)                             00041600
190 FORMAT(1H1//////////1H ,61X,7HCONFORM/1H0,51X,28HLP MATRIX GENERATOR
*ON SUMMARY////////1H ,54X,13,18H COMBAT UNIT TYPES/1H ,54X,13,19H SUPP
*ORT UNIT TYPES////////1H ,15X,20HTOTAL ROWS GENERATED,16X,16,12X,31HR
*WID IS FORTRAN LOGICAL UNIT 7//1H ,15X,34HTOTAL STRUCTURAL COLUMNS00041900
* GENERATED,2X,16,12X,15HCOLID IS UNIT 1//1H ,15X,34HTOTAL NCN=NULL00042000
* MATRIX COEFFICIENTS,2X,16,12X,29HMATRIX ELEMENT FILE IS UNIT 4//100042100
*H ,15X,29HTOTAL CANDIDATE BASIS VECTORS,7X,16,12X,30HADVANCED STAR00042200
* T BASIS IS UNIT 3//1H ,24X,65HNOTE—EXCEPT FOR NUMBER OF COMBAT 00042300
*AND SUPPORT UNIT TYPES MODFLED,/1H ,30X,59HSUMMARY STATISTICS INCL00042400
*UDE ANY HAND-PREPARED MODEL (MATRIX)/1H ,30X,48HSTRUCTURE INPUT TO00042500
* THE CONFORM MATRIX GENERATOR.)                          00042600
C                                                         00042700
END                                                         00042800
-----
SUBROUTINE BASIS (NTYP,NBAS1,NBAS2)                       00042900
C                                                         00043000
C          CONGEN          6 JUNE 72                     00043100
C                                                         00043200
C                                                         00043300
C SUBPROGRAM TO GENERATE THE FILE OF UNIQUE BASIS NAMES - TAPES 00043400
C THIS IS A LIST OF CANDIDATE LP BASIS VECTORS THAT IS OF SIZE M 00043500
C AND IS THE OPTIMAL SOLUTION FOR A CLASS OF MODELS          00043600
C                                                         00043700
COMMON /BET/STR,LGL                                       00043800
COMMON /ROWS/RNAMES(3000,2),RTYPES(3000)                 00043900
COMMON /SPAN/NCNT                                          00044000
COMMON /LPSYS/LANGSW,PRBNAM(2),DATSOR                    00044100
COMMON /PRBCT/INDEX                                       00044200
C                                                         00044300
INTEGER PRBNAM,DATSOR                                     00044400
INTEGER RNAMES,STR,LGL,RTYPES                             00044500
C                                                         00044600
C                                                         00044700
C          IF THIS VECTOR IS A ROW VECTOR, DO NOT INCLUDE IT IN THIS LIST 00044800
C          IF IT IS ALREADY IN THE ROW IDENTIFICATION FILE - RNAMES 00044900
C                                                         00045000
C          IF (NTYP.EQ.STR) GO TO 10                        00045100
DO 5 I = 1,INDEX                                          00045200
IF (RNAMES(I,1).EQ.NBAS1.AND.RNAMES(I,2).EQ.NBAS2) RETURN 00045300
CONTINUE                                                  00045400
C                                                         00045500
C          IF (LANGSW.EQ.2) GO TO 25                       00045600
C                                                         00045700
C          MPS/360 FORMAT                                   00045800
WRITE (3,45) NTYP,NBAS1,NBAS2                             00045900
GO TO 30                                                  00046000

```

MEMBER NAME	CONGEN		
C		OPTIMA FORMAT	00046100
25	I7 = MASK(NBAS2 , 3)		00046200
	I8 = MASK(NBAS2 , 4)		00046300
	WRITE (3,50) NTYP,NBAS1,NBAS2,I7,I8		00046400
C			00046500
30	NCNT=NCNT+1		00046600
C			00046700
C	RETURN		00046800
C			00046900
C			00047000
45	FORMAT(1X,A3,4X,2A4,64X)		00047100
50	FORMAT(1X,A3,6X,A4,A2,1H.,2A1)		00047200
	END		00047300

	SUBROUTINE BRK3DG(I, I1, I2, I3)		00047400
C			00047500
C	CONGEN	6 JUNE 72	00047600
C			00047700
C	BRK3DG IS A FORTRAN IV FUNCTION SUBPROGRAM THAT ACCEPTS		00047800
C	A 3-DIGIT INTEGER AS ONE CALLING PARAMTER AND RETURNS THE		00047900
C	3 DIGITS AS 3 HOLLERITH CHARACTERS AS FORMAL PARAMETERS.		00048000
C	BRK3DG CALLS FUNCTION INTNOL AND IS USED TO PREPARE UNIT		00048100
C	IDENTIFICATION NUMBERS FOR USE IN MODEL ROW AND COLUMN NAMES.		00048200
C			00048300
C			00048400
C	I ...3-DIGIT INTEGER INPUT FOR BREAK-UP AND CONVERSION		00048500
C	FROM INTEGER TO HOLLERITH.		00048600
C	I1...LEFT-MOST DIGIT RETURNED AS A HOLLERITH CHARACTER		00048700
C	I2...SECOND DIGIT RETURNED AS A HOLLERITH CHARACTER		00048800
C	I3...RIGHT-MOST DIGIT RETURNED AS A HOLLERITH CHARACTER		00048900
C			00049000
C			00049100
C	BREAK APART DIGITS		00049200
C			00049300
C	I1 = I / 100		00049400
C	I3 = I - (I/10)*10		00049500
C	I2 = (I - (I1*100 + I3)) / 10		00049600
C			00049700
C	CONVERT EACH DIGIT FROM INTEGER TO HOLLERITH BY A CALL		00049800
C	TO FUNCTION INTNOL.		00049900
C			00050000
C	I1 = INTNOL(I1)		00050100
C	I2 = INTNOL(I2)		00050200
C	I3 = INTNOL(I3)		00050300
C			00050400
C	RETURN		00050500
C			00050600
C	END		00050700

	SUBROUTINE CHARINT(XR, I, J)		00050800
C			00050900
C		13 JUNE 72	00051000
C			00051100
C	CHARIN IS A SUBROUTINE SUBPROGRAM THAT INSERTS A LEFT-JUSTIFIED		00051200
C	BLANK-FILLED HOLLERITH CHARACTER (A) INTO CHARACTER POSITION I		00051300
C	OF INPUT WORD (XR) . THE CHARACTER POSITION IS SPECIFIED		00051400
C	BY THE ENTRY POINT NAME.		00051500
C			00051600
C	LOGICAL*1 A,X(4)		00051700
C	INTEGER XR		00051800

	MEMBER NAME CONGEN	00051900
	EQUIVALENCE (NTEMP,X)	00052000
C	ENTRY IN1(/XR/,/A/)	00052100
	NTEMP = XR	00052200
	X(1) = A	00052300
	XR = NTEMP	00052400
	RETURN	00052500
C	ENTRY IN2(/XR/,/A/)	00052600
	NTEMP = XR	00052700
	X(2) = A	00052800
	XR = NTEMP	00052900
	RETURN	00053000
C	ENTRY IN3(/XR/,/A/)	00053100
	NTEMP = XR	00053200
	X(3) = A	00053300
	XR = NTEMP	00053400
	RETURN	00053500
C	ENTRY IN4(/XR/,/A/)	00053600
	NTEMP = XR	00053700
	X(4) = A	00053800
	XR = NTEMP	00053900
	RETURN	00054000
C	END	00054100
	SUBROUTINE COL ID	00054200
C	CONGEN	00054300
C	6 JUNE 72	00054400
C		00054500
C	SUBPROGRAM TO STORE,COUNT THE MATRIX COLUMNS.	00054600
C	(UNIQUE COLUMN NAMES ARE ASSUMED)	00054700
C	COMMON /COLCWT/LSTCOL	00054800
C	COMMON /LPSYS/LANGSW,PRBNAM(2),DATSOR	00054900
C	COMMON /NAMES/NVAR1,NVAR2,NROW1,NROW2,NNX,NNN	00055000
C	INTEGER PRBNAM,DATSOR	00055100
C		00055200
C	LSTCOL=LSTCOL+1	00055300
C	WRITE THIS COLUMN NAME ON FILE /TAPE1/	00055400
C	IF (LANGSW.EQ.2) GO TO 15	00055500
C	MPS360 FORMAT	00055600
C	WRITE (1,135) NVAR1,NVAR2	00055700
C	RETURN	00055800
C	OPTIMA FORMAT	00055900
C		00056000
C	17 = MASK(NVAR2 , 3)	00056100
C	18 = MASK(NVAR2 , 4)	00056200
C	WRITE (1,140) NVAR1,NVAR2,17,18	00056300
15		00056400
		00056500
		00056600
		00056700
		00056800
		00056900
		00057000
		00057100
		00057200
		00057300
		00057400
		00057500
		00057600

MEMBER NAME	CONGEN		00057700
	RETURN		00057800
C			00057900
135	FORMAT (4X,2A4,69X)		00058000
140	FORMAT (1X,3HSTR,6X,A4,A2,1H.,2A1,61X)		00058100
C			00058200
	END		00058300
<hr/>			
C	BLOCK DATA		00058400
C	BLOCK DATA GENRAT		00058500
C	CONGEN	6 JUNE 72	00058600
C	DIMENSION (PTSTA(32,2)		00058700
C	COMMON /ALPHA/NU(35)		00058800
	COMMON /BET/STR,LGL		00058900
	COMMON /SIGN/NEG,PLUS,ZERO,BLK,FREE		00059000
	COMMON/REQTOL/TOLRSW,TOLS(2350,3),NTOLS,ALRTYP		00059100
C			00059200
C			00059300
	INTEGER NEG,PLUS,ZERO,BLK,FREE		00059400
	EQUIVALENCE (NCST ,TOLS(1,1))		00059500
	EQUIVALENCE (NPTSTA,TOLS(2,1))		00059600
	EQUIVALENCE (IPTSTA(1,1),TOLS(3,1))		00059700
C			00059800
	DATA NCST/ 32 /		00059900
	DATA NPTSTA/ 6 /		00060000
	DATA IPTSTA/ 0,1,1,1,C,0,0,0,1,1,0,0,0,1,		00060100
	* 1,1,1,1,1,1,1,1,0,1,1,1,1,0,0,0,1,1 ,		00060200
	* 14*1 , 18*0 /		00060300
C			00060400
C	THE PRINCIPAL CONGEN NON-BLANK MNEMONIC CHARACTER SET		00060500
C			00060600
	DATA NU/1H1,1H2,1H3,1H4,1H5,1H6,1H7,1H8,1H9,1HA,1HB,1HC,1HD,1HE,		00060700
	1HF,1HG,1HH,1HI,1HJ,1HK,1HL,1HM,1HN,1HO,1HP,1HQ,1HR,1HS,1HT,1HU,		00060800
	21HV,1HW,1HX,1HY,1HZ/		00060900
C			00061000
C			00061100
C	PLUS AND MINUS SIGNS,A BLANK,AND A ZERO USED FOR ROW TYPES		00061200
C	AND SOME ROW AND COLUMN NAMES		00061300
C			00061400
	DATA NEG/1H-/, PLUS/1H+/, ZERO/1H0/,BLK/1H /		00061500
C			00061600
C	A FREE (UNCONSTRAINED) TYPE ROW INDICATOR		00061700
C			00061800
	DATA FREE/ 1HF /		00061900
C			00062000
C			00062100
C	STRUCTURAL AND LOGICAL VECTOR INDICATORS USED IN MAKING UP THE		00062200
C	LIST OF CANDIDATE LP BASIS VECTORS (TAPE3)		00062300
C			00062400
	DATA STR/3HSTR/,LGL/3HLGL/		00062500
C			00062600
C			00062700
	END		00062800
<hr/>			
C	SUBROUTINE HNDGEN		00062900
C	CONGEN	6 JUNE 72	00063000
C			00063100
C			00063200
C			00063300
C	SUBROUTINE TO GENERATE THE CALLS TO MATRD,ROWID,MATWRT,COLID		00063400


```

MEMBER NAME CONGEN
C   FOR ACCEPTANCE OF ANY USER PREPARED MATRIX STRUCTURE - HANDGEN 00063500
C   COMMON /NAMES/NVAR1,NVAR2,NROW1,NROW2,NNX,NNN 00063600
C   COMMON /SIGN/NEG,PLUS,ZERO,BLK,FREE 00063700
C   INTEGER NEG,PLUS,ZERO,BLK,FREE 00063800
C   00063900
C   LSTVR1 = 0 00064000
C   LSTVR2 = 0 00064100
C   00064200
C   00064300
S   CALL MATRD(VAL) 00064400
C   IF (NROW1.EQ.BLK.AND.NROW2.EQ.BLK) RETURN 00064500
C   CALL ROWID 00064600
C   CALL MATWRT(VAL) 00064700
C   IF (NVAR1.EQ.LSTVR1.AND.NVAR2.EQ.LSTVR2) GO TO 5 00064800
C   LSTVR1 = NVAR1 00064900
C   LSTVR2 = NVAR2 00065000
C   CALL COLID 00065100
C   GO TO 5 00065200
C   00065300
C   00065400
C   END 00065500
-----
FUNCTION INTHOL(I)
C   CONGEN 6 JUNE 72 00065600
C   00065700
C   00065800
C   INTHOL IS A FORTRAN IV FUNCTION SUBPROGRAM THAT ACCEPTS AS 00065900
C   A FORMAL PARAMETER AN INTEGER DIGIT (0,1,...,9) AND RETURNS 00066000
C   THE HOLLERITH CHARACTER FOR THAT DIGIT (ZERO OR NU(I) FOR I=1,9) 00066100
C   00066200
C   I...INTEGER 0,1,...OR 9 00066300
C   00066400
C   00066500
C   00066600
C   COMMON /ALPHA/NU(35) 00066700
C   COMMON /SIGN/NEG,PLUS,ZERO,BLK,FREE 00066800
C   INTEGER NEG,PLUS,ZERO,BLK,FREE 00066900
C   00067000
C   00067100
C   00067200
C   IF I IS NEGATIVE OR GREATER THAN 9, PRINT AN ERROR MESSAGE 00067300
C   ON LOGICAL UNIT 6 AND TERMINATE FORGEN EXECUTION BY STOP 0003 00067400
C   00067500
C   IF (I.LT.0.OR.I.GT.9) GO TO 20 00067600
C   00067700
C   IF I IS 1,2,...OR 9, ITS HOLLERITH CHARACTER IS IN ARRAY NU. 00067800
C   00067900
C   IF (I.EQ.0) GO TO 10 00068000
C   INTHOL = NU(I) 00068100
C   RETURN 00068200
C   00068300
C   IF I IS 0, ITS HOLLERITH CHARACTER IS VARIABLE ZERO. 00068400
C   00068500
C   INTHOL = ZERO 00068600
C   RETURN 00068700
C   00068800
C   00068900
C   00069000
C   WRITE (6,30) I 00069100
C   30 FORMAT(1H)////1H ,42H***** FUNCTION INTHOL WAS CALLED WITH I = ,100069200
C   *5,18H (NOT 0,1,...OR 9) 00069300

```

	MEMBER NAME CONGEN		00069300
	STOP 0003		00069400
C			00069500
C			00069600
C	END		00069600
C	FUNCTION KJGET(ID)		00070700
C	CONGEN	6 JUN 72	00069800
C			00069900
C			00070000
C	KJGET IS A FORTRAN IV FUNCTION SUBPROGRAM THAT ACCEPTS AS A		00070100
C	CALLING PARAMETER AN EXTERNAL IDENTIFICATION NUMBER OF A UNIT		00070200
C	(DTM NUMBER) AND DETERMINES THE FOMGEN INTERNAL IDENTIFICATION		00070300
C	NUMBER--1,2,...,NCOMBT,NCOMBT+1,...,NCOMBT+NSUPRT.		00070400
C	EXTERNAL UNIT ID NUMBERS ARE STORED IN COMMON ARRAY DTM(600)	--	00070500
C	FOR NCOMBT COMBAT MODULES, THEN FOR NSUPRT SUPPORT UNITS.		00070600
C	AN ERROR MESSAGE IS WRITTEN ON UNIT 6 AND FOMGEN EXECUTION IS		00070700
C	TERMINATED BY STOP 0004 IF PARAMETER ID IS NOT FOUND IN		00070800
C	ARRAY DTM		00070900
C			00071000
C	ID...EXTERNAL UNIT IDENTIFICATION NUMBER		00071100
C			00071200
C			00071300
C	COMMON /DESCRP/STRNTH(760),DTM(760),COST(760)		00071400
C	COMMON /LPSYS/LANGSW,PRBNAM(2),DATSOR		00071500
C	COMMON /RESOLU/NCOMBT,NSUPRT,NPRAM,NPRAMU		00071600
C			00071700
C	INTEGER DTM		00071800
C			00071900
C			00072000
C	NUNIT = NCOMBT + NSUPRT		00072100
C	DO 10 I = 1,NUNIT		00072200
C			00072300
C	IF (DTM(I).NE.ID) GO TO 10		00072400
C	KJGET = I		00072500
C	RETURN		00072600
C			00072700
10	CONTINUE		00072800
C			00072900
C			00073000
C	WRITE (6,20) ID		00073100
20	FORMAT(1H1/////1H ,42H***** FUNCTION KJGET WAS CALLED WITH ID = ,100073200		00073300
C	*5,26H WHICH IS NOT IN ARRAY DTM)		00073400
C	STOP 0004		00073500
C			00073600
C	END		00073700
C	SUBROUTINE KJUNPK(IARRAY,LOC,ID1,ID2)		00073800
C	CONGEN	6 JUN 72	00073900
C	COMMON /REQFAC/COEF(8000),KJCOEF(3000),NANZ,NBNZ		00074000
C	COMMON /REQTOL/TOLRSW,TOLS(2350,3),NTOLS,ALRTP		00074100
C	INTEGER IOLS		00074200
C	IF (IARRAY.NE.1) GO TO 10		00074300
C	ID1 = KJCOEF(LOC) / 1000		00074400
C	ID2 = KJCOEF(LOC) - ID1 * 1000		00074500
C	RETURN		00074600
10	ID1 = TOLS(LOC,1) / 1000		00074700
C	ID2 = TOLS(LOC,1) - ID1 * 1000		00074800
C	RETURN		00074900
C	END		00075000

MEMBER NAME CONGEN
FUNCTION MASK(XR,I)

C
C
C
C
C
C

13 JUNE 72

MASK IS A FUNCTION SUBPROGRAM THAT MASKS-OFF CHARACTER I
OF INPUT WORD XR AND RETURNS IT AS LEFT-JUSTIFIED AND
BLANK-FILLED FUNCTION VALUE

LOGICAL*1 X(4),Y(4)
INTEGER XR,BLANK/4H /
EQUIVALENCE (ITEMP,X),(JTEMP,Y)

ITEMP = BLANK
JTEMP = XR
X(I) = Y(I)
MASK = ITEMP
RETURN
END

00075100
00075200
00075300
00075400
00075500
00075600
00075700
00075800
00075900
00076000
00076100
00076200
00076300
00076400
00076500
00076600
00076700
00076800

SUBROUTINE MATRD(VAL)

C
C
C
C
C
C
C

CONGEN

6 JUNE 72

SUBROUTINE SUBPROGRAM TO READ HAND-GENERATED
STRUCTURE OF THE MATRIX ELEMENT FILE, FROM
/TAPE5=INPUT/

COMMON /I.PSYS/LANGSW,PRBNAM(2),DATSOR
COMMON /NAMES/NVAR1,NVAR2,NROW1,NROW2,NNX,NNN

INTEGER PRBNAM,DATSOR

IF (LANGSW.EQ.2) GO TO 15

MPS/360 FORMAT

READ (5,25) NNX,NVAR1,NVAR2,NROW1,NROW2,NNN,VAL
RETURN

OPTIMA FORMAT

15 READ (5,30) NNX,NR1,NR2,NR3,NR4,NR5,NR6,NR7,NR8,NV1,NV2,NV3,NV4,
* NV5,NV6,NV7,NV8,NNN,VAL

NROW1 = NAME(NR1,NR2,NR3,NR4)

NROW2 = NAME(NR5,NR6,NR7,NR8)

NVAR1 = NAME(NV1,NV2,NV3,NV4)

NVAR2 = NAME(NV5,NV6,NV7,NV8)

RETURN

C
C
C

FJRMAT(A1,3X,2A4,2X,2A4,2X,A1,F11.6)

25

FJRMAT(A1,9X,6A1,1X,2A1,1X,6A1,1X,2A1,1X,A1,F11.6)

30

END

SUBROUTINE MATWRT(VAL)

C
C
C

CONGEN

6 JUNE 72

00076900
00077000
00077100
00077200
00077300
00077400
00077500
00077600
00077700
00077800
00077900
00078000
00078100
00078200
00078300
00078400
00078500
00078600
00078700
00078800
00078900
00079000
00079100
00079200
00079300
00079400
00079500
00079600
00079700
00079800
00079900
00080000
00080100
00080200
00080300
00080400
00080500
00080600
00080700
00080800



```

MEMBER NAME CONGEN
C      SUBROUTINE SUBPROGRAM TO WRITE THE MATRIX ELEMENT FILE (TAPE4) 00080900
C      COEFFICIENT BY COEFFICIENT AS CALLED, IN THE FORMAT OF THE LP 00081000
C      SYSTEM SPECIFIED BY INPUT DATA VARIABLE LANGSW 00081100
C      00081200
C      00081300
C      COMMON /AIJ/NVAIJ 00081400
COMMON /LPSYS/LANGSW,PRBNAM(2),DATSOR 00081500
COMMON /NAMES/NVAR1,NVAR2,NROW1,NROW2,NNX,NNN 00081600
COMMON /SIGN/NEG,PLUS,ZERO,BLK,FREE 00081700
C      00081800
C      INTEGER NEG,PLUS,ZERO,BLK,FREE 00081900
C      INTEGER PRBNAM,DATSOR 00082000
C      00082100
C      NNAIJ = NVAIJ + 1 00082200
C      IF (LANGSW.EQ.2) GO TO 15 00082300
C      00082400
C      MPS/360 FORMAT 00082500
C      00082600
C      WRITE (4,25) NVAR1,NVAR2,NROW1,NROW2,NNN,VAL 00082700
C      RETURN 00082800
C      00082900
C      OPTIMA FORMAT 00083000
C      00083100
15  I7 = MASK( NROW2 , 3 ) 00083200
C      I8 = MASK( NROW2 , 4 ) 00083300
C      J7 = MASK( NVAR2 , 3 ) 00083400
C      J8 = MASK( NVAR2 , 4 ) 00083500
C      WRITE (4,30) NROW1,NROW2,I7,I8,NVAR1,NVAR2,J7,J8,NNN,VAL 00083600
C      RETURN 00083700
C      00083800
C      00083900
25  FORMAT(4X,2A4,2X,2A4,2X,A1,F11.6,41X) 00084000
30  FORMAT(1X,3HAIJ,6X,A4,A2,1H.,2A1,6X,1H.,,A4,A2,1H.,2A1,6X,1H=,A1, 00084100
*    F11.6,26X) 00084200
C      END 00084300
-----
C      FUNCTION NAME(/A1/,/A2/,/A3/,/A4/) 00084400
C      00084500
C      13 JUNE 72 00084600
C      00084700
C      NAME IS A FUNCTION SUBPROGRAM THAT CONCATENATES FOUR (4) 00084800
C      LEFT-JUSTIFIED HOLLERITH CHARACTERS TO FORM ONE-HALF 00084900
C      OF CONGEN LP MODEL ROW AND COLUMN VECTOR NAMES. 00085000
C      00085100
C      LOGICAL *I A1,A2,A3,A4,X(4) 00085200
C      INTEGER XR 00085300
C      EQUIVALENCE (XR,X) 00085400
C      00085500
C      X(1) = A1 00085600
C      X(2) = A2 00085700
C      X(3) = A3 00085800
C      X(4) = A4 00085900
C      NAME = XR 00086000
C      RETURN 00086100
C      END 00086200
-----
C      SUBROUTINE ROWID 00086300
C      00086400
C      CONGEN 6 JUNE 72 00086500
C      00086600

```

```

MEMBER NAME CONGEN
SUBROUTINE TO GENERATE THE FILE OF UNIQUE ROW VECTOR NAMES
  (ARRAY R NAMES, RTYPES) TO BE WRITTEN IN SUBROUTINE FOWOUT AS
  THE MODEL ROW IDENTIFICATION FILE (TAPE7)
COMMON /NAMES/NVAR1,NVAR2,NROW1,NROW2,NNX,NNN
COMMON /PRCT/INDEX
COMMON /ROWS/RNAMES(3000,2),RTYPES(3000)
INTEGER RNAMES,RTYPES
IF THIS ROW VECTOR NAME HAS BEEN PREVIOUSLY GENERATED, DO NOT
  INSERT IT INTO THE LIST NOW
DO 15 KX = 1,INDEX
  IF (RNAMES(KX,1).EQ.NROW1.AND.RNAMES(KX,2).EQ.NROW2) RETURN
  IF (KX.NE.INDEX) GO TO 15
  STORE THE NAME AND TYPE OF THIS ROW VECTOR, AND INCREMENT THE
  COUNT OF ROWS GENERATED
  INDEX=INDEX+1
  IF (INDEX.GT.3000) GO TO 30
  RNAMES(KX,1) = NROW1
  RNAMES(KX,2) = NROW2
  RTYPES(KX) = NNX
  RETURN
15 CONTINUE
30 WRITE (6,20)
  STOP 0002
20 FORMAT(1H1,23H/RNAMES/ HAS OVERFLOWED)
END
SUBROUTINE INIT
CONGEN 6 JUNE 72
SUBROUTINE SUBPROGRAM WHICH BY ITSELF AND BY OPTICAL SUBROUTINE
CALLS PERFORMS SOME INTERNAL VARIABLE INITIALIZATION AND READS
ALL INPUT DATA AND LOGICAL VARIABLES (EXCEPT FOR MANGEN WHICH
IS READ LATER AND RIGHT HAND SIDE,BOUND AND/OR RANGE DATA WHICH
IS REFERENCED OUTSIDE OF FONGEN ITSELF)
ALL NECESSARY VARIABLE INITIALIZATION IS PERFORMED DURING
EXECUTION OF FONGEN AND NONE IS ASSUMED TO HAVE OTHERWISE
OCCURRED PRIOR TO FONGEN EXECUTION, E.G., BY CDC SYSTEM
COMMAND CLEAR.
THE ORDER OF THE FORTRAN READ STATEMENTS WITH ASSOCIATED
COMMENTS AND FORMAT STATEMENTS (LISTED AT THE END OF THE
SUBPROGRAM) PRESENTS BOTH THE ORDER AND FORMAT OF DATA INPUT
TO FONGEN VERSION 1.0

```



```

MEMBER NAME CONGFM          BASIC STRUCTURAL DATA          00100100
.....                      .....                          00100200
IF DATA SOURCE IS AN SLICE MODEL OUTPUT, CALL SUBROUTINE  00100300
PSIN TO READ IN SLICE TAPES AND CARDS                     00100400
IF (DATSR.EQ.1) CALL PSIN                                  00100500
C                                                                00100600
IF DATA SOURCE IS HAND PREPARED DATA, CALL SUBROUTINE  00100700
HANDIN TO READ DATA                                       00100800
C                                                                00100900
IF (DATSR.EQ.2) CALL HANDIN                                00101000
C                                                                00101100
IF DATA SOURCE IS BINARY DUMP OF FORTRAN ARRAYS, RESTORE  00101200
THESE ARRAYS                                              00101300
C                                                                00101400
IF (DATSR.EQ.3) GO TO 15                                    00101500
READ (10) NCON11,NCON12,NCON13,NCON14,NCON15              00101600
READ (10) CDEF                                             00101700
READ (10) KJCOEF                                           00101800
READ (10) DIM                                               00101900
READ (10) STRNTH                                            00102000
READ (10) COST                                              00102100
C                                                                00102200
C                                                                00102300
C                                                                00102400
C                                                                00102500
C                                                                00102600
C                                                                00102700
C                                                                00102800
C                                                                00102900
C                                                                00103000
C                                                                00103100
C                                                                00103200
C                                                                00103300
C                                                                00103400
C                                                                00103500
C                                                                00103600
C                                                                00103700
C                                                                00103800
C                                                                00103900
C                                                                00104000
C                                                                00104100
C                                                                00104200
C                                                                00104300
C                                                                00104400
C                                                                00104500
C                                                                00104600
C                                                                00104700
C                                                                00104800
C                                                                00104900
C                                                                00105000
C                                                                00105100
C                                                                00105200
C                                                                00105300
C                                                                00105400
C                                                                00105500
C                                                                00105600
C                                                                00105700
C                                                                00105800
C                                                                00105900
C                                                                00106000
C                                                                00106100
C                                                                00106200
C                                                                00106300
C                                                                00106400
C                                                                00106500
C                                                                00106600
C                                                                00106700
C                                                                00106800
C                                                                00106900
C                                                                00107000
C                                                                00107100
C                                                                00107200
C                                                                00107300
C                                                                00107400
C                                                                00107500
C                                                                00107600
C                                                                00107700
C                                                                00107800
C                                                                00107900
C                                                                00108000
C                                                                00108100
C                                                                00108200
C                                                                00108300
C                                                                00108400
C                                                                00108500
C                                                                00108600
C                                                                00108700
C                                                                00108800
C                                                                00108900
C                                                                00109000
C                                                                00109100
C                                                                00109200
C                                                                00109300
C                                                                00109400
C                                                                00109500
C                                                                00109600
C                                                                00109700
C                                                                00109800
C                                                                00109900
C                                                                00110000
C                                                                00110100
C                                                                00110200
C                                                                00110300
C                                                                00110400
C                                                                00110500
C                                                                00110600
C                                                                00110700
C                                                                00110800
C                                                                00110900
C                                                                00111000
C                                                                00111100
C                                                                00111200
C                                                                00111300
C                                                                00111400
C                                                                00111500
C                                                                00111600
C                                                                00111700
C                                                                00111800
C                                                                00111900
C                                                                00112000
C                                                                00112100
C                                                                00112200
C                                                                00112300
C                                                                00112400
C                                                                00112500
C                                                                00112600
C                                                                00112700
C                                                                00112800
C                                                                00112900
C                                                                00113000
C                                                                00113100
C                                                                00113200
C                                                                00113300
C                                                                00113400
C                                                                00113500
C                                                                00113600
C                                                                00113700
C                                                                00113800
C                                                                00113900
C                                                                00114000
C                                                                00114100
C                                                                00114200
C                                                                00114300
C                                                                00114400
C                                                                00114500
C                                                                00114600
C                                                                00114700
C                                                                00114800
C                                                                00114900
C                                                                00115000
C                                                                00115100
C                                                                00115200
C                                                                00115300
C                                                                00115400
C                                                                00115500
C                                                                00115600
C                                                                00115700
C                                                                00115800
C                                                                00115900
C                                                                00116000
C                                                                00116100
C                                                                00116200
C                                                                00116300
C                                                                00116400
C                                                                00116500
C                                                                00116600
C                                                                00116700
C                                                                00116800
C                                                                00116900
C                                                                00117000
C                                                                00117100
C                                                                00117200
C                                                                00117300
C                                                                00117400
C                                                                00117500
C                                                                00117600
C                                                                00117700
C                                                                00117800
C                                                                00117900
C                                                                00118000
C                                                                00118100
C                                                                00118200
C                                                                00118300
C                                                                00118400
C                                                                00118500
C                                                                00118600
C                                                                00118700
C                                                                00118800
C                                                                00118900
C                                                                00119000
C                                                                00119100
C                                                                00119200
C                                                                00119300
C                                                                00119400
C                                                                00119500
C                                                                00119600
C                                                                00119700
C                                                                00119800
C                                                                00119900
C                                                                00120000
C                                                                00120100
C                                                                00120200
C                                                                00120300
C                                                                00120400
C                                                                00120500
C                                                                00120600
C                                                                00120700
C                                                                00120800
C                                                                00120900
C                                                                00121000
C                                                                00121100
C                                                                00121200
C                                                                00121300
C                                                                00121400
C                                                                00121500
C                                                                00121600
C                                                                00121700
C                                                                00121800
C                                                                00121900
C                                                                00122000
C                                                                00122100
C                                                                00122200
C                                                                00122300
C                                                                00122400
C                                                                00122500
C                                                                00122600
C                                                                00122700
C                                                                00122800
C                                                                00122900
C                                                                00123000
C                                                                00123100
C                                                                00123200
C                                                                00123300
C                                                                00123400
C                                                                00123500
C                                                                00123600
C                                                                00123700
C                                                                00123800
C                                                                00123900
C                                                                00124000
C                                                                00124100
C                                                                00124200
C                                                                00124300
C                                                                00124400
C                                                                00124500
C                                                                00124600
C                                                                00124700
C                                                                00124800
C                                                                00124900
C                                                                00125000
C                                                                00125100
C                                                                00125200
C                                                                00125300
C                                                                00125400
C                                                                00125500
C                                                                00125600
C                                                                00125700
C                                                                00125800
C                                                                00125900
C                                                                00126000
C                                                                00126100
C                                                                00126200
C                                                                00126300
C                                                                00126400
C                                                                00126500
C                                                                00126600
C                                                                00126700
C                                                                00126800
C                                                                00126900
C                                                                00127000
C                                                                00127100
C                                                                00127200
C                                                                00127300
C                                                                00127400
C                                                                00127500
C                                                                00127600
C                                                                00127700
C                                                                00127800
C                                                                00127900
C                                                                00128000
C                                                                00128100
C                                                                00128200
C                                                                00128300
C                                                                00128400
C                                                                00128500
C                                                                00128600
C                                                                00128700
C                                                                00128800
C                                                                00128900
C                                                                00129000
C                                                                00129100
C                                                                00129200
C                                                                00129300
C                                                                00129400
C                                                                00129500
C                                                                00129600
C                                                                00129700
C                                                                00129800
C                                                                00129900
C                                                                00130000

```



MEMBER NAME CONGEN		00115800
70 CONTINUE		00115700
C		00115800
C		00115900
CC		00116000
C		00116100
C 9 SUBSW		00116200
C	SUPPORT UNIT SUBSTITUTION LOGICAL SWITCH	00116300
C	SUBSW = 1...SUPPORT UNIT SUBSTITUTIONS	00116400
C	SPECIFIED BELOW WILL BE REPRESENTED	00116500
C	OTHERWISE...NO PERMISSIBLE SUBSTITUTIONS	00116600
C	WILL BE REPRESENTED	00116700
C		00116800
C		00116900
HEAD (5,250) SUBSW		00117000
C		00117100
CC		00117200
C		00117300
C		00117400
C 10		00117500
C	IF SUPPORT UNIT SUBSTITUTIONS MAY BE REPRESENTED AT ALL	00117600
C	(SUBSD = 1) READ SUBSTITUTION DATA FROM LOGICAL 5 AND COUNT	00117700
C	THE NUMBER OF PERMISSIBLE TYPES OF SUBSTITUTIONS SPECIFIED	00117800
C		00117900
C	IF (SUBSW.NE.1) GO TO 130	00118000
C		00118100
C	NSUBS = 0	00118200
C		00118300
140	READ (5,270) IND1,IND2,IOTM,JDTM,ENTRY	00118400
C	IF (IND1.EQ.REGSUB(1).AND.IND2.EQ.REGSUB(2)) GO TO 140	00118500
C	IF (IND1.EQ.ENDSUB(1).AND.IND2.EQ.ENDSUB(2)) GO TO 130	00118600
C		00118700
C	NUNIT = NCOMT + NSUPRT	00118800
C	IOTMX = 0	00118900
C	DO 150 I = 1,NUNIT	00119000
C	IF (IOTM.NE.DTM(I)) GO TO 150	00119100
C	IOTMX = 1	00119200
C	GO TO 160	00119300
150	CONTINUE	00119400
C	JDTMX = 0	00119500
160	DO 170 I = 1,NUNIT	00119600
C	IF (JDTM.NE.DTM(I)) GO TO 170	00119700
C	JDTMX = 1	00119800
C	GO TO 180	00119900
170	CONTINUE	00120000
C		00120100
180	IF (IOTMX.EQ.0.OR.JDTMX.EQ.0) GO TO 140	00120200
C	NSUBS = NSUBS + 1	00120300
C	KJSUM(NSUBS,1) = IOTM	00120400
C	KJSUM(NSUBS,2) = JDTM	00120500
C	SUM(NSUBS) = ENTRY	00120600
C	GO TO 140	00120700
C		00120800
190	CONTINUE	00120900
C		00121000
C		00121100
CC		00121200
C		00121300



	MEMBER NAME CONGEN		00121400
C	11		00121500
C		UNIT MIX LOGICAL SWITCH.	00121600
C	UMIXSW	UMIXSW = 1...UNIT MIXES WITH OR WITHOUT	00121700
C		TOLERANCES MAY BE REPRESENTED	00121800
C		IN THIS MODEL. INPUT DATA CARDS	00121900
C		SPECIFYING MIXES WILL BE READ	00122000
C		NEXT. SUBROUTINE UNIMIX WILL BE	00122100
C		CALLLED ONCE FROM THE MAIN ROUTINE	00122200
C		FORMGEN TO GENERATE MATRIX	00122300
C		STRUCTURE REPRESENTING USER	00122400
C		SPECIFIED MIXES.	00122500
C		OTHERWISE...NO MIXES WILL BE REPRESENT-	00122600
C		ED. NO UNIT MIX DATA CARDS	00122700
C		WILL BE READ (AND THUS	00122800
C		SHOULD NOT BE INCLUDED IN	00122900
C		THE INPUT DATA). SUBROU-	00123000
C		TINE UNIMIX WILL NOT BE	00123100
C		CALLLED.	00123200
C			00123300
C	READ (5,250) UMIKSW		00123400
C		INTEGER	00123500
C		ONE CARD	00123600
C		COL 2	00123700
C			00123800
C			00123900
C			00124000
C	12		00124100
C		IF UNIT MIX CONSTRAINTS MAY BE REPRESENTED (UMIXSW = 1)	00124200
C		COUNT THE NUMBER OF MIXES SPECIFIED AND READ ALL DATA	00124300
C		--DTM NUMBER, MIX ENTRY, UPPER TOLERANCE, LOWER TOLERANCE	00124400
C		FOR EACH ENTRY OF EACH MIX--INTO CENTRAL MEMORY.	00124500
C			00124600
C		IF (UMIXSW.NE.1) GO TO 30	00124700
C		NMIXES = 0	00124800
C		INDEX = 0	00124900
C			00125000
C	40	READ (5,260) IND1,IND2,NDTM,ENTRY,UTOL,LTOL	00125100
C			00125200
C		IF (IND1.EQ.LSTMX(1).AND.IND2.EQ.LSTMX(2)) GO TO 30	00125300
C		IF (IND1.EQ.ENDMX(1).AND.IND2.EQ.ENDMX(2)) GO TO 45	00125400
C		IF (IND1.NE.BEGMX(1).OR.IND2.NE.BEGMX(2)) GO TO 50	00125500
C		NMIXES = NMIXES + 1	00125600
C		GO TO 40	00125700
C	45	INDEX = INDEX + 1	00125800
C		MIXES(INDEX) = 0	00125900
C		MIXES(INDEX,1) = 0.0	00126000
C		MIXES(INDEX,2) = 0.0	00126100
C		MIXES(INDEX,3) = 0.0	00126200
C		GO TO 40	00126300
C	50	INDEX = INDEX + 1	00126400
C		MIXES(INDEX) = NDTM	00126500
C		MIXES(INDEX,1) = ENTRY	00126600
C		MIXES(INDEX,2) = UTOL	00126700
C		MIXES(INDEX,3) = LTOL	00126800
C		GO TO 40	00126900
C			00127000
C			00127100



MEMBER NAME CONGEN		JJ144500
C	COMMON /TITLE/ITITLE(7),ISRC(3),ITPSN(2)	JJ144600
	DIMENSION TCDEF(60),ITCOEF(60)	JJ144700
	EQUIVALENCE (TCDEF(1),ITCOEF(1))	00144800
C		JJ144900
	DIMENSION PRAMID(15)	00145000
	DIMENSION ISET(472)	JJ145100
C		00145200
	DIMENSION COST IN(132),AVGST(32),AVGSTA(6),IPTSTA(32,2)	00145300
	EQUIVALENCE (NCST ,TOLS(1,1))	JJ145400
	EQUIVALENCE (NPTSTA ,TOLS(2,1))	JJ145500
	EQUIVALENCE (IPTSTA(1,1),TOLS(3,1))	00145600
	EQUIVALENCE (COSTIN,TOLS(323,1))	JJ145700
	EQUIVALENCE (AVGST,TOLS(455,1))	00145800
	EQUIVALENCE (AVGSTA,TOLS(487,1))	00145900
C		00146000
	INTEGER DTM	JJ146100
	INTEGER PRAMID	00146200
C		00146300
C		JJ146400
C	CC	00146500
C		00146600
C	CCCCCCC THE FOLLOWING DATA IS READ FROM THE BN SLICE A-TAPE --	JJ146700
C	CCCCCCC BINARY UNIT 40 PRODUCED BY APROG.	JJ146800
C		00146900
	REWIND 8	00147000
C		JJ147100
C	SKIP ONE LOGICAL RECORD -- (ALPHI1),I=1,20)	00147110
C		JJ147120
C	READ (8)	00147130
C		00147140
C	SKIP ONE LOGICAL RECORD -- (ALPHI1),I=1,20),NCONS,LCONS	00147150
C		00147160
C	READ (8)	00147170
C		00147180
C		JJ147200
C	READ THE NUMBER OF COMBAT MODULES MODELED IN THIS BN SLICE RUN	JJ147300
C	AND STORE IT IN FUNGEN COMMON VARIABLE NCOMBT (NCOMBT = 40).	00147400
C		JJ147500
	READ (8) NCOMBT	JJ147600
C		00147610
C	SKIP ONE LOGICAL RECORD -- NORGI1),NORGI17),(NORGI1),I=2,16)	00147620
C		00147630
C	READ (8)	00147640
C		JJ147700
C	READ THE DTM NUMBERS OF THE NCOMBT COMBAT MODULES AND STORE	JJ147800
C	THEM IN THE FIRST NCOMBT WORDS OF COMMON INTEGER ARRAY DTM(1000)	JJ147900
C		00148000
	DO 10 I = 1,NCOMBT	JJ148100
	READ (A) (ITCOFF(J),J=1,25)	00148200
	ITCOEF(2) = ITCOEF(2) + 900	00148300
	DTM(I) = ITCOEF(2)	00148400
	WRITE (2,163) (ITCOFF(J),J=2,8)	00148500
10	CONTINUE	00148600
C		JJ148700
C	READ THE DTM NUMBERS OF ANY PARAMETERIZED UNITS IN THIS BN SLICE	JJ148800
C	RUN AND CALCULATE THIS NUMBER. THE NUMBER (= 15) OF PARAMETER-	00148900
C	IZED UNITS IS STORED IN LOCAL INTEGER VARIABLE NPARAM. THEIR DTM	00149000



MEMBER NAME CONGEN	
C NUMBERS ARE STORED INITIALLY IN WORDS NCOMBT+1 TO NCOMBT+NPRAM	J0149100
C OF ARRAY DTM. NOTE THAT FOMGEN ULTIMATELY TREATS THESE AS ANY	J0149200
C OTHER SUPPORT UNIT.	00149300
C	00149400
C	00149500
READ (8) PRAMID,ISET	00149600
NPRAM = 0	J0149700
DO 20 I = 1,15	J0149800
IF (PRAMID(I).EQ.0) GO TO 30	00149900
NPRAM = NPRAM + 1	00150000
20 CONTINUE	J0150100
C	J0150200
30 IF (NPRAM.LE.0) GO TO 32	J0150300
NPRAMU = 1	00150400
IF (NPRAM.EQ.1) GO TO 32	00150500
DO 34 I = 2,NPRAM	00150600
DO 36 J = 2,I	J0150700
IF (PRAMID(I).EQ.PRAMID(J-1)) GO TO 34	00150800
36 CONTINUE	J0150900
NPRAMU = NPRAMU + 1	J0151000
34 CONTINUE	00151100
C	J0151200
C	J0151300
C	00151400
C	00151500
32 READ (8) NSUPRT	00151600
C	00151700
C	00151800
C	J0151900
SKIP ONE LOGICAL RECORD -- (ICODE(I),I=1,1000)	00152000
C	J0152100
C	00152200
C	00152300
READ (8) (I,J=1,1000)	J0152400
C	J0152500
C	J0152600
C	J0152700
C	J0152800
SKIP ONE LOGICAL RECORD -- (JCODE(I),I=1,600)	00152900
C	00153000
C	00153100
READ (8) (I,J=1,600)	J0153200
C	J0153300
C	J0153400
C	00153500
60 READ (8) (ITCOEF(I),I=1,5)	J0153600
IF (ITCOEF(2).GT.999) GO TO 48	J0153700
62 READ (8) (ITCOEF(I),I=1,11)	00153800
IF (ITCOEF(11).EQ.9) GO TO 40	J0153900
GO TO 42	00154000
C	J0154100
C	J0154200
C	J0154300
C	J0154400
READ REQUIREMENTS FOR SUPPORT UNITS PER COMBAT MODULES. STORE	J0154500
NON-ZERO ALLOCATION COEFFICIENTS IN COMMON REAL ARRAY COEF(6000)	J0154600
STARTING AT WORD 1. COMMON INTEGER VARIABLE NANTZ IS A COUNT	J0154700
OF THE NUMBER OF THESE COEFFICIENTS (A-MATRIX COEFFICIENTS)	J0154800
STORED.	J0154900
C	00155000
C	00155100
48 NANTZ = 0	00155200
IK = 0	J0155300
DO 50 I = 1,NSUPRT	J0155400
READ (8) (ITCOEF(J),J=1,15)	00155500
IK = IK + 1	00155600
DTM(I+NCOMBT) = (ITCOEF(I))	J0155700
WRITE (2,164) (ITCOEF(J),J=1,15)	J0155800
IF (ITCOEF(12).EQ.0) GO TO 50	J0155900
READ (8) (ITCOEF(J),J=1,NCOMBT)	J0156000
DO 60 J = 1,NCOMBT	J0156100
IF (ITCOEF(J).LE.0.0) GO TO 60	J0156200



MEMBER NAME CONGEN

```

      NANZ = NANZ + 1
      IF (NANZ.GT.6500) GO TO 800
      CDEF(NANZ) = TCOEF(J)
      KJCOEF(NANZ) = DTM(J) * 1000 + DTM(IX+NCOMBT)
50    CONTINUE
50    CONTINUE
C
C      READ REQUIREMENTS FOR PARAMETRIZED UNITS PER COMBAT MODULES.
C      NON-ZERO ALLOCATION RULE COEFFICIENTS ARE STORED IN ARRAY
C      COEF(6000). THESE COEFFICIENTS ARE TREATED AS PART OF THE
C      A-MATRIX. THE NUMBER OF NON-ZERO COEFFICIENTS STORED HERE
C      IS INCLUDED IN THE COUNT STORED IN VARIABLE NANZ.
C
      READ (8)
      D3 90 I = 1,12
      READ (8) (TCOEF(J),J=1,NCOMBT)
      D3 100 J = 1,NCOMBT
      IF (TCOEF(J).LE.0.0) GO TO 100
      NANZ = NANZ + 1
      IF (NANZ.GT.8000) GO TO 800
      CDEF(NANZ) = TCOEF(J)
      KJCOEF(NANZ) = DTM(J) * 1000 + PRAMID(I)
100  CONTINUE
90  CONTINUE
C
      101 READ (8,END=102) IDUMMY
           GO TO 101
      102 CONTINUE
C
CCCCCCC THE FOLLOWING DATA IS READ FROM THE BN SLICE B-TAPE
CCCCCCC PRODUCED IN BINARY BY BN SLICE MODEL SPECIALLY FOR CONGEN --
CCCCCCC UNIT 75 PRODUCED BY BPRNG.
C
C      REWIND B
C      PAUSE 001
C      REWIND B
C
C      READ REQUIREMENTS FOR SUPPORT UNITS (AND PARAMETRIZED UNITS)
C      PER SUPPORT UNITS (AND PARAMETRIZED UNITS). THESE NON-ZERO
C      ALLOCATION RULE COEFFICIENTS ARE STORED IN ARRAY CCF(6000)
C      STARTING WITH WORD NANZ + 1. VARIABLE NANZ IS A COUNT OF THE
C      NON-ZERO COEFFICIENTS STORED HERE.
C
      NBNZ = 0
130  READ (8,END=140) (ITCOEF(1),I=1,9),TCOEF(16)
C 130 READ (8) (ITCOEF(1),I=1,9),TCOEF(16)
C      IF (COF(8)140.998
998  IF (TCOEF(16).LE.0.0) GO TO 130
      NANZ = NANZ + 1
      IF (NANZ + NBNZ .GT. 8000) GO TO 820
      CDEF (NANZ+NBNZ) = TCOEF(16)
      KJCOEF(NBNZ+NANZ) = ITCOEF(1) * 1000 + ITCOEF(13)
      GO TO 130
C
C
CCCCCCCCCCCCCCCCCCCCCCCCCCCCCCCCCCCCCCCCCCCCCCCCCCCCCCCCCCCCCCCCCCCCCCCCCCCCCCCCCCCCCCCC
C

```



<pre> MEMBER NAME CONGEN C C CALL SUBROUTINE BSSORT TO SORT ARRAYS DTN,COEF,KJCOEF INTO C AN EFFICIENT ORDER FOR FOMGEN EXECUTION. C 140 CALL BSSORT C C C CC C C C READ UNIT STRENGTHS AND COMBAT UNIT SOLUTION VALUES FROM BN C SLICE TROOPLIST CARD DECK ON LOGICAL UNIT 5. NUNIT = NCOMBT + NSUPRT D3 150 I = 1, NUNIT 150 STATH(I) = 0.0 C C READ (5,999) 160 READ (5,950) (DTN,(I)TITLE(I),J=1,7),(ISRC(K),K=1,3), (I)TPSN(I),J=1,2),ISTRN,SOL IF (I)DTN.EQ.999) GO TO 185 D3 170 I = 1, NUNIT IF (I)DTN.NE.0) GO TO 170 STATH(I) = ISTRN IF (I).E.NCOMBT) TCOEF(I) = SOL GO TO 160 170 CONTINUE G3 TO 160 C C C CC C C C DIVIDE A-MATRIX COEFFICIENTS AS READ BY THE SOLUTION VALUES C OF THE CORRESPONDING COMBAT MODULES TO OBTAIN LP COEFFICIENTS C OF ALLOCATION PER COMBAT MODULE. C 185 DO 190 I = 1, NANE IX = KJGFT(I) KJCOEF(II)/1000) COEF(II) = COEF(II) / TCOEF(IX) 190 CONTINUE C C C CC C C C READ COST DATA FROM BN SLICE EXTRACTION FROM COSTALS FOR EACH C UNIT. A WEIGHTED SUM OF THE 32 BUDGET CATEGORIES AND THE 6 C PEACE-TIME STATIONS IS TAKEN TO PRODUCE ONE (II) UNIT COST FOR C THIS LP MODEL. ONLY THE SINGLE UNIT COST IS STORED FOR EACH C UNIT. C THIS IS THE SAME AS BN SLICE UNIT 05. C C REWIND 8 C PAUSE 002 C REWIND 8 C C READ (5,960) (AVGCST(II),I=1,NCST) C READ (5,960) (AVGSTA(II),I=1,NP1STA) </pre>	<pre> 00159000 00159400 00160000 00160100 00160200 00160300 00160400 00160500 00160600 00160700 00160800 00160900 00161000 00161100 00161200 00161300 00161400 00161500 00161600 00161700 00161800 00161900 00162000 00162100 00162200 00162300 00162400 00162500 00162600 00162700 00162800 00162900 00163000 00163100 00163200 00163300 00163400 00163500 00163600 00163700 00163800 00163900 00164000 00164100 00164200 00164300 00164400 00164500 00164600 00164700 00164800 00164900 00165000 00165100 00165200 00165300 00165400 00165500 00165600 </pre>
---	---



```

MEMBER NAME CONGEN
-----
160 FFORMAT(10E8.6) ----- J01655JJ
    DD 200 I = 1,NUNIT ----- 001656JJ
200 COST(I) = 0.0 ----- 001657JJ
210 READ (8,END=290) ID,COSTIN 001658JJ
= 210 READ (8) ID,COSTIN 001659JJ
C IF (EOF,8) 290,220 001660JJ
220 DD 230 J = 1,NUNIT ----- 001661JJ
    IF (DTH(I).NE.ID) GO TO 230 001662JJ
    K = 0 ----- 001663JJ
    DD 240 J = 1,NCST ----- 001664JJ
    IF (IPTSTA(J),1).EQ.1) GO TO 250 001665JJ
    K = K + 1 ----- 001666JJ
    COST(I) = COST(I) + COSTIN(K) + AVGCST(I) ----- 001667JJ
    GO TO 240 ----- 001668JJ
250 DD 260 L = 1,NPTSTA ----- 001669JJ
    K = K + 1 ----- 001670JJ
260 COST(I) = COST(I) + COSTIN(K) + AVGCST(I) + AVGSTA(L) 001671JJ
240 CONTINUE ----- 001672JJ
    COST(I) = COST(I) / 1.0E8 ----- 001673JJ
230 CONTINUE ----- 001674JJ
    GO TO 210 ----- 001675JJ
C ----- 001676JJ
C ----- 001677JJ
CCCCCCCCCCCCCCCCCCCCCCCCCCCCCCCCCCCCCCCCCCCCCCCCCCCCCCCCCCCCCCCC 001678JJ
= ----- 001679JJ
C ----- 001680JJ
290 RETURN ----- 001681JJ
C ----- 001682JJ
C ----- 001683JJ
163 FFORMAT(14,7X,6A4,201M 1) ----- 001684JJ
164 FFORMAT(14,3X,14A4) ----- 001685JJ
950 FFORMAT(14,3X,7A4,2X,3A4,3X,2A4,15,P8.3) ----- 001686JJ
999 FFORMAT(10X) ----- 001687JJ
C ----- 001688JJ
800 WRITE (6,810) NAME ----- 001689JJ
810 FFORMAT(1M0,55H00000 COEFFICIENT STORAGE CAPACITY EXCEEDED WITH NAME) 001690JJ
    0E = .15) ----- 001691JJ
    STOP 0005 ----- 001692JJ
820 WRITE (6,830) NAME ----- 001693JJ
830 FFORMAT(1M0,55H00000 COEFFICIENT STORAGE CAPACITY EXCEEDED WITH NAME) 001694JJ
    0E = .15) ----- 001695JJ
    STOP 0006 ----- 001696JJ
C ----- 001697JJ
C ----- 001698JJ
END ----- 001699JJ
-----
SUBROUTINE BSSORT ----- J01700JJ
C ----- J01701JJ
C CONGEN 6 JUNE 72 ----- J01702JJ
C ----- J01703JJ
C BSSORT IS A FORTRAN IV SUBROUTINE THAT SORTS FONGEN ARRAYS 001704JJ
C DT4 AND COEF,KJCOEF AS CONSTRUCTED FROM BN SLICE MODEL OUTPUT 001705JJ
C INTO EFFICIENT ORDERS FOR FONGEN EXECUTION ----- J01706JJ
C ----- J01707JJ
C ----- J01708JJ
COMMON /RESOLU/NCORRT,NSUPRT,NPRAM,NPRAMU ----- J01709JJ
COMMON /DESCRP/STRYME(760),DTH(760),COST(760) ----- J01710JJ
COMMON /REQFAC/COEF(10000),KJCOEF(10000),NAMEZ,NAME ----- 001711JJ
C ----- 001712JJ

```

MEMBER NAME CONGEN
INTEGER DTM

C
C
C
C
C

SORT A-MATRIX (FIRST NAME WORDS OF ARRAYS COEF,KJCOEF) INTO
ORDER OF COMBAT MODULES AS GIVEN--SORT BY SUPPORTEC UNIT.

J1 = 1
DO 40 I = 1,NCOMAT
DO 50 J = J1,NMNT
IF (KJCOEF(I,J)/1000.NE.DTM(I)) GO TO 50

C
C
C

ITEMP = KJCOEF(I,J)
TEMP = COEF(I,J)

KJCOEF(I,J) = KJCOEF(I,J)
COEF(I,J) = COEF(I,J)

C
C

KJCOEF(I,J) = ITEMP
COEF(I,J) = TEMP

C
SO
60

J1 = J1 + 1
CONTINUE
CONTINUE

C
C
C
C
C

SORT B-MATRIX (WORDS NAME=1 TO NAME=NAME OF ARRAYS COEF,KJCOEF)
INTO ORDER OF SUPPORTED SUPPORT UNITS AS GIVEN.

J1 = NAME = 1
NEND = NAME = NMNT
I1 = NCOMAT = 1
MUNIT = NCOMAT = NSUPRT
DO 60 I = I1,MUNIT
DO 70 J = J1,NEND
IF (KJCOEF(I,J)/1000.NE.DTM(I)) GO TO 70

C
C
C

ITEMP = KJCOEF(I,J)
TEMP = COEF(I,J)

KJCOEF(I,J) = KJCOEF(I,J)
COEF(I,J) = COEF(I,J)

C
C

KJCOEF(I,J) = ITEMP
COEF(I,J) = TEMP

C
70
60

J1 = J1 + 1
CONTINUE
CONTINUE

C
C
C

RETURN

C

END

C
C
C
C

CONGEN 6 JUNE 72
ROUTINE TO READ FROM LOGICAL UNIT 5 ARRAYS DTM, S, SNTM.

00171300
00171400
00171500
00171600
00171700
00171800
00171900
00172000
00172100
00172200
00172300
00172400
00172500
00172600
00172700
00172800
00172900
00173000
00173100
00173200
00173300
00173400
00173500
00173600
00173700
00173800
00173900
00174000
00174100
00174200
00174300
00174400
00174500
00174600
00174700
00174800
00174900
00175000
00175100
00175200
00175300
00175400
00175500
00175600
00175700
00175800
00175900
00176000
00176100
00176200
00176300
00176400
00176500
00176600
00176700
00176800
00176900
00177000



```

MEMBER NAME CONGEN
C      KJCDEF,CJEF,LMTOL,UPTOL                JO177100
C      MANDIN IS CALLED ONCE FROM ROUTINE INIT IF INPUT DATA JO177200
C      VARIABLE DATSOR = 2 (HAND PREPARED DATA) JO177300
C      JO177400
C      JO177500
COMMON /DESCR/STRYTH(1760),DTM(1760),COST(1760) JO177600
COMMON /EFF/NEFF,EFFLAB(16,3),EFF(60,6) JO177700
COMMON /REQFAC/CJEF(10000),KJCOEF(10000),NANZ,NPNZ JO177800
COMMON /REQTOL/TOLRSW,TOLS(2350,3),NTOLS,ALRTP JO177900
COMMON /RESOLU/NCORAT,NSUPRT,NFRSM,NPRAMU JO178000
COMMON /TITLE/TITLE(17),ISRC(3) JO178100
C      JO178200
DIMENSION TEMP(3) JO178300
DIMENSION ITOLS(2350,3) JO178400
EQUIVALENCE (ITOLS(1,1),TOLS(1,1)) JO178500
C      JO178600
INTEGER EFFLAB JO178700
INTEGER DTM,TOLRSW JO178800
C      JO178900
REAL * 8 BEGAIJ,ENDAIJ,IND JO179000
C      JO179100
DATA BEGAIJ/ 0MBEGCOEF / JO179200
DATA ENDAIJ/ 0MENDCOEF / JO179300
REAL LTOL,LMTOL JO179400
C      JO179500
C      JO179600
C      NUMBER OF COMBAT UNIT TYPES JO179700
C      JO179800
READ (5,6) NCOMBT JO179900
C      JO180000
C      NUMBER OF SUPPORT UNIT TYPES JO180100
C      JO180200
READ (5,6) NSUPRT JO180300
C      JO180400
C      UNIT CHARACTERISTICS JO180500
C      JO180600
NUNIT = NCOMBT + NSUPRT JO180700
DO 10 I = 1,NUNIT JO180800
READ (5,70) DTM(I),(ITITLE(I),J=1,7),(ISRC(K),K=1,3),ITEMP,COST(1) JO180900
STRYTH(I) = ITEMP JO181000
WRITE (7,110) (ITITLE(I),J=1,7),(ISRC(K),K=1,3) JO181100
CONTINUE JO181200
C      JO181300
C      UNIT ALLOCATION RULE COEFFICIENTS AND POSSIBLE JO181400
C      TOLERANCES JO181500
C      JO181600
INDEX = 0 JO181700
NTOLS = 0 JO181800
J = 0 JO181900
20 READ (5,80) IND,IDTM,JDTH,AIJ,LTOL,LTOL JO182000
IF (IND.EQ.BEGAIJ) GO TO 20 JO182100
IF (IND.EQ.ENDAIJ) GO TO 30 JO182200
INDEX = INDEX + 1 JO182300
KJCOEF(INDEX) = IDTM + 1000 + JDTH JO182400
COEF(INDEX) = AIJ JO182500
IF (LTOL.LE.0.0.AND.UTOL.LE.0.0) GO TO 20 JO182600
NTOLS = NTOLS + 1 JO182700
IF (INTOLS.GT.2350) GO TO 120 JO182800

```

MEMBER NAME	CONGEN		06162900
	ITOLSEN(TOLS,1) = IOTM * 1000 * JOIM		00163000
	ITOLSEN(TOLS,2) = LTOL		00163100
	ITOLSEN(TOLS,3) = UTOL		00163200
	GO TO 20		00163300
120	IF (J.EQ.1) GO TO 20		00163400
	J = 1		00163500
	WRITE (6,130)		00163600
	GO TO 20		00163700
C			00163800
C			00163900
C			00164000
C			00164100
C			00164200
C			00164300
30	J1 = 1		00164400
	NANZ = 0		00164500
	NBNZ = 0		00164600
	DJ 50 I = 1,NUNIT		00164700
	DJ 40 J = J1,NZLN		00164800
	IF (AJCOEFF(I)/1000.NE.DTNE(I)) GO TO 40		00164900
:			00165000
	IF (I.GT.NCONB(I)) GO TO 90		00165100
	NANZ = NANZ + 1		00165200
	GO TO 100		00165300
90	NBNZ = NBNZ + 1		00165400
C			00165500
100	ITEMP = AJCOEFF(I)		00165600
	TEMP(I) = COEFF(I)		00165700
C			00165800
	KJCOEFF(I) = KJCOEFF(I)		00165900
	COEFF(I) = COEFF(I)		00166000
C			00166100
	KJCOEFF(I) = ITEMP		00166200
	COEFF(I) = TEMP(I)		00166300
C			00166400
	J1 = J1 + 1		00166500
40	CONTINUE		00166600
50	CONTINUE		00166700
C			00166800
C			00166900
	RETURN		00167000
C			00167100
60	FORMAT(15)		00167200
70	FORMAT(14,2X,7A4,2X,2A4,A3,2X,19,2X,E11.0)		00167300
80	FORMAT(A,14,13,2X,13,2X,F12.6,5X,E12.6,5X,E12.6)		00167400
110	FORMAT(17A4,10X,2A4,A3,31X)		00167500
130	FORMAT(110,02H00000 TOLERANCE WAS INPUT FOR MORE THAN 2350 COEFFICIENTS. THE EXCESS WAS IGNORED.)		00167600
C			00167700
	END		00167800
	SUBROUTINE CONGEN		00167900
C			00168000
C		6 JUNE 72	00168100
C			00168200
C			00168300
C			00168400
C			00168500
C			00168600
C			00168700
C			00168800
C			00168900
C			00169000
C			00169100
C			00169200
C			00169300
C			00169400
C			00169500
C			00169600
C			00169700
C			00169800
C			00169900



```

MEMBER NAME CUMGEN
C MODEL.
C
COMMON /ALPHA/NU(35)
COMMON /AET/STR,LGL
COMMON /CCL/CSTYP(60),CSPER(60),CLTYP(60),CLPER(60)
COMMON /DESCRP/STRNTH(740),DTN(740),COST(740)
COMMON /DEVIAT/CSSW,CLSW,SHSSW,SALSW,SPSSW,SPLSW
COMMON /EFF/NEFF,EFFLAB(2,3),EIP(60,6)
COMMON /GROUP/GRPSW,GRUPI(740),IGRUPI(740,2)
COMMON /MIX/UNXSW,UNXES,MIXESI(30,3),MIXESI(30)
COMMON /NAMES/NVAR1,NVAR2,KNOW1,KNOW2,NNK,NNN
COMMON /NCON/NCON(60),RESCON(6)
COMMON /OBS/OBSNAME( 7,2),NORJ
COMMON /REQAC/COEFF(600),AJCOFF(600),NANZ,NANZ
COMMON /RECTL/TOLASW,TOLS(2350,3),NTOLS,ALRTYP
COMMON /RESOLU/NCORNT,NSUPRT,NPRAM,NPRAMJ
COMMON /SIGN/NEG,PLUS,ZERO,BLK,FREE
COMMON /TMPMK/MKIND,IMMK(10)
C
INTEGER GRPSW
INTEGER NEG,PLUS,ZERO,BLK,FREE
INTEGER STR,LGL
INTEGER OBSNAME
INTEGER TOLASW
INTEGER DTN
INTEGER UNXSW
INTEGER EFFLAB,ALRTYP,RESCON
INTEGER CSSW,CLSW,SHSSW,SALSW,SPSSW,SPLSW
INTEGER CSTYP,CLTYP
REAL LHTOL
REAL MIXES
C
C
CCCCCCCCCCCCCCCCCCCCCCCCCCCCCCCCCCCCCCCCCCCCCCCCCCCCCCCCCCCCCCCCCCCCCCCCCC
C
C
C IF THERE ARE NO COMBAT MODULES IN THIS MODEL,RETURN CONTROL
C TO FORGEN.
C
C IF (NCOMBT.EQ.0) RETURN
C IPOINT = 1
C
C ONE COLUMN VECTOR IS GENERATED FOR EACH OF NCOMBT COMBAT MODULES
C TYPES
C
C DO 10 I = 1,NCOMBT
C
C PREPARE THE DIGITS OF THE DTN NUMBER OF THIS COMBAT MODULE
C FOR USE IN ROW AND COLUMN NAMES.
C
C CALL BRK3DG(DTN(I),1,1,12,13)
C
C GENERATE THE NAME OF THIS COLUMN VECTOR BY 2 CALLS TO
C FUNCTION NAME TO CONCATENATE 4 CHARACTERS WHICH ARE PASSED
C AS CALLING PARAMETERS.
C
C
C NVAR1 = NAME(NU(12),1,1,12,13)
C NVAR2 = BLK

```

```

J0180700
J0180800
J0180900
J0181000
J0181100
J0181200
J0181300
J0181400
J0181500
J0181600
J0181700
J0181800
J0181900
J0182000
J0182100
J0182200
J0182300
J0182400
J0182500
J0182600
J0182700
J0182800
J0182900
J0183000
J0183100
J0183200
J0183300
J0183400
J0183500
J0183600
J0183700
J0183800
J0183900
J0184000
J0184100
J0184200
J0184300
J0184400

```



```

MEMBER NAME CONGEN
C
C ENTER THIS COLUMN INTO THE LIST OF MODEL COLUMNS BY A CALL
C TO SUBROUTINE COLID.
C
CALL COLID
C
C ENTER THIS COLUMN INTO THE ADVANCED START BASIS BY A CALL
C TO SUBROUTINE BASIS.
C
CALL BASIS(STR, NVAR1, NVAR2)
C
C ENTER THE STRENGTH OF THIS COMBAT MODULE INTO ALTERNATIVE
C OBJECTIVE FUNCTION /TSTAN/ BY A CALL TO FUNCTION NAME TO
C FORM THE OBJECTIVE FUNCTION NAME, AND A CALL TO SUBROUTINE
C MATWRT TO WRITE THE MATRIX COEFFICIENT.
C THIS OBJECTIVE FUNCTION IS THE SUM OF THE STRENGTHS OF ALL
C COMBAT MODULES AND SUPPORT UNITS IN A FORCE.
C THE COEFFICIENT IS SCALED IN 1000S.
C
NR0W1 = OBNAME(1,1)
NR0W2 = OBNAME(1,2)
NNN = PLUS
CALL MATWRT(STR,TM11/1000.)
C
C ENTER THE STRENGTH OF THIS COMBAT MODULE INTO ALTERNATIVE
C OBJECTIVE FUNCTION /TCSTR/ BY CALLS TO NAME AND MATWRT.
C THIS OBJECTIVE FUNCTION IS THE SUM OF THE STRENGTHS OF ALL
C COMBAT MODULES IN A FORCE.
C THE COEFFICIENT IS SCALED IN 1000S.
C
NR0W1 = OBNAME(2,1)
NR0W2 = OBNAME(2,2)
CALL MATWRT(STR,TM11/1000.)
C
C ENTER THE COST OF THIS COMBAT MODULE INTO ALTERNATIVE
C OBJECTIVE FUNCTION /TCOST/ BY CALLS TO NAME AND MATWRT.
C THIS OBJECTIVE FUNCTION SUMS THE COST OF ALL COMBAT
C MODULES AND SUPPORT UNITS IN A FORCE.
C
NR0W1 = OBNAME(4,1)
NR0W2 = OBNAME(4,2)
NNN = PLUS
CALL MATWRT(COST(1))
C
C ENTER THE COST OF THIS COMBAT MODULE INTO ALTERNATIVE
C OBJECTIVE FUNCTION /TCCOST/ BY CALLS TO NAME AND MATWRT.
C THIS OBJECTIVE FUNCTION SUMS THE COST OF ALL COMBAT
C MODULES IN A FORCE.
C
NR0W1 = OBNAME(5,1)
NR0W2 = OBNAME(5,2)
CALL MATWRT(COST(1))
C
C ENTER THE NEFF UNIT EFFECTIVENESS INDICES (UP TO 6)
C OF THIS COMBAT MODULE INTO NEFF MODEL ROWS. THE NAME AND
C TYPE OF EACH ROW IS INPUT DATA.

```



```

MEMBER NAME CONGEN
  IF (NEFF.LE.0) GO TO 5
  NNN = NEG
  DO 25 J = 1,NEFF
  NROW1 = EFPLAB(J,1)
  NROW2 = EFPLAB(J,2)
  CALL BASIS(LGL,NROW1,NROW2)
  NNX = EFPLA4(J,3)
  CALL ROWID
25  CALL MATWRT(EFF(J),J)
C
C      INTERSECT A MODEL ROW OF THE SAME NAME AS THIS COLUMN
C      VECTOR WHICH CONSTRAINS THE NUMBER OF COMBAT MODULES OF
C      THIS TYPE IN A FORCEP. THE SENSE OF THIS CONSTRAINT IS
C      SPECIFIED BY THE VALUE OF ARRAY NCON FOR THIS COMBAT
C      MODULE TYPE.(NCON(I) = ...EQUAL RMS VALUE
C      +...LESS THAN OR EQUAL RMS VALUE
C      -...GREATER THAN OR EQUAL RMS VALUE
C      F...NO CONSTRAINT (FREE)
C      NO MATTER WHAT NCON INDICATES, IF COMBAT MODULE DEVIATION
C      COLUMNS ARE TO BE MODELLED, THE ROW TYPE IS /EQUAL TO/.
C      SUBROUTINE ROWID IS CALLED TO ENTER THIS ROW VECTOR INTO
C      THE LIST OF UNIQUE MODEL NAMES IF THIS IS THE FIRST
C      APPEARANCE OF THIS ROW IN THIS MODEL.MATWRT IS CALLED TO
C      WRITE THE MATRIX COEFFICIENT (+1.0).
C
C      NROW1 = NVAR1
C      NROW2 = NVAR2
C      NNX = NCON(I)
C      IF (CSSW.GE.1.OR.CLSW.GE.1) NNX = BLK
C      IF (NNX.NE.BLK) CALL BASIS(LGL,NROW1,NROW2)
C      CALL ROWID
C      NNN = PLUS
C      CALL MATWRT(1.0)
C
C
C      INTERSECT A MODEL ROW FOR EACH SUPPORT UNIT TYPE FOR
C      WHICH THIS COMBAT MODULE HAS A POSITIVE REQUIREMENT.
C      THE DIGITS OF THE NUMBER (JONCONRT) OF EACH SUPPORT UNIT
C      PREPARED FOR USE IN THE ROW NAME.NAME,ROWID AND MATWRT
C      ARE CALLED.
C      THE TYPE OF ALL SUCH ROWS IS THE SAME AND IS VARIABLE.
C      IT IS USUALLY /LESS THAN OR EQUAL/ OR /EQUAL/.I.E.,
C      /AT LEAST AS MANY/ OR /EXACTLY AS MANY/ SUPPORT UNITS AS
C      SPECIFIED BY ALLOCATION RULES. THE MATRIX COEFFICIENTS
C      ARE POSITIVE.
C
C      IF (NSUPRT.EQ.0) GO TO 20
15  CALL KJUNK(1,(POINT,IPTX,J)
  IF (IPTX.NE.DT4(1)) GO TO 20
C
  CALL BK3DG(J,J1,J2,J3)
C
  NROW1 = NAME(NU(20),J1,J2,J3)
  NROW2 = BLK
  NNX = ALRTYP

```

```

00203300
00203400
00203500
00203600
00203700
00203800
00203900
00204000
00204100
00204200
00204300
00204400
00204500
00204600
00204700
00204800
00204900
00205000
00205100
00205200
00205300
00205400
00205500
00205600
00205700
00205800
00205900
00206000

```

```

MEMBER NAME CONGEN
IF (SRSSW.GE.1.OR.SRLSW.GE.1.OR.SPSSW.GE.1.OR.SFLSW.GE.1) NX=DLK 00206100
CALL ROWID 00206200
NNN = PLUS 00206300
CALL MATWRT(CJEF(IPOINT)) 00206400

C
C   IF TOLERANCE IS ALLOWED IN GENERAL ON REQUIREMENTS FOR 00206500
C   SUPPORT UNITS BY COMBAT MODULES AND BY SUPPORT UNITS 00206600
C   (ON INDIVIDUAL ALLOCATION RULE COEFFICIENTS) 00206700
C   (TOLASW = 1), AND IF IN PARTICULAR LOWER AND/OR UPPER 00206800
C   DEVIATION IS ALLOWED FROM THIS REQUIREMENT (LWTOLI(IPOINT-1) 00206900
C   AND/OR UPTOLI(IPOINT-1) < 0.0), COUPLE THIS COMBAT UNIT 00207000
C   COLUMN VECTOR TO 1 OR 2 COLUMNS REPRESENTING MAXIMUM 00207100
C   DEVIATION(S). THIS COUPLING IS BY A -1.0 COEFFICIENT 00207200
C   IN A SPECIAL MODEL ROW. THE NAME OF THIS ROW IDENTIFIES 00207300
C   THE COEFFICIENT ON WHICH TOLERANCE IS ALLOWED BY USING 00207400
C   THE I AND J NUMBERS. THE 6-CHARACTER LIMIT ON THE SIZE 00207500
C   OF THE ROW NAME PROHIBITS THE USE OF DTM NUMBERS HERE. 00207600
C   THE COEFFICIENT IS GENERATED BY CALLS TO ROUTINES NAME, 00207700
C   ROWID AND MATWRT. 00207800
C   00207900
C   00208000
IPOINT = IPOINT + 1 00208100
IF (TOLASW.NE.1) GO TO 15 00208200
DO 130 INDX = 1,NTOLS 00208300
CALL KJUNPK(2,INDX,IX,JX) 00208400
IF (IPTX.NE.IX.OR.J.NE.JX) GO TO 130 00208500
IF (TOLS(INDX,2).LE.0.0.AND.TOLS(INDX,3).LE.0.0) GO TO 15 00208600

C   00208700
NR041 = NAME(11,12,13,NV(29)) 00208800
NR042 = NAME(11,12,13,NV(33)) 00208900
NX = PLUS 00209000
CALL ROWID 00209100
NNN = NEG 00209200
CALL MATWRT(1.0) 00209300

C   00209400
130 CONTINUE 00209500
GO TO 15 00209600
C   00209700
C   00209800
CCCCCCCCCCCCCCCCCCCCCCCCCCCCCCCCCCCCCCCCCCCCCCCCCCCCCCCCCCCCCCCCCCCCCC00209900
C   00210000
C   00210100
C   IF UNIT MIX SPECIFICATIONS ARE ALLOWED IN THIS MODEL AT 00210200
C   ALL, AND IF THIS COMBAT MODULE APPEARS IN ONE OR MORE MIXES, 00210300
C   COUPLE THIS COMBAT MODULE COLUMN VECTOR TO THAT (THOSE) 00210400
C   COLUMN VECTOR(S) REPRESENTING THE MIX(ES) BY A -1.0 00210500
C   COEFFICIENT IN ONE OR MORE COUPLING MODEL ROWS. 00210600
C   00210700
C   IF NO UNIT MIXES ARE ALLOWED AT ALL, SKIP THIS 00210800
C   SECTION. 00210900
C   00211000
20 IF (UMIXSW.NE.1) GO TO 40 00211100
C   00211200
C   DETERMINE IN HOW MANY UNIT MIXES THIS COMBAT 00211300
C   MODULE APPEARS (VARIABLE MKIND), AND IF THIS IS 00211400
C   GREATER THAN 0, THE SEQUENCE NUMBER(S) OF THAT 00211500
C   (THOSE) MIXES (STORED IN ARRAY IIMIX). 00211600
C   00211700
CALL IMIXC(1) 00211800

```



```

MEMBER NAME CONGEN
C
C           IF THIS COMBAT MODULE DOES NOT APPEAR IN ANY
C           MIX SPECIFICATIONS, SKIP THIS SECTION.
C
C           IF (MKIND.EQ.0) GO TO 40
C
C           GENERATE A -1.0 COEFFICIENT IN A COUPLING
C           ROW FOR EACH OF THE MKIND UNIT MIXES IN WHICH
C           THIS COMBAT MODULE APPEARS. THE COUPLING ROWS
C           ARE TYPE = AND ARE IDENTIFIED BY THE SEQUENCE
C           NUMBER OF THE MIX AND THE DTM NUMBER OF THIS
C           COMBAT MODULE.
C
C           D3 30 J = 1, MKIND
C           CALL BRK30G(11MIX(J), J1, J2, J3)
C
C           NROW1 = NAME(NU(22), J1, J2, J3)
C           NROW2 = NAME(NU(23), I1, I2, I3)
C           MNX = BLK
C           CALL ROWID
C           MNN = NEG
C           CALL MATWRT(1.0)
C
C           CONTINUE
C
C
C
C
C           INTERSECT MODEL ROW /TFSTR/, WHICH PLACES AN UPPER LIMIT
C           CONSTRAINT ON THE TOTAL STRENGTH OF COMBAT MODULES AND
C           SUPPORT UNITS IN A FORCE. THE MATRIX COEFFICIENT IS THE
C           STRENGTH OF THIS COMBAT MODULE AND IS POSITIVE. THE TYPE OF
C           ROW /TFSTR/ IS '. ROUTINES NAME, ROWID AND MATWRT ARE CALLED.
C           THE COEFFICIENT IS SCALED IN 1000S.
C
C           NROW1 = NAME(NU(29), NU(15), NU(28), NU(29))
C           NROW2 = NAME(NU(27), NU(21), BLK, BLK)
C           CALL BASIS(LGL, NROW1, NROW2)
C           MNX = RESCON(1)
C           CALL ROWID
C           MNN = PLUS
C           CALL MATWRT(STRNTH(1)/1000.)
C
C           INTERSECT MODEL ROW /TCSTR/, WHICH PLACES AN UPPER LIMIT
C           CONSTRAINT ON THE TOTAL STRENGTH OF COMBAT MODULES IN A
C           FORCE. THE MATRIX COEFFICIENT IS THE STRENGTH OF THIS COMBAT
C           MODULE AND IS POSITIVE. THE TYPE OF ROW /TCSTR/ IS '.
C           ROUTINES NAME, ROWID AND MATWRT ARE CALLED.
C           THE COEFFICIENT IS SCALED IN 1000S.
C
C           NROW1 = NAME(NU(29), NU(12), NU(28), NU(29))
C           NROW2 = NAME(NU(27), NU(21), BLK, BLK)
C           CALL BASIS(LGL, NROW1, NROW2)
C           MNX = RESCON(2)
C           CALL ROWID
C           CALL MATWRT(STRNTH(1)/1000.)

```

```

00211900
00212000
00212100
00212200
00212300
00212400
00212500
00212600
00212700
00212800
00212900
00213000
00213100
00213200
00213300
00213400
00213500
00213600
00213700
00213800
00213900
00214000
00214100
00214200
00214300
00214400
00214500
00214600
00214700
00214800
00214900
00215000
00215100
00215200
00215300
00215400
00215500
00215600
00215700
00215800
00215900
00216000
00216100
00216200
00216300
00216400
00216500
00216600
00216700
00216800
00216900
00217000
00217100
00217200
00217300
00217400
00217500
00217600

```



MEMBER NAME CONGEN	
VAL = GROUP(INDEX) * VAL	002235J
NNN = PLUS	002236J
IF (VAL.LT.0.0) NNN = NEG	002237J
VAL = ABS(VAL)	002238J
C	002239J
NROW1 = NAME(VU(16),NU(27),NU(24),VU(30))	002240J
NROW2 = NAME(VU(25),BLK,BLK,BLK)	002241J
CALL BASIS(LGL,NROW1,NROW2)	002242J
NVX = NEG	002243J
CALL ROWID	002244J
CALL MATWRT(VAL)	002245J
C	002246J
C	002247J
CC	002248J
C	002249J
C	002250J
COMBAT MODULE DEVIATION (FROM RMS) STRUCTURE	002251J
C	002252J
C	002253J
IF COMBAT MODULE SHORTFALLS ARE TO BE MODELED, INTERSECT	002254J
A ROW THAT LIMITS THE AMOUNT OF SHORTFALL.	002255J
C	002256J
C	002257J
110 NROW1 = NVAR1	002258J
IF (CSSW .LE.0) GO TO 150	002259J
NROW2 = NAME(VU(28),NU(25),BLK,BLK)	002260J
NVX = COST(1)	002261J
CALL ROWID	002262J
NNN = PLUS	002263J
CALL MATWRT(CSPER(1))	002264J
C	002265J
C	002266J
IF LONGFALLS ARE TO BE MODELED, INTERSECT A ROW THAT	002267J
LIMITS THE AMOUNT OF LONGFALL	002268J
C	002269J
C	002270J
150 IF (CLSM .LE.0) GO TO 180	002271J
NROW2 = NAME(VU(21),NU(25),BLK,BLK)	002272J
NVX = CLTYP(1)	002273J
CALL ROWID	002274J
NNN = PLUS	002275J
CALL MATWRT(CLPER(1))	002276J
C	002277J
C	002278J
IF SHORTFALLS ARE TO BE MODELED, CONSTRUCT A COLUMN VECTOR	002279J
REPRESENTING SHORTFALLS OF THIS UNIT FROM ITS RMS VALUE.	002280J
C	002281J
THE COLUMN INTERSECTS OBJECTIVE FUNCTION /TDEV/, THE	002282J
COMBAT UNIT ROW WITH A +1.0, AND THE LIMITING ROW WITH	002283J
A -1.0.	002284J
C	002285J
C	002286J
180 IF (CSSW .LE.0) GO TO 120	002287J
NVAR2 = NAME(VU(28),BLK,BLK,BLK)	002288J
CALL COLID	002289J
CALL BASIS(STR,NVAR1,NVAR2)	002290J
NROW1 = ORNAME(7,1)	002291J
NROW2 = ORNAME(7,2)	002292J
NNN = PLUS	002293J
VAL = EFF(1,CSSW-3)	002294J
IF (CSSW .EQ.1) VAL = STRNTH(1) * 0.001	002295J
IF (CSSW .EQ.2) VAL = COST(1)	002296J
IF (CSSW .EQ.3) VAL = 1.0	002297J
CALL MATWRT(VAL)	002298J
NROW1 = NAME(VU(12),1,12,13)	002299J



```

MEMBER NAME CONGEN
  NROW2 = BLK
  NNN = PLUS
  CALL MATWRT(1.0)
  NROW2 = NAME(NU(20),NU(25),BLK,BLK)
  NNN = NEG
  CALL MATWRT(1.0)
C
C      IF LONGFALLS ARE TO BE MODELED, CONSTRUCT A COLUMN VECTOR
C      REPRESENTING LONGFALLS OF THIS UNIT FROM ITS RHS VALUE.
C      COMBAT UNIT ROW WITH A -1.0, AND THE LIMITING ROW WITH
C      A -1.0.
C
120 IF (CLSW .LE.3) GO TO 10
  NVAR2 = NAME(NU(21),BLK,BLK,BLK)
  CALL COLID
  CALL BASIS(STR,NVAR1,NVAR2)
  NROW1 = DNAME(7,1)
  NROW2 = DNAME(7,2)
  NNN = PLUS
  VAL = EIF(1,CLSW-3)
  IF (CLSW .EQ.1) VAL = STRNTH(1) * 0.001
  IF (CLSW .EQ.2) VAL = COST(1)
  IF (CLSW .EQ.3) VAL = 1.0
  CALL MATWRT(VAL)
  NROW1 = NAME(NU(12),11,12,13)
  NROW2 = BLK
  NNN = NEG
  CALL MATWRT(1.0)
  NROW2 = NAME(NU(21),NU(25),BLK,BLK)
  CALL MATWRT(1.0)
C
C
C
C      NEXT COMBAT MODULE TYPE
C
10 CONTINUE
C
C
C
C
C      RETURN
C
C      END
SUBROUTINE INMIX(KJ)
C
C      CONGEN          6 JUNE 72
C
C      FORTRAN IV SUBROUTINE TO DETERMINE IN WHAT USER SPECIFIED UNIT
C      MIX/RATIO CONSTRAINT(S), IF ANY, COMBAT OR SUPPORT UNIT
C      TYPE KJ APPEARS
C
C
C
COMMON /DESCR/STRNTH(760),DTM(760),COST(760)
COMMON /MIX/UMIXSW,NMIXFS,MIXES(100,3),IMIXES(100)
COMMON /TMPMIX/MXIND,IMMIX(10)

```

```

00224300
00224400
00224500
00224600
00224700
00224800
00224900
00225000
00225100
00225200
00225300
00225400
00225500
00225600
00225700
00225800
00225900
00226000
00226100
00226200
00226300
00226400
00226500
00226600
00226700
00226800
00226900
00227000
00227100
00227200
00227300
00227400
00227500
00227600
00227700
00227800
00227900
00228000
00228100
00228200
00228300
00228400
00228500
00228600
00228700
00228800
00228900
00229000
00229100
00229200
00229300
00229400
00229500
00229600
00229700
00229800
00229900
00230000
00230100
00230200
00230300
00230400
00230500
00230600
00230700
00230800
00230900
00231000
00231100
00231200
00231300
00231400
00231500
00231600
00231700
00231800
00231900
00232000
00232100
00232200
00232300
00232400
00232500
00232600
00232700
00232800
00232900
00233000
00233100
00233200
00233300
00233400
00233500
00233600
00233700
00233800
00233900
00234000
00234100
00234200
00234300
00234400
00234500
00234600
00234700
00234800
00234900
00235000

```



	MEMBER NAME CONGEN		00235100
C	REAL MIXES		00235200
	INTEGER DTM		00235300
C			00235400
C			00235500
C	DETERMINE EXTERNAL (DTM) IDENTIFICATION NUMBER OF THIS UNIT(KJ)		00235600
C			00235700
	IDTM = DTM(KJ)		00235800
C			00235900
C	SEARCH ARRAYS MIXES, MIXES TO SEE IN WHAT MIX SPECIFICATIONS		00236000
C	IF ANY THIS UNIT APPEARS. STORE ANY APPEARANCES IN INTERMEDIATE		00236100
C	ARRAY IIMIX(IJI). STORE THE NUMBER OF MIXES IN		00236200
C	WHICH THIS UNIT APPEARS IN VARIABLE MXIND.		00236300
C			00236400
	MXIND = 0		00236500
	INDEX = 0		00236600
20	DO 10 I = 1, NMIXES		00236700
	INDEX = INDEX + 1		00236800
	IF (IMIXES(INDEX), EQ, 0) GO TO 10		00236900
	IF (IMIXES(INDEX), NE, IDTM) GO TO 20		00237000
	MXIND = MXIND + 1		00237100
	IIMIX(MXIND) = I		00237200
	GO TO 20		00237300
10	CONTINUE		00237400
C			00237500
	RETURN		00237600
C			00237700
	END		00237800
SUBROUTINE SUPPORT			00237900
C	CONGEN	6 JUNE 72	00238000
C	THIS IS A SUBROUTINE SUBPROGRAM WHICH IS CALLED CACE FROM		00238100
C	THE MAIN ROUTINE FONGEN TO GENERATE THE LOGICAL SUB-MATRIX		00238200
C	OF COLUMN VECTORS THAT REPRESENT THE SUPPORT UNITS OF A FORCE		00238300
C	MODEL.		00238400
	COMMON /AGG/AGGRSW, AGGR, AGGRGT(750), INDAGG, INNAGG(20,2), AGLAN(25)		00238500
	COMMON /ALPHA/NU(35)		00238600
	COMMON /RET/STR, LGL		00238700
	COMMON /DESCR/STRNTH(760), DTM(760), COST(760)		00238800
	COMMON /DEVIAT/CSS4, CLSW, SRSSW, SRLSW, SFSSW, SFLSW		00238900
	COMMON /GROUP/GRPSW, GROUP(760), IGROUP(760,2)		00239000
	COMMON /MIX/UMIXSW, MIXES, MIXES(100,3), IMIXES(100)		00239100
	COMMON /NAMES/NVAR1, NVAR2, NROW1, NROW2, NNX, NNM		00239200
	COMMON /NCON/NCIN(60), RESCON(6)		00239300
	COMMON /OBS/OBNAME(7,2), NORJ		00239400
	COMMON /REQFAC/CJEF(8000), KJCOFF(8000), NANZ, NBN?		00239500
	COMMON /REQTOL/TOLRSW, TOLS(2350,3), NTOLS, ALRTYP		00239600
	COMMON /RESOLU/NCUMST, NSUPRT, NPRAM, NPRAMU		00239700
	COMMON /SIGN/NEG, PLUS, ZFRU, ALK, FREE		00239800
	COMMON /SSL/SDVTYP(700), SRSPER(700), SRLPER(700), SFSPER(700),		00239900
	SFLPER(700)		00240000
C	COMMON /TMPMX/MXIND, IIMIX(10)		00240100
	INTEGER AGGRSW, AGGRGT		00240200
	INTEGER GRPSW		00240300
	INTEGER NEG, PLUS, ZERO, BLK, FREE		00240400
	INTEGER STR, LGL		00240500
	INTEGER OBNAME		00240600
	INTEGER TOLRSW		00240700
			00240800



MEMBER NAME	CUNGEN	0024040J
	INTEGER ALATYP, RESECON	0024110J
	INTEGER DTM	0024110J
	INTEGER CSSW, CLSW, SRSSW, SRLSW, SFSSW, SFLSW	0024120J
	INTEGER SDVTYP	0024130J
	REAL MIXES	0024140J
	INTEGER UNIKSW	0024150J
C		0024160J
C		0024170J
C	IF THERE ARE N.I SUPPORT UNITS IN THIS MODEL, RETURN CONTROL	0024180J
C	TO FORGEN.	0024190J
	IF (NSUPRT.EQ.0) RETURN	0024200J
	(POINT = NANI = 1	0024210J
C		0024220J
C	ONE COLUMN VECTOR IS GENERATED FOR EACH OF NSUPRT SUPPORT UNIT	0024230J
C	TYPES	0024240J
C		0024250J
	DO 10 I = 1, NSUPRT	0024260J
	IJIND = 0	0024270J
C		0024280J
C	PREPARE THE DIGITS OF THE DTM NUMBER OF THIS	0024290J
C	SUPPORT UNIT TYPE	0024300J
C	FOR USE IN ROW AND COLUMN NAMES.	0024310J
C		0024320J
	IK = 1 + NCONBT	0024330J
	CALL DRK3DGDIM(IK), 11, 12, 13)	0024340J
C		0024350J
C	GENERATE THE NAME OF THIS COLUMN VECTOR BY 2 CALLS TO	0024360J
C	FUNCTION NAME TO CONCATENATE 4 CHARACTERS WHICH ARE PASSED	0024370J
C	AS CALLING PARAMETERS.	0024380J
C		0024390J
	NVAR1 = NAMEINU(20), 11, 12, 13)	0024400J
	NVAR2 = BLK	0024410J
C		0024420J
C	ENTER THIS COLUMN INTO THE LIST OF MODEL COLUMNS BY A CALL	0024430J
C	TO SUBROUTINE COLID.	0024440J
C		0024450J
	CALL COLID	0024460J
C		0024470J
C	ENTER THIS COLUMN INTO THE ADVANCED START BASIS BY A CALL	0024480J
C	TO SUBROUTINE BASIS.	0024490J
C		0024500J
	CALL BASIS(STR, NVAR1, NVAR2)	0024510J
C		0024520J
C	ENTER THE STRENGTH OF THIS SUPPORT UNIT INTO ALTERNATIVE	0024530J
C	OBJECTIVE FUNCTION /TFSTRN/ BY A CALL TO FUNCTION NAME TO	0024540J
C	FORM THE OBJECTIVE FUNCTION NAME, AND A CALL TO SUBROUTINE	0024550J
C	MATWRT TO WRITE THE MATRIX COEFFICIENT.	0024560J
C	THIS OBJECTIVE FUNCTION IS THE SUM OF THE STRENGTHS OF ALL	0024570J
C	CUMMAT MODULES AND SUPPORT UNITS IN A FORCE.	0024580J
C	THE COEFFICIENT IS SCALED IN 1000S.	0024590J
C		0024600J
	NROW1 = (DNVANE(1, 1)	0024610J
	NROW2 = (DNVANE(1, 2)	0024620J
	NNN = PLUS	0024630J
	CALL MATWRT(STRNTHIK 1/1000.)	0024640J
C		0024650J
C	ENTER THE STRENGTH OF THIS SUPPORT UNIT INTO ALTERNATIVE	0024660J


```

MEMBER NAME CONGEN
C      OBJECTIVE FUNCTION /TSSTRM/ BY CALLS TO NAME AND MATWRT.    00246700
C      THIS OBJECTIVE FUNCTION IS THE SUM OF THE STRENGTHS OF ALL 00246800
C      SUPPORT UNITS IN A FORCE.                                     00246900
C      THE COEFFICIENT IS SCALED IN 1000S.                         00247000
C
C      NROW1 = OBNANE(3,1)                                         00247100
C      NROW2 = OBNANE(3,2)                                         00247200
C      CALL MATWRT(STRMTHIX      1/1000.)                          00247300
C
C      ENTER THE COST OF THIS SUPPORT UNIT INTO ALTERNATIVE      00247400
C      OBJECTIVE FUNCTION /TCOST/ BY CALLS TO NAME AND MATWRT.  00247500
C      THIS OBJECTIVE FUNCTION SUMS THE COST OF ALL COMBAT      00247600
C      MODULES AND SUPPORT UNITS IN A FORCE.                       00247700
C
C      NROW1 = OBNANE(4,1)                                         00247800
C      NROW2 = OBNANE(4,2)                                         00247900
C      CALL MATWRT(COSTIIX      1)                                  00248000
C
C      ENTER THE COST OF THIS SUPPORT UNIT INTO ALTERNATIVE      00248100
C      OBJECTIVE FUNCTION /TSCOST/ BY CALLS TO NAME AND MATWRT. 00248200
C      THIS OBJECTIVE FUNCTION SUMS THE COST OF ALL SUPPORT     00248300
C      UNITS S IN A FORCE.                                         00248400
C
C      NROW1 = OBNANE(6,1)                                         00248500
C      NROW2 = OBNANE(6,2)                                         00248600
C      CALL MATWRT(COSTIIX      1)                                  00248700
C
C      WHICH THIS SUPPORT UNIT HAS A POSITIVE REQUIREMENT.      00248800
C      (INCLUDING THIS SUPPORT UNIT TYPE-1) FOR                   00248900
C      INTERSECT A MODEL ROW FOR EACH SUPPORT UNIT TYPE         00249000
C      THE DIGITS OF THE NUMER (J+NCMBT) OF EACH SUPPORT UNIT AR 00249100
C      PREPARED FOR USE IN THE ROW NAME,NAME,ROWID AND MATWRT   00249200
C      ARE CALLED.                                               00249300
C      THE TYPES OF ALL THESE ROWS IS THE SAME AND IS VARIABLE. 00249400
C      IT IS USUALLY /LESS THAN OR EQUAL/ OR EQUAL/ .I.E.,      00249500
C      /AT LEAST AS MANY/ OR /EXACTLY AS MANY/ SUPPORT UNITS   00249600
C      AS SPECIFIED BY ALLOCATION RULES. HOWEVER, NO MATTER WHAT 00249700
C      THE TYPE SPECIFIED BY VARIABLE ALRTP, IT IS /EQUAL/ IF   00249800
C      ANY DEVIATIONS ARE TO BE MODELED. THE MATRIX COEFFICIENTS 00249900
C      ARE POSITIVE REQUIREMENTS EXCEPT FOR THE COEFFICIENT IN THE 00250000
C      ROW VECTOR CORRESPONDING TO THIS SUPPORT UNIT-1- IN WHICH 00250100
C      CASE IT IS -1.0 * POSITIVE REQUIREMENT WHERE THE REQUIREMENT 00250200
C      IS ASSUMED TO BE LESS THAN 1.0).                          00250300
C
C      CALL RJUNPK(1,IPINT,IPTR,JX)                                00250400
C      IF (IPTR.NE.DYNEIK).AND.(IJIND.EQ.1) GO TO 25             00250500
C      IF (IPTR.NE.DYNEIK) GO TO 25                               00250600
C
C      J = KJGET(JX)                                              00250700
C      IF (IX      .EQ.J) IJIND = 1                               00250800
C      GO TO 35                                                    00250900
C
C      J = IX                                                    00251000
C      JK = DYNEIK                                              00251100
C      CALL BRKJOG(JK,J1,J2,J3)                                   00251200
C
C      NROW1 = NAME(VU(20),J1,J2,J3)                              00251300
C      NROW2 = BLK                                              00251400
C      NYK = ALRTP                                              00251500

```

```

MEMBER NAME CONGEN
IF (SRSSW.GE.1.OR.SRLSW.GE.1.OR.SFSSW.GE.1.OR.SFLSW.GE.1) NNN=ALR J025250J
CALL ROW10 J025260J
IF (IR .EQ.J1 GO TO 30 0025270J
C J0252800J
NNN = PLUS J0252900J
VAL = COEFFICIENT J0253000J
GO TO 40 J0253100J
: 00253200J
30 NNN = NEG J0253300J
IF (I1IND.FO.1) GO TO 45 J0253400J
VAL = 1.0 J0253500J
GO TO 40 J0253600J
45 IF (COEFFICIENT).GE.1.01 GO TO 999 00253700J
VAL = 1.0 - COEFFICIENT 00253800J
C 00253900J
40 CALL MATRIVAL1 00254000J
IF (IR .EQ.J.AND.I1IND.EQ.01 GO TO 20 00254100J
C 00254200J
C IF TOLERANCE IS ALLOWED IN GENERAL ON REQUIREMENTS FOR 00254300J
C SUPPORT UNITS BY COMBAT MODULES AND BY SUPPORT UNITS 00254400J
C (ON INDIVIDUAL ALLOCATION RULE COEFFICIENTS) 00254500J
C (TOLSW = 1), AND IF IN PARTICULAR LOWER AND/OR UPPER 00254600J
C DEVIATION IS ALLOWED FROM THIS REQUIREMENT 00254700J
C COUPLE THIS SUPPORT UNIT 00254800J
C COLUMN VECTOR TO 1 OR 2 COLUMNS REPRESENTING MAXIMUM 00254900J
C DEVIATION(S). IF I = J AND I REQUIRES NO J,NO TOLERANCE 00255000J
C MAY BE GENERATED FOR THIS DIAGONAL COEFFICIENT. THIS 00255100J
C CONNECTION IS BY A -1.0 COEFFICIENT 00255200J
C IN A SPECIAL MODEL ROW, THE NAME OF THIS ROW IDENTIFIES 00255300J
C THE COEFFICIENT IN WHICH TOLERANCE IS ALLOWED BY USING 00255400J
C THE I AND J NUMBERS. THE 6-CHARACTER LIMIT ON THE SIZE 00255500J
C OF THE ROW NAME PREVENTS THE USE OF DTN NUMBERS HERE. 00255600J
C THE COEFFICIENT IS GENERATED BY CALLS TO ROUTINES NAME, 00255700J
C ROW10 AND MATR1. 00255800J
C 00255900J
IPOINT = IPOINT + 1 J0256000J
IF (TOLSW.NE.1) GO TO 15 J0256100J
D3 260 INDR = 1.NTOLS 00256200J
CALL KJINPK12,INDR,IR,J1 J0256300J
IF (I1IND.NE.1R.OR.JE.NE.J1) GO TO 260 J0256400J
IF (TOLSIINDR.E2.LE.0.5.AND.TOLSIINDR.E3.LE.0.01 GO TO 15 J0256500J
C J0256600J
C NROW1 = NAME(11,12,13,4)(29) J0256700J
C NROW2 = NAME(11,22,33,4)(31) 00256800J
C NNR = PLUS 00256900J
C CALL ROW10 J0257000J
C NNN = NEG J0257100J
C CALL MATR1(1,0) J0257200J
C 00257300J
260 CONTINUE J0257400J
GO TO 15 J0257500J
C J0257600J
C J0257700J
C J0257800J
C J0257900J
C J0258000J
C IF UNIT NNR SPECIFICATIONS ARE ALLOWED IN THIS MODEL AT 00258100J
C ALL,AND IF THIS SUPPORT UNIT APPEARS IN ONE OR MORE MIXES, J0258200J

```

```

MEMBER NAME CONGEN
C      COUPLE THIS SUPPORT UNIT COLUMN VECTOR TO THAT (THOSE)
C      COLUMN VECTOR(S) REPRESENTING THE MIX(ES) BY A -1.0
C      COEFFICIENT IN ONE OR MORE COUPLING MODEL ROWS.
C
C      IF NO UNIT MIXES ARE ALLOWED AT ALL, SKIP THIS
C      SECTION.
20  IF (UMIXSW.NE.1) GO TO 60
C
C      DETERMINE IN HOW MANY UNIT MIXES THIS SUPPORT
C      UNIT APPEARS (VARIABLE MKIND), AND IF THIS IS
C      GREATER THAN 0, THE SEQUENCE NUMBER(S) OF THAT
C      (THOSE) MIXES (STORED IN ARRAY IIMIX).
C
C      CALL INMIX(IK)
C
C      IF THIS SUPPORT UNIT DOES NOT APPEAR IN ANY
C      MIX SPECIFICATIONS, SKIP THIS SECTION.
C
C      IF (MKIND.EQ.0) GO TO 60
C
C      GENERATE A -1.0 COEFFICIENT IN A COUPLING
C      ROW FOR EACH OF THE MKIND UNIT MIXES IN WHICH
C      THIS SUPPORT UNIT APPEARS. THE COUPLING ROWS
C      ARE TYPE = AND ARE IDENTIFIED BY THE SEQUENCE
C      NUMBER OF THE MIX AND THE INTERNAL ID NUMBER
C      (KJ NO. = I+NCOMB) OF THIS SUPPORT UNIT.
C
C      DO 50 J = 1, MKIND
C
C      CALL BRK3DG(IIMIX(J), J1, J2, J3)
C
C      NROW1 = NAME(NU(22), J1, J2, J3)
C      NROW2 = NAME(NU(33), I1, I2, I3)
C      NMX = BLK
C      CALL ROWID
C      NYN = NEG
C      CALL MATWRT(1.0)
C
C      CONTINUE
C
C      INTERSECT MODEL ROW /TPSTR/, WHICH PLACES AN UPPER LIMIT
C      CONSTRAINT ON THE TOTAL STRENGTH OF COMBAT MODULES AND
C      SUPPORT UNITS IN A FORCE. THE MATRIX COEFFICIENT IS THE
C      STRENGTH OF THIS SUPPORT UNIT AND IS POSITIVE. THE TYPE OF
C      ROW /TPSTR/ IS *. ROUTINES NAME, ROWID AND MATWRT ARE CALLED
C      THE COEFFICIENT IS SCALED IN 1000S.
C
C      NROW1 = NAME(NU(29), NU(15), NU(20), NU(29))
C      NROW2 = NAME(NU(27), NU(21), BLK, BLK)
C      CALL BASIS(LCL, NROW1, NR742)
C      NMX = RESCON(1)
C      CALL ROWID
C      NYN = PLUS
C      CALL MATWRT(ISTANTMIX      1/1000.)

```



```

MEMBER NAME CONGEN
C
C INTERSECT MODEL ROW /TSSTRL/, WHICH PLACES AN UPPER LIMIT 00264100
C CONSTRAINT ON THE TOTAL STRENGTH OF SUPPORT UNITS IN A 00264200
C FORCE. THE MATRIX COEFFICIENT IS THE STRENGTH OF THIS SUPPORT 00264300
C UNIT AND IS POSITIVE. THE TYPE OF ROW /TSSTRL/ IS *. 00264400
C ROUTINES NAME, ROWID AND MATWRT ARE CALLED. 00264500
C THE COEFFICIENT IS SCALED IN 1000S. 00264600
C 00264700
C 00264800
C 00264900
C 00265000
C 00265100
C 00265200
C 00265300
C 00265400
C 00265500
C 00265600
C 00265700
C 00265800
C 00265900
C 00266000
C 00266100
C 00266200
C 00266300
C 00266400
C 00266500
C 00266600
C 00266700
C 00266800
C 00266900
C 00267000
C 00267100
C 00267200
C 00267300
C 00267400
C 00267500
C 00267600
C 00267700
C 00267800
C 00267900
C 00268000
C 00268100
C 00268200
C 00268300
C 00268400
C 00268500
C 00268600
C 00268700
C 00268800
C 00268900
C 00269000
C 00269100
C 00269200
C 00269300
C 00269400
C 00269500
C 00269600
C 00269700
C 00269800
C 00269900
C 00270000
C
C IF THIS SUPPORT UNIT IS INCLUDED IN ANY AGGREGATES (WHICH
C FOR EXAMPLE MAY CORRESPOND TO FUNCTIONAL AREAS OF SUPPORT)
C ENTER ITS UNIT STRENGTH AND COST INTO AGGREGATE STRENGTH AND
C COST ROWS. THE NAME AND TYPE OF THE ROWS IS VARIABLE BY
C AGGREGATE.
C
C IF (AGGRSW.NE.1) GO TO 200
C CALL INAGG( DTN(1) )
C IF (INDAGG.EQ.0) GO TO 200
C D3 210 J = 1, INDAGG
C J1 = MASK( INAGG( J, 1 ), 1 )
C J2 = MASK( INAGG( J, 1 ), 2 )
C NAME1 = NAME( J1, J2, NUI(20), NUI(29) )

```



MEMBER NAME CONGEN		00269900
YROW2 = NAME(NU(27),BLK,BLK,BLK)		00270000
CALL BASIS(LGL,NROW1,NROW2)		00270100
YXX = MASK(INNAGG(J,2),1)		00270200
CALL ROWID		00270300
NNN = PLUS		00270400
CALL MATWRT(STRNTH(IX)/1000.0)		00270500
NROW1 = NAME(J1,J2,NU(12),NU(20))		00270600
NROW2 = NAME(NU(29),BLK,BLK,BLK)		00270700
CALL BASIS(LGL,YROW1,NROW2)		00270800
NNX = MASK(INNAGG(J,2),2)		00270900
CALL ROWID		00271000
CALL MATWRT(COST(IX))		00271100
210 CONTINUE		00271200
C		00271300
C		00271400
CC		00271500
C		00271600
C		00271700
C	ENTER SPECIFIED ATTRIBUTE OF THIS UNIT TYPE INTO UNIT	00271800
C	GROUP CONSTRAINT IF THIS CONSTRAINT IS ALLOWED AT ALL	00271900
C	(GRPSW = 1 OR 2) AND THIS UNIT TYPE IS INCLUDED IN ONE	00272000
C	OF THE TWO GROUPS OF UNITS CONSTRAINED	00272100
C		00272200
200 IF (GRPSW.EQ.2) GO TO 80		00272300
IF (GRPSW.NE.1) GO TO 110		00272400
C		00272500
C	TOTAL COMBAT UNITS VERSUS TOTAL SUPPORT UNITS	00272600
C		00272700
C	INDEX = 2	00272800
C	GO TO 100	00272900
C		00273000
C	USER DEFINABLE GROUPS	00273100
C		00273200
80 INDEX = 1		00273300
85 IF (IGROUP(INDEX,1).EQ.0) GO TO 110		00273400
IXX = DTM(IX)		00273500
IF (IXX.EQ.IGROUP(INDEX,1)) GO TO 100		00273600
INDEX = INDEX + 1		00273700
GO TO 85		00273800
C		00273900
100 IGX = IGROUP(INDEX,2)		00274000
IF (IGX.GE.4) GO TO 110		00274100
VAL = STRNTH(IX)		00274200
IF (IGX.EQ.2) VAL = COST(IX)		00274300
IF (IGX.EQ.3) VAL = 1.0		00274400
VAL = GROUP(INDEX) * VAL		00274500
NNN = NEG		00274600
IF (VAL.GE.0.0) NNN = PLUS		00274700
VAL = ABS(VAL)		00274800
C		00274900
NROW1 = NAME(NU(16),NU(27),NU(24),NU(30))		00275000
NROW2 = NAME(NU(25),BLK,BLK,BLK)		00275100
CALL BASIS(LGL,NROW1,NROW2)		00275200
NNX = NEG		00275300
CALL ROWID		00275400
CALL MATWRT(VAL)		00275500
C		
C		



```

MEMBER NAME CONGEN
CCCCCCCCCCCCCCCCCCCCCCCCCCCCCCCCCCCCCCCCCCCCCCCCCCCCCCCCCCCCCCCCC0027500J
C 00275700
C 00275800
C GENERATE STRUCTURE FOR SUPPORT UNIT DEVIATIONS FROM REQUIREMENT00275900
C AS DEFINED BY ALLOCATION RULES, AND FROM TARGETS AS DEFINED BY 00276000
C RHS VALUES. THIS LATTER TYPE OF DEVIATION IS CALLED FORCE 00276100
C DEVIATION. 00276200
C 00276300
C LIMIT ROW FOR REQUIREMENTS SHORTFALLS 00276400
C 00276500
C 110 NROW1 = NVAR1 00276600
IF (SRSSW.LE.0) GO TO 150 00276700
NROW2 = NAME(NU(27),NU(28),NU(25),BLK) 00276800
NNX = MASK( SDVTYP(1),1 ) 00276900
CALL ROWID 00277000
NNN = PLUS 00277100
CALL MATWRT( SRSPER(1) ) 00277200
C 00277300
C LIMIT ROW FOR REQUIREMENTS LONGFALLS 00277400
C 00277500
C 150 IF (SRLSW.LE.0) GO TO 160 00277600
NROW2 = NAME(NU(27),NU(21),NU(25),BLK) 00277700
NNX = MASK( SDVTYP(1),2 ) 00277800
CALL ROWID 00277900
NNN = PLUS 00278000
CALL MATWRT( SRLPER(1) ) 00278100
C 00278200
C ROW , THE RHS VALUE OF WHICH IS THE TARGET 00278300
C 00278400
C 160 IF (SFSSW.LE.0.AND.SFLSW.LE.0) GO TO 165 00278500
NROW2 = NAME(NU(15),BLK,BLK,BLK) 00278600
NNX = BLK 00278700
CALL ROWID 00278800
NNN = PLUS 00278900
CALL MATWRT(1.0) 00279000
C 00279100
C LIMIT ROW FOR FORCE SHORTFALLS 00279200
C 00279300
C 165 IF (SFSSW.LE.0) GO TO 170 00279400
NROW2 = NAME(NU(15),NU(28),NU(25),BLK) 00279500
CALL BASIS(LGL,NROW1,NROW2) 00279600
NNX = MASK( SDVTYP(1),3 ) 00279700
CALL ROWID 00279800
NNN = PLUS 00279900
CALL MATWRT( SFSPER(1) ) 00280000
C 00280100
C LIMIT ROW FOR FORCE LONGFALLS 00280200
C 00280300
C 170 IF (SFLSW.LE.0) GO TO 180 00280400
NROW2 = NAME(NU(15),NU(21),NU(25),BLK) 00280500
IF (SFSSW.LE.0) CALL BASIS(LGL,NROW1,NROW2) 00280600
NNX = MASK( SDVTYP(1),4 ) 00280700
CALL ROWID 00280800
NNN = PLUS 00280900
CALL MATWRT( SFLPER(1) ) 00281000
C 00281100
C REQUIREMENTS SHORTFALL COLUMN VECTOR 00281200
C 00281300

```



MEMBER NAME	CONGEN	
180	IF (SRSSW.LE.0.OR.SRSSW.GE.4) GO TO 120	00281400
	NVAR2 = NAME(NU(27),NU(28),BLK,BLK)	00281500
	CALL COLID	00281600
	CALL BASIS(STR,NVAR1,NVAR2)	00281700
	NROW1 = OBNAME(7,1)	00281800
	NROW2 = OBNAME(7,2)	00281900
	NNN = PLUS	00282000
	VAL = STRNTH(IX)* 0.001	00282100
	IF (SRSSW.EQ.2) VAL = COST(IX)	00282200
	IF (SRSSW.EQ.3) VAL = 1.0	00282300
	CALL MATWRT(VAL)	00282400
	NROW1 = NAME(NU(28),11,12,13)	00282500
	NROW2 = BLK	00282600
	NNN = NEG	00282700
	CALL MATWRT(1.0)	00282800
	NROW2 = NAME(NU(27),NU(28),NU(29),BLK)	00282900
	CALL MATWRT(1.0)	00283000
	IF (AGGRSW.NE.1) GO TO 120	00283100
	IF (INDAGG.EQ.0) GO TO 120	00283200
	DO 220 J = 1,INDAGG	00283300
	J1 = MASK(INNAGG(J,1),1)	00283400
	J2 = MASK(INNAGG(J,1),2)	00283500
	NROW1 = NAME(J1,J2,NU(28),NU(29))	00283600
	NROW2 = NAME(NU(27),NU(27),NU(13),BLK)	00283700
	CALL BASIS(LGL,NROW1,NROW2)	00283800
	NNX = FREE	00283900
	CALL ROWID	00284000
	NNN = NEG	00284100
	CALL MATWRT(STRNTH(IX)/1000.0)	00284200
	NROW1 = NAME(J1,J2,NU(12),NU(28))	00284300
	NROW2 = NAME(NU(29),NU(27),NU(13),BLK)	00284400
	CALL BASIS(LGL,NROW1,NROW2)	00284500
	CALL ROWID	00284600
	CALL MATWRT(COST(IX))	00284700
220	CONTINUE	00284800
C		00284900
C	REQUIREMENTS LONGFALL COLUMN VECTOR	00285000
C		00285100
120	IF (SRLSW.LE.0.OR.SRLSW.GE.4) GO TO 130	00285200
	NVAR2 = NAME(NU(27),NU(21),BLK,BLK)	00285300
	CALL COLID	00285400
	CALL BASIS(STR,NVAR1,NVAR2)	00285500
	NROW1 = OBNAME(7,1)	00285600
	NROW2 = OBNAME(7,2)	00285700
	NNN = PLUS	00285800
	VAL = STRNTH(IX)* 0.001	00285900
	IF (SRLSW.EQ.2) VAL = COST(IX)	00286000
	IF (SRLSW.EQ.3) VAL = 1.0	00286100
	CALL MATWRT(VAL)	00286200
	NROW1 = NAME(NU(28),11,12,13)	00286300
	NROW2 = BLK	00286400
	NNN = PLUS	00286500
	CALL MATWRT(1.0)	00286600
	NROW2 = NAME(NU(27),NU(21),NU(25),BLK)	00286700
	NNN = NEG	00286800
	CALL MATWRT(1.0)	00286900
	IF (AGGRSW.NE.1) GO TO 130	00287000
	IF (INDAGG.EQ.0) GO TO 130	00287100



MEMBER NAME CONGEN	
DD 230 J = 1, INDAGG	00287200
J1 = MASK(INNAGG(J,1),1)	00287300
J2 = MASK(INNAGG(J,1),2)	00287400
NROW1 = NAME(J1,J2,NU(28),NU(29))	00287500
NROW2 = NAME(NU(27),NU(27),NU(13),BLK)	00287600
CALL BASIS(LGL,NROW1,NROW2)	00287700
NNX = FREE	00287800
CALL ROWID	00287900
NNN = PLUS	00288000
CALL MATWRT(STRNTH(IX)/1000.0)	00288100
NROW1 = NAME(J1,J2,NU(12),NU(28))	00288200
NROW2 = NAME(NU(29),NU(27),NU(13),BLK)	00288300
CALL BASIS(LGL,NROW1,NROW2)	00288400
CALL ROWID	00288500
CALL MATWRT(COST(IX))	00288600
230 CONTINUE	00288700
C	00288800
C FORCE SHORTFALL COLUMN VECTOR	00288900
C	00289000
130 IF (SFSSW.LE.0.UR.SFSSW.GE.4) GO TO 140	00289100
NVAR2 = NAME(NU(15),NU(28),BLK,BLK)	00289200
CALL COLID	00289300
CALL BASIS(STR,NVAR1,NVAR2)	00289400
NROW1 = OBNAME(7,1)	00289500
NROW2 = OBNAME(7,2)	00289600
NNN = PLUS	00289700
VAL = STRNTH(IX)* 0.001	00289800
IF (SFSSW.EQ.2) VAL = COST(IX)	00289900
IF (SFSSW.EQ.3) VAL = 1.0	00290000
CALL MATWRT(VAL)	00290100
NROW1 = NAME(NU(28),I1,I2,I3)	00290200
NROW2 = NAME(NU(15),BLK,BLK,BLK)	00290300
NNN = PLUS	00290400
CALL MATWRT(1.0)	00290500
NROW2 = NAME(NU(15),NU(28),NU(25),BLK)	00290600
NNN = NEG	00290700
CALL MATWRT(1.0)	00290800
IF (AGGKSW.E.1) GO TO 140	00290900
IF (INDAGG.EQ.0) GO TO 140	00291000
DD 240 J = 1, INDAGG	00291100
J1 = MASK(INNAGG(J,1),1)	00291200
J2 = MASK(INNAGG(J,1),2)	00291300
NROW1 = NAME(J1,J2,NU(28),NU(29))	00291400
NROW2 = NAME(NU(27),NU(15),NU(13),BLK)	00291500
CALL BASIS(LGL,NROW1,NROW2)	00291600
NNX = FREE	00291700
CALL ROWID	00291800
NNN = NEG	00291900
CALL MATWRT(STRNTH(IX)/1000.0)	00292000
NROW1 = NAME(J1,J2,NU(12),NU(28))	00292100
NROW2 = NAME(NU(29),NU(15),NU(13),BLK)	00292200
CALL BASIS(LGL,NROW1,NROW2)	00292300
CALL ROWID	00292400
CALL MATWRT(COST(IX))	00292500
240 CONTINUE	00292600
C	00292700
C FORCE LONGFALL COLUMN VECTOR	00292800
C	00292900

MEMBER NAME CONGEN	
140 IF (SFLSW.LE.0.OR.SFLSW.GE.4) GO TO 10	0029300J
NVAR2 = NAME(NU(15),NU(21),BLK,BLK)	0029310J
CALL COLID	0029320J
CALL BASIS(STR,NVAR1,NVAR2)	0029330J
NROW1 = OBNAME(7,1)	0029340J
NROW2 = OBNAME(7,2)	0029350J
NYN = PLUS	0029360J
VAL = STRNTH(IX)* 0.001	0029370J
IF (SFLSW.EQ.2) VAL = COST(IX)	0029380J
IF (SFLSW.EQ.3) VAL = 1.0	0029390J
CALL MATWRT(VAL)	0029400J
NROW1 = NAME(NU(20),I1,I2,I3)	0029410J
NROW2 = NAME(NU(15),BLK,BLK,BLK)	0029420J
NYN = NEG	0029430J
CALL MATWRT(1.0)	0029440J
NROW2 = NAME(NU(15),NU(21),NU(25),BLK)	0029450J
CALL MATWRT(1.0)	0029460J
IF (AGGRSW.NE.1) GO TO 10	0029470J
IF (INDAGG.EQ.0) GO TO 10	0029480J
DJ 250 J = 1,INDAGG	0029490J
J1 = MASK(INNAGG(J,1),1)	0029500J
J2 = MASK(INNAGG(J,1),2)	0029510J
NROW1 = NAME(J1,J2,NU(28),NU(29))	0029520J
NROW2 = NAME(NU(27),NU(15),NU(13),BLK)	0029530J
CALL BASIS(LGL,NROW1,NROW2)	0029540J
NYX = FREE	0029550J
CALL ROWID	0029560J
NYN = PLUS	0029570J
CALL MATWRT(STRNTH(IX)/1000.0)	0029580J
NROW1 = NAME(J1,J2,NU(12),NU(28))	0029590J
NROW2 = NAME(NU(29),NU(15),NU(13),BLK)	0029600J
CALL BASIS(LGL,NROW1,NROW2)	0029610J
CALL ROWID	0029620J
CALL MATWRT(COST(IX))	0029630J
250 CONTINUE	0029640J
C	0029650J
C	0029660J
CC	0029670J
C	0029680J
C	0029690J
C NEXT SUPPORT UNIT TYPE	0029700J
C	0029710J
10 CONTINUE	0029720J
C	0029730J
C	0029740J
CCCCCCCCCCCCCCCCCC:CCCCCCCC:CC	0029750J
C	0029760J
C	0029770J
C RETURN	0029780J
C	0029790J
999 WRITE (6,1) I	0029800J
1 FJRMATIHO,13MSUPPORT UNIT ,14,41H REQUIRES MORE THAN 100 PERCENT	0029810J
OF ITSELF)	0029820J
STOP 0001	0029830J
C	0029840J
END	0029850J
SUBROUTINE (NM1KTRJ)	0029860J
C	0029870J



```

MEMBER NAME CONGEN
C          CONGEN          6 JUNE 72          00293800
C          00298900
C          FORTRAN IV SUBROUTINE TO DETERMINE IN WHAT USER SPECIFIED UNIT 00299000
C          MIX/RATIO CONSTRAINT(S) , IF ANY , COMBAT OR SUPPORT UNIT 00299100
C          TYPE KJ APPEARS 00299200
C          NOTE - THIS IS THE SAME INMIX AS THE ONE THAT ACCOMPANYS 00299300
C          SUBROUTINE COMBAT 00299400
C          00299500
C          00299600
C          COMMON /DESCRP/STRNTH(760),DTM(760),COST(760) 00299700
C          COMMON /MIX/UMIXSW,NMIXES,MIXES(100,3),IMIXES(100) 00299800
C          COMMON /TMPMIX/MXIND,IMMIX(10) 00299900
C          00300000
C          REAL MIXES 00300100
C          INTEGER DTM 00300200
C          00300300
C          00300400
C          DETERMINE EXTERNAL (DTM) IDENTIFICATION NUMBER OF THIS UNIT(KJ) 00300500
C          00300600
C          IDTM = DTM(KJ) 00300700
C          00300800
C          SEARCH ARRAYS IMIXES,MIXES TO SEE IN WHAT MIX SPECIFICATIONS 00300900
C          IF ANY THIS UNIT APPEARS. STORE ANY APPEARANCES IN INTERMEDIATE 00301000
C          ARRAY IMMIX(10). STORE THE NUMBER OF MIXES IN 00301100
C          WHICH THIS UNIT APPEARS IN VARIABLE MXIND. 00301200
C          00301300
C          MXIND = 0 00301400
C          INDEX = 0 00301500
C          DO 10 I = 1,NMIXES 00301600
20  INDEX = INDEX + 1 00301700
C          IF (IMIXES(INDEX).EQ.0) GO TO 10 00301800
C          IF (IMIXES(INDEX).NE.IDTM) GO TO 20 00301900
C          MXIND = MXIND + 1 00302000
C          IMMIX(MXIND) = I 00302100
C          GO TO 20 00302200
10  CONTINUE 00302300
C          00302400
C          00302500
C          RETURN 00302600
C          00302700
C          END 00302800
-----
SUBROUTINE INAGG(IDTM) 00302900
C          00303000
C          CONGEN          6 JUNE 72          00303100
C          00303200
C          THIS SUBROUTINE DETERMINES IN WHAT SUPPORT UNIT AGGREGATE(S) 00303300
C          THE INPUT (IDTM) SUPPORT UNIT IS TO BE INCLUDED. 00303400
C          00303500
C          00303600
C          COMMON /AGG/AGGRSW,AGGR,AGGRGT(750),INDAGG,INNAGG(20,2),AGLAB(25) 00303700
C          INTEGER AGGRSW,AGGRGT 00303800
C          00303900
C          INDAGG = 0 00304000
C          INDEX = 0 00304100
C          IAGGR = 0 00304200
C          00304300
C          00304400
10  INDEX = INDEX + 1 00304500
C          IF (AGGRGT(INDEX).GT.999.OR.AGGRGT(INDEX).LE.0) GO TO 20 00304600

```

MEMBER NAME CLNGEN

```
C
C IF (AGGRGT(INDEX).NE.IDTM) GO TO 10 00304600
C IVDAGG = INDAGG + 1 00304700
C 00304800
C 00304900
20 IAGGR = IAGGR + 1 00305000
C IF (IAGGR.GT.NAGGR) RETURN 00305100
C INNAGG(INDAGG+1,1) = AGGRGT(INDEX) 00305200
C INDEX = INDEX + 1 00305300
C INNAGG(INDAGG+1,2) = AGGRGT(INDEX) 00305400
C GO TO 10 00305500
C 00305600
C END 00305700
SUBROUTINE TOLRNC 00305800
C TOLRNC IS A FORTRAN IV SUBROUTINE SUBPROGRAM THAT, WITH THE 00305900
C ASSISTANCE OF SEVERAL UTILITY ROUTINES, GENERATES MATRIX COLUMN 00306000
C VECTORS WHICH REPRESENT PERMISSIBLE UPPER AND LOWER PERCENTAGE 00306100
C DEVIATIONS FROM REQUIREMENTS FOR SUPPORT UNITS BY COMBAT MODULES 00306200
C AND SUPPORT UNITS (FROM INDIVIDUAL ALLOCATION RULE COEFFICIENTS) 00306300
C REQUIREMENTS FOR SUPPORT UNITS BY COMBAT MODULES ARE STORED IN 00306400
C THE FIRST NANZ WORDS OF FOMGEN COMMON ARRAY COEF(6500). MAXIMUM 00306500
C ALLOWABLE DEVIATIONS BELOW THESE 00306600
C REQUIREMENTS IN TERMS OF DECIMAL FRACTIONS OF THOSE REQUIREMENTS 00306700
C AND MAXIMUM DEVIATIONS ABOVE 00306800
C EACH REQUIREMENT ARE STORED IN ARRAY TOLS(2350,3) 00306900
C REQUIREMENTS FOR SUPPORT UNITS BY SUPPORT UNITS ARE STORED IN 00307000
C THE WORDS NANZ+1 THROUGH NANZ+NBZ OF 00307100
C COMMON ARRAY COEF(6500) . MAXIMUM DEVIATIONS PERMITTED BELOW 00307200
C THESE REQUIREMENTS AND 00307300
C MAXIMUM DEVIATIONS PERMITTED ABOVE EACH REQUIREMENT ARE STORED 00307400
C IN COMMON ARRAY TOLS(2350,3) 00307500
C COMMON INTEGER VARIABLE TOLRSW IS A SWITCH THAT CONTROLS 00307600
C WHETHER OR NOT REQUIREMENT TOLERANCE IS TO BE PERMITTED AT ALL 00307700
C IN A MODEL. IF TOLRSW=0 SUBROUTINE TOLRNC IS NOT CALLED FROM 00307800
C THE MAIN PROGRAM ROUTINE FOMGEN. IF TOLRSW=1 TOLRNC IS CALLED 00307900
C ONCE FROM ROUTINE FOMGEN. 00308000
C WHEN TOLRNC IS CALLED, ONE MODEL COLUMN VECTOR IS GENERATED 00308100
C FOR EACH PERMITTED DEVIATION (LOWER AND/OR UPPER) FROM EACH 00308200
C POSITIVE SUPPORT UNIT REQUIREMENT. IF FOR A POSITIVE RE- 00308300
C QUIREMENT A PERMITTED DEVIATION IS 0.0 , NO COLUMN VECTOR 00308400
C IS GENERATED. 00308500
C THE STRUCTURE OF THE COLUMN VECTOR REPRESENTING EACH 00308600
C PERMITTED REQUIREMENTS DEVIATION IS SPECIFIED BY THE COMMENTED 00308700
C INSTRUCTIONS OF THIS SUBROUTINE. 00308800
COMMON /ALPHA/NU(35) 00308900
COMMON /BET/STR,LGL 00309000
COMMON /DESCRP/STRNTH(760),DTM(760),COST(760) 00309100
COMMON /NAMES/NVAR1,NVAR2,NROW1,NROW2,NNX,NNM 00309200
COMMON /REQFAC/COEF(8000),KJCOEF(8000),NANZ,NBNZ 00309300
COMMON /REQTOL/TOLRSW,TOLS(2350,3),NTOLS,ALRTYP 00309400
COMMON /RESOLU/NCOMBT,NSUPRT,NPRAM,NPRAMU 00309500
COMMON /SIGN/NEG,PLUS,ZERO,BLK,FREE 00309600
C 00309700
C INTEGER TOLRSW,STR,PLUS,ZERO,BLK,DTM,ALRTYP,FREE 00309800
C REAL LWTOL 00309900
C 00310000
C 00310100
CCCCCCCCCCCCCCCCCCCCCCCCCCCCCCCCCCCCCCCCCCCCCCCCCCCCCCCCCCCC 00310200
C 00310300
```



MEMBER NAME CONGEN	00310400
C	00310500
EXAMINE EACH OF THE VCOMBT COMBAT MODULES THAT MAY POSSIBLY	00310600
REQUIRE SUPPORT UNITS J BELOW.	00310700
C	00310800
IPOINT = 1	00310900
DO 10 I = 1,VCOMBT	00311000
IX = DTM(I)	00311100
CALL BRK3DG(IX,I1,I2,I3)	00311200
C	00311300
EXAMINE EACH OF THE NSUPRT SUPPORT UNITS POSSIBLY REQUIRED BY	00311400
COMBAT MODULE I ABOVE.	00311500
C	00311600
20 CALL KJUNPK(1,IPOINT,IPTX,J)	00311700
IF (IPTX.NE.DTM(I)) GO TO 10	00311800
C	00311900
IF SUPPORT UNIT J IS NOT REQUIRED BY COMBAT MODULE I,DO NOT	00312000
ATTEMPT TO GENERATE ANY TOLERANCE HERE,LOOK AT THE NEXT SUPPORT	00312100
UNIT TYPE.	00312200
C	00312300
DO 80 L = 1,NTJLS	00312400
CALL KJUNPK(2,L,IXX,JXX)	00312500
IF (IPTX.NE.IXX.OR.J.NE.JXX) GO TO 80	00312600
C	00312700
ATTEMPT TO GENERATE FIRST ANY PERMISSION OF DEVIATION BELOW	00312800
THE REQUIREMENT--COFF(IPOINT)--AND THEN ANY PERMISSIBLE UPPER	00312900
DEVIATION.	00313000
C	00313100
DO 30 K = 1,2	00313200
C	00313300
IF NO DEVIATION IS PERMITTED,DO NOT GENERATE A MATRIX COLUMN.	00313400
C	00313500
IF (K.EQ.1.AND.TJLS(L,2).LE.0.0) GO TO 30	00313600
IF (K.EQ.2.AND.TJLS(L,3).LE.0.0) GO TO 30	00313700
C	00313800
A PERMISSIBLE DEVIATION HAS BEEN DETECTED,GENERATE A C COLUMN	00313900
VECTOR REPRESENTING IT.	00314000
C	00314100
PREPARE THE NUMBERS OF THIS COMBAT MODULE AND SUPPORT	00314200
UNIT TYPE (I AND J) FOR USE IN THE NAME OF THE COLUMN.	00314300
C	00314400
CALL BRK3DG(J,J1,J2,J3)	00314500
C	00314600
GENERATE COLUMN VECTOR NAME BY A CALL TO FUNCTION NAME	00314700
C	00314800
KX = NU(21)	00314900
IF (K.EQ.2) KX = NU(30)	00315000
NVAR1 = NAME(I1,I2,I3,NU(29))	00315100
NVAR2 = NAME(J1,J2,J3,KX)	00315200
C	00315300
ENTER THIS COLUMN INTO THE LIST OF MODEL COLUMNS BY A	00315400
CALL TO SUBROUTINE COLID.	00315500
C	00315600
CALL COLID	00315700
C	00315800
IF THIS COLUMN REPRESENTS PERMISSIBLE LOWER DEVIATION,	00315900
ENTER THIS VECTOR INTO THE ADVANCED START BASIS BY A	00316000
CALL TO SUBROUTINE BASIS.	00316100

```

MEMBER NAME CONGEN
IF (K.EQ.1) CALL BASIS(STR,NVARI,NVAR2) ..... 00316200
C ..... 00316300
C ..... 00316400
C ..... 00316500
C ..... 00316600
C ..... 00316700
C ..... 00316800
C ..... 00316900
C ..... 00317000
C ..... 00317100
C ..... 00317200
C ..... 00317300
C ..... 00317400
C ..... 00317500
C ..... 00317600
C ..... 00317700
C ..... 00317800
C ..... 00317900
C ..... 00318000
C ..... 00318100
C ..... 00318200
C ..... 00318300
C ..... 00318400
C ..... 00318500
C ..... 00318600
C ..... 00318700
C ..... 00318800
C ..... 00318900
C ..... 00319000
C ..... 00319100
C ..... 00319200
C ..... 00319300
C ..... 00319400
C ..... 00319500
C ..... 00319600
C ..... 00319700
C ..... 00319800
C ..... 00319900
30 ..... 00320000
80 ..... 00320100
CONTINUE ..... 00320200
GO TO 20 ..... 00320300
10 ..... 00320400
CONTINUE ..... 00320500
C ..... 00320600
C ..... 00320700
C ..... 00320800
C ..... 00320900
C ..... 00321000
C ..... 00321100
C ..... 00321200
C ..... 00321300
C ..... 00321400
C ..... 00321500
C ..... 00321600
C ..... 00321700
C ..... 00321800
60 ..... 00321900
CALL KJUNPK(1, IPOINT, IPTX, J)

```



```

MEMBER NAME CONGEN
  IF (IPTX.NE.JTM(I*NCNST))   GO TO 50          JJ2220JJ
C      IF SUPPORT UNIT J IS NOT REQUIRED BY SUPPORT UNIT I,DO NOT
C      ATTEMPT TO GENERATE ANY TOLERANCE HERE,LOOK AT THE NEXT SUPPORT
C      UNIT TYPE.                                JJ2221JJ
C                                                  JJ2222JJ
C                                                  JJ2223JJ
C                                                  JJ2224JJ
C                                                  JJ2225JJ
C                                                  JJ2226JJ
C          DO 90 L = 1,NTOLS
C          CALL KJUNPK(2,L,I,K,J,K)             JJ2227JJ
C          IF (IPTX.NE.IKX,OR,J.NE.JKX)   GO TO 90    GG2228JJ
C                                                  JJ2229JJ
C          ATTEMPT TO GENFRATE FIRST ANY PERMISSION OF DEVIATION BELOW
C          THE REQUIREMENT--DOEF(IPOINT)--AND THEN ANY PERMISSIBLE UPPER
C          DEVIATION.                            JJ2230JJ
C                                                  JJ2231JJ
C                                                  JJ2232JJ
C          DO 70 K = 1,2                          JJ2233JJ
C                                                  JJ2234JJ
C                                                  JJ2235JJ
C          IF NO DEVIATION IS PERMITTED,DO NOT GENERATE A MATRIX COLUMN.
C                                                  JJ2236JJ
C                                                  JJ2237JJ
C          IF (K.EQ.1.AND.TOLS(L,2).LE.0.0)   GO TO 70    JJ2238JJ
C          IF (K.EQ.2.AND.TOLS(L,3).LE.0.0)   GO TO 70    JJ2239JJ
C          A PERMISSIBLE DEVIATION HAS BEEN DETECTED,GENERATE A COLUMN
C          VECTOR REPRESENTING IT.              JJ2240JJ
C                                                  JJ2241JJ
C          PREPARE THE NUMBERS OF THESE SUPPORT UNIT TYPES (I AND J)
C          FOR USE IN THE NAME OF THE COLUMN.    JJ2242JJ
C          JJ2243JJ
C          JJ2244JJ
C          CALL BRK3DG(J,J1,J2,J3)              JJ2245JJ
C          JJ2246JJ
C          GENERATE COLUMN VECTOR NAME BY A CALL TO FUNCTION NAME
C          JJ2247JJ
C          JJ2248JJ
C          KX = NU(21)
C          IF (K.EQ.2)   KX = NU(30)
C          NVAR1 = NAME(11,12,13,NU(29))
C          NVAR2 = NAME(J1,J2,J3,KX)
C          JJ2249JJ
C          JJ2250JJ
C          ENTER THIS COLUMN INTO THE LIST OF MODEL COLUMNS BY A
C          CALL TO SUBROUTINE COLID.             JJ2251JJ
C          JJ2252JJ
C          CALL COLID                            JJ2253JJ
C          JJ2254JJ
C          IF THIS COLUMN REPRESENTS PERMISSIBLE LOWER DEVIATION,
C          ENTER THIS VECTOR INTO THE ADVANCED START BASIS BY A
C          CALL TO SUBROUTINE BASIS.             JJ2255JJ
C          JJ2256JJ
C          JJ2257JJ
C          IF (K.EQ.1)   CALL BASIS(STR,NVAR1,NVAR2)
C          JJ2258JJ
C          JJ2259JJ
C          CONNECT THIS COLUMN VECTOR TO THE ONE REPRESENTING SUPPORT
C          UNIT I--THE ONE REPRESENTING ALL REQUIREMENTS FOR SUPPORT
C          UNITS BY SUPPORT UNIT I.THIS COUPLING IS BY A POSITIVE
C          MATRIX COEFFICIENT IN A SPECIAL MODEL ROW, THE COLUMN
C          OF REQUIREMENTS TO WHICH THIS COLUMN IS COUPLED HAS A
C          -1.0 COEFFICIENT IN THIS ROW. THE ROW TYPE IS %. THE
C          MATRIX COEFFICIENT HERE IS THE RECIPROCAL OF THE MAXIMUM
C          DEVIATION ALLOWED-TOLS(L,2) OR TOLS(L,3). GENERATION
C          OF THE COEFFICIENT IS BY CALLS TO ROUTINES NAME,ROWID
C          AND NATMNT.                            JJ2260JJ
C          JJ2261JJ
C          JJ2262JJ
C          JJ2263JJ
C          JJ2264JJ
C          JJ2265JJ
C          JJ2266JJ
C          JJ2267JJ
C          JJ2268JJ
C          JJ2269JJ
C          JJ2270JJ

```

```
MEMBER NAME CONGEN
-----
NR0W1 = NAME(11,12,13,NU(20)) 00327000
NR0W2 = NAME(J1,J2,J3,NU(33)) 00327000
NRK = PLUS 00328000
CALL ROWID 00328100
NNN = PLUS 00328200
VAL = 1.0 / TOLSIL,K+1) 00328300
CALL MATWRT(VAL) 00328400
00328500
C
C   GENERATE A COEFFICIENT IN THE MODEL ROW FOR SUPPORT UNIT J.
C   THIS COEFFICIENT WILL REDUCE THE REQUIREMENT FOR SUPPORT UNIT
C   J BY COMBAT MODULE I IF THIS COLUMN VECTOR REPRESENTS
C   PERMITTED LOWER DEVIATION FROM THE REQUIREMENT--IN THIS
C   CASE THE COEFFICIENT = -COEFF(IPOINT).IF THIS COLUMN REPRE-
C   SENTS UPPER DEVIATION,THE COEFFICIENT-- = COEFF(IPOINT) --
C   INCREASES THE REQUIREMENT FOR SUPPORT UNIT J. GENERATION
C   IS BY CALLS TO ROUTINES NAME,ROWID AND MATWRT. 00329000
00329100
00329200
00329300
00329400
00329500
NR0W1 = NAME(NU(20),J1, '2,J3) 00329600
NR0W2 = BLK 00329700
NRK = PLUS 00329800
CALL ROWID 00329900
NNN = PLUS 00330000
IF (K.EQ.1) . . . . . NEG 00330100
CALL MATWRT(COEFF(IPOINT)) 00330200
00330300
C
C
C 70 CONTINUE 00330400
C 90 CONTINUE 00330500
C
C   IPOINT = IPOINT + 1 00330600
C   GO TO 60 00330700
C 50 CONTINUE 00330800
C 00330900
C 00331000
C 00331100
C 00331200
C 00331300
C 00331400
C   RETURN CONTROL TO THE MAIN ROUTINE FOMGEN 00331500
C
C   RETURN 00331600
C
C   END 00331700
-----
SUBROUTINE UNIMIX 00331800
C 00331900
C   CONGEN 6 JUNE 72 00332000
C 00332100
C   UNIMIX IS A FORTRAN IV SUBROUTINE SUBPROGRAM THAT MAY 00332200
C   GENERATE COLUMN VECTORS REPRESENTING DESIRED OR NECESSARY 00332300
C   UNIT MIXES WITHIN A FORCE. IF ANY UNIT MIXES MAY BE REPRESENTED 00332400
C   AT ALL IN A MODEL (UNIXM = 1) SUBROUTINE UNIMIX IS CALLED ONCE 00332500
C   FROM THE MAIN ROUTINE FOMGEN. 00332600
C 00332700
C 00332800
C 00332900
C 00333000
COMMON /ALPHA/NI(33) 00333100
COMMON /RET/STR,LBL 00333200
COMMON /MIX/UNIXM,NMIXES,MIXF$S(100,3),INI$S(100) 00333300
COMMON /NAME$/NVAR1,NVAR2,NR0W1,NR0W2,NRK,NNN 00333400
COMMON /SIGN/NEG,PLUS,ZF40,BLK,PRF 00333500
```



MEMBER NAME CONGEN	
C	00333600
INTEGR NEG.PLUS,ZERO,BLK,FREE	00333700
INTEGER UNITS	00333800
INTEGER STR	00333900
REAL MIXES	00334000
C	00334100
C	00334200
C	00334300
IF (NMIRES.EQ.0) RETURN	00334400
C	00334500
C	00334600
C	00334700
C	00334800
ONE COLUMN VECTOR IS GENERATED TO REPRESENT EACH OF THE	00334900
NMIRES UNITS SPECIFIED UNIT MIXES.	00335000
C	00335100
INDEX = 0	00335200
DO 10 I = 1,NMIRES	00335300
C	00335400
CALL DRK3DGE(1,11,12,13)	00335500
C	00335600
C	00335700
C	00335800
GENERATE COLUMN NAME BY CALL TO FUNCTION NAME.	00335900
C	00336000
NVAR1 = NAME(NU(27),NU(10),NU(13),11)	00336100
NVAR2 = NAME(12,13,0L,0L)	00336200
C	00336300
C	00336400
C	00336500
C	00336600
ENTER THIS COLUMN INTO THE LIST OF MODEL COLUMN NAMES	00336700
BY A CALL TO SUBROUTINE COLID.	00336800
C	00336900
CALL COLID	00337000
C	00337100
C	00337200
C	00337300
C	00337400
ENTER THIS COLUMN INTO THE LIST OF CANDIDATE BASIS	00337500
VECTORS BY A CALL TO SUBROUTINE BASIS.	00337600
C	00337700
CALL BASIS(STR,NVAR1,NVAR2)	00337800
C	00337900
C	00338000
SAVE ADDRESS OF THE FIRST ENTRY OF THIS MIX.	00338100
C	00338200
INDEX1 = INDEX + 1	00338300
INDEX = INDEX + 1	00338400
IF (LIMITS(INDEX).EQ.0) GO TO 40	00338500
J1 = INDEX(INDEX)	00338600
CALL DRK3DGE(J1,J1,J2,J3)	00338700
C	00338800
C	00338900
NROW1 = NAME(NU(27),11,12,13)	00339000
NROW2 = NAME(NU(33),J1,J2,J3)	00339100
NVE = 0L	00339200
CALL 40ID	00339300
NVN = PLUS	00339400
CALL MATMUT(INDEX,11)	00339500
C	00339600
C	00339700
C	00339800
C	00339900
LOOK AT POSSIBLE UPPER AND LOWER TOLERANCE ON THIS ENTRY	00340000
OF THIS UNIT MIX SPECIFICATION.	00340100
C	00340200
C	00340300
C	00340400
IF (LIMITS(INDEX,2).LE.0.0.AND.HEIGHTS(INDEX,3).LE.0.0) GO TO 20	00340500
NROW1 = NAME(NU(27),11,12,13)	00340600
NROW2 = NAME(NU(29),J1,J2,J3)	00340700
NVE = PLUS	00340800
CALL 40ID	00340900
NVN = NEG	00341000
CALL MATMUT(1,0)	00341100
C	00341200




```

MEMBER NAME CONCEV
DO 10 J = 1,INDEX1,INDEX2                                00343200
C                                                         00343300
C   LOOK AT POSSIBLE UPPER AND LOWER TOLERANCES ON THIS MIX ENTRY. 00343400
C   C                                                         00343500
C   DO 20 J = 2,3                                         00343600
C   C                                                         00343700
C   IF A POSITIVE TOLERANCE IS SPECIFIED,GENERATE A COLUMN VECTOR 00343800
C   REPRESENTING IT.                                       00343900
C   C                                                         00344000
C   IF (MIXES(I,J).LE.D.0) GO TO 20                       00344100
C   C                                                         00344200
C   KK = MIXES(I)                                          00344300
C   CALL BKR33G(KK,K1,K2,K3)                               00344400
C   C                                                         00344500
C   JK = NU(30)                                           00344600
C   IF (J.EQ.3) JK = NU(21)                               00344700
C   C                                                         00344800
C   NVAR1 = NAME(NU(22),11,12,13)                          00344900
C   NVAR2 = NAME(JK,K1,K2,K3)                              00345000
C   CALL COL10                                             00345100
C   IF (J.EQ.2) CALL BASIS(STR,NVAR1,NVAR2)                00345200
C   C                                                         00345300
C   INTERSECT MIX SPECIFICATION ROW FOR THIS ENTRY WITH A 00345400
C   POSITIVE MIX ENTRY IF THIS COLUMN REPRESENTS UPPER    00345500
C   TOLERANCE OR A NEGATIVE MIX ENTRY IF IT REPRESENTS    00345600
C   LOWER TOLERANCE.                                       00345700
C   C                                                         00345800
C   NROW1 = NAME(NU(22),11,12,13)                          00345900
C   NROW2 = NAME(NU(33),K1,K2,K3)                          00346000
C   MNK = BLK                                             00346100
C   CALL ROW10                                             00346200
C   MNY = PLUS                                           00346300
C   IF (J.EQ.3) MNY = NEG                                  00346400
C   CALL MATWRT(MIXES(I,1))                                00346500
C   C                                                         00346600
C   INTERSECT A MODEL ROW THAT COUPLES THIS TOLFRANCE    00346700
C   VECTOR TO THE MIX SPECIFICATION COLUMN VECTOR. THE    00346800
C   NAME OF THIS ROW IS THE SAME AS THAT OF THIS COLUM.    00346900
C   THE COEFFICIENT IS THE RECIPROCAL OF THE USER SPECIFIED 00347000
C   FRACTION.                                              00347100
C   C                                                         00347200
C   NROW1 = NAME(NU(22),11,12,13)                          00347300
C   NROW2 = NAME(NU(29),K1,K2,K3)                          00347400
C   MNK = PLUS                                           00347500
C   CALL ROW10                                             00347600
C   MNN = PLUS                                           00347700
C   CALL MATWRT(1.0/MIXES(I,J))                           00347800
C   C                                                         00347900
C   20 CONTINUE                                           00348000
C   10 CONTINUE                                           00348100
C   C                                                         00348200
C   C   CCCCCCCCCCCCCCCCCCCCCCCCCCCCCCCCCCCCCCCCCCCCCCCC 00348300
C   C   CCCCCCCCCCCCCCCCCCCCCCCCCCCCCCCCCCCCCCCCCCCCCCCC 00348400
C   C   CCCCCCCCCCCCCCCCCCCCCCCCCCCCCCCCCCCCCCCCCCCCCCCC 00348500
C   C   CCCCCCCCCCCCCCCCCCCCCCCCCCCCCCCCCCCCCCCCCCCCCCCC 00348600
C   C   CCCCCCCCCCCCCCCCCCCCCCCCCCCCCCCCCCCCCCCCCCCCCCCC 00348700
C   C   CCCCCCCCCCCCCCCCCCCCCCCCCCCCCCCCCCCCCCCCCCCCCCCC 00348800
C   C   CCCCCCCCCCCCCCCCCCCCCCCCCCCCCCCCCCCCCCCCCCCCCCCC 00348900
C   C   CCCCCCCCCCCCCCCCCCCCCCCCCCCCCCCCCCCCCCCCCCCCCCCC 00349000
C   C   CCCCCCCCCCCCCCCCCCCCCCCCCCCCCCCCCCCCCCCCCCCCCCCC 00349100
C   C   CCCCCCCCCCCCCCCCCCCCCCCCCCCCCCCCCCCCCCCCCCCCCCCC 00349200
C   C   CCCCCCCCCCCCCCCCCCCCCCCCCCCCCCCCCCCCCCCCCCCCCCCC 00349300
C   C   CCCCCCCCCCCCCCCCCCCCCCCCCCCCCCCCCCCCCCCCCCCCCCCC 00349400
C   C   CCCCCCCCCCCCCCCCCCCCCCCCCCCCCCCCCCCCCCCCCCCCCCCC 00349500
C   C   CCCCCCCCCCCCCCCCCCCCCCCCCCCCCCCCCCCCCCCCCCCCCCCC 00349600
C   C   CCCCCCCCCCCCCCCCCCCCCCCCCCCCCCCCCCCCCCCCCCCCCCCC 00349700
C   C   CCCCCCCCCCCCCCCCCCCCCCCCCCCCCCCCCCCCCCCCCCCCCCCC 00349800
C   C   CCCCCCCCCCCCCCCCCCCCCCCCCCCCCCCCCCCCCCCCCCCCCCCC 00349900
C   C   CCCCCCCCCCCCCCCCCCCCCCCCCCCCCCCCCCCCCCCCCCCCCCCC 00350000
C   RETURN                                               00350100
C   END                                                    00350200

```



```

MEMBER NAME CONGEN
SUBROUTINE SUBST1
C
C
C          CONGEN          6 JUNE 72
C
C      SUBST1 IS A FORTRAN IV SUBROUTINE SUBPROGRAM THAT IS CALLED
C      ONCE FROM THE MAIN ROUTINE CONGEN IF ANY SUPPORT UNIT SUBSTITU-
C      TIONS ARE ALLOWED AT ALL (NSUB = 1) TO GENERATE THE SUB-MATRIX
C      OF COLUMN VECTORS REPRESENTING PERMISSIBLE SUPPORT UNIT SUBSTI-
C      TUTIONS IN SATISFACTION OF REQUIREMENTS FOR SUPPORT BY OTHER
C      UNITS.
C
C      COMMON /ALPHA/NU(10)
C      COMMON /NAMES/NVAR1,NVAR2,NROW1,NROW2,NNX,NNN
C      COMMON /SIGN/NEG,PLUS,ZERO,BLK,FREE
C      COMMON /SPTSUB/SUBSW,SUB(100),KJSUB(100,2),NSUBS
C
C      INTEGER SUBSW,PLUS,ZERO,BLK,FREE
C
C      ONE COLUMN VECTOR IS GENERATED FOR EACH OF NSUBS PERMISSIBLE
C      SUBSTITUTIONS. (NSUBS * 100)
C
C      IF (NSUBS.LE.0) RETURN
C      DO 10 I = 1,NSUBS
C
C          GENERATE THE COLUMN VECTOR NAME.
C
C      IK = KJSUB(I,1)
C      CALL BRK3DG(IK,11,12,13)
C      JK = KJSUB(I,2)
C      CALL BRK3DG(JK,11,12,13)
C      NVAR1 = NAME(11,12,13,NU(20))
C      NVAR2 = NAME(NU(11),11,12,13)
C      CALL COLID
C
C      THE NUMBER OF SUPPORT UNITS OF TYPE KJSUB(I,1) THAT MAY BE
C      DIVERTED FROM SATISFACTION OF REQUIREMENTS FOR IT TO
C      SATISFACTION OF REQUIREMENTS FOR SUPPORT UNIT KJSUB(I,2)
C      IS DEBITED FROM ITS AVAILABILITY BY A +1.0 COEFFICIENT
C      IN ITS MODEL ROW.
C
C      NROW1 = NAME(NU(20),11,12,13)
C      NROW2 = BLK
C      NNX = PLUS
C      CALL ROWID
C      NNN = PLUS
C      CALL MATWRT(1.0)
C
C      THE NUMBER OF SUPPORT UNITS DIVERTED SATISFY SOME FRACTION
C      SUM(I) OF THE REQUIREMENTS FOR UNIT KJSUB(I,2) BY A
C      -SUB(I) ENTRY IN THE MODEL ROW FOR UNIT KJSUB(I,2).
C
C      NROW1 = NAME(NU(20),11,12,13)
C      NROW2 = BLK
C      NNX = PLUS
C      CALL ROWID
C      NNN = NEG

```

```

00351000
00351100
00351200
00351300
00351400
00351500
00351600
00351700
00351800
00351900
00352000
00352100
00352200
00352300
00352400
00352500
00352600
00352700
00352800
00352900
00353000
00353100
00353200
00353300
00353400
00353500
00353600
00353700
00353800
00353900
00354000
00354100
00354200
00354300
00354400
00354500
00354600
00354700
00354800
00354900
00355000
00355100
00355200
00355300
00355400
00355500
00355600
00355700
00355800
00355900
00356000
00356100
00356200
00356300
00356400
00356500
00356600
00356700

```



```

MEMBER NAME CONGEN
      CALL MATWRTS(JOB(1))
C
C
C 10  CONTINUE
C
C      RETURN
C
END
SUBROUTINE MATWRTS
C
C          CONGEN          6 JUNE 72
C
C      SUBROUTINE SUBPROGRAM TO WRITE THE ARRAYS OF UNIQUE ROW VECTOR
C      NAMES AND TYPES AS THE ROW IDENTIFICATION FILE (TAPET). THIS
C      FILE IS CONCATENATED AFTER RUNGEN FORTRAN EXECUTION WITH THE
C      MATRIX ELEMENT FILE (TAPET) AND THE RIGHT HAND SIDE VALUE FILE
C      TO FORM THE COMPLETE MATRIX FILE READY FOR INPUT TO MPS/360 OR
C      OPTIMA FOR SOLUTION
C
C      COMMON /COLCAT/LSTCOL
C      COMMON /LPSYS/LANGSW,PRNAME(2),DATSOR
C      COMMON /OJJS/ONAME( 7,2),NOBJ
C      COMMON /PKBT/INDEX
C      COMMON /KOLIS/RNAME(1000,2),RTYPE(1000)
C
C      INTEGER PRNAM
C      INTEGER DATSOR
C      INTEGER RNAME,RTYPE
C      INTEGER IONAME
C
C
C      NEMIND 7
C
C      COMPUTE ROW TYPE INDICATORS FOR MPS LANGUAGE OF REFERENCE
C
C      NEND = INDEX - 1
C      DO 15 IX = 1,NEND
15  RTYPE(IX) = NRWIP (RTYPE(IX))
C
C          WRITE THE ROW ID ON DISK FILE /TAPET/
C          IN THE FORMAT OF THE CHOSEN MPS
C
C      IF (LANGSW.EQ.2) GO TO 50
C          MPS/360 FORMAT
C      WRITE (7,155) PRNAME(1),PRNAME(2)
C      WRITE (7,150)
C      DO 40 I=1,NOBJ
40  WRITE (7,160) ONAME(I,1),ONAME(I,2)
C      DO 45 IX = 1,NEND
45  WRITE (7,155) RTYPE(IX),RNAME(IX,1),RNAME(IX,2)
C      RETURN
C          OPTIMA FORMAT
50  WRITE (7,140) PRNAME(1),PRNAME(2)
C      DO 55 I=1,NOBJ
C      I7 = MASK(ONAME(I,2) , 3 )
C      I8 = MASK(ONAME(I,2) , 4 )

```

MEMBER NAME	CONGEN	
55	WRITE (7,170) ONNAME(1,1),ONNAME(1,2),17,10	2)302000
	D) 60 IX = 1, NEND	00302700
	17 = MASK(ANAMES(17,2) , 3)	00302800
	18 = MASK(ANAMES(18,2) , 4)	00302900
60	WRITE (7,175) ANAMES(18,1),ANAMES(18,2),17,10,RTYPES(18)	00303000
	RETURN	00303100
C		00303200
C		00303300
150	FORMAT (4XROWS,76Y)	00303400
155	FORMAT (2X,41,1X,200,60Y)	00303500
160	FORMAT (2X,14Y,1X,200,60Y)	00303600
165	FORMAT (4XNAME,1)X,04,02,00Y)	00303700
170	FORMAT(1X,31C,GL,0Y,04,02,1M,,2A1,3M(7),50Y)	00303800
175	FORMAT(1X,31C,GL,0Y,04,02,1M,,2A1,1M(.01,1M),50Y)	00303900
180	FORMAT (1X,61F,1E,5X,04,02,00Y)	00304000
	END	00304100
	FUNCTION SUBPROGRAM	00304200
C		00304300
C	CONGEN	00304400
C	6 JUNE 72	00304500
C		00304600
C	FUNCTION SUBPROGRAM TO COMPUTE THE MPS SPECIFIC ROW TYPE	00304700
C	INDICATOR(INDY-OBJECTIVE ROWS ONLY)	00304800
C		00304900
	COMMON /ALPHA/NU(35)	00305000
	COMMON /LPSYS/LANGSM,PABNAME(2),DATSOR	00305100
	COMMON /SIGN/NEG,PLUS,ZERO,BLK,FREE	00305200
C		00305300
	INTEGER NEG,PLUS,ZERO,BLK	00305400
	INTEGER FREE	00305500
	INTEGER PABNAME	00305600
	INTEGER DATSOR	00305700
C		00305800
C		00305900
	IF (LANGSM.EQ.2) GO TO 35	00306000
C		00306100
C	MPS/360 FORMAT	00306200
C		00306300
	IF (INX.NE.PLUS) GO TO 25	00306400
	NRWTP=NU(21)	00306500
	RETURN	00306600
25	IF (INX.NE.BLK) GO TO 30	00306700
	NRWTP=NU(14)	00306800
	RETURN	00306900
30	IF (INX.NE.FREE) GO TO 55	00307000
	NRWTP = NU(23)	00307100
	RETURN	00307200
55	NRWTP = NU(16)	00307300
	RETURN	00307400
C		00307500
C	OPTIMA FORMAT	00307600
C		00307700
35	IF (INX.NE.PLUS) GO TO 40	00307800
	NRWTP=NU(25)	00307900
	RETURN	00308000
40	IF (INX.NE.BLK) GO TO 45	00308100
	NRWTP=NU(35)	00308200
	RETURN	00308300

MEMBER NAME CINGPN
45 IF INNE.NE.FREE) GO TO 60
NAME = NU151
RETURN
60 NAME = NU122
RETURN
C
END

000000
000000
000000
000000
000000
000000

Appendix D
DESCRIPTION OF CONFIL

FIGURES

D1.	CONFIL Source Program Listing	261
D2.	Example of Rows Section of Output from CONFIL	263
D3.	Example of Columns Section of Output from CONFIL	264

Preceding page blank

Appendix D

DESCRIPTION OF CONFIL

CONFIL is a CONFORM procedure, written in the FORTRAN language and using the IBM MPS/360 READCOMM subroutine, that reads the output of MPS/360's report procedure SOLUTION and produces a file of row and column information that is input to the CONFORM LP reporter, CONREP. It may be thought of as a preprocessor for CONREP.

Figure D1 is a listing of the CONFIL source program. Figure 43 in Chapter 4 shows an example of MPS/360 controls used to execute CONFIL.

One execution of CONFIL processes one MPS/360 solution. The output from SOLUTION is always input to CONFIL on FORTRAN logical unit seven (7). CONFIL's output is ultimately input to CONREP on unit two (2) or 12. For CONFIL execution, the output unit is specified by a single calling argument.

The order of CONFIL execution is:

- (a) The value of the calling argument is retrieved by CONFIL by a call to READCOMM routine GETARG.
- (b) A call to the READCOMM routine POSITN positions the communications file to the beginning of the second array.
- (c) A call to READCOMM routine ARRAY positions the file to the beginning of the next array—the row information section—and performs initialization for reading that data.
- (d) A series of calls to READCOMM routine VECTOR retrieves information about the rows. There is one call per row. Eight values are returned for each call. CONFIL prints only the row name (value 1), its activity (value 3), its slack (value 4) and the pi-value (value 7).

CONFIL
5 JULY 72

FORTRAN/READCOMM PROGRAM TO PRODUCE THE MPS/360 OUTPUT FILE WHICH IS INPUT TO THE CONFORM LP REPORTER (CONREP) AS FT.2FJ.1 TO FT.12F.1.

CONFIL HAS ONE (1) ARGUMENT, ACCESSED BY A CALL TO READCOMM ROUTINE GETARG, WHICH IS THE FORTRAN LOGICAL UNIT ON WHICH CONFIL WILL PRODUCE ITS OUTPUT. CONFIL ALWAYS READS UNIT 7.

REAL*8 NAME,VALUE(8)

IFILE = 7
CALL GETARG(IOUT)

CALL POSIN(IFILE,INDIC,2)
IF (INDIC.LE.2) RETURN

ROWS SECTION -- NAME,ACTIVITY,SLACK,PI

CALL ARRAY(IFILE,IND,NAME)
WRITE (IOUT,10)
10) FORMAT(1X,4HROWS)
IF (IND.LE.1) RETURN

20) CALL VECTOR(IFILE,IND,VALUE)
IF (IND.LE.1) GO TO 40
WRITE (IOUT,3) VALUE(1),VALUE(3),VALUE(4),VALUE(7)
30) FORMAT(1X,A0,9X,F13.5,2X,F13.5,1X,F13.5)
GO TO 20

COLUMNS SECTION -- NAME,ACTIVITY

40) CALL ARRAY(IFILE,IND,NAME)
WRITE (IOUT,50)
50) FORMAT(1X,7HCOLUMNS)
IF (IND.LE.1) RETURN

60) CALL VECTOR(IFILE,IND,VALUE)
IF (IND.LE.1) RETURN
WRITE (IOUT,70) VALUE(1),VALUE(3)
70) FORMAT(1X,A0,F13.5)
GO TO 60

END

Fig. D1—CONFIL. Source Program Listing

(e) A call to ARRAY positions the file to the beginning of the column information section and prepares for reading.

(f) A series of calls to VECTOR now retrieves information about the columns. CONFIL prints only the column name (value 1) and its activity (value 3).

Figure D2 is an example of the rows section of CONFIL output. Figure D3 is an example of the columns section of CONFIL output.

DNWS			
TFCSTN	132A.83594	-132A.83594	1.00000
TFCSTN	407.38696	-407.38696	0.0
TFCSTN	921.44997	-921.44997	0.0
TFCOST	13659.47656	-13659.47656	0.0
TFCOST	4499.11719	-4499.11719	0.0
TFCOST	9160.35938	-9160.35938	0.0
TATIED	-2946.59912	2946.59912	0.0
TADIED	-6158.69922	6158.69922	0.0
TIED	-9105.29689	9105.29689	0.0
TMOASH	-433.79956	433.79956	0.0
TMTFL	-902.89966	902.89966	0.0
TCCC	-678.49976	678.49976	0.0
C001	104.C0000	0.0	-3.01183
S002	0.0	0.0	20.31903
S004	0.0	0.0	24.31111
S006	0.0	0.0	14.07269
S012	0.0	0.0	3.42834
S014	0.0	0.0	1.54804
S015	0.0	0.0	1.99570
S032	0.0	0.0	0.21481
S051	0.0	0.0	0.29872
S107	0.0	0.0	0.07119
S110	0.0	0.0	0.30373
S113	0.0	0.0	0.27604
S128	0.0	0.0	0.46790
S137	0.0	0.0	0.07181
S145	0.0	0.0	0.01379
S165	0.0	0.0	0.00287
S168	0.0	0.0	0.03144
S176	0.0	0.0	1.34639
S178	0.0	0.0	1.13793
S185	0.0	0.0	0.93268
S190	0.0	0.0	0.33911
S192	0.0	0.0	0.40099
S194	0.0	0.0	0.46326
S270	0.0	0.0	1.42321
S271	0.0	0.0	0.39085
S276	0.0	0.0	0.37194
S278	0.0	0.0	0.19483
S290	0.0	0.0	1.45741
S294	0.0	0.0	0.38957
S298	0.0	0.0	0.99313

•
•
•

Fig. D2—Example of Rows Section of Output from CONFIL



COLUMNS	
C901	103.99999
C902	97.99999
C903	15.00000
C904	7.00000
C905	89.99999
C906	16.99999
C907	2.00000
C908	2.00000
C909	16.00000
C911	2.00000
C912	14.00000
C913	4.00000
C914	25.99999
C915	2.00000
C916	10.00000
C917	4.00000
C919	27.99999
C920	6.00000
C921	9.00000
C922	16.00000
C923	1.00000
C924	9.00000
C925	2.00000
C926	3.00000
C927	22.99999
C928	25.99999
C929	42.99999
C930	12.00000
C931	4.00000
C932	6.00000
C933	3.00000
C935	1.00000
C939	12.00000
C939	3.00000
S002	0.99997
S003	3.99999
S004	0.99998
S005	0.0
S006	5.00000
S007	1.00000
S008	8.00001
S009	0.99999
S010	23.99997
S011	0.99999
	.
	.
	.

Fig. D3—Example of Columns Section of Output from CONFIL

Appendix E

DESCRIPTION OF CONREP AND ITS ROUTINES

Overview	266
Descriptions of Routines	278
Figures	
E1. General Logic Flow of CONREP Execution	267
E2. General Relationship of CONREP Routines, and Definitions of Overlays	272
Tables	
E1. Definition of CONREP I/O Units	270
E2. Correspondences Between CONFORM Reports and CONREP Routines	271
E3. Entry Points of CONREP Routines	273
E4. Possible Calls by Each CONREP Routine	275
E5. Possible "Normal" CONREP Terminations	279
E6. Incidence of Labeled Common Blocks in CONREP Routines	281
E7. Definition of CONREP Labeled Common Blocks	284
E8. Incidence of CONREP Variables in Labeled Common Blocks	285
E9. Definition of CONREP Common Variables	288

Appendix E

DESCRIPTION OF CONREP AND ITS ROUTINES

OVERVIEW

This appendix, together with the listing of the CONREP source program in Appendix F, documents the CONREP program as it is operational at USAMSSA.

CONREP is written entirely in the FORTRAN IV language for operation on USAMSSA's IBM 360/65 computer system. It is also operational on RAC's CDC 6400 computer system. There are several differences between the programs at the two installations. These differences are not documented here.

The program is overlaid, and some data is packed.

Figure E1 is the general logic flow of CONREP execution. It is keyed to subroutine names (in ' '). Calls to the subroutines that produce the various reports are shown; but none of the internal workings of those subroutines is shown here. These details are presented in the discussions of those routines below.

Table E1 defines the CONREP input and output units. Note that the cost factors file, unit 11, is only required if the Peacetime Cost Summary is to be produced. Output units 3 and 9 are normally printed; unit 9 may also be punched as a deck of cards. One set of data input on units 4 and 10 is used to interpret all LP solutions reported on in one CONREP run.

Table E2 lists the subroutine that produces each report. Figure E2 shows the general relationship of all CONREP routines. It also defines the program overlays. Table E3 lists the entry points for each routine. Table E4 is an incidence table of possible calls by each CONREP routine.

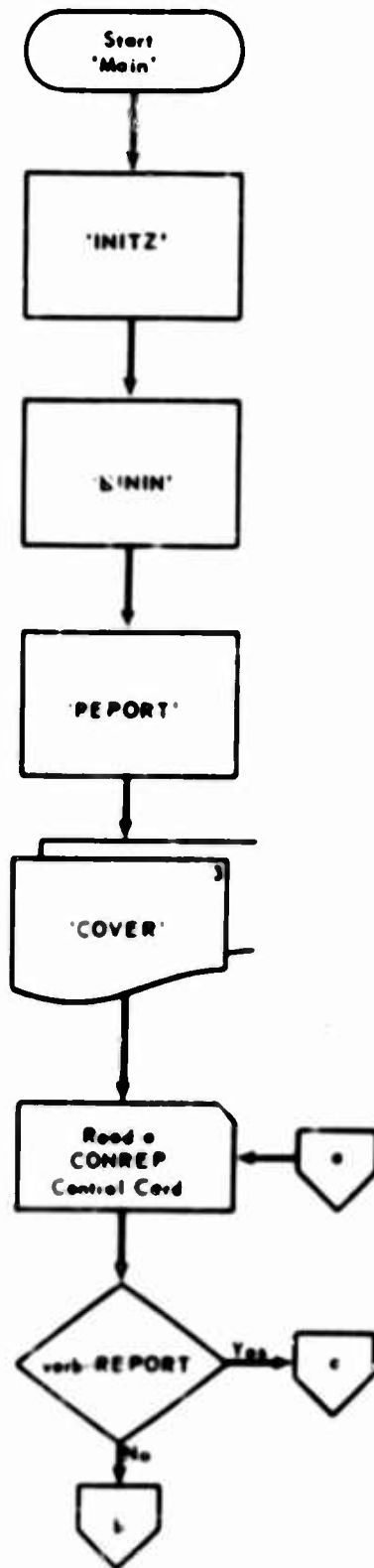


Fig. E1 - General Logic Flow of CONREP Execution

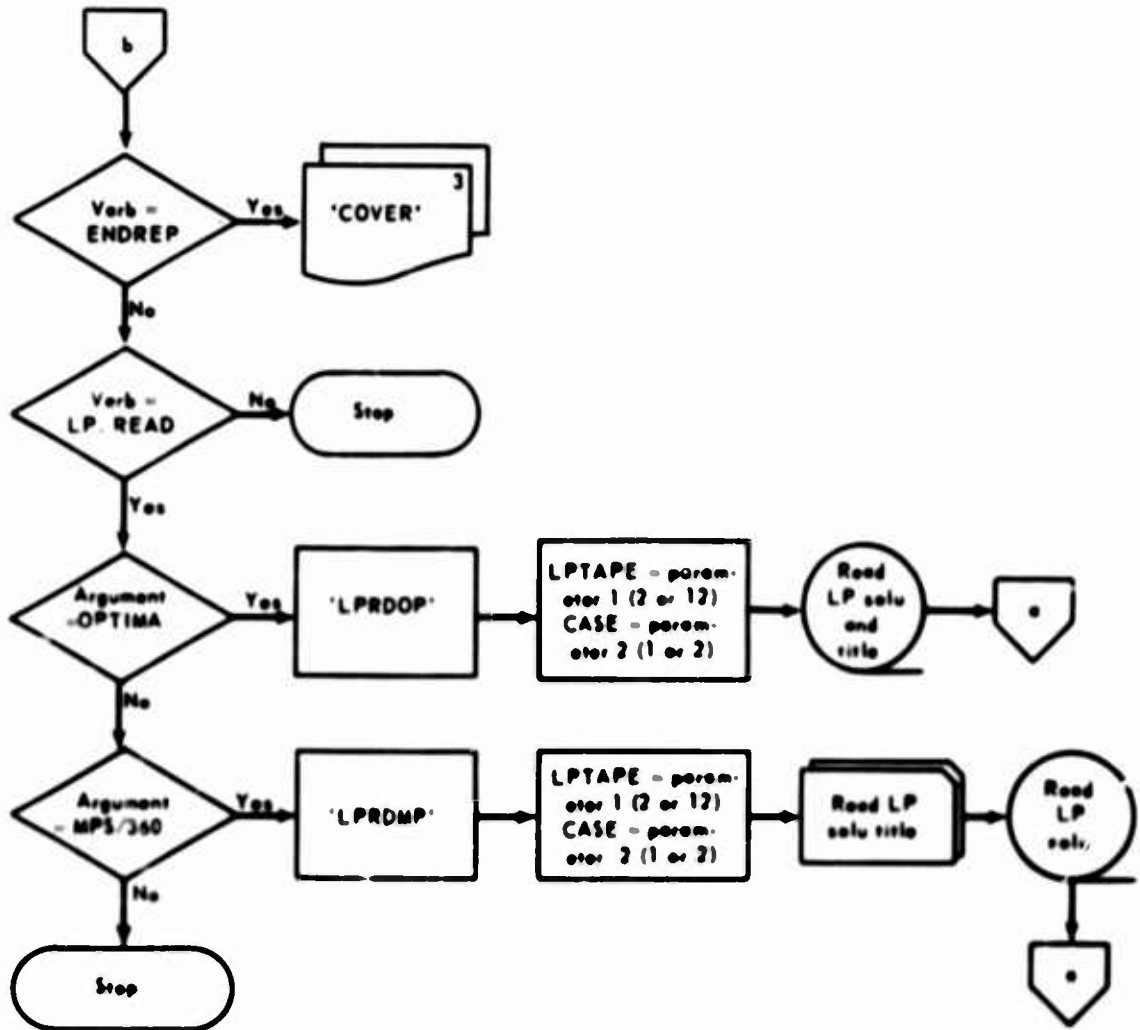


Fig. E1 - (Continued)

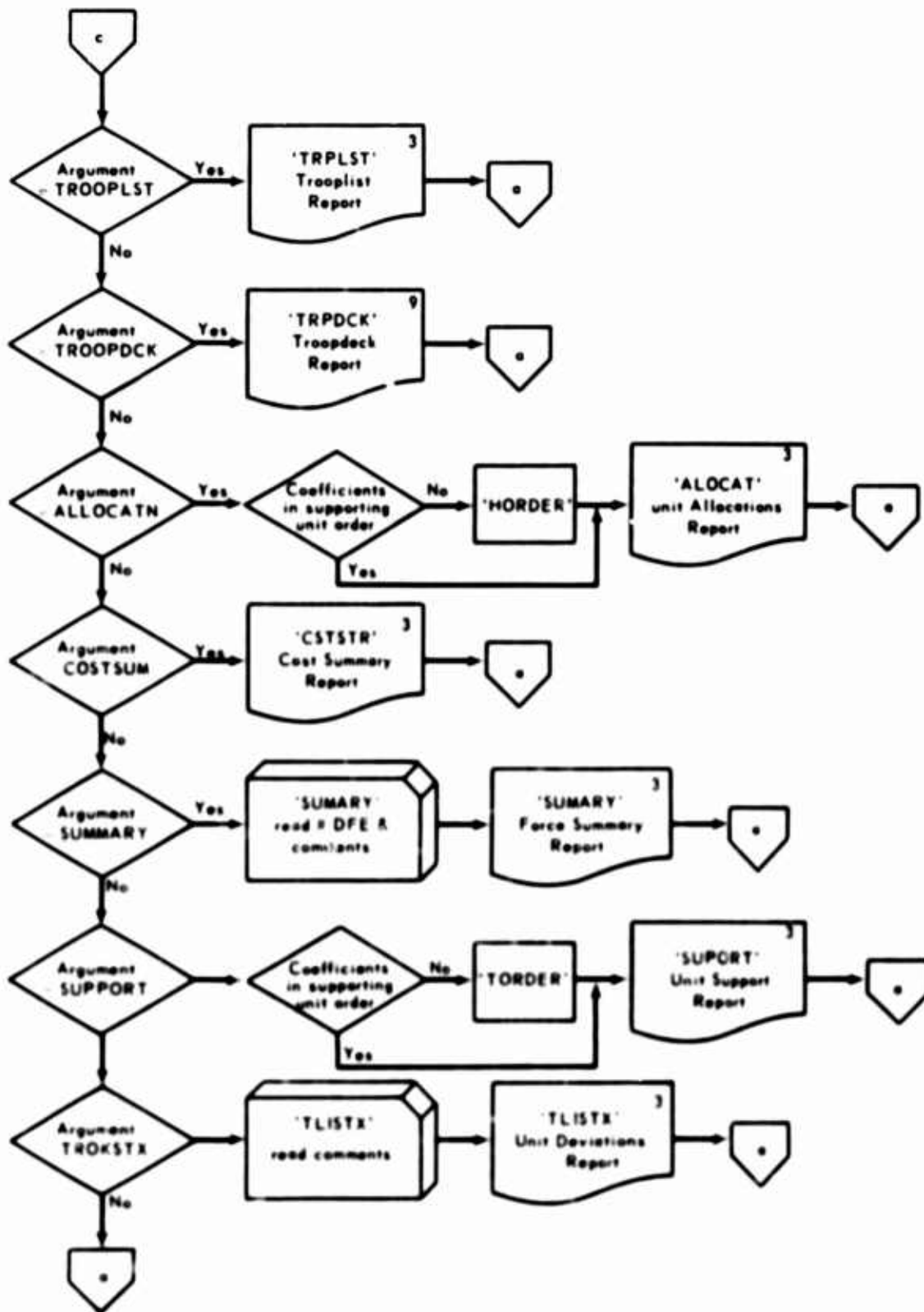


Fig. E1 - (Cont'd)

Table E1

DEFINITION OF CONREP I/O UNITS

FORTRAN logical unit	File	Input or Output	Formatted or Binary	Definition
1	1	Input	Formatted	All card-image CONREP data; control verbs and parameters usually = system input.
2	1	Input	Formatted	LP solution data produced by CONFORM procedure CONFIL from output of MPS/360's SOLUTION, or as produced directly by OPTIMA's RECORD.
3	1	Output	Formatted	Output of all reports but the Troop Deck Report.
4	1	Input	Binary	Dump of certain CONGEN arrays produced as FT11FOOL.
6	1	Output	Formatted	System output; diagnostic messages.
9	1,2,....	Output	Formatted	Output (card-image) of the Troop Deck Report; each execution of the report is a new file on unit 9.
10	1	Input	Formatted	List of unit DTM numbers, titles, SRC numbers and TPSNs produced by CONGEN as FT02FOOL.
11	1	Input	Binary	Battalion Slice model FT85FOOL; cost factors; only required if the Peacetime Cost Summary Report is to be produced.
12	1	Input	Formatted	Same as for unit 2.

Table E2

CORRESPONDENCES BETWEEN CONFORM REPORTS
AND CONREP ROUTINES

Report	Routine
Force Summary	SUMARY
Peacetime Cost Summary	CSTSTR
Troop Deck	TRPDCK
Troop List	TRPLST
Unit Allocations	ALOCAT
Unit Deviations	TLISTX
Unit Support	SUPORT



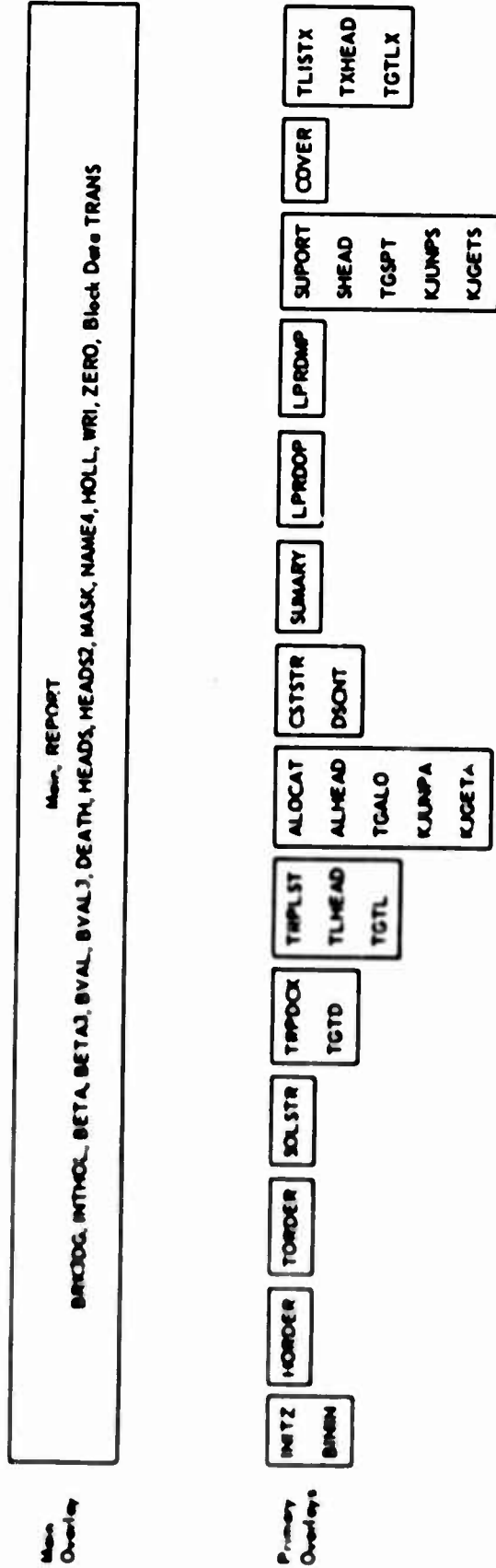


Fig. E2—General Relationship of CONREP Routines, and Definitions of Overlays

Table E3

ENTRY POINTS OF CONREP ROUTINES

Routine	Entry points
Main	Main
REPORT	REPORT
BRK3DG	BRK3DG
INTHOL	INTHOL
BETA	BETA
BETA3	BETA3
BVAL	BVAL, PIVAL, RLGL
BVAL3	BVAL3, PIVAL3, RLGL3
DEATH	DEATH
HEADS	HEADS
HEADS2	HEADS2
HOLL	HOLL
MASK	MASK
NAME4	NAME4
WR1	WR1
ZERO	ZERO
INITZ	INITZ
BININ	BININ
HORDER	HORDER
TORDER	TORDER
SOLSTR	SOLSTR
TRPDCK	TRPDCK
TOTD	TOTD
TRPLST	TRPLST
TLHEAD	TLHEAD
TOTL	TOTL
ALOCAT	ALOCAT
ALHEAD	ALHEAD
TGALO	TGALO

Table E3 (Cont'd)

Routine	Entry points
KJUNPA	KJUNPA
KJGETA	KJGETA
CSTSTF	CSTSTR
DSCNT	DSCNT
SUMARY	SUMARY
LPRDOP	LPRDOP
LPRIMP	LPRIMP
SUPORT	SUPORT
SHEAD	SHEAD
TGSPT	TGSPT
KJUNPS	KJUNPS
KJGETS	KJGETS
COVER	COVER
TLISTX	TLISTX
TQHEAD	TQHEAD
TOTLX	TOTLX

Table E5 defines the possible normal CONREP terminations. CONREP cannot, of course, check for all bad or inconsistent data; it is possible for it to terminate abnormally.

All common variables are in labeled common blocks. Table E6 is an incidence table of labeled common blocks in each routine. Table E7 defines each block by listing the variables and arrays in it. Table E8 is an incidence table of variables and arrays in common blocks. This allows easy determination of the block containing a particular variable. Table E9 defines each common variable and array.

The next sections discuss each routine in turn, in the order in which they were listed in the preceding tables.

DESCRIPTION OF ROUTINES

Main

The main routine of CONREP calls subroutine INITZ to initialize variables and arrays, and to call subroutine BININ to read a binary file of data (unit 4) passed from CONGEN. Main then calls subroutine REPORT which reads CONREP control verbs and calls subroutines to produce specified reports. Upon return from REPORT, Main stops CONREP execution.

REPORT

Subroutine REPORT is called from the main routine once to read CONREP control cards and to call the subroutines that read LP solutions and produce specified reports. If the ENDREP verb is encountered, control is returned to the main routine which stops CONREP execution. If certain conditions are encountered, REPORT will print an appropriate diagnostic and terminate execution or proceed. A test against a 4th verb, RMT, is programmed but is not really used. If SET is encountered, control is returned to the main routine. The order of REPORT execution is:

- (a) Call subroutine COVER twice to print two CONFORM cover pages on unit 3.
- (b) Read a verb card.

Table E5

POSSIBLE "NORMAL" CONREP TERMINATIONS

Termination	Routine	Message/Condition
STOP	Main	Normal "successful" reporting.
STOP	REPORT	"Premature EOF encountered". Endfile encountered on FORTRAN logical unit one (1) before control verb ENIREP.
STOP	REPORT	"Unrecognizable LP system-- , xxxxxxx -- Job killed". Other than "OPTIM" or "MPS/360" input as argument of control verb LP.READ.
END	REPORT	"Type xxx not allowed for LP solution. Only 2 and 12 are OK. Job killed". Other than "2" or "12" specified on LP.READ card as FORTRAN logical unit from which to read LP solution.
STOP 0003	INTHOL	"----- Function INTHOL was called with I = xxxxx (not 0,1,...,9)". Other than a 1-digit integer was input to function INTHOL for conversion to a Hollerith character.
STOP	DEATH	"Attempt to produce subreport before LP solution read. Case xxx. Job killed".
STOP 0004	KJGETA	"---- Function KJGETA was called with ID = xxxxx which is not an array DIM". Other than the DIM number of a modeled unit was input to function KJGETA for the calculation of the sequence number of the unit.
STOP	LPROOP	"Bad OPTIMA RECORD for case xxx -- Job killed". Premature EOF encountered on unit 2 or 12 when reading LP solution produced by OPTIMA's RECORD.
STOP	LFRDOP	"Beta storage overflow -- Job killed. Case xxx". Attempt while reading a case 1 or case 2 OPTIMA LP solution to store information for more columns than for which CONREP is dimensioned. Current dimensioning is for 2500 total case 1 and case 2 columns. Only nonzero information is stored.

Table E5 (continued)

Termination	Routine	Message/Condition
STOP	LPRDOP	"Rows storage overflow -- job killed. Case xxx". Attempt while reading a case 1 or case 2 OPTIMA LP solution to store information for more rows than for which CONREP is dimensioned. Current dimensioning, is for 4000 total case 1 and case 2 rows. Only nonzero information is stored.
STOP	LPRDMP	"Bad MPS/360 solution for case xxx -- job killed". Premature EOF encountered on unit 2 or 12 when reading LP solution information produced from MPS/360's SOLUTION by the CONFIL procedure.
STOP	LPRDMP	"Rows storage overflow -- job killed. Case xxx". Attempt while reading a MPS/360 LP solution to store information for more rows than for which CONREP is dimensioned -- currently 4000 total case 1 and case 2.
STOP	LPRDMP	"Beta storage overflow -- job killed. Case xxx." Attempt while reading a MPS/360 solution to store information for more columns than for which CONREP is dimensioned -- 2500 total case 1 and case 2.
STOP 0004	KJGETS	"----- Function KJGETS was called with ID = xxxxx which is not in array DIM". Other than the DIM number of a modeled unit was input to function KJGETS for the calculation of the sequence number of the unit.

Table E6

INCIDENCE OF LABELED COMMON BLOCKS IN CONREP ROUTINES

Routine	Common Block																				
	AGG	ANS	CHECK	COMMENT	COMMO	DESCRP	EFFE	FOR SOL	HEDD	IDN	ILOCIO	LINE	NPRINT	ORDER	REQPAC	RESOLU	RMS	STAT	SYMBOL	TITLE	
Main	X	X				X	X	X	X						X	X	X	X	X	X	
REPORT			X		X									X					X		
BRK3DG																					
INTHOL																			X		
BETA		X								X								X	X	X	
BETA 3		X								X								X	X	X	
BVAL										X								X	X	X	
BVAL3										X								X	X	X	
DEATH																					
HEADS									X												
HEADS2									X												
HOLL																					X
MASK																					
NAME4																					
WRI																					X
ZERO																					



Table E6 (continued)

Routine	Common Block																			
	AGG	ANS	CHECK	COMMENT	COMMO	DESCR	EFF	FOR SOL	HEDD	IDN	ILOCIO	LINE	NPRINT	ORDER	REQFAC	RESOLU	RMS	STAT	SYMBOL	TITLE
Block Data																				
INITZ	X							X						X			X	X	X	
BININ	X			X		X									X	X				
HORDER			X											X	X	X				
TORDER			X											X	X	X				
SOLSTR			X	X			X							X	X	X				
TRPDCK			X			X	X									X				X
TGTD																				X
TRPLST			X			X	X					X				X			X	X
TLHEAD			X									X								X
TGTL																				X
ALOCAT			X			X	X				X	X			X	X			X	X
ALHEAD												X								X
TGALO										X										
KJUNPA															X					
KJGELA			X																	
CSTSTR			X																	X
DSCNT							X													

Table E6 (continued)

Routine	Common Block																				
	AGG	ANS	CHECKX	COMMENT	COMMO	DESCRP	EFF	FORSOL	HEDD	IDN	ILOCIO	LINE	NPRINT	ORDER	RECFAC	RESOLU	RMS	STAT	SYMBOL	TITLE	
SUMARY	X					X	X	X								X			X		
LPRDOP		X			X			X	X								X	X			
LPRDMP		X			X			X	X								X	X			
SUPPORT			X			X	X	X		X	X	X			X	X			X	X	
SHEAD											X	X									
TGSPT										X										X	
KJUNPS															X						
KJGETS						X										X					
COVER																					
TLISTX			X	X		X		X				X	X			X			X	X	
TXHEAD			X	X								X									
TGTLX																					X



Table E7

DEFINITION OF CONREP LABELLED COMMON BLOCKS

Block	Definition
AGG	NAGGR,AGGLAB(25)
ANS	IB(7500)
CHECKK	ITEST(25)
COMENT	COMENT(5,20)
COMMO	IOTA(16)
DESCRP	STRNTH(760),DIM(760)COST(760)
EFF	NEFF,EFFLAB(6,3)EFF(60,6)
FORSOL	FORSOL(760,2),IFRSOL(760,2)
HEDD	ITITLE(33,3),IPAGE
IDN	NAME(2)
ILOC10	ILOC10
LINE	LINE,ISBPAG
NPRINT	LINE(130)
ORDER	IORD
REQFAC	COEF(8000),KJCOEF(8000), NANZ,NBNZ
RESOLU	NCOMBT,NSUPRT,NPRAM,NPRAMU
RNS	IR(20000)
STAT	NCOL(3),NROW(3),CREAD(3)
SYMBOL	NSYMB(37)
TITLE	ITITLE(8),ISRC(3),ITPSN(2)

Table E8

INCIDENCE OF CONREP VARIABLES IN LABELED COMMON BLOCKS

Variable	Common block																				
	AGG	ANS	CHECKX	COMENT	COMMO	DESCRF	EFF	FORSOL	HEDD	IDM	ILOC10	LINE	NPRINT	ORDER	REQFAC	RESOLU	RNS	STAT	SYMBOL	TITLE	
AGGLAB(25)	X																				
COEF(8000)															X						
COMENT(5,20)			X																		
COST(760)						X															
CREAD(3)																					
DTM(760)						X															X
EFF(60,6)							X														
EFFIAB(6,3)							X														
FORSOL(760,2)								X													
IB(7500)		X																			
IFRSOL(760,2)								X													
ILOC10											X										
IORD															X						
IOTA(16)					X																
IPAGE									X												
IR(20000)																					X
ISBPAG																					X



Table E8 (Cont'd)

Variable	Common block																				
	AGG	ANS	CHECK	COMMENT	COMMO	DESCR	EFF	FOR SOL	HEDD	IDN	ILOC10	LINE	NPRINT	ORDER	REQFAC	RESOLU	RMS	STAT	SYMBOL	TITLE	
ISRC(3)																					X
ITEST(25)		X																			X
ITITLE(8)																					X
ITITLE(33,3)								X													X
ITPSN(2)																					X
KJCOEF(8000)															X						X
LINE												X									X
LINE(130)													X								X
MAGGR	X																				
NAME(2)										X											
MANZ														X							
MENZ														X							
NCOL(3)																					X
NCOMBT																					X
NEFF																					X
NPRAM																					X
NPRAMU																					X
NROW(3)																					X

Table E8 (Cont'd)

Variable	Common block																				
	AGG	ANS	CHECK	COMMENT	COMMO	DESCRIP	EFF	FOR SOL	HEDD	IDN	LOCIO	LINE	NPRINT	ORDER	REQFAC	RESOLU	RNS	STAT	SYMBOL	TITLE	
NSUPRT																X					
NSIMB(37)																				X	
STRNTH(760)						X															



Table E9

DEFINITION OF CONREP COMMON VARIABLES

Name	Dimension	Type	Input or Internal	Definition
AGGLAB	(25)	Alpha	Input	A 2-character label for each of the support unit aggregates.
COEF	(8000)	Real	Input	A- and B-matrix allocation rule coefficients.
COMMENT	(5,20)	Alpha	Input	Five 80-character lines of comments used in Unit Deviations Report.
COST	(760)	Real	Input	Unit cost of each combat and support unit type modeled.
CREAD	(3)	Logical	Internal	Indicator as to whether an LP solution has been read.
DTM	(760)	Integer	Input	DTM number of each combat and support unit modeled.
EFF	(60,6)	Real	Input	A coefficient for each combat unit modeled, for each effectiveness index modeled.
EFFLAB	(6,3)	Alpha	Input	The name and type of each combat unit effectiveness index modeled.
FORSOL	(760,2)	Real	Internal	The fractional solution value of each unit in each of up to 2 LP solutions.
IB	(7500)	Real	Internal	Array storing nonzero column solution values for all LP solutions read. Some routines use different names and dimensioning for this array.
IFRSOL	(760,2)	Integer	Internal	The integer solution value of each unit in each of up to 2 LP solutions.
ILOC10		Integer	Internal	The record last read on unit 10.
IORD		Integer	Internal	Indicator of ordering of allocation rule coefficients.

Table E9 (Cont'd)

Name	Dimension	Type	Input or Internal	Definition
IOTA	(16)	Integer	Internal	Array used to pass the values of some parameters of CONREP control verbs.
IPAGE		Integer	Internal	The page number for all output on unit 3 for a CONREP run.
IR	(20000)	Real	Internal	Array storing nonzero run solution values for all LP solutions read. Some routines use different names and dimensioning for this array.
ISBPAG		Integer	Internal	The subpage number of individual report output on unit 3.
ISRC	(3)	Alpha	Internal	The SRC number of a combat or support unit.
ITEST	(25)	Integer	Internal	Array used to pass the values of some parameters of CONREP control verbs.
ITITLE	(8)	Alpha	Internal	The title or label of a combat or support unit.
ITITLE	(33,3)	Alpha	Input	One line of information for each LP solution read, used as a heading to key reports to specific solutions.
ITPSN	(2)	Alpha	Internal	The TPSN of a combat or support unit.
KJCOEF	(8000)	Integer	Input	Packed DIM numbers of the supported and supporting units of each allocation rule coefficient.
LINE		Integer	Internal	Line number on a page of a report.
LINE	(130)	Alpha	Internal	Hollerith characters (1 per word) returned by subroutine HOLL.
NAGGR		Integer	Input	Number of support unit aggregates modeled.
NAME	(2)	Alpha	Internal	Two-part name of a model row or column.
NANZ		Integer	Input	Number of A-matrix allocation rule coefficients.

Table E9 (Cont'd)

Name	Dimension	Type	Input or Internal	Definition
NBNZ		Integer	Input	Number of B-matrix allocation rule coefficients.
NCOL	(3)	Integer	Internal	Number of model columns for which information is stored, for each LP solution read.
NCOMBT		Integer	Input	Number of combat unit types modeled.
NEFF		Integer	Input	Number of combat unit effectiveness indices modeled.
NPRAM		Integer	Input	Number of Battalion Slice parameterized units.
NPRAMU		Integer	Input	Number of unique Battalion Slice parameterized units.
NROW	(3)	Integer	Internal	Number of model rows for which information is stored, for each LP solution read.
NSUPRT		Integer	Input	Number of support unit types modeled.
NSYMB	(37)	Alpha	Internal	Alphameric characters used in model row and column names.
STRNTH	(760)	Real	Input	Unit strength of each combat and support unit type modeled.

(1) If LP.READ, call subroutine LPRDMP or LPRDOP to read a MPS/360 or OPTIMA LP solution, then call subroutine SOLSTR to retrieve frequently used solution values, and then go to b.

(2) If REPORT, determine which of seven reports is wanted and call the appropriate one. If unit Allocations Report or Unit Support Report is specified, first check to see if allocation rule coefficients are in correct order, and if not call subroutine HORDER or TORDER to reorder them. Upon return from the report subroutine, go to b.

(3) If ENDREP, call subroutine COVER twice to print two CONFORM cover pages on unit 3, and return to the main routine.

BRK3DG

BRK3DG is a subroutine that is called to convert a 3-digit integer to 3 Hollerith characters. The characters are used in specifying model row and column names in calls to entry points BETA, BETA3, BVAL, PIVAL, RLGL, BVAL3, PIVAL3 and RLGL3 to retrieve solution values. There are four calling arguments:

- (a) I, the input number. This is usually the DTM number of a unit.
- (b) I1, the leftmost digit returned as a Hollerith character.
- (c) I2, the second digit returned as a Hollerith character.
- (d) I3, the rightmost digit returned as a Hollerith character.

BRK3DG strips apart the digits and then calls function INTHOL three times to convert them to Hollerith.

INTHOL

Function INTHOL is called by subroutine BRK3DG to convert a 1-digit integer to the corresponding Hollerith character.

BETA

Function BETA is one of the "solution value search" routines. It returns a column solution value from the Case 1 LP solution. The 8-character name of the column is specified by the eight calling arguments. The two-part name is formed by two calls to function NAME4. The name is then checked against all those stored. If a match is found, the nonzero solution value is returned; otherwise, a value of "0.0" is returned.

BETA3

Function BETA3 is one of the "solution value search" routines. BETA3 is a LP case-dependent version of BETA. There are nine arguments. The first specifies the case—1 or 2—and the last eight specify the column name.

BVAL, PIVAL, RLGL

Function BVAL is one of the "solution value search" routines. It returns row solution values from the Case 1 LP solution. There are three entry points. A call to BVAL returns the RHS value of a row. A call to PIVAL returns the pi-value of a row. A call to RLGL returns the logical or slack value of a row. The 8-character row name is specified by the eight calling arguments. Two calls to function NAME⁴ form a two-part row name which is checked against all row names stored. If a match is found, the desired nonzero value is returned; if the name is not found, a value of "0.0" is returned.

BVAL3, PIVAL3, RLGL3

Function BVAL3 is one of the "solution value search" routines. BVAL3 and its other two entry points are LP case-dependent versions of BVAL, PIVAL and RLGL. There are nine calling arguments. The first specifies the case—1 or 2—and the last eight specify the row name.

DEATH

Subroutine DEATH may be called to print a diagnostic message and stop execution if a subreport was called before an LP solution was read.

HEADS

Subroutine HEADS may be called from 1-case report-producing subroutines to print the standard CONREP heading and page number on unit 3. HEADS prints one line of LP solution information for case one and then calls subroutine WRI to print a line with a constant CONREP heading and the page number.

HEADS2

Subroutine HEADS2 may be called from subroutines that compare two LP solution cases to print a page heading and page numbers. HEADS2

prints two heading lines of information from case 1 and case 2, and then calls subroutine WR1 to print a constant CONREP heading and the page number.

HOLL

Subroutine HOLL converts a word in real format to a specifiable number of words with a single Hollerith character per word. If the real word is nonzero, the characters produced are the digits of the word. If the real word is zero, the characters may be all blank or may include a decimal point in the proper position. The characters are returned in common array LINE(130). The real number, the real format, whether to print all blanks or the decimal point, and the positions in array LINE to fill are all specified through calling arguments. HOLL is mainly used to aid in performing zero-suppression in some report-producing routines.

MASK

Function MASK masks off a specified character of an input word, and returns it as the left-justified and zero-filled function value. There are two arguments. The first specifies the input word and the second the character.

NAME4

Function NAME4 concatenates four left-justified and zero-filled characters to form one-half of model row and column names. The four characters are passed as calling arguments.

WR1

Subroutine WR1 is called by subroutines HEADS and HEADS2 to print a line with a constant CONREP heading and the page number.

ZERO

Subroutine zero is called by some routines to zero out an array. Two arguments specify the array and the number of words to zero out.

Block Data

Array NSYMB is initialized here. It is the basic character set for row and column names. The characters are specified as left-justified

with blank fill. Subroutine INITZ converts them to zero fill by calls to function MASK.

INITZ

Subroutine INITZ is called once from the main routine to initialize some variables and arrays. It calls subroutine BININ to read the binary file (unit 4) of data passed from CONGEN.

BININ

Subroutine BININ is called once from subroutine INITZ to read the binary file of data passed from CONGEN. BININ reads from unit 4. The file was written by CONGEN on unit 11. The following data is read:

- (a) STRNGTH(760),DTM(760),COST(760)
- (b) COEF(8000)
- (c) KJCOEF(8000)
- (d) NANZ,NBNZ,WCOMBT,NSUPRT
- (e) NEFF,EFPLAB(6,3),EFF(60,6)
- (f) NAGGR,AGGLAB(25).

These variables and arrays have the same names as in CONGEN.

HORDER

Subroutine HORDER may be called from subroutine REPORT to put the allocation rule coefficients—arrays COEF and KJCOEF—into supporting unit order before REPORT calls subroutine ALOCAT to produce the Unit Allocations report. HORDER is called if common variable IORD is not equal to 1.

TORDER

Subroutine TORDER may be called from subroutine REPORT to put the allocation rule coefficients—arrays COEF and KJCOEF—into supported unit order before REPORT calls subroutine SUPORT to produce the Unit Support Report. TORDER is called if common variable IOPD is not equal to 0.

SOLSTR

Subroutine SOLSTR is called from subroutine REPORT immediately after each LP.READ to retrieve and store the number of each combat and support

unit type in the force. The LP case number is passed by common variable IOTA(2). The fractional solution values are retrieved by calls to subroutine 'BRK3DG' and function BETA3. They are stored in array FORSOL(760,2). Integer values are computed from these according to Battalion Slice model rules, and are stored in array IFRSOL(760,2).

TRPDCK

Subroutine TRPDCK produces the Troop Deck report. TRPDCK is called from subroutine REPORT whenever the control card is "REPORT TROOPDCK". This report is card-images and is produced on unit 9. An EOF is written before returning control to REPORT. Subroutine TGTD is called to retrieve the title, SRC number, and TPSN of each unit from unit 10. TRPDCK rewinds unit 10 before the first call to TGTD.

TGTD

Subroutine TGTD is called from subroutine TRPDCK once for each unit type to retrieve the title, SRC number, and TPSN of the unit from FORTRAN logical unit 10. Unit 10 is a formatted file and has one logical record per unit type, in the order modeled.

TRPLST

Subroutine TRPLST produces the Troop List report. TRPLST is called from subroutine REPORT whenever the control card is "REPORT TROOPLST 1". This report is produced on unit 3. The value of the parameter 1 on the control card indicates how to interpret the marginal values of the LP solution:

- 1 = 1 ... interpret as strength
- 2 ... interpret as cost
- 3 ... interpret as numbers of units
- 4 ... interpret as combat unit effectiveness
- 5 ... all other.

The value of the parameter, which is passed to TRPLST in common variable ITEST(1), indicates what column headings to print and how to calculate certain values.

TRPLST loops on combat unit types and then on support unit types. Information is reported for each unit type. Subtotals are taken at the

end of the combat and support units, and grand totals are also reported. The title, SRC number and TPSN of each unit are retrieved from logical unit 10 by a call to subroutine TGTL. The fractional and integer number of units in the force is retrieved from arrays FORSOL and IFRSOL. The "Fractional, Per Unit, Slice" value is the LP marginal value of the row corresponding to each unit. It is computed by a call to function PIVAL. The "Fractional, Per Unit" value is the strength of the unit, or the cost of the unit, etc., as specified by the parameter on the report control card. The "Fractional, Per Unit, Support" value is the difference between these last two values. The "Fractional, Total" values are simply the "Fractional, Per Unit" values times the number of units in the force.

Although this report is usually only produced for base case runs, it may be produced for other runs. To allow for use with some of these other runs, the LP marginal values are adjusted according to some rules discovered for uniform support unit requirements deviations runs. For a base case there is effectively no adjustment. For other runs, a fraction is computed as the number of units in the force divided by the number required. The number required is calculated based on solution values of deviation variables by calls to function BETA. The LP marginal value is then divided by this fraction.

TLHEAD

Subroutine TLHEAD is called from subroutine TRPLST to eject to the top of a new page and print the standard CONREP heading and a heading for this report. The report heading is variable. Common variable ITEST(1) passes the value of the parameter on the control card for this report, which indicates what heading to use. TLHEAD calls subroutine HEADS.

TGTL

Subroutine TGTL is called from subroutine TRPLST once for each unit type to retrieve the title, SRC number, and TPSN of the unit from FORTRAN logical unit 10. TGTL is identical to subroutine TGTD except for name. The logic is duplicated to facilitate program overlaying.

ALOCAT

Subroutine ALOCAT produces the Unit Allocations report. It is called from subroutine REPORT whenever the control card is "REPORT ALLOCATN i". ALOCAT loops on all support unit types, interpreting them as "supporting units." As it does this, it also steps through the A- and B-matrix allocation rule coefficients stored in arrays COEF(8000) and KJCOEF(8000). These coefficients are already in supporting unit order. Each coefficient that requires the supporting unit currently looped on is used to compute information, and a line is printed in the report. The DTM number, title and solution value of each supporting and supported unit is reported. The unit titles are retrieved from logical unit 10 by calls to subroutine TGALO. If the control card parameter equals "1", this retrieval is suppressed to speed-up the report. The "Supporting Unit Marginal Value" is computed from the LP marginal value by calls to function PIVAL, using the same adjustment logic as in subroutine TRPLST. The "Supporting Unit Subtotal" is the solution value of each supported unit times the coefficient. The "Subtotal Strength" is the "Supporting Unit Subtotal" times the strength of the supporting unit. The "10 Percent Coefficient Marginal Value" is computed from the unadjusted LP marginal value and the solution value of the corresponding supported unit by the formula presented in Chapter 5 of this volume.

ALHEAD

Subroutine ALHEAD is called by subroutine ALOCAT to eject to the top of a new page and print a heading. ALHEAD calls HEADS to print the standard CONREP heading.

TGALO

Subroutine TGALO is called by subroutine ALOCAT to retrieve the title, SRC number, and TPSN of a combat or support unit from FORTRAN logical unit 10. The single calling argument specifies the sequence number of the unit in the model. This is the same as the number of the logical record on unit 10 that is to be read. Common variable ILOC10 stores the number of the logical record last read. If the record wanted is the one last read, TGALO backspaces unit 10 and then reads the record. If the record wanted is greater than the one last read,

TGALO performs dummy reads to skip to the record, and then reads it. If the record wanted is less than the one last read, TGALO rewinds unit 10, performs dummy reads to skip to the record, and then reads the record. The information read is passed to ALOCAT through common variables ITITLE(8), ISRC(3), and IPTSN(2).

KJUNPA

Subroutine KJUNPA is called by subroutine ALOCAT to unpack the DIM numbers of the supported and supporting units of an allocation rule coefficient. There are three calling arguments:

- (a) LOC, the word of array KJCOEF to be unpacked.
- (b) ID1, the DIM number of the supported unit.
- (c) ID2, the DIM number of the supporting unit.

KJGETA

Function KJGETA is called by subroutine ALOCAT to determine the sequence number of a unit in the model. The single calling argument specifies the DIM number of the unit. Array DIM(760) is searched until a match is found, and then that location is returned as the function value.

CSTSTR

Subroutine CSTSTR produces the Peacetime Cost Summary report. This report ignores the single cost function included in the LP model whose solution is being reported. It instead uses the number of each unit type as derived by the model and the cost factors included in the special Battalion Slice extraction from the FCIS.

Variables initialized within CSTSTR match the routine with this data file. NCST is the number of budget categories included in the file. NCST currently equals 32. CSTLAB(8,32) stores labels for each of these categories. Cost factors for some categories may vary by peacetime stations. NPTSTA is the number of peacetime stations included in the data file. NPTSTA currently equals 6. PTSLAB(2,6) stores labels for each of these peacetime stations. IPTSTA(1,1) specifies whether or not cost factors for category 1 may vary by peacetime station. A value of "1" indicates that they do. IPTSTA(1,2) specifies whether each

budget category is an initial or recurring cost. A value of "1" indicates that the category is an initial cost. If the number and/or type of data in this file is changed, this internal CONREP data must be changed. The data is read from unit 11; unit 11 is rewound at the beginning of CSTSTR execution.

All numbers reported on the first page and the three strength totals are computed and stored in array TOTALS(41,3). The strength totals are retrieved from the slack values of the corresponding alternative objective functions; function RLGL is called. Each record of the cost data file is read, and if it corresponds to a unit that is in the model, those cost factors are multiplied times the number of that unit in the force (stored in array FORSOL). The appropriate subtotals are incremented.

All costs are then scaled in millions of dollars, and the first page of the report is printed on unit 3.

The second page of the report is then produced. First, total initial investment plus ten years operating cost for representative discounting rates is computed and printed. Function DSCNT is called to compute the discount rates. Then the strength totals are printed, and finally the user-specified distribution of units at peacetime stations is noted.

DSCNT

Function DSCNT is called by subroutine CSTSTR to calculate discount rates used in the Peacetime Cost Summary. Calling arguments specify the nominal interest rate and the number of years. The rate calculated is multiplied times one year's cost in CSTSTR. The rate is calculated by

$$DSCNT = \frac{1}{\ln(1+R)} * \left\{ 1 - \left(\frac{1}{(1+R)^{NPD}} \right) \right\},$$

where R is the nominal interest rate and NPD is the planning period in number of years.

SUMARY

Subroutine SUMARY produces the one-page Force Summary report. It is called from subroutine REPORT whenever the control card is "REPORT SUMMARY". The five lines of comments below the report heading are read from five data cards prepared by the user.

The number of combat unit types is passed from CONGEN. The number of combat units is computed from the solution values of the combat units. The number of DFE is input by the user.

The combat strength is retrieved from the slack value of the alternative objective function TCSTRN by a call to function RLGL. The support strength is retrieved from the slack value of TSSTRN, and the total strength is retrieved from the slack value of TFSTRN. The percent combat, combat-to-support ratios, and strength per DFE are computed from these values and the number of DFE.

The combat cost is retrieved from the slack value of alternative objective function TCCOST. Support and total cost are retrieved from the slack values of TSCOST and TFCOST.

The values of the six combat indicators are retrieved from the slack and RHS values of the up to six combat effectiveness indices included in the model. Functions BVAL and RLGL are called. This report always reports six values, and the labels are not variable.

SUMARY then loops on the number of support unit aggregates in the model. For each one, the strength and cost of the alternative are computed from the slack and RHS values of rows "abSTR" and "abCST". The strength and cost force short- or longfall is computed by either comparing the values for this alternative with those in a case 2 LP solution, or from the slack and RHS values of rows "abSTRFD" and "abCSTFD". An input parameter selects which way. The strength and cost requirements short- or longfalls are computed from the slack and RHS values of rows "abSTRRD" and "abCSTRD".

LPRDOP

Subroutine LPRDOP is called from subroutine REPORT if a control card is "LP.READ OPTIMA". This routine reads the output of OPTIMA's RECORD procedure. Information is read for use in the heading on each page of each report that uses this LP case. The case number is passed to LPRDOP in common variable IOTA(2). The unit from which the solution will be read is passed in variable IOTA(1).

First column and the row information is read and stored. The name and solution value of all columns with non-zero solution values is stored in common block ANS. The name, RHS value, pi-value, and logical

or slack value of all rows with any one of the three values nonzero is stored in common block RNS.

Information for a case 1 is always stored starting in the first words of the common blocks.

LPRDMP

Subroutine LPRDMP reads an LP solution produced by MPS/360. LPRDMP is called from subroutine REPORT if a control card is "LP.READ MPS/360". This routine reads the output of the CONFORM procedure CONFIL. CONFIL is called from within MPS/360, and translates the output of MPS/360's SOLUTION procedure into a form that is readable by CONREP. LPRDMP first reads information to be used in page headings from two cards following the LP.READ card. It then reads row and column information from a unit specified by common variable IOTA(1). The LP case number is specified by variable IOTA(2). The name, RHS value, pi-value, and logical or slack value of all rows with any one of the three values nonzero is stored in common block RNS. The name and solution value of all columns with nonzero solution values is stored in common block ANS. Information for case 1 is always stored starting in the first words of the common blocks.

SUPPORT

Subroutine SUPPORT produces the Unit Support report. It is called from subroutine REPORT whenever a control card is "REPORT SUPPORT 1". SUPPORT loops on each combat and support unit type in the model, interpreting them as supported units. At the same time, it steps through the allocation rule coefficients, stored in arrays COEF(8000) and KJCOEF(8000). These coefficients are already in supported unit order. One line is printed for each supported unit, and one additional line for each unit required by it on the basis of allocation rule coefficients.

Unit titles are retrieved from logical unit 10 by calls to subroutine TGSPT. This retrieval may be suppressed to speed-up the report. A control card parameter value of "1" specifies suppression. Solution values are retrieved from array FORSOL. The requirements deviation is computed from the solution values of columns "SijkRS" and "SijkRL". The unit strength and cost are retrieved from arrays STRNTH

and COST. The LP marginal value is retrieved from the marginal value of row "Cijk" or "Sijk". The "direct unit allocation, assuming no requirements deviation" is simply the solution value of the supported unit times the corresponding coefficient. The strength value is simply this number times the strength of the supporting unit. The "direct unit allocation, assuming uniform requirements deviation" is the allocation assuming no deviation times (1 - overall fraction requirements deviation). The 10 percent coefficient marginal value is computed exactly as in subroutine ALOCAT.

SHEAD

Subroutine SHEAD is called from subroutine SUPORT to eject to the top of a new page and print the heading information for the Unit Support Report. SHEAD calls subroutine HEADS to print the standard CONREP heading lines.

TGSPT

Subroutine TGSPT is called by subroutine SUPORT to retrieve the title, SRC number, and TPSN of a combat or support unit from FORTRAN logical unit 10. Except for the name, TGSPT is identical to subroutine TGAIO. The logic is duplicated to facilitate program overlaying.

KJUNPS

Subroutine KJUNPS is called by subroutine SUPORT to unpack the DIM numbers of the supported and supporting units of an allocation rule coefficient. Except for the name, KJUNPS is identical to KJUNPA. The logic is duplicated to facilitate program overlaying.

KJGETS

Function KJGETS is called by subroutine SUPORT to determine the sequence number of a unit in the model. Except for the name, KJGETS is identical to KJGETA. The logic is duplicated to facilitate program overlaying.

COVER

Subroutine COVER is called from subroutine REPORT to print cover pages at the beginning and end of output on unit 3. COVER prints

"CONFORM" in 12 x 10 characters made of "\$s" approximately centered on the page. A "C", "O", "N", "F", "R" and "M" are defined with DATA statements.

TLISTX

Subroutine TLISTX produces the Unit Deviations report. It is called from subroutine REPORT whenever a control card is "REPORT TRPLSTX i".

TLISTX loops on all combat and then all support unit types. For each one, its title and SRC number are retrieved from unit 10 by a call to subroutine TGTLX. The unit strength and cost are retrieved from arrays STRNTH and COST. The LP marginal value is the marginal value of row "Cijk" or "Sijk". It is retrieved by a call to function PIVAL.

The fractional and integer number of units of each type are retrieved from arrays FORSOL and IFRSOL. They are multiplied by the strength of the unit to get the fractional and integer number of men in the force. Force deviations are computed from the solution values of columns in this alternative or by comparison with the number of units in a case 2 LP solution. The parameter on the control card selects the method. For combat units, function BETA retrieves the solution values of columns "Cijks" and "Cijkl" if deviations are to be computed from structure within the model. For support units the column names are "SijkFS" and "SijkFL". Support unit requirements deviations are computed from the solution values of columns "SijkRS" and "SijkRL".

Subroutine HOLL is called to blank-out zero values.

TXHEAD

Subroutine TXHEAD is called from subroutine TLISTX to eject to the top of a new page and print a heading for the Unit Deviations report. TLISTX calls HEADS or HEADS2, depending on whether one or two LP cases are used in producing the report, to print the standard CONREP heading.

TGTLX

Subroutine TGTLX is called from subroutine TLISTX to retrieve the title, SRC number, and TPSN of a unit from FORTRAN logical unit 10. Except for the name, TGTLX is identical to TGTD. The logic is duplicated to facilitate program overlaying.

Appendix F

CONREP SOURCE PROGRAM LISTING

The CONREP Source Program (IBM 360 FORTRAN IV) is listed here.
The order of routines and the page numbers on which they begin is:

CONREP	307
REPORT	307
BRK3DG	310
INTHOL	311
BETA	311
BETA3	312
BVAL	313
BVAL3	314
DEATH	315
HEADS	315
HEADS2	315
HOLL	315
MASK	317
NAME4	317
WRL	318
ZERO	318
Block Data TRANS	318
INITZ	318
BININ	319
HORDER	320
TORDER	320
SOLSTR	321
TRPDCK	322
TGTD	323

Preceding page blank

TRPLST	323
TLHEAD	326
TGTL	326
ALOCAT	327
ALHEAD	329
TGALO	329
KJUNPA	330
KJGETA	330
CSTSTR	330
DSCNT	334
SUMARY	335
LPRDOP	339
LPRDMP	342
SUPPORT	344
SHEAD	346
TGSPT	346
KJUNPS	347
KJGETS	347
COVER	348
TLISTX	349
TXHEAD	351
TGTLX	352

```

MEMBER NAME CONREP
C OVERLAY(MASTER,0,0) 0000100
C PROGRAM CONREP(INPUT=100,OUTPUT=100,TAPE1=INPUT,TAPE2,TAPE3, 0000100
C *TAPE4=100,TAPE9=100,TAPE10=100,TAPE11=100,TAPE12=100,TAPE5=INPUT) 0000100
C 0000100
C 0000100
COMMON /AGG/NAGGR,AGGLA9(25) 0000100
COMMON /ANS/19(7500) 0000100
COMMON /DESCR/STRNTH(750),DTM(760),COST(760) 0000100
COMMON /EFF/NEFF,EFFLA7(6,3),EFF(60,6) 0000100
COMMON /FORSOL/FORSOL(760,2),IFRSOL(760,2) 0000100
COMMON /MEDJ/TITLE(33,3),IPAGE 0000100
COMMON /REFAC/CEFF(8000),KJCOEF(8000),VANZ,MBNZ 0000100
COMMON /RESOLU/NCU4ST,NSUPRT,NPRAM,NPRAMU 0000100
COMMON /ANS/19(20000) 0000100
COMMON /STAT/VCUL(3),NROV(3),CREAD(3) 0000100
COMMON /SYMBOL/NSYMB(37) 0000100
C
C INTEGER DTM 0000100
C INTEGER AGGLA9 0000100
C
C
C CALL SUBROUTINE INITZ TO INITIALIZE VARIABLES AND ARRAYS AND 0000100
C TO CALL SUBROUTINE NININ TO READ A BINARY FILE OF DATA PREPARED 0000100
C BY CONGEN. 0000100
C
C CALL MARK2(3)INIT 0000100
C CALL OVERLAY(5)HSTART,1,0,0) 0000100
C CALL INITZ 0000100
C
C CALL THE ROUTINE /REPORT/ THAT CONTROLS ORDER AND 0000100
C CONTENT OF SEVEN CONFORM REPORT. 0000100
C
C CALL REPORT 0000100
C STOP 0000100
C END 0000100
SUBROUTINE REPORT 0000100
C CONTROL IS PASSED HERE FROM /MAIN/. /REPORT/ 0000100
C EXERCISES EXECUTIVE CONTROL BY READING AND IDENTIFYING 0000100
C CARDS IN USER-PREPARED INSTRUCTION DECK. APPROPRIATE 0000100
C SUBROUTINES ARE CALLED FROM /REPORT/. MESSAGES ARE 0000100
C ISSUED FOR A VARIETY OF ABNORMAL CONDITIONS. 0000100
COMMON /CHECKX/ITEST(25) 0000100
COMMON /SYMBOL/NSYMB(37) 0000100
COMMON /CONV7/10TA(16) 0000100
COMMON /ORDN/17RD 0000100
DIMENSION IX(22),NVER(12),NARG(14),NPSTYP(4) 0000100
EQUIVALENCE (ITEST(1),IND1),(ITEST(2),IND2),(ITEST(3),IND3) 0000100
EQUIVALENCE (ITEST(4),IX(1)) 0000100
C NAAG CONTAINS THE SUBREPORT PHRASE ARGUMENTS USABLE 0000100
C WITH THE VERB /REPORT/. 0000100
DATA NARG/4HTROD,4MPST,4NTRCO,4MPCK,4HALLN,4MCATN,4MCOST,4MSUN, 0000100
4MSUM,4MRY,4MSUPP,4MXT,4NTRPL,4NSTE / 0000100
C NPSTYP CONTAINS PHRASES PERMITTED AS ARGUMENTS OF 0000100
C VERB /LP,REQ/. 0000100
DATA NPSTYP/4MPTI,4MPS,4MPS/,4M360 / 0000100
C NAVER CONTAINS THE NUMBER OF ALLOWABLE CONTROL VERBS. 0000100
C NVEN CONTAINS THE PHRASES ALLOWED AS CONTROL VERBS-- 0000100

```

MEMBER NAME CONREP		
C	REPORT, SET, ENDREP, LP, READ.	30 0055J
C	DATA MAXVER/4/, VVER/4/MRPO, 2MRT, 3MSET, 1M ,4MEMOR, 2MEP.	00 0060J
C	0 4MRP.R, 4MEAD ,403/	30 0061J
C	MAXARG CONTAINS THE NUMBER OF ALLOWABLE ARGUMENTS OF	00 0062J
C	THE VERB REPORT.	00 0063J
C	DATA MAXARG/ 7/	00 0064J
C	CALL OVERLAY15MCOVER, 20, 0, 11	30 0065J
C	CALL OVERLAY15MCOVER, 20, 0, 11	00 0066J
C	CALL COVER	00 0067J
C	CALL COVER	00 0068J
C	BEGIN EXECUTION --	00 0069J
C	INITIALIZE THE VERB ID COUNTER.	30 0070J
C	99 I = 0	00 0071J
C	READ WHAT SHOULD BE A VERB CARD IN USER DECK.	30 0072J
C 100	READ (1, 1) LC0N1, LC0N2, IARG1, IARG2, IND, IND1, IND2, IND3,	00 0073J
100	READ (1, 1, END=201) LC0N1, LC0N2, IARG1, IARG2, IND, IND1, IND2, IND3,	00 0074J
C	0 (1X1), J=1, 221, PVAR	00 0075J
C	1 FORMAT(1X, 444, 11, 313, 2212, F9, 4)	00 0076J
C	000000 THIS IS THE CDC PROFILE CHECK 000000	00 0077J
C	IF (END, 1) 201, 101	00 0078J
C	ADVANCE THE VERB ID COUNTER.	00 0079J
C	101 I = I + 1	30 0080J
C	TEST IF VERB ID COUNTER EXCEEDS ALLOWABLE NUMBER -- I.E.	30 0081J
C	WHETHER CARD DOES NOT CONTAIN LEGAL VERB.	00 0082J
C	IF (I.GT. MAXVER) GO TO 200	00 0083J
C	TEST GIVEN VERB AGAINST REFERENCE TABLE /MVER/. TWO STEPS.	30 0084J
C	IF (LC0N1.NE.VVER(201-1)) GO TO 101	00 0085J
C	IF (LC0N2.NE.VVER(201)) GO TO 101	30 0086J
C	HERE ONLY IF GIVEN VERB MATCHED -- GO TO NEXT STEP	00 0087J
C	IMPLIED BY VERB ID.	00 0088J
C	GO TO (300, 301, 302, 303, 304, 305, 306), 1	00 0089J
C	HERE BECAUSE VERB IS /REPORT/ --	30 0090J
C	MUST DETERMINE WHICH SUBREPORT IS WANTED.	00 0091J
C	INITIAL COUNTER FOR REPORT ARGUMENT ID.	30 0092J
C	300 I = 0	00 0093J
C	ADVANCE REPORT ARGUMENT ID COUNTER.	00 0094J
C	310 I = I + 1	00 0095J
C	TEST WHETHER REPORT ARGUMENT COUNTER EXCEEDS NUMBER	30 0096J
C	OF ALLOWABLE ARGUMENTS -- I.E. ARGUMENT IS NOT LEGAL.	00 0097J
C	IF (I.GT. MAXARG) GO TO 202	00 0098J
C	TEST GIVEN REPORT ARGUMENT AGAINST REFERENCE TABLE /MARG/.	30 0099J
C	TWO STEPS.	30 0100J
C	IF (IARG1.NE.VARG(201-1)) GO TO 310	00 0101J
C	IF (IARG2.NE.VARG(201)) GO TO 310	30 0102J
C	HERE ONLY IF REPORT ARGUMENT MATCHED.	00 0103J
C	NOW GO TO APPROPRIATE SUBREPORT CALLING SEQUENCE.	00 0104J
C	GO TO (401, 402, 403, 404, 405, 406, 407), 1	30 0105J
C	HERE IF /TRUMP LIST/ SUBREPORT IS WANTED.	00 0106J
C 401	CALL OVERLAY16MTRPLST, 2, 0, 01	00 0107J
401	CALL TRPLST	00 0108J
C	GO TO 99	00 0109J
C	HERE IF /TA00P DECK/ SUBREPORT IS WANTED.	00 0110J
C 402	CALL OVERLAY16MTRPDC4, 3, 0, 01	30 0111J
402	CALL TRPDC4	00 0112J
C	GO TO 99	30 0113J
C	HERE IF /UNIT ALLOCATIONS/ SUBREPORT IS WANTED.	30 0114J
C 403	IF (IORD.NE.1) CALL OVERLAY16MORDER, 1, 0, 01	30 0115J
403	IF (IORD.NE.1) CALL MORDER	30 0116J

```

MEMBER NAME CONREP
C CALL OVERLAY10MLOCAT,4,0,01 ----- 3001700
CALL ALOCAT 0001800
GO TO 99 0001900
:
: HERE IF /PEACETIME COST AND STRENGTH SUMMARY/ SUBREPORT
: IS WANTED. 3002000
C 404 CALL OVERLAY10MCSTSTR,5,0,01 0002100
404 CALL CSTSTR 3002200
GO TO 99 0002300
:
: HERE IF /FORCE SUMMARY REPORT/ IS WANTED. 0002400
C 405 CALL OVERLAY10MSUMARY,6,0,01 3002500
405 CALL SUMARY 0002600
GO TO 99 0002700
:
: HERE IF /UNIT SUPPORT REPORT/ IS WANTED. 0002800
: 406 IF (ILOAD.NE.3) CALL OVERLAY10MORDER,1,0,01 3002900
406 IF (ILOAD.NE.01) CALL TORDER 0003000
: CALL OVERLAY10MSUPPORT,7,0,01 3003100
CALL SUPRT 0003200
GO TO 99 0003300
:
: HERE IF /EXPANDED TROUPLIST REPORT/ IS WANTED. 0003400
: 407 CALL OVERLAY10MLIST,8,0,01 3003500
407 CALL TLISTE 0003600
GO TO 99 3003700
:
: HERE IF VERB IS /SET/. INITIALIZE ARGUMENT COUNTER.
: CURRENTLY UNUSED 3003800
C 301 RETURN 0003900
:
: HERE IF VERB IS /ENDAPP/. PRINT END REPORTER MESSAGE AND
: RETURN TO PDPREP FOR TERMINATION. 3004000
C 302 CALL SECOND1E 3004100
PRINT 6,4 3004200
: 303 FURNISHING COMMENT OF CONREP RUN / CURRENT CP = 0.010.3.0M SECONDS1 0004300
CALL OVERLAY10MCOVER,20,0,11 0004400
CALL OVERLAY10MCOVER,20,0,11 0004500
302 CALL COVER 0004600
CALL COVER 0004700
RETURN 3004800
:
: HERE IF VERB IS /LP.READ/. INDI IS FILE ON WHICH LP SOLN
: TO BE INPUT IS LOCATED -- TAPE2 OR TAPE12 PERMITTED. 3004900
303 IF (INDI.NE.2.AND.INDI.NE.12) GO TO 304 3005000
: INITIALIZE MPS TYPE ARGUMENT COUNTER. 0005100
C I = 0 3005200
: ADVANCE MPS TYPE ARGUMENT COUNTER. 0005300
C 400 I = I + 1 0005400
: TEST IF GIVEN MPS TYPE MATCHED AN ALLOWABLE ONE --
: MPS/360 OR OPTIMA. 0005500
C IF (I.GT.2) GO TO 305 0005600
: TEST GIVEN MPS TYPE ARGUMENT AGAINST REFERENCE TABLE
: /MPS/360/. TWO STEPS. 0005700
C IF (IARG1.NE.MPS/360) GO TO 400 0005800
C IF (IARG2.NE.MPS/360) GO TO 400 0005900
: HERE ONLY IF GIVEN MPS TYPE MATCHED -- GO TO PROPER
: INPUT READER. 3006000
C CALL MARK210M(LP.READ I) 3006100
ESTAI1 = INDI 3006200
ESTAI2 = INDI 3006300
GO TO (610,620),I 3006400
: OPTIMA READER -- INDI = INPUT TAPE, IND2 = LP CASE. 0006500
C 610 CALL LPROOP 0006600
GO TO 625 0006700

```


MEMBER NAME	CONREP	
C	MPS/360 READER -- PARAMETERS AS FOR OPREAD.	00017500
620	CALL LPRAMP	00017600
625	CALL SOLSTR	00017700
	63 TO 99	00017800
C	UNUSED	00017900
304	RETURN	00018000
C	UNUSED	00018100
305	RETURN	00018200
C	UNUSED	00018300
306	RETURN	00018400
C	HERE IF UNRECOGNIZABLE VERB ENCOUNTERED. PRINT DIAGNOSTIC.	00018500
200	PRINT 2, LCON1, LCON2	00018600
2	FORMAT(27M UNRECOGNIZABLE VERB-- ,2A4,9M--SKIPPED.)	00018700
	GO TO 99	00018800
C	HERE IF ENDFILE ENCOUNTERED BEFORE VERB /ENDREP/.	00018900
201	PRINT 3	00019000
3	FORMAT(27M UNRECOGNIZABLE VERB ENCOUNTERED.)	00019100
	STOP	00019200
C	HERE IF GIVEN ARGUMENT OF VERB /REPORT/ IS NOT LEGAL.	00019300
202	PRINT 4, IARG1, IARG2	00019400
4	FORMAT(27M UNRECOGNIZABLE SUBREPORT-- ,2A4,10M--SKIPPED.)	00019500
	GO TO 99	00019600
C	HERE IF GIVEN ARGUMENT OF VERB /SET/ IS NOT LEGAL.	00019700
203	PRINT 5, IARG1, IARG2	00019800
5	FORMAT(27M UNRECOGNIZABLE VARIABLE-- ,2A4,10M--SKIPPED.)	00019900
	GO TO 99	00020000
C	HERE IF A NEEDED CALLING PARAMETER IS ZERO.	00020100
204	PRINT 7	00020200
7	FORMAT(46M UNNECESSARY PARAMETER MISSING. AGENDUM SKIPPED.)	00020300
	GO TO 99	00020400
C	HERE IF GIVEN MPS TYPE ARGUMENT OF LP.READ IS ILLEGAL.	00020500
205	PRINT 8, IARG1, IARG2	00020600
8	FORMAT(27M UNRECOGNIZABLE LP SYSTEM-- ,2A4,13M--JOB KILLED.)	00020700
	STOP	00020800
C	HERE IF LP SOLN IS GIVEN AS INPUT ON OTHER THAN TAPE 12 OR	00020900
C	TAPE 12.	00021000
206	PRINT 9, INDI	00021100
9	FORMAT(3M TAPE, 13, 2M NOT ALLOWED FOR LP SOLUTION.)	00021200
	* 3M ONLY 2 AND 12 ARE OK. JOB KILLED.	00021300
	END	00021400
SUBROUTINE BRK3DC(1,11,12,13)		00021500
C		00021600
C		00021700
C		00021800
C		00021900
C		00022000
C		00022100
C		00022200
C		00022300
C		00022400
C		00022500
C		00022600
C		00022700
C		00022800
C		00022900
C		00023000
C		00023100
C		00023200

7 OCT 70

BRK3DC IS A FORTRAN IV FUNCTION SUBPROGRAM THAT ACCEPTS
A 3-DIGIT INTEGER AS ONE CALLING PARAMETER AND RETURNS THE
3 DIGITS AS 3 MOLLERITH CHARACTERS AS FORMAL PARAMETERS.
BRK3DC CALLS FUNCTION INTMOL AND IS USED TO PREPARE UNIT
IDENTIFICATION NUMBERS FOR USE IN MODEL ROW AND COLUMN NAMES.

- 1...3-DIGIT INTEGER INPUT FOR BREAK-UP AND CONVERSION FROM INTEGER TO MOLLERITH.
- 11...LEFT-MOST DIGIT RETURNED AS A MOLLERITH CHARACTER
- 12...SECOND DIGIT RETURNED AS A MOLLERITH CHARACTER
- 13...RIGHT-MOST DIGIT RETURNED AS A MOLLERITH CHARACTER



MEMBER NAME	CONREP	
C	BREAK APART DIGITS	00023300
C		00023400
	I1 = I / 100	00023500
	I3 = I - (I/10)*10	00023600
	I2 = (I - (I1*100 + I3)) / 10	00023700
C		00023800
C	CONVERT EACH DIGIT FROM INTEGER TO HOLLERITH BY A CALL	00023900
C	TO FUNCTION INTMOL.	00024000
C		00024100
	I1 = INTMOL(I1)	00024200
	I2 = INTMOL(I2)	00024300
	I3 = INTMOL(I3)	00024400
C		00024500
C	RETURN	00024600
C		00024700
	END	00024800
<hr/>		
	FUNCTION INTMOL(I)	00024900
C		00025000
C	22 SEPT 70	00025100
C		00025200
C	INTMOL IS A FORTRAN IV FUNCTION SUBPROGRAM THAT ACCEPTS AS	00025300
C	A FORMAL PARAMETER AN INTEGER DIGIT (0,1,...,9) AND RETURNS	00025400
C	THE HOLLERITH CHARACTER FOR THAT DIGIT (ZERO OR NU(I) FOR I=1,9)	00025500
C		00025600
C	I...INTEGER 0,1,...OR 9	00025700
C		00025800
C	COMMON /SYMBOL/NSYMB(37)	00025900
C		00026000
C		00026100
C	IF I IS NEGATIVE OR GREATER THAN 9, PRINT AN ERROR MESSAGE	00026200
C	ON LOGICAL UNIT 6 AND TERMINATE FORGEN EXECUTION BY STOP 0003	00026300
C		00026400
C	IF (I.LT.0.OR.I.GT.9) GO TO 20	00026500
C		00026600
C	IF I IS 1,2,...OR 9, ITS HOLLERITH CHARACTER IS IN ARRAY NU.	00026700
C		00026800
C	IF (I.EQ.0) GO TO 10	00026900
C	INTMOL = NSYMB(I+27)	00027000
C	RETURN	00027100
C		00027200
C	IF I IS 0, ITS HOLLERITH CHARACTER IS VARIABLE ZERO.	00027300
C		00027400
C		00027500
10	INTMOL = NSYMB(27)	00027600
C	RETURN	00027700
C		00027800
C		00027900
20	PRINT 30,I	00028000
30	FORNAT(1H)/////1H ,42H***** FUNCTION INTMOL WAS CALLED WITH I = ,100028100	00028100
	09,10H (NOT 0,1,...OR 9)	00028200
	STOP 0003	00028300
C		00028400
C		00028500
	END	00028600
<hr/>		
	FUNCTION BETA(N1,N2,N3,N4,N5,N6,N7,N8)	00028700
C		00028800
C	INTERNALLY CALLED WHENEVER THE BETA VALUE OF A VECTOR IS	00028900
C	WANTED AND CASE 1 IS IMPLIED.	00029000
C	RETURNS BETA VALUE OF VECTOR NAMED N1,N2,N3,N4,N5,N6,N7,N8	00029100

```

MEMBER NAME CONREP
COMMON/SYMBOL/NSYMB(37) 00029100
COMMON /ANS/A(3,2500) 00029200
COMMON/STAT/NCOL(3),NROW(3),CREAD(3) 00029300
COMMON/IDN/NAME(2) 00029400
DIMENSION I(3,2500) 00029500
EQUIVALENCE (I,4) 00029600
C PUT FIRST FOUR CHARACTERS OF VEC NAME IN NAME(1) AND 2ND 00029700
C FOUR IN NAME(2). THIS TWO WORD USE IS A CONCESSION 00029800
C TO IBM 360,S. 00029900
NAME(1) = NAME4(N1,N2,N3,N4) 00030000
NAME(2) = NAME4(N5,N6,N7,N8) 00030100
NCOL = NCOL(1) 00030200
C BEGIN SIMPLE SEQUENTIAL SEARCH OF NAMES IN /IB/. 00030300
C DO 100 I=1,NCOL 00030400
C IF NO NAME MATCH, CONTINUE. 00030500
IF(I,1).NE.NAME(1) GO TO 100 00030600
IF(I,2).NE.NAME(2) GO TO 100 00030700
C HERE ONLY IF NAME MATCHED, PUT CORRESPONDING BETA 00030800
C VALUE IN BETA. 00030900
BETA = A(3,I) 00031000
C AND RETURN. 00031100
RETURN 00031200
100 CONTINUE 00031300
C HERE ONLY IF NO NAMES MATCHED, HENCE ZERO BETA VALUE 00031400
C IMPLIED. 00031500
BETA = 0.0 00031600
RETURN 00031700
END 00031800
-----
FUNCTION BETA3(ICASE,N1,N2,N3,N4,N5,N6,N7,N8) 00031900
C PFDREP 1.4 -- 27 FEBRUARY 1970 00032000
C INTERNALLY CALLED WHEN A CASE-SPECIFIC BETA VALUE IS 00032100
C WANTED. RETURNS BETA VALUE FROM LPCASE /ICASE/ FOR THE 00032200
C VECTOR NAMED N1,N2,N3,N4,N5,N6,N7,N8. 00032300
COMMON/SYMBOL/NSYMB(37) 00032400
COMMON /ANS/A(3,2500) 00032500
COMMON/IDN/NAME(2) 00032600
COMMON/STAT/NCOL(3),NROW(3),CREAD(3) 00032700
DIMENSION I(3,2500) 00032800
EQUIVALENCE (I,4) 00032900
C PUT 1ST 4 CHARACTERS OF VEC NAME IN NAME(1) AND 2ND 4 00033000
C IN NAME(2). 00033100
NAME(1) = NAME4(N1,N2,N3,N4) 00033200
NAME(2) = NAME4(N5,N6,N7,N8) 00033300
C SET SEARCH LIMITS FOR APPROPRIATE CASE. 00033400
C TEST FOR CASE 1 WANTED. 00033500
IF(ICASE.NE.1) GO TO 210 00033600
C HERE FOR CASE 1. SET LIMITS FOR SEARCH TO THOSE OF CASE 00033700
C 1 COLUMN STORAGE. 00033800
200 LCOL = 1 00033900
NCOL = NCOL(1) 00034000
GO TO 250 00034100
C HERE IF NOT CASE 1. SET LIMITS FOR ICASE.NE.1. 00034200
210 LCOL = NCOL(ICASE) + 1 00034300
NCOL = NCOL(ICASE) 00034400
C BEGIN SIMPLE SEQUENTIAL SEARCH OF ICASE NAMES IN /IB/. 00034500
C DO 100 I=LCOL,NCOL 00034600
C IF NAME DOES NOT MATCH, CONTINUE. 00034700
IF(I,1).NE.NAME(1) GO TO 100 00034800

```

```

MEMBER NAME CONREP
IF (IR(2,1).NE.NAME(2)) GO TO 100
C      HERE ONLY IF NAME MATCHED. PUT CORRESPONDING BETA VALUE
C      IN BETA.
C      BETA3 = A(3,1)
C      AND RETURN.
RETURN
100 CONTINUE
C      HERE ONLY IF NO NAMES MATCHED--HENCE 0.0 BETA VALUE IS
C      IMPLIED.
C      BETA3 = 0.0
RETURN
END
-----
FJNCT(IN BVAL(N1,N2,N3,N4,N5,N6,N7,N8)
C      PFDREP 1.4 -- 26 JANUARY 1970
C      CALLED INTERNALLY WHENEVER RMS, PI, OR LGL VALUE
C      IS NEEDED AND CASE 1 IS IMPLIED.
C      RETURNS VALUE FOR ROW NAMED N1,N2,N3,N4,N5,N6,N7,N8
C      RMS VALUE FOR / BVAL /
C      PI VALUE FOR / PIVAL /
C      LGL VALUE FOR / RLGL /
C      ENTRIES.
COMMON/SYMBOL/MSYM(37)
COMMON/RNS/RMAT(5,400)
COMMON/STAT/NCUL(3),NROW(3),CREAD(3)
COMMON/IDN/NAME(2)
DIMENSION IR(5,400)
EQUIVALENCE (IR,RMAT)
M = 1
GO TO 90
C      ENTRY PIVAL
ENTRY PIVAL(N1,N2,N3,N4,N5,N6,N7,N8)
M = 2
GO TO 90
C      ENTRY RLGL
ENTRY RLGL(N1,N2,N3,N4,N5,N6,N7,N8)
M = 3
PUT 1ST 4 CHARACTERS OF ROW NAMED IN NAME(1) AND 2ND 4
C      IN NAME(2).
90 NAME(1) = NAME4(N1,N2,N3,N4)
NAME(2) = NAME4(N5,N6,N7,N8)
MROW = NROW(1)
C      BEGIN SEARCH OF ARRAY / IR / FOR NAME MATCH.
DO 100 I=1,400
C      IF A NAME DOES NOT MATCH, CONTINUE.
IF (IR(I,1).NE.NAME(1)) GO TO 103
IF (IR(I,2).NE.NAME(2)) GO TO 100
C      HERE ONLY IF NAME MATCHED, BRANCH ACCORDING TO TYPE OF
C      VALUE SOUGHT.
GO TO (110,111,112),M
C      RETURN RMS-VALUE.
110 BVAL = RMAT(I,1)
RETURN
C      RETURN PI-VALUE.
111 PIVAL = RMAT(I,2)
RETURN
C      RETURN LGL-VALUE.
112 RLGL = RMAT(I,3)
RETURN

```

```

MEMBER NAME CONREP
100 CONTINUE
C      HERE ONLY IF NO NAME MATCH, HENCE ZERO VALUE IS IMPLIED.
      BVAL = 0.0
      RETURN
      END
-----
C      FJUNCTION BVAL3(ICASE,N1,N2,N3,N4,N5,N6,N7,N8)
C      PFDREP 1.4 -- 27 FEBRUARY 1970
C      INTERNALLY CALLED WHEN A CASE-SPECIFIC RHS, PI, OR LGL
C      VALUE IS WANTED.
C      RETURNS VALUE FROM LP CASE /ICASE/ FOR ROW NAMED
C      N1,N2,N3,N4,N5,N6,N7,N8
C      RHS VALUE FOR / BVAL3 /
C      PI VALUE FOR / PIVAL3 /
C      LGL VALUE FOR / RLGL3 /
C      ENTRIES.
COMMON/SYMBOL/NSYMB(17)
COMMON/RHS/RMAT(5,400)
COMMON/STAT/NCOL(3),NROW(3),CREAD(3)
COMMON/ION/NAME(2)
DIMENSION IR(5,400)
EQUIVALENCE (IR,RMAT)
M = 1
GO TO 90
C      ENTRY PIVAL3
      ENTRY PIVAL3(ICASE,N1,N2,N3,N4,N5,N6,N7,N8)
M = 2
GO TO 90
C      ENTRY RLGL3
      ENTRY RLGL3(ICASE,N1,N2,N3,N4,N5,N6,N7,N8)
M = 3
C      PUT 1ST 4 CHARACTERS OF ROW NAMED IN NAME(1) AND 2ND 4
C      IN NAME(2).
90 NAME(1) = NAME4(N1,N2,N3,N4)
   NAME(2) = NAME4(N5,N6,N7,N8)
C      SET SEARCH LIMITS FOR APPROPRIATE CASE.
      IF (ICASE.NE.1) GO TO 210
200 LROW = 1
   MROW = NROW(1)
      GO TO 250
210 LROW = NROW(ICASE) + 1
   MROW = NROW(ICASE)
C      BEGIN SIMPLE SEQUENTIAL SEARCH OF ARRAY /IR/ WITHIN CASE
C      LIMITS FOR NAME MATCH.
250 DO 100 I=LROW,MROW
C      IF A NAME DOES NOT MATCH, CONTINUE.
      IF (IR(I,1).NE.NAME(1)) GO TO 100
      IF (IR(I,2).NE.NAME(2)) GO TO 100
C      HERE ONLY IF NAME MATCHED, BRANCH ACCORDING TO TYPE OF
C      VALUE WANTED.
      GO TO (110,111,112),M
C      110 BVAL3 = RMAT(4,I)
      RETURN
C      111 PIVAL3 = RMAT(3,I)
      RETURN
C      112 RLGL3 = RMAT(5,I)

```

```

00040700
00040800
00040900
00041000
00041100
00041200
00041300
00041400
00041500
00041600
00041700
00041800
00041900
00042000
00042100
00042200
00042300
00042400
00042500
00042600
00042700
00042800
00042900
00043000
00043100
00043200
00043300
00043400
00043500
00043600
00043700
00043800
00043900
00044000
00044100
00044200
00044300
00044400
00044500
00044600
00044700
00044800
00044900
00045000
00045100
00045200
00045300
00045400
00045500
00045600
00045700
00045800
00045900
00046000

```



```

MEMBER NAME CONREP
RETURN 00046500
100 CONTINUE 00046600
C HERE IF NO NAME MATCH, HENCE ZERO VALUE IMPLIED. 00046700
  BVAL3 = 0.0 00046800
RETURN 00046900
END 00047000
-----
SUBROUTINE DEATH(CASE) 00047100
C PFDREP 1.4 -- 27 FEBRUARY 1970 00047200
C CALLED IF A SUBREPORT CALLED BEFORE LP SOLUTION WAS READ. 00047300
PRINT 1, ICASE 00047400
STOP 00047500
1 FORMAT( 54H ATTEMPT TO PRODUCE SUBREPORT BEFORE LP SOLUTION READ., 00047600
* 5H CASE,13,13H JOB KILLED.) 00047700
END 00047800
-----
SUBROUTINE HEADS 00047900
C PFDREP 1.4 -- 26 JANUARY 1970 00048000
C WRITES STANDARD REPORT HEADING AND NUMBERS PAGES. 00048100
C * ITITLE(1) CONTAINS LINE 1 AND MEDIARY AND WORKFILE 00048200
C NAMES FROM OPTIMA RECORD PAGES. 00048300
COMMON/HEAD/ITITLE(33,31),IPAGE 00048400
C ADVANCE PAGE COUNTER 00048500
IPAGE = IPAGE + 1 00048600
C OUTPUT OPTIMA RECORD HEADING 00048700
WRITE(3,2) (ITITLE(I,1),I=1,33) 00048800
2 FORMAT(1H1,33A4) 00048900
C OUTPUT CONREP HEADING 00049000
CALL WR1 00049100
RETURN 00049200
END 00049300
-----
SUBROUTINE HEADS2 00049400
C PFDREP 1.4 -- 26 JANUARY 1970 00049500
C WRITES STANDARD REPORT HEADING FOR 2-CASE SUBREPORTS 00049600
C AND NUMBERS PAGES. 00049700
COMMON/HEAD/ITITLE(33,31),IPAGE 00049800
C ADVANCE PAGE COUNTER. 00049900
IPAGE = IPAGE + 1 00050000
C OUTPUT TWO OPTIMA RECORD HEADINGS. 00050100
WRITE (3,2) ((ITITLE(I,J),I=1,10),(ITITLE(I,J),I=15,26), 00050200
* (ITITLE(I,J),I=28,33),J=1,2) 00050300
2 FORMAT(10CASE 1 ,28A4/8H CASE 2 ,28A4) 00050400
C OUTPUT CONREP HEADING. 00050500
CALL WR1 00050600
RETURN 00050700
END 00050800
-----
SUBROUTINE HILL(VAR,NDIGIT,NDEC1,NFIRST,NDOT) 00050900
C PFDREP 1.4 -- 27 FEBRUARY 1970 00051000
REAL TO HOLLERITH FORMATTING AND ZERO SUPPRESS ROUTINE. 00051100
ARGUMENTS ARE-- 00051200
1. VAR -- REAL VARIABLE TO BE FORMATTED. 00051300
2. NDIGIT -- NUMBER OF PRINT POSITIONS (INCLUDING 00051400
DECIMAL POINT) ASSIGNED. 00051500
3. NDEC1 -- NUMBER OF DIGITS TO APPEAR TO RIGHT OF 00051600
DECIMAL POINT. 00051700
IF = -1, THEN NO DECIMAL PT EVEN IF ABS(VAR).GT. 00051800
TOL. 00051900
4. NFIRST -- FIRST POSITION IN ARRAY LINE(100) 00052000
ASSIGNED TO FORMATTED VARIABLE. 00052100
5. NDOT -- DEC. POINT CHARACTER FOR ABS(VAR).LE.TOL/ 00052200

```



```

MEMBER NAME CONREP
C 0 IF ALL BLANKS WANTED FOR ABS(VAR).LE.TOL. 00052300
C 1 IF DECIMAL POINT WANTED FOR ABS(VAR).LE.TOL. 00052400
COMMON/NPRINT/LINE(130) 00052500
DIMENSION IDIGIT(10) 00052600
DATA INEG/1H/,IDOT/1H./,IASC/1H./,IBLNK/1H / 00052700
DATA IDIGIT/1H0,1H1,1H2,1H3,1H4,1H5,1H6,1H7,1H8,1H9/ 00052800
C VALUE TO BE REGARDED AS ZERO. 00052900
DATA TOL/0.0/ 00053000
C SET POSITION OF DECIMAL POINT -- FROM RIGHT. 00053100
MDOPTPL = NDECI + 1 00053200
IF (NDECI.EQ.-1) GO TO 10 00053300
C INSERT DECIMAL POINT. 00053400
LINE(INFIRST + NDIGIT - MDOPTPL) = IDOT 00053500
C TEST FOR VAR VALUE BELOW ZERO TOLERANCE. 00053600
10 IF(ABS(VAR).LE.TOL) GO TO 500 00053700
C SET VALUE FOR POSITIONS OVERFLOW TEST. 00053800
501 NTEST = 10**NDIGIT 00053900
IF(VAR.LT.0.0) NTEST=10**(NDIGIT-1) 00054000
C PUT ALL DIGITS WANTED IN INTEGER PART. 00054100
NDECIX = NDECI 00054200
IF (NDECI.EQ.-1) NDECIX = 0 00054300
DJM = VAR * (10.0**NDECIX) 00054400
C TRUNCATE TO INTEGER. 00054500
NDUM = INT(DJM) 00054600
C APPLY PSEUDO ROUNDING. 00054700
TEST = FLOAT(NDUM) 00054800
TEST = DJM - TEST 00054900
IF(TEST.GE.0.5) NDUM = NDUM + 1 00055000
IF(TEST.LE.(-0.5)) NDUM = NDUM - 1 00055100
NDUM = IABS(NDUM) 00055200
C NOW CHECK FOR DIGIT POSITION OVERFLOW. 00055300
IF(NDUM.GE.NTEST) GO TO 170 00055400
C BEGIN ONE-BY-ONE PROCESSING OF DECIMAL DIGITS. 00055500
DO 100 I=1,NDIGIT 00055600
C SKIP IF POSITION OF DECIMAL POINT. 00055700
IF(I.EQ.MDOPTPL) GO TO 100 00055800
C OTHERWISE SAVE CURRENT SHIFTED RESULT. 00055900
191 NDUMX = NDUM 00056000
C SHIFT ANOTHER PLACE TO RIGHT. 00056100
NDUM = NDUM / 10 00056200
C CHECK FOR LAST NON-NULL DIGIT ALREADY PASSED. 00056300
IF(NDUMX.NE.0) GO TO 161 00056400
C CHECK FOR POSITION OF DECIMAL POINT ALREADY PASSED. 00056500
ZEASUS TO BE INSERTED IF STILL RIGHT OF DECIMAL POINT. 00056600
160 IF(I.LT.MDOPTPL) GO TO 161 00056700
C SAVE CURRENT POSITION IN FORMATTED RESULT. 00056800
162 NSPOT = I 00056900
C AND GO TO COMPLETE FILL OF NON-DIGIT POSITIONS. 00057000
GO TO 180 00057100
C SHIFT LEFT BY POWER OF TEN, THE STRIPPED VALUE TO -- 00057200
161 NDUM2 = NDUM * 10 00057300
C ISOLATE THE FORMER RIGHT DIGIT. 00057400
NCHAR = NDUMX - NDUM2 00057500
192 LINE(INFIRST + NDIGIT - I) = IDIGIT(NCHAR + 1) 00057600
180 CONTINUE 00057700
C HERE IF ALLOWED SPACFS ALL FILLED, IF NO MORE DIGITS, 00057800
C OR TO CHECK FOR SIGN (I.E. GO TO 165). 00057900
IF(NDUM.EQ.0) GO TO 165 00058000

```

```

MEMBER NAME CONREP
C      HERE FOR DIGIT OR SIGN OVERFLOW--FILL ALL SPACES BY *,S. 0005810J
170 DD 200 I=1,NDIGIT 0005820J
C      LINE(INFIRST + I - 1) = IAST 0005830J
200 CONTINUE 0005840J
C      RETURN 0005850J
C      HERE IF NO EXCESS DIGITS, BUT CHECK SIGN. 0005860J
165 IF(IVAR.GT.0.0) RETURN 0005870J
C      OTHERWISE NO SPACE FOR NEG SIGN. THERE IS SIGN OVERFLOW. 0005880J
C      GO TO 170 0005890J
C      HERE IF DIGITS DID NOT FILL SPACE ALLOWED, CHECK FOR NEG. 0005900J
180 IF(IVAR.GT.0.0) GO TO 400 0005910J
C      HERE ONLY IF MINUS SIGN NEEDED AND THERE IS ROOM FOR IT. 0005920J
C      INSERT IT IN FIRST FREE POSITION. 0005930J
C      LINE(INFIRST + NDIGIT - NSPOT) = INEG 0005940J
C      AND IF SIGN USED LAST FREE POSITION, RETURN. 0005950J
C      IF(NSPOT.EQ.NDIGIT) RETURN 0005960J
C      OTHERWISE, ADVANCE SPACES USED BY 1 -- 0005970J
C      NSPOT = NSPOT + 1 0005980J
C      AND GO TO BLANK FILLER INSTRUCTIONS. 0005990J
C      GO TO 400 0006000J
C      HERE ONLY IF ABS(IVAR).LE.TOL. 0006010J
C      SET SPACES USED TO 1. 0006020J
500 NSPOT = 1 0006030J
C      IF (INDECI.EQ.-1) GO TO 400 0006040J
C      CHECK FOR BLANK OR DOT REQUESTED IN DECIMAL POINT 0006050J
C      POSITION. 0006060J
C      IF(INDOT.EQ.0) LINE(INFIRST + NDIGIT - MDOTPL) = IBLNK 0006070J
C      HERE FOR BLANK FILL AS NEEDED 0006080J
400 DD 450 I=NSPOT,NDIGIT 0006090J
C      SKIP POSITION OF DECIMAL POINT--IT IS ALREADY FILLED. 0006100J
C      IF(I.EQ.MDOTPL) GO TO 450 0006110J
C      INSERT BLANK. 0006120J
C      LINE(INFIRST + NDIGIT - I) = IBLNK 0006130J
450 CONTINUE 0006140J
C      RETURN 0006150J
C      END 0006160J
-----
FUNCTION NAME(FR,1) 0006170J
C 0006180J
C      29 JUNE 72 0006190J
C 0006200J
C      MASK IS A FUNCTION SUBPROGRAM THAT MASKS-OFF CHARACTER I 0006210J
C      OF INPUT WORD NR AND RETURNS IT AS LEFT-JUSTIFIED AND 0006220J
C      ZERO-FILLED FUNCTION VALUE 0006230J
C 0006240J
C      LOGICAL *I (I(4),Y(4)) 0006250J
C      INTEGER XR,ZE(0/4MD000/ 0006260J
C      EQUIVALENCE (ITEMP,X),(JTEMP,Y) 0006270J
C 0006280J
C      ITEM P = ZERO 0006290J
C      JTEMP = XR 0006300J
C      X(1) = Y(1) 0006310J
C      MASK = ITEM P 0006320J
C      RETURN 0006330J
C      END 0006340J
-----
FUNCTION NAME(G1/17,7/27,7A37,7A47) 0006350J
C 0006360J
C      29 JUNE 72 0006370J
C 0006380J

```




```

MEMBER NAME CONREP
C NAME IS A FUNCTION SUBPROGRAM THAT CONCATENATES FOUR (4)
C LEFT-JUSTIFIED MILLERITH CHARACTERS TO FORM ONE-HALF
C OF CONFORM LP MODEL ROW AND COLUMN VECTOR NAMES.
C
LJGICAL=1 A1,A2,A3,A4,X(4)
INTEGER XR
EQUIVALENCE (XR,X)
C
X(1) = A1
X(2) = A2
X(3) = A3
X(4) = A4
NAME4 = XR
RETURN
END
SUBROUTINE =1
C CALLED BY HEADS AND HEADS2 TO OUTPUT CONREP SUBHEADING.
COMMON/HEAD/ITITLE(33,3),IPAGE
WRITE (3,1) IPAGE
RETURN
1 FORMAT(//13X,20H CONFORM REPORT OF,
C 16M SOLUTION VALUES,10X,
C 26MICUNREP VERSION 1.0 6/72),4X,4HPAGE,15/)
END
SUBROUTINE ZERO(ARRAY,N)
C PFDRP 3.0 -- 28 APRIL 1970
C UTILITY ROUTINE TO ZERO OUT AN ARRAY.
DIMENSION ARRAY(N)
DO 100 I=1,N
ARRAY(I) = 0.0
100 CONTINUE
RETURN
END
BLOCK DATA
BLOCK DATA TRANS
PFDRP 3.0 -- 1 MAY 1970
COMMON/SYMBOL/NSYMB(37)
C
C
C NSYMB(37)
C NSYMB CONTAINS THE CHARACTERS THAT APPEAR IN CONFORM LP ROW/COLUMN
C NAMES. ...ONE CHARACTER TO THE WORD, LEFT-JUSTIFIED. THE DATA
C DECLARATION PUTS BLANK FILL TO THE RIGHT. IN AN EARLY EXECUTED SET
C OF STATEMENTS, CUNREP WISHES THE CHARACTER TO HAVE ZERO FILL TO THE
C RIGHT. NOTE THAT THE ORDER OF CHARACTERS IN NSYMB DIFFERS FROM THAT
C OF THE CORRESPONDING ARRAY IN CONGEN. NSYMB RUNS THRU THE ALPHABET
C FOLLOWED BY THE DIGITS 0 TO 9.
C
DATA NSYMB/INA,INB,INC,IND,INE, IMF,IMG,IMM,IMI,IMJ,IMK,IML,
C IMN,IMV,IMO,IMP,IMQ,IMR,IMS,IMT,IMU,IMV,IMW,IMX,IMY,IMZ,IMO,
C IM1,IM2,IM3,IM4,IM5,IM6,IM7,IM8,IM9,IM /
END
SUBROUTINE INIT/
OVERLAY(START,1.0)
PROGRAM INIT/
COMMON/ANIS/10175301

```

```

000639JJ
000640JJ
000641JJ
000642JJ
000643JJ
000644JJ
000645JJ
000646JJ
000647JJ
000648JJ
000649JJ
000650JJ
000651JJ
000652JJ
000653JJ
000654JJ
000655JJ
000656JJ
000657JJ
000658JJ
000659JJ
000660JJ
000661JJ
000662JJ
000663JJ
000664JJ
000665JJ
000666JJ
000667JJ
000668JJ
000669JJ
000670JJ
000671JJ
000672JJ
000673JJ
000674JJ
000675JJ
000676JJ
000677JJ
000678JJ
000679JJ
000680JJ
000681JJ
000682JJ
000683JJ
000684JJ
000685JJ
000686JJ
000687JJ
000688JJ
000689JJ
000690JJ
000691JJ
000692JJ
000693JJ
000694JJ
000695JJ
000696JJ
000697JJ
000698JJ
000699JJ

```



MEMBER NAME CONREP		00069700
COMMON/HEAD/ITITLE(33,3),IPAGE	-----	00069700
COMMON /ORDER/1040		00069700
COMMON/RNS/12(20000)		00070000
COMMON/STAT/VCUL(3),NR7(13),CREAD(3)		00070000
COMMON/SYMSUL/NSYN(137)		00070000
LOGICAL CREAD		00070000
C	CALL SUBROUTINE BININ TO READ THE COMPLETE BINARY FILE	00070000
C	DATA AS WRITTEN BY CONGEN ON CONGEN LOGICAL UNIT 11.	00070000
C		00070000
C	CALL BININ	00070000
C	INITIALIZE ALLOCATION RULE COEFFICIENT (ARRAYS COEF,KJCOEF)	00070000
C	ORDER INDICATOR TO THAT OF THE MATRIX GENERATOR (CONGEN).	00070000
C	IORD = 0	00070000
C		00070000
C	INITIALIZE OUTPUT PAGE NUMBER	00070000
C		00070000
C	IPAGE = 0	00070000
C	INITIALIZE STARTING ADDRESS OF MONITOR ROW AND COLUMN VALUES	00070000
C	AND INDICATOR THAT CASE HAS BEEN READ FOR EACH CASE.	00070000
C		00070000
	DO 500 I=1,3	00070000
	NCOL(I) = 0	00070000
	NR7(I) = 0	00070000
	CREAD(I) = .FALSE.	00070000
	500 CONTINUE	00070000
	DO 601 I=1,37	00070000
	601 NSYN(I) = MASK(NSYN(I),1)	00070000
	ZERO ROW INFO ARRAY.	00070000
	DO 300 I=1,20000	00070000
	300 I(I) = 0.0	00070000
	ZERO COLS INFO ARRAY.	00070000
	DO 201 I=1,7500	00070000
	201 IB(I) = 0.0	00070000
	RETURN	00070000
	END	00070000
<hr/>		
C	-----	00070000
C	13 MAY 71	00070000
C	26 MARCH 71	00070000
C		00070000
C	THIS SUBROUTINE READS IN CONGEN DATA THAT ARE REFERENCED	00070000
C	BY CONREP FROM A BINARY FILE (UNIT 4) WRITTEN ON A CORRESPONDING	00070000
C	CONGEN RUN AS UNIT 11.	00070000
C		00070000
C	ALL INPUT DATA VARIABLES AND ARRAYS ARE READ COMPLETELY BY	00070000
C	LABELLED COMMON BLOCK IN ALPHABETICAL ORDER.	00070000
C		00070000
	COMMON /AGG/VAGG(,ISGLAB(25))	00070000
	COMMON /DESCR/STAT(17,3),DIN(763),COST(763)	00070000
	COMMON /EFF/NEFF,EFFLAB(1,3),EFF(60,6)	00070000
	COMMON /RESPEC/CHIEF(100),KJCONF(100),MANI,MAN2	00070000
	COMMON /RESOLU/VCU(10),VSIMP(1),MPLAN,MPLAN2	00070000
C		00070000
	INTEGER DIM	00070000



```

MEMBER NAME CONREP
INTEGER AGGLAS
C
C
READ (4) STRNTH,DTM,COST
READ (4) CUEF
READ (4) KJCUF
READ (4) NANY,NANY,NCONYT,NSUPRT
READ (4) NEFF,EFFLAG,FFF
READ (4) NAGGA,AGGLAS
C
C
RETURN
C
END
SUBROUTINE HEADER
OVERLAYHEADER,1.01
PROGRAM HEADER
C
C
PUT ALLOCATION RULE DATA (ARRAYS KJCOEF,COE6) INTO SUPPORTING
UNIT ORDER FOR USE BY UNIT ALLOCATION REPORT (SUBROUTINE
ALOCATI). HEADER IS CALLED FROM REPORT IMMEDIATELY BEFORE A CALL
TO ALOCAT IF THIS DATA IS NOT ALREADY IN THIS ORDER.
C
COMMON /ORDER/ORDO
COMMON /DESCRIP/STRNTH(760),DTM(760),COST(760)
COMMON /RESFAC/CDEF(1000),KJCOEF(1000),NANY,NONZ
COMMON /RESOLU/NCONYT,NSUPRT,NPRAM,NPRAMU
INTEGER DTM
IBEG = NCONYT + 1
IEND = NCONYT + NSUPRT
J1 = 1
NCOEF = NANY + NONZ
DO 10 I = IBEG,IEND
DO 20 J = J1,NCOEF
IF (KJCOEF(J) - (KJCOEF(J1)/1000)*1000.NE.DTM(I)) GO TO 20
ITEMP = KJCOEF(J1)
TEMP = COEF(J1)
KJCOEF(J1) = KJCOEF(J)
COEF(J1) = COEF(J)
KJCOEF(J) = ITEMP
COEF(J) = TEMP
J1 = J1 + 1
CONTINUE
10 CONTINUE
ORDO = 1
RETURN
END
SUBROUTINE HEADER
OVERLAYHEADER,1.01
PROGRAM HEADER
C
C
PUT ALLOCATION RULE COEFFICIENT DATA (ARRAYS KJCOEF,CDEF) INTO
SUPPORTED UNIT ORDER FOR USE BY UNIT SUPPORT REPORT (SUBROUTINE
SUPPORT). THIS IS THE SAME ORDER AS IN CONGEN. HEADER IS CALLED
FROM REPORT IMMEDIATELY BEFORE A CALL TO SUPPORT IF THIS DATA
IS NOT ALREADY IN THIS ORDER.
C
COMMON /ORDER/ORDO

```



```

MEMBER NAME CONREP
-----
COMMON /DESCAP/STANIM7601,DTM7601,COST7601
COMMON /AJCDEF/COEF(1000),AJCOEF(1000),NAME,NAME
COMMON /RESOLJ/COMAT,NSUPAT,NPRAH,NPRAHJ
INTEGER DTN
NUNIT = NCONAT * NSUPAT
J1 = 1
NCOEF = NAME * NAME
DO 10 I = 1,NUNIT
DO 20 J = J1,NUNIT
IF (AJCOEF(I)/1000.EQ.0) GO TO 20
ITEMP = AJCOEF(I)
TEMP = COEF(I)
AJCOEF(I) = AJCOEF(I)
COEF(I) = COEF(I)
AJCOEF(I) = ITEMP
COEF(I) = TEMP
J1 = J1 + 1
20 CONTINUE
10 CONTINUE
END = 0
RETURN
END
-----
SUBROUTINE SOLSTR
OVERLAP/SOLSTR(1,0)
PROGRAM SOLSTR
-----
THIS ROUTINE IS CALLED IMMEDIATELY AFTER EACH LP READ TO
RETRIEVE AND STORE THE FORCE SOLUTION VALUES FOR USE BY
SUBSEQUENT REPORTS.
-----
COMMON /FORSL/FRSOL(760,2),IFRSOL(760,2)
COMMON /RESOLU/NCJAT,NSUPAT,NPRAH,NPRAHJ
COMMON /DESCAP/STANIM7601,DTM7601,COST7601
COMMON /CUMJ/IOFAT(1)
COMMON /SYMBOL/NSYM(137)
-----
RETRIEVE WHICH OF 2 POSSIBLE SOLUTION CASES HAS JUST BEEN READ
IK = IOFAT(1)
-----
RETRIEVE COMBAT UNIT SOLUTION VALUES
DO 10 I = 1,NCONAT
CALL BR330GIDFNI(1,1,12,13)
FORSL(I,IK) = DETASIH,NSYM(1),11,12,13,NSYM(137),ASYM(137),
NSYM(137),ASYM(137)
IFRSOL(I,1) = FURSOL(I,1) * C.S
CONTINUE
-----
RETRIEVE SUPPLY UNIT SOLUTION VALUES
IDEG = NCONAT * 1
IEND = NCONAT * NSUPAT
DO 20 I = IDEG,IEND
CALL BR330GIDFNI(1,1,12,13)

```



```

MEMBER NAME CONREP
FORSL(1,IX) = RETA(IX,NSYMB(19),11,12,13,NSYMB(37),NSYMB(37),
      NSYMB(37),NSYMB(37))
IFPSOL(1,IX) = FORSCL(1,IX) * 0.5
IF (FORSL(1,IX).GT.0.2.AND.FORS(1,IX).LE.0.5) IFPSOL(1,IX) = 1
CONTINUE
RETURN
END
SUBROUTINE TAPDCK
OVERLAY(TAPOCK,3,0)
PROGRAM TAPDCK
A CALL TO THIS ROUTINE IS PRODUCED BY THE VERB--REPORT TAPDCK
TN'S ROUTINE PRODUCES A TROPDLIST FROM THE CONFORM MODEL SOLUTION
THAT IS IN THE SAME FORMAT AS THE CARD OPRK OUTPUT OF THE
ON SLICE MODEL. THE OUTPUT OF TAPDCK IS CARD IMAGES ON FORTRAN
LOGICAL UNIT 9 (TAPE9).
COMMON /NESOLU/NCONBT,NSUPRT,NPRAN,NPRANU
COMMON /DESCAP/STRNTH(760),DTM(176),COST(176)
COMMON /EFF/NEFF,EFFLE(1,3),EFP(16,6)
COMMON /FORSL/FORSOL(760,2),IPASUL(176,2)
COMMON /TITLE/TITLE(10),ISAC(3),ITPSN(2)
COMMON/SYMSUL/NSYMB(37)
REWIND 10
PRINT COMBAT UNITS SECTION
IND = 0
DO 10 I = 1,NCONBT
CALL TGTDI(DTM(I))
ISTRN = STANTH(I)
WRITE(9,30) DTM(I),IND,(TITLE(J),J=1,8),(ISAC(J),J=1,3),
      (ITPSN(J),J=1,2),ISTRN,FORSOL(I,1),IPASCL(I,1)
CONTINUE
PRINT SUPPORT UNITS SECTION
IND = 9
IBEG = NCONBT + 1
IEND = NCONBT + NSUPRT
DO 20 I = IBEG,IEND
CALL TGTDI(DTM(I))
ISTRN = STANTH(I)
WRITE(9,30) DTM(I),IND,(TITLE(J),J=1,8),(ISAC(J),J=1,3),
      (ITPSN(J),J=1,2),ISTRN,FORSOL(I,1),IPASCL(I,1)
CONTINUE
END FILE 9
RETURN
FORMATT(14,12,14,744,42,244,43,44,244,19,FB,3,17)
END

```



```

MEMBER NAME CONREP
      GO TO 70
40  IF (ITEST(11,4E,2)) GO TO 80
      USTRN = COST(11)
      GO TO 70
80  IF (ITEST(11,4E,3)) GO TO 90
      USTRN = 1.0
      GO TO 70
90  IF (ITEST(11,4E,4)) GO TO 100
      USTRN = EFF(11,1)
      GO TO 70
100 USTRN = 0.0
70  TUSTRN = USTRN
      TUSOL = TUSOL * USTRN
      CALL BACKDGE(7ME(1),11,12,13)
      PII = PIVAL(NSYMB(1),11,12,13,NSYMB(17),NSYMB(17)),
          NSYMB(17),NSYMB(17))
      *
      * SHORT = BETAINSYMB(1),11,12,13,NSYMB(19),NSYMB(17),
      * NSYMB(17),NSYMB(17))
      *
      * RLONG = BETAINSYMB(1),11,12,13,NSYMB(12),NSYMB(17),
      * NSYMB(17),NSYMB(17))
      *
      TUSOL = TUSOL * SHORT - RLONG
      IF (TUSOL.GT.0.0) PCREQ = TUSOL / TUSOL
      IF (PCREQ.GT.0.0) PII = PII / PCREQ
      IF (ITEST(11,4E,5)) PII = ABS(PII)
      IF (ITEST(11,4E,1)) PII = PII * 1000.0
      TSLSTR = PII * TUSOL
      TSPSTR = TSLSTR - TUSTRN
      SPSTR = PII - USTRN
      ITUSOL = IPRSN(11,1)
      ITUSTR = TUSTRN * ITUSOL
      LINE = LINE + 1
      IF (LINE.GT.60) CALL TLHEAD
      ITTSTR = TUSTRN
      ITTSTR = TSPSTR
      ITTSTR = TSLSTR
      ISPSTR = SPSTR
      IPII = PII
      WRITE (3,20) DYN(1),(ITITLE(I),J=1,6),(ISRC(I),J=1,3),
          * (ITPSN(I),J=1,2),TUSOL,ITTSTR,ITSTR,ITSTR,
          * ITUSTR,ISPSTR,IPII,ITUSOL,ITUSTR
20  FORMAT(13,3X,7A,02,2A4,A3,6H,04,A3,7H,F7.3,3I7,3X,17,2I7
          * ,3X,13,17)
      ST11 = ST11 * TUSOL
      ST12 = ST12 * TUSTRN
      ST13 = ST13 * TSPSTR
      ST14 = ST14 * TSLSTR
      ST15 = ST15 * ITUSOL
      ST16 = ST16 * ITUSTR
10  CONTINUE
      LINE = LINE + 4
      IF (LINE.GT.60) CALL TLHEAD
      IST12 = ST12
      IST13 = ST13
      IST14 = ST14
      WRITE (3,30) ST11,IST12,IST13,IST14,IST15,IST16
30  FORMAT(17,30,60H,417H-----1,23X,217H-----1/
          * ,1H,0H,10470AL,50H,FR,3,317,23X,217)
C

```

```

003987JJ
003988JJ
003989JJ
003990JJ
003991JJ
003992JJ
003993JJ
003994JJ
003995JJ
003996JJ
003997JJ
003998JJ
003999JJ
004000JJ
004001JJ
004002JJ
004003JJ
004004JJ
004005JJ
004006JJ
004007JJ
004008JJ
004009JJ
004010JJ
004011JJ
004012JJ
004013JJ
004014JJ
004015JJ
004016JJ
004017JJ
004018JJ
004019JJ
004020JJ
004021JJ
004022JJ
004023JJ
004024JJ
004025JJ
004026JJ
004027JJ
004028JJ
004029JJ
004030JJ
004031JJ
004032JJ
004033JJ
004034JJ
004035JJ
004036JJ

```



```

MEMBER NAME CONREP
-----
ST21 = 0.0
ST22 = 3.0
ST23 = 0.0
ST24 = 6.0
IS725 = 0
IS726 = 0
C
CALL TLHEAD
C
IREQ = NCONAT * I
IEND = NCONAT * NSUPAT
DO 50 I = 1, IREQ, IEND
CALL TGT1 (I)
TUSOL = FUSOL(I, I)
IF (ITEST(I), NE, 1) GO TO 120
USTAN = STAN(I)
GO TO 110
120 IF (ITEST(I), NE, 2) GO TO 130
USTAN = COST(I)
GO TO 110
130 IF (ITEST(I), NE, 3) GO TO 140
USTAN = 1.0
GO TO 110
140 IF (ITEST(I), NE, 4) GO TO 150
USTAN = EFF(I, I)
GO TO 110
150 USTAN = 9.0
110 TUSTAN = USTAN
TUSTAN = TUSOL * USTAN
CALL DRJDDI(DM(I), I, I, I, I)
PII = PIVAL(NSYMB(19), I, I, I, I, NSYMB(37), NSYMB(37),
NSYMB(37), NSYMB(37))
SHORT = DETAINSYMB(19), I, I, I, I, NSYMB(10), NSYMB(19),
NSYMB(37), NSYMB(37))
ALONG = DETAINSYMB(19), I, I, I, I, NSYMB(10), NSYMB(11),
NSYMB(37), NSYMB(37))
TUSOLK = TUSOL * SHORT * ALONG
IF (TUSOLK, GT, 0.0) PCREQ = TUSOL / TUSOLK
IF (PCREQ, GT, 3.0) PII = PII / PCREQ
IF (ITEST(I), NE, 5) PII = ABS(PII)
IF (ITEST(I), EQ, 1) PII = PII * 100.0
TSLSTR = PII * TUSOL
TSPSTR = TSLSTR * TUSTAN
SPSTR = PII * USTAN
ITUSOL = IFRSOL(I, I)
ITUSTR = IUSTAN * ITUSOL
LINE = LINE * I
IF (LINE, GT, 60) CALL TLHEAD
ITSTR = TUSTAN
ITSTR = TSPSTR
ITSSSTR = TSLSTR
ISPSTR = SPSTR
IPII = PII
WRITE (3, 20) DM(I), (ITITF(I), J=1, 4), (ISAC(I), J=1, 3),
(ITPSN(I), J=1, 2), TUSOL, TUSTAN, ITSTR, ITSSSTR,
IUSTAN, ISPSTR, IPII, ITUSOL, ITUSTR
ST21 = ST21 + TUSOL
ST22 = ST22 + TUSTAN

```




```

MEMBER NAME COMREP
ST23 * ST23 * TSPSTR
ST24 * ST24 * TSLSTR
IST25 * IST25 * ITUSOL
IST26 * IST26 * ITUSTR
99 CONTINUE
LINE * LINE * 4
IF (LINE.GT.63) CALL TLMEND
IST22 * ST22
IST23 * ST23
IST24 * ST24
WRITE (3,33) ST21,IST22,IST23,IST24,IST25,IST26
C
ST11 * ST11 * ST21
ST12 * ST12 * ST22
ST13 * ST13 * ST23
ST14 * ST14 * ST24
IST15 * IST15 * IST25
IST16 * IST16 * IST26
LINE * LINE * 4
IF (LINE.GT.63) CALL TLMEND
IST12 * ST12
IST13 * ST13
IST14 * ST14
WRITE (3,63) ST11,IST12,IST13,IST14,IST15,IST16
60 FORMAT (//1M,011M-1,50K,417M-----1,23K,217M-----1/
C
* 1M,0MTOTAL,56K,P0,3,317,23K,217)
RETURN
END
SUBROUTINE TLMEND
COMMON /CHECKR/ITEST(25)
COMMON /LINE/LINE,ISBPAG
DIMENSION ATT407(2,5)
DATA ATT407/ 4MSTRM,3MTM,
* 4M COS,3MT,
* 4M UNI,3MTS,
* 4M IP,3MP,
* 4MTOJC,3MFM /
ISBPAG = ISBPAG * 1
CALL HEADS
IND1 = ITEST(11)
WRITE (3,63) ISBPAG,(ATT407(1,IND1),J=1,2),1=1,7)
60 FORMAT (//1M,65K,9MTROOPLIST,30K,7MSUPPAGE,13//
* 1M,65K,21K,10MPACFICIAL,22K,3K,1K,7MINTEGER/
* 1M,65K,5211M-1,3K,1011M-1/
* 1M,65K,11K,5MTOTAL,15K,6K,8MPER UNIT/
* 1M,65K,2011M-1,3K,2111M-1/
* 1M,65K,8K,5MUNITS,1K,7MSUPPORT,1K,5MSLICE,11K,7MSUPPORT,
* 1K,5MSLICE,8K,5MUNITS/
* 1M,3MOT4,15K,5MFILE,17K,3MARC,9K,4MTPSN,10K,5MUNITS,1K,
* 3(A4,A3) 1,3K,3(A4,A3) 1,1K,5MUNITS,1K,A4,A3 /
* 1M,3M---,4K,2011M-1,2K,911M-1,5K,711M-1, 7K,417M ----- 1,
* 3K,317M ----- 1,3K,3M---,1K,5M-----/)
LINE = 20
RETURN
END
SUBROUTINE TGLT(1574)
C

```

```

MEMBER NAME CONSEP
-----
C      15 DEC 70
C      6 OCT 71
C
C      FORTRAN IV SUBROUTINE TO RETRIEVE THE SRC NUMBER AND TITLE
C      OF A UNIT FROM TAPE10 FOR USE BY TAPLST.
C
C      10TH...9TH NUMBER OF A UNIT
C
C      COMMON /TITLE/ITITLE(8),ISRC(3),ITPSN(2)
C
C
C
C      READ (10,60)JOT4,(ITITLE(I),I=1,8),(ISRC(J),J=1,3),(ITPSN(J),
C      J=1,2)
C      RETURN
C
C9     FORMAT(14,3H,4H,7A4,A2,2A4,A3,4H,A4,A3)
C
C      END
-----
C      SUBROUTINE ZLUCT
C      OVERLAY/ALOCAT,4,3)
C      PROGRAM ALOCAT
C
C
C      COMMON /DESCR/STRNTH(760),DTM(760),COST(760)
C      COMMON /EFF/NEFF,EFFLAG(4,3),EFF(60,6)
C      COMMON /PORSOL/PORSOL(760,2),IPRSOL(760,2)
C      COMMON /LINE/LINE,ISBPAG
C      COMMON /NEJPAZ/COEF(6500),KJCOEF(6500),NNZ,NNZ
C      COMMON /RESOLU/CONST,NSUPRT,NPRAM,NPRAMN
C      COMMON/SYN40L/SYN4A(37)
C      COMMON /TITLE/ITITLE(8),ISRC(3),ITPSN(2)
C      COMMON /ILUC10/ILUC10
C      COMMON /CHECKX/ITEST(25)
C
C      DIMENSION ITITL2(8)
C
C      INTEGER DTM,DTMI
C
C      DATA IBLANK/ 4H /
C
C      DO 140 I = 1,8
C      ITITLE(I) = IBLANK
C      ITITL2(I) = IBLANK
C      DO 150 J = 1,3
C      ISRC(J) = IBLANK
C      DO 160 I = 1,2
C      ITPSN(I) = IBLANK
C
C      REWIND 10
C      ILUC10 = 0
C      IPUINT = 9
C      NCOEF = NNZ + NNZ
C      ISBPAG = 0
C      CALL ALHEAD
C
C      DO 10 I = 1,NSUPRT

```

```

00114200
00114300
00114400
00114500
00114600
00114700
00114800
00114900
00115000
00115100
00115200
00115300
00115400
00115500
00115600
00115700
00115800
00115900
00116000
00116100
00116200
00116300
00116400
00116500
00116600
00116700
00116800
00116900
00117000
00117100
00117200
00117300
00117400
00117500
00117600
00117700
00117800
00117900
00118000
00118100
00118200
00118300
00118400
00118500
00118600
00118700
00118800
00118900
00119000
00119100
00119200
00119300
00119400
00119500
00119600
00119700
00119800
00119900

```



```

MEMBER NAME CONREP
SUA1 = 0.0
SUB2 = 3.0
WRITE (3,53)
50 FORMAT(1M)
LINE = LINE + 1
IX = I-NCU43I
DTM1 = DTMI(K)
CALL B4K3DG(DTM1,11,12,13)
PII = PIVAL(NSYMB(19),11,12,13,NSYMB(17),NSYMB(17),
           NSYMB(17),NSYMB(17))
SHORT = BETAINSYMB(19),11,12,13,NSYMB(18),NSYMB(19),
          NSYMB(17),NSYMB(17))
ALONG = BETAINSYMB(19),11,12,13,NSYMB(18),NSYMB(12),
          NSYMB(17),NSYMB(17))
TUSOLX = FORSOL(IX,1) * SHORT - ALONG
PCREQ = 0.3
IF (TUSOLX.GT.0.3) PCREQ = FORSOL(IX,1) / TUSOLX
PIX = PII
IF (PCREQ.GT.0.3) PIX = PII / PCREQ
IF (ITEST(1),E3,1) GO TO 99
CALL TICALI(IX)
DO 33 K = 1,8
33 ITITL2(K) = ITITLE(K)
90 IND = 0
C
20 IF (IPOINT+.1.GT.NCOEF) RETURN
CALL KJUNPA(IPOINT+1,K,L)
IF (L.NE.DTM1) GO TO 110
IPOINT = IPOINT + 1
IND = IND + 1
CALL KJUNPA(IPOINT,K,L)
JK = KJGETA(K)
SUBT = COEF(IPOINT) * FORSOL(JK,1)
SUB1 = SUB1 + SUBT
SUBS = SUBT * STANTH(IX)
SUB2 = SUB2 + SUBS
CPI = -0.1 * SUBT * PII
IF (ITEST(1),E7,1) GO TO 100
CALL TICALI(JK)
100 IF (LINE+.1.GT.63) CALL ALHEAD
LINE = LINE + 1
IF (IND.GT.1) GO TO 60
WRITE (3,43) DTM1,((ITITL2(M),M=1,8),FORSOL(IX,1),
                K,((ITITLE(K),K=1,8),FORSOL(JK,1),
                COEF(IPOINT),PIX,SUBT,SUBS,CPI)
40 FORMAT(1M,13,1X,7A4,A2,F7.3,3X,13,1X,7A4,A2,F7.3,
          3X,F8.6,1X,F7.3,1X,F7.3,1X,F7.0,1X,F11.3)
GO TO 20
60 WRITE (3,70)
          K,((ITITLE(K),K=1,8),FORSOL(JK,1),
          COEF(IPOINT),SUBT,SUBS,CPI)
70 FORMAT(1M,44X,13,1X,7A4,A2,F7.3,
          3X,F8.6,1X,7X,1X,F7.3,1X,F7.0,1X,F11.3)
GO TO 20
C
110 IF (IND.GT.0) GO TO 120
IF (LINE+.1.GT.63) CALL ALHEAD
LINE = LINE + 1

```



```

MEMBER NAME CONREP
70  F0R44T16,3E,4E,7A4,A2,2A4,A3,4E,A4,A5) 00181600
    BLOC10 = NJ 00181700
    RETURN 00181800
    END 00181900
-----
SUBROUTINE KJGETA(DTN,DTM,NE,IO) 00182000
COMMON /4E3FA2/CDEF1(4000),KJCOEF(10000),NANZ,NUMZ 00182100
IO1 = KJCOEF1(LOC1) / 1000 00182200
IO2 = KJCOEF1(LOC1) - IO1 * 1000 00182300
RETURN 00182400
END 00182500
-----
FUNCTION KJGETA(ID) 00182600
    10 DEC 70 00182700
    13 OCT 70 00182800
    KJGETA IS A PORTMAN IV FUNCTION SUBPROGRAM THAT ACCEPTS AS A 00182900
    CALLING PARAMETER AN EXTERNAL IDENTIFICATION NUMBER OF A UNIT 00183000
    (DTN NUMBER) AND DETERMINES THE CONGEN INTERNAL IDENTIFICATION 00183100
    NUMBER--1,2,...,NCOMBT,NCONAT,1,...,NCOMBT+NSUPRT. 00183200
    EXTERNAL UNIT ID NUMBERS ARE STORED IN COMMON ARRAY DTM(700) -- 00183300
    FOR NCOMBT COMBAT UNITS, THEN FOR NSUPRT SUPPORT UNITS. 00183400
    AN ERROR MESSAGE IS PRINTED AND CONREP EXECUTION IS 00183500
    TERMINATED BY STOP 0004 IF PARAMETER ID IS NOT FOUND IN 00183600
    ARRAY DTM 00183700
    ID...EXTERNAL UNIT IDENTIFICATION NUMBER 00183800
    COMMON /DESCRP/STANTH(760),DTM(760),COST(760) 00183900
    COMMON /RESOLU/NCOMAT,NSUPRT,NPRAM,NPRAMU 00184000
    INTEGER DTM 00184100
    NUNIT = NCOMBT + NSUPRT 00184200
    DO 10 I = 1,NUNIT 00184300
    IF (DTM(I),NE,IO) GO TO 10 00184400
    KJGETA = I 00184500
    RETURN 00184600
    CONTINUE 00184700
    PRINT 20,IO 00184800
    F0R44T(I)M1/////M ,4240000 FUNCTION KJGETA WAS CALLED WITH IO = ,I 00184900
    05,26M WHICH IS NOT IN ARRAY DTM) 00185000
    STOP 0004 00185100
    END 00185200
    SUBROUTINE CSTSTR 00185300
    OVERLAY(CSTSTR,5,0) 00185400
    PROGRAM CSTSTR 00185500
    10 FEB 72 00185600
    CSTSTR PRODUCES A ONE-CASE REPORT SUMMARIZING PEACETIME 00185700

```

MEMBER NAME	COY4EP	00127000
C	FORCE COSTS AND STRENGTH.	00127000
C		00127000
C	COMMON /DESCAP/STRNTH(1700),DTM(1700),COST(1700)	00127000
C	COMMON /FORSQL/FORSOL(1700,2),IFRSOL(1700,2)	00127000
C	COMMON /SYN4OL/YSYN4(137)	00127000
C	COMMON /RESJLU/VCJ4T,VSUPRT,NPRA4,NPRAU	00127000
C	DIMENSION CSTLAB(10,32),PTSLAB(2,6),IPTSTA(32,2),AVGSTA(6)	00127000
C	DIMENSION COST(4132),TJTL5(41,3)	00127000
C	DIMENSION A(0,0),C(0,0),C(0,0),D(0,0)	00127000
C	EQUIVALENCE (A(1,1),CSTLAB(1,1)),(D(1,1),CSTLAB(1,9))	00127000
C	EQUIVALENCE (C(1,1),CSTLAB(1,17)),(D(1,1),CSTLAB(1,25))	00127000
C	INTEGER DTM,CSTLAB,PTSLAB	00127000
C		00127000
C	DATA IPENA/ 4MPENA /	00127000
C	DATA IOMA / 4MOA /	00127000
C	DATA IMPA / 4MIPA /	00127000
C	DATA ACST/ 32 /	00127000
C	DATA IPTSTA/ 6 /	00127000
C	DATA IPTSTA/ 0,1,1,1,0,0,0,0,1,1,0,0,0,1,	00127000
C	1,1,1,1,1,1,1,1,0,1,1,1,1,0,0,0,1,1,	00127000
C	1,0,1,1,0,0 /	00127000
C	DATA PTSLAB/ 4MCONU,4MS , 4MEURD,4MPE , 4MDORE,4MA	00127000
C	4MGLAS,4MKA , 4MSOUT,4MHERN , 4MRYN ,4M /	00127000
C	DATA A/	00127000
C	• 4MPENA,4M MAJ,4MUR E,4MQUIP,4MMENT,4M ,4M ,4M ,	00127000
C	• 4MPENA,4M PPE,4M4ATI,4MUNAL,4M REA,4MDINE,4MSS F,4M4JAT,	00127000
C	• 4MPENA,4M REP,4MAIR ,4MCYCL,4M FL,4MOAT ,4M ,4M ,	00127000
C	• 4MPENA,4M REP,4MAIR ,4MPART,4MS ,4M ,4M ,4M ,	00127000
C	• 4MMA ,4M REP,4MAIR ,4MPART,4MS ,4M ,4M ,4M ,	00127000
C	• 4MMA ,4M MIN,4MJE E,4MQUIP,4MMENT,4M ,4M ,4M ,	00127000
C	• 4MMA ,4M STA,4MTION,4M EQU,4MIPME,4MNT ,4M ,4M ,4M ,	00127000
C	• 4MMA ,4M ORI,4MGINA,4M CL,4MOTHI,4MNG ,4M ,4M ,4M /	00127000
C	DATA B/	00127000
C	• 4MMA ,4M PRO,4MGRAN,4M 4 ,4M ,4M ,4M ,4M ,	00127000
C	• 4MMA ,4M PRO,4MGRAN,4M 7S ,4M ,4M ,4M ,4M ,	00127000
C	• 4MMA ,4M ACC,4MSSI,4MUN A,4MND T,4MRAIN,4MING ,4M ,4M ,	00127000
C	• 4MMA ,4M ACC,4MSSI,4MUN A,4MND T,4MRAIN,4MING ,4M ,4M ,	00127000
C	• 4MPENA,4M ACC,4MSSI,4MUN A,4MND T,4MRAIN,4MING ,4M ,4M ,	00127000
C	• 4MMA ,4M IYI,4MTIAL,4M PCS,4M ,4M ,4M ,4M ,	00127000
C	• 4MPENA,4M MAJ,4MUR E,4MQUIP,4MMENT,4M ,4M ,4M ,4M ,	00127000
C	• 4MPENA,4M REP,4MAIR ,4MPART,4MS ,4M ,4M ,4M ,4M /	00127000
C	DATA C/	00127000
C	• 4MPENA,4M ANA,4MT ,4M ,4M ,4M ,4M ,4M ,	00127000
C	• 4MPENA,4M MIS,4MSILE,4MS ,4M ,4M ,4M ,4M ,	00127000
C	• 4MMA ,4M PRO,4MGRAN,4M 1 A,4MND 2,4M ,4M ,4M ,4M ,	00127000
C	• 4MMA ,4M BAS,4ME OP,4MERAT,4MIONS,4M ,4M ,4M ,4M ,	00127000
C	• 4MMA ,4M AIA,4MCRAP,4MT OP,4MERAT,4MIONS,4M ,4M ,4M ,4M ,	00127000
C	• 4MMA ,4M PRO,4MGRAN,4M 4 ,4M ,4M ,4M ,4M ,4M ,	00127000
C	• 4MMA ,4M PRO,4MGRAN,4M 7M ,4M ,4M ,4M ,4M ,4M ,	00127000
C	• 4MMA ,4M PRO,4MGRAN,4M 7S ,4M ,4M ,4M ,4M ,4M ,4M /	00127000
C	DATA D/	00127000
C	• 4MMA ,4M PRO,4MGRAN,4M 8M ,4M ,4M ,4M ,4M ,4M ,	00127000
C	• 4MMA ,4M PRO,4MGRAN,4M 8D ,4M ,4M ,4M ,4M ,4M ,	00127000
C	• 4MMA ,4M PRO,4MGRAN,4M 9 ,4M ,4M ,4M ,4M ,4M ,	00127000
C	• 4MMA ,4M ACC,4MSSI,4MUN A,4MND T,4MRAIN,4MING ,4M ,4M ,	00127000



```

MEMBER NAME CONREP
* GMPA ,AM ACC,AMESSI,AMN A,AMD T,AMRAIN,AMINS ,AM 0010333
* GMPEN,AM ARC,AMESSI,AMN A,AMD T,AMRAIN,AMINS ,AM 0010333
* GMPA ,AM IAY,AMUAL,AM ETC,AMLUO,AMING P,AMCSI ,AM 0010333
* GMPA ,AM IAY,AMUAL,AM PCS,AMI ,AM ,AM ,AM 0010333
C 0010333
REWIND 11 0010333
READ (1,10) (AVGSTAI(1),1-1,NPTSTA) 0010333
FORMAT(6E13,6) 0010333
CALL ZERUITOTALS(123) 0010333
C 0010333
RETRIEVE STRENGTH TOTALS FROM LGL VALUES OF ALTERNATIVE 0010333
STRENGTH OBJECTIVE FUNCTIONS. 0010333
C 0010333
TOTALS(4,1) = ABSI RLGL(NSYMB(20),NSYMB(1),NSYMB(20), 0010333
NSYMB(10),NSYMB(14),NSYMB(37),NSYMB(37)) 0010333
I = 100.0 0010333
TOTALS(4,2) = ABSI RLGL(NSYMB(20),NSYMB(10),NSYMB(14),NSYMB(20), 0010333
NSYMB(10),NSYMB(14),NSYMB(37),NSYMB(37)) 0010333
I = 100.0 0010333
TOTALS(4,3) = ABSI RLGL(NSYMB(20),NSYMB(1),NSYMB(14),NSYMB(20), 0010333
NSYMB(10),NSYMB(14),NSYMB(37),NSYMB(37)) 0010333
I = 100.0 0010333
C 0010333
THE COST DATA LIBRARY IS ASSUMED TO HAVE ALL NEEDED COSTS. 0010333
EACH AVAILABLE BLOCK OF COST DATA IN THE LIBRARY IS READ 0010333
AND IF IT CORRESPONDS TO A MODELED UNIT, THE DATA IS USED 0010333
TO COMPUTE THE COST TOTALS. 0010333
C 0010333
MUNIT = NCOMB + NSUPY 0010333
C 20 READ (11) 10,COSTIN 0010333
C IF (EOP,11) 230,30 0010333
20 READ (11,END=230) 10,COSTIN 0010333
30 DO 40 I = 1,MUNIT 0010333
IF (10,NE,DTN(1)) GO TO 40 0010333
K = 2 0010333
IF (1,LE,NCOMB) K = 1 0010333
IK = 1 0010333
GO TO 50 0010333
40 CONTINUE 0010333
GO TO 20 0010333
C 0010333
HAVE FOUND THIS UNIT IN THE DATA LIBRARY TO BE A MODELED 0010333
UNIT. 0010333
C 0010333
50 J = 0 0010333
DO 60 I = 1,NCST 0010333
IF (1PTSTA(1,1).EQ.1) GO TO 70 0010333
J = J + 1 0010333
TOTALS(1,4) = TOTALS(1,4) + COSTIN(I) * FORSOL(IK,1) 0010333
TOTALS(1,3) = TOTALS(1,3) + COSTIN(I) * FORSOL(IK,1) 0010333
GO TO 60 0010333
70 DO 80 L = 1,NPTSTA 0010333
J = J + 1 0010333
TOTALS(1,4) = TOTALS(1,4) + COSTIN(I) * AVGSTAI(L) * FORSOL(IK,1) 0010333
TOTALS(1,3) = TOTALS(1,3) + COSTIN(I) * AVGSTAI(L) * FORSOL(IK,1) 0010333
80 CONTINUE 0010333
90 GO TO 20 0010333

```

MEMBER NAME CONREP

```
C
C
C      COMPUTE TOTAL PENALTY, OPA, MPA, TOTAL FOR EACH OF INITIAL AND
C      RECURRING COSTS.
C
230  DO 93 I = 1, NCST
      J = 1
      IF (IPISTATE, 21, NE, 11) J = 2
      J = NCST + (J - 1) * 100
      TOTAL PENALTY
C      IF (CSTLAB(1, I), NE, (PENALTY)) GO TO 240
      DO 250 K = 1, 3
250  TOTALS(I, K) = TOTALS(I, K) + TOTALS(I, K)
C      TOTAL OPA
260  IF (CSTLAB(1, I), NE, (OPA)) GO TO 260
      DO 270 K = 1, 3
270  TOTALS(I, K) = TOTALS(I, K) + TOTALS(I, K)
C      TOTAL MPA
280  IF (CSTLAB(1, I), NE, (MPA)) GO TO 280
      DO 290 K = 1, 3
290  TOTALS(I, K) = TOTALS(I, K) + TOTALS(I, K)
C      TOTAL TOTAL
290  DO 300 K = 1, 3
300  TOTALS(I, K) = TOTALS(I, K) + TOTALS(I, K)
90  CONTINUE
C
C      SCALE COSTS IN MILLIONS OF DOLLARS.
C
      DO 310 I = 1, 43
      DO 310 J = 1, 3
110  TOTALS(I, J) = TOTALS(I, J) / 1.0E6
C
C      PRINT REPORT -- ARRAY TOTALS WITH HEADINGS
C
      CALL HEADS
      WRITE (3, 120)
120  FORMAT (1M, '/// 1M, 40K, 35MPEACE TIME COST AND STRENGTH SUMMARY,
      02K, 0NSUBPGE 1/
      01M, 40K, 35M --- /// 1M, 40K, 0M COMBAT, 6K, 0M SUPPORT, 6K, 0M TOTAL /
      01M, 40K, 35M-----, 5K // 1M, 10K, 34M INITIAL INVESTMENT COST (MILLI
      ONS))
      DO 130 I = 1, NCST
      IF (IPISTATE, 21, NE, 11) GO TO 130
      WRITE (3, 140) (CSTLAB(I, J), J=1, 3), (TOTALS(I, J), J=1, 3)
140  FORMAT (1M, 12K, 0A, 3(5K, F9.3))
130  CONTINUE
      WRITE (3, 190) (TOTALS(1, NCST+1, I), I=1, 3)
190  FORMAT (1M, 1M, 12K, 14M INITIAL INITIAL PENALTY, 14K, 3(5K, F9.3))
      WRITE (3, 200) (TOTALS(1, NCST+2, I), I=1, 3)
200  FORMAT (1M, 12K, 14K, 4M OPA, 14K, 3(5K, F9.3))
      WRITE (3, 210) (TOTALS(1, NCST+3, I), I=1, 3)
210  FORMAT (1M, 12K, 14K, 4M MPA, 14K, 3(5K, F9.3))
      WRITE (3, 220) (TOTALS(1, NCST+4, I), I=1, 3)
220  FORMAT (1M, 12K, 14K, 5M TOTAL, 13K, 3(5K, F9.3))
      WRITE (3, 150)
150  FORMAT (1M, 1M, 10K, 21M ANNUAL OPERATING COST)
      DO 160 I = 1, NCST
      IF (IPISTATE, 21, EQ, 11) GO TO 160
      WRITE (3, 140) (CSTLAB(I, J), J=1, 3), (TOTALS(I, J), J=1, 3)
      WRITE (3, 140)
```


MEMBER NAME COMREP

160	CONTINUE	00154000
	WRITE (3,195) (TOTAL SINCSY=9,11,1=1,3)	00154000
195	FORMATIM /IM .124,14M TOTAL ANNUAL PEMA,14K,315K,P9.31)	00155000
	WRITE (3,200) (TOTAL SINCSY=9,11,1=1,3)	00155000
	WRITE (3,210) (TOTAL SINCSY=7,11,1=1,3)	00155000
	WRITE (3,220) (TOTAL SINCSY=8,11,1=1,3)	00155000
	CALL HEADS	00155000
	WRITE (3,300)	00155000
300	FORMATIM /// IM .40K,35M PEACETIME COST AND STRENGTH SUMMARY,	00155000
	021K,0MSUBPAGE 2/	00155000
	01M .40K,35M-1///IM .40K,0M COMBAT ,7K,0M SUPPORT,7K,0M TOTAL /	00155000
	01M .40K,311M-----,5M1///IM .21K,10M PRESENT WORTH NP/	00155000
	01M .10K,30M INITIAL INVESTMENT + 10 YEARS OPERATING//	00155000
	I = NCST = 1	00155000
	J = NCST = 4	00155000
	L = NCST = 8	00155000
	DR = DSCNT(0.100,10)	00155000
	DO 310 K = 1,3	00155000
310	TOTALS(I,K) = TOTALS(J,K) + DR * TOTALS(L,K)	00155000
	WRITE (3,320) (TOTALS(I,K),K=1,3)	00155000
320	FORMATIM .124,26M DISCOUNTED AT 10 PERCENT,6K,315K,P10.31//)	00156000
	DR = DSCNT(0.090,10)	00156000
	DO 330 K = 1,3	00156000
330	TOTALS(I,K) = TOTALS(J,K) + DR * TOTALS(L,K)	00156000
	WRITE (3,340) (TOTALS(I,K),K=1,3)	00156000
340	FORMATIM .124,26M DISCOUNTED AT 5 PERCENT,6K,315K,P10.31)	00157000
	DR = DSCNT(0.075,10)	00157000
	DO 350 K = 1,3	00157000
350	TOTALS(I,K) = TOTALS(J,K) + DR * TOTALS(L,K)	00157000
	WRITE (3,360) (TOTALS(I,K),K=1,3)	00157000
360	FORMATIM .124,26M DISCOUNTED AT 7.5 PERCENT,6K,315K,P10.31)	00157000
	DR = DSCNT(0.125,10)	00157000
	DO 370 K = 1,3	00157000
370	TOTALS(I,K) = TOTALS(J,K) + DR * TOTALS(L,K)	00157000
	WRITE (3,380) (TOTALS(I,K),K=1,3)	00157000
380	FORMATIM .124,26M DISCOUNTED AT 12.5 PERCENT,6K,315K,P10.31)	00158000
	DR = DSCNT(0.150,10)	00158000
	DO 390 K = 1,3	00158000
390	TOTALS(I,K) = TOTALS(J,K) + DR * TOTALS(L,K)	00158000
	WRITE (3,400) (TOTALS(I,K),K=1,3)	00158000
400	FORMATIM .124,26M DISCOUNTED AT 15 PERCENT,6K,315K,P10.31)	00159000
	DR = 15.0	00159000
	DO 410 K = 1,3	00159000
410	TOTALS(I,K) = TOTALS(J,K) + DR * TOTALS(L,K)	00159000
	WRITE (3,420) (TOTALS(I,K),K=1,3)	00159000
420	FORMATIM .124,26M DISCOUNTED	00159000
	06K,315K,P10.31)	00159000
	WRITE (3,170) (TOTALS(I,K),J=1,3)	00159000
170	FORMATIM ///IM .124,14M TOTAL STRENGTH,20K,316K,P9.31)	00159000
	WRITE (3,180) (PTS LAB(J,1),J=1,3), (NPT STA), (AVG STAB), 1=1,	00159000
	NPT STA) 1=1,3)	00159000
180	FORMATIM ///IM .124,40M WTE...PEACETIME COSTS ESTIMATED USING THIS	00159000
	05 ALL)CATION OF ALL UNITS TO PEACETIME STATIONS: /IM .30K,612K,315K	00159000
	0 /IM .30K,612K,315K)	00159000
	RETURN	00159000
	(NO	00159000
	FUNCTION DSCNT(0,ND)	00159000
		00159000
		00159000
		00159000

C
C



```

MEMBER NAME CONREP
C   DSCNT = ( 1 / (N*(1+R/N)**(N*NT2-NT1)) ) ..... 0010000J
C   ..... 0010170J
C   ..... 0010180J
C   ..... 0010190J
C   ..... 0010200J
C   ..... 0010210J
C   ..... 0010220J
C   ..... 0010230J
C   ..... 0010240J
C   ..... 0010250J
C   ..... 0010260J
C   ..... 0010270J
C   ..... 0010280J
C   ..... 0010290J
C   ..... 0010300J
C   ..... 0010310J
C   ..... 0010320J
C   ..... 0010330J
C   ..... 00103400
C   ..... 0010350J
C   ..... 0010360J
C   ..... 0010370J
C   ..... 0010380J
C   ..... 0010390J
C   ..... 0010400J
C   ..... 0010410J
C   ..... 0010420J
C   ..... 0010430J
C   ..... 0010440J
C   ..... 0010450J
C   ..... 0010460J
C   ..... 0010470J
C   ..... 0010480J
C   ..... 0010490J
C   ..... 0010500J
C   ..... 0010510J
C   ..... 0010520J
C   ..... 0010530J
C   ..... 0010540J
C   ..... 0010550J
C   ..... 0010560J
C   ..... 0010570J
C   ..... 0010580J
C   ..... 0010590J
C   ..... 0010600J
C   ..... 0010610J
C   ..... 0010620J
C   ..... 0010630J
C   ..... 0010640J
C   ..... 0010650J
C   ..... 0010660J
C   ..... 0010670J
C   ..... 0010680J
C   ..... 0010690J
C   ..... 0010700J
C   ..... 0010710J
C   ..... 0010720J
C   ..... 0010730J
C   ..... 0010740J
C   ..... 0010750J
C   ..... 0010760J
C   ..... 0010770J
C   ..... 0010780J
C   ..... 0010790J
C   ..... 0010800J
C   ..... 0010810J
C   ..... 0010820J
C   ..... 0010830J
C   ..... 0010840J
C   ..... 0010850J
C   ..... 0010860J
C   ..... 0010870J
C   ..... 0010880J
C   ..... 0010890J
C   ..... 0010900J
C   ..... 0010910J
C   ..... 0010920J
C   ..... 0010930J
C   ..... 0010940J
C   ..... 0010950J
C   ..... 0010960J
C   ..... 0010970J
C   ..... 0010980J
C   ..... 0010990J
C   ..... 0011000J

```



MEMBER NAME	CONREP	00100400
C		00100500
C	CALCULATE NUMBER OF COMBAT UNITS IN FORCE	00100600
C		00100700
	CUNIT = 0	00100800
	DO 20 I = 1, NCONST	00100900
20	CUNIT = CUNIT + FORSOL(I,1)	00101000
C		00101100
C		00101200
	TSSTRN = ABSIRLGL(NSYMB(20), NSYMB(3), NSYMB(19), NSYMB(20),	00101300
	NSYMB(10), NSYMB(14), NSYMB(37), NSYMB(37))	00101400
	• 1000.0	00101500
	TSSTRN = ABSIRLGL(NSYMB(20), NSYMB(19), NSYMB(19), NSYMB(20),	00101600
	NSYMB(10), NSYMB(14), NSYMB(37), NSYMB(37))	00101700
	• 1000.0	00101800
	TFSTRN = ABSIRLGL(NSYMB(20), NSYMB(6), NSYMB(19), NSYMB(20),	00101900
	NSYMB(10), NSYMB(14), NSYMB(37), NSYMB(37))	00102000
	• 1000.0	00102100
	PCCBTS = (TCSTRN/TFSTRN) * 100.0	00102200
	CSRATS = TCSTRN / TSSTRN	00102300
	DFSTR = TFSTRN / NDFE	00102400
	TCCOST = ABSIRLGL(NSYMB(20), NSYMB(3), NSYMB(3), NSYMB(15),	00102500
	NSYMB(19), NSYMB(20), NSYMB(37), NSYMB(37))	00102600
	• 1000.0	00102700
	TSCOST = ABSIRLGL(NSYMB(20), NSYMB(19), NSYMB(3), NSYMB(15),	00102800
	NSYMB(19), NSYMB(20), NSYMB(37), NSYMB(37))	00102900
	• 1000.0	00103000
	TFCOST = ABSIRLGL(NSYMB(20), NSYMB(6), NSYMB(3), NSYMB(15),	00103100
	NSYMB(19), NSYMB(20), NSYMB(37), NSYMB(37))	00103200
	• 1000.0	00103300
	CSRATC = TCCOST / TSCOST	00103400
	DFECST = TFCOST / NDFE	00103500
	I1 = MASK(EFFLAB(1,1) , 1)	00103600
	I2 = MASK(EFFLAB(1,1) , 2)	00103700
	I3 = MASK(EFFLAB(1,1) , 3)	00103800
	I4 = MASK(EFFLAB(1,1) , 4)	00103900
	I5 = MASK(EFFLAB(1,2) , 1)	00104000
	I6 = MASK(EFFLAB(1,2) , 2)	00104100
	TATIPP = ABSIVAL(I1, I2, I3, I4, I5, I6, NSYMB(37), NSYMB(37)) -	00104200
	RLGL(I1, I2, I3, I4, I5, I6, NSYMB(37), NSYMB(37))	00104300
	• 1000.0	00104400
	I1 = MASK(EFFLAB(2,1) , 1)	00104500
	I2 = MASK(EFFLAB(2,1) , 2)	00104600
	I3 = MASK(EFFLAB(2,1) , 3)	00104700
	I4 = MASK(EFFLAB(2,1) , 4)	00104800
	I5 = MASK(EFFLAB(2,2) , 1)	00104900
	I6 = MASK(EFFLAB(2,2) , 2)	00105000
	TAPIPP = ABSIVAL(I1, I2, I3, I4, I5, I6, NSYMB(37), NSYMB(37)) -	00105100
	RLGL(I1, I2, I3, I4, I5, I6, NSYMB(37), NSYMB(37))	00105200
	• 1000.0	00105300
	I1 = MASK(EFFLAB(3,1) , 1)	00105400
	I2 = MASK(EFFLAB(3,1) , 2)	00105500
	I3 = MASK(EFFLAB(3,1) , 3)	00105600
	I4 = MASK(EFFLAB(3,1) , 4)	00105700
	I5 = MASK(EFFLAB(3,2) , 1)	00105800
	I6 = MASK(EFFLAB(3,2) , 2)	00105900
	TIPPP = ABSIVAL(I1, I2, I3, I4, I5, I6, NSYMB(37), NSYMB(37)) -	00106000
	RLGL(I1, I2, I3, I4, I5, I6, NSYMB(37), NSYMB(37))	00106100
	• 1000.0	00106200
	I1 = MASK(EFFLAB(4,1) , 1)	00106300
	I2 = MASK(EFFLAB(4,1) , 2)	00106400
	I3 = MASK(EFFLAB(4,1) , 3)	00106500
	I4 = MASK(EFFLAB(4,1) , 4)	00106600



```

MEMBER NAME CMREP
-----
15 * MASK1 EPFLAB(4,2) , 1 ) ----- 00171000
16 * MASK1 EPFLAB(4,2) , 2 ) ----- 00172000
T400 * ABSIDVAL(11,12,13,14,15,16,NSYM(137),NSYM(137)) - 00172000
      ALGL(11,12,13,14,15,16,NSYM(137),NSYM(137)) 00172000
11 * MASK1 EPFLAB(5,1) , 1 ) ----- 00172200
12 * MASK1 EPFLAB(5,1) , 2 ) ----- 00172300
13 * MASK1 EPFLAB(5,1) , 3 ) ----- 00172400
14 * MASK1 EPFLAB(5,1) , 4 ) ----- 00172500
15 * MASK1 EPFLAB(5,2) , 1 ) ----- 00172600
16 * MASK1 EPFLAB(5,2) , 2 ) ----- 00172700
TENT * ABSIDVAL(11,12,13,14,15,16,NSYM(137),NSYM(137)) - 00172800
      ALGL(11,12,13,14,15,16,NSYM(137),NSYM(137)) 00172800
11 * MASK1 EPFLAB(6,1) , 1 ) ----- 00172900
12 * MASK1 EPFLAB(6,1) , 2 ) ----- 00173000
13 * MASK1 EPFLAB(6,1) , 3 ) ----- 00173100
14 * MASK1 EPFLAB(6,1) , 4 ) ----- 00173200
15 * MASK1 EPFLAB(6,2) , 1 ) ----- 00173300
16 * MASK1 EPFLAB(6,2) , 2 ) ----- 00173400
TCCC * ABSIDVAL(11,12,13,14,15,16,NSYM(137),NSYM(137)) - 00173500
      ALGL(11,12,13,14,15,16,NSYM(137),NSYM(137)) 00173500
C
C
C
WRITE (3,30) YCOMBT,TCSTRN,TCCOST,TATIFP ----- 00173600
P3RNAT(1M,14MCAT UNIT TYPES,6X,14,6X,6MCOMBAT,14X,F7.0,5X,6MCOMBAT) 00173700
0T,14X,F9.3,5X,6MAT IFP,14X,F7.1) 00173800
WRITE (3,40) CUNIT,TSSTRN,TCOST,TATIFP ----- 00173900
P3RNAT(1M,13MNT, CBT UNITS,7X,F7.2,3X,7MSUPPORT,13X,F7.0,5X,7MSUP) 00174000
0P3RT,13X,F9.3,5X,6MIP IFP,14X,F7.1) 00174100
WRITE (3,50) TFSM4, TFCOST, TIFP ----- 00174200
FORMAT(1M,33X,5MTOTAL,14X,F8.0,5X,5MTOTAL,15X,F9.3,5X,5MTOTAL IFP) 00174300
0,11X,F7.1) 00174400
WRITE (3,60) PCCBYS,PCCSTC,TMOR ----- 00174500
P3RNAT(1M,30X,11MPERCENT CBT,9X,F7.3,5X,11MPERCENT CBT,9X,F9.3,5X) 00174600
0,8MMOBILITY,12X,F7.1) 00174700
WRITE (3,70) CSRATS,CSRATC,TINT ----- 00174800
FORMAT(1M,30X,13MCBT/SPT RATIO,7X,F7.3,5X,13MCBT/SPT RATIO,7X,F7.3) 00174900
0,5X,12MINTELLIGENCE,9X,F7.1) 00175000
WRITE (3,80) NUPE,MPSTR,DFECST,TCCC ----- 00175100
P3RNAT(1M,7MND, DFE,13X,F7.2,3X,7MPE DFE,13X,F7.0,5X,7MPE DFE, 00175200
0,13X,F9.3,5X,3MCC,17X,F7.1) 00175300
IF (NAGGR.EQ.0) RETURN 00175400
WRITE (3,100) ----- 00175500
100 P3RNAT(1M // 1M,53X,24MSUPPORT FUNCTIONAL AREAS/ ----- 00175600
01M,53X,24(1M-1/1M,34X,AMSTRENGTH,40X,15MCOST (MILLIONS)/1M,14X, 00175700
049(1M-1),13X,49(1M-1/1M,17X,4MTHS,13X,5MFORCE,11X,12MREQUIREMENTS) 00175800
0,14X,4MTHS,13X,5MFORCE,11X,12MREQUIREMENTS/1M,4MAREA,10X,11MALTERO 00175900
0RNATIVE,5X,14MSHORT/LONGFALL,5X,14MSHORT/LONGFALL,10X,11MALTERATI 00176000
0VF,5X,14MSHORT/LONGFALL,5X,14MSHORT/LONGFALL/1M,35X,9MIPERCENT), 00176100
0,10X,9MIPERCENT),31X,9MIPERCENT),10X,9MIPERCENT)/1M,4M----,10X,11 00176200
01M-1), 00176300
0 5X,14(1M-1),5X,14(1M-1),10X,11(1M-1),5X,14(1M-1),5X,14(1M-1/ 00176400
TFASTA = 3.0 00176500
TOSTA = 0.0 00176600
TFDST = 0.0 00176700
TRDST = 0.0 00176800
TFACST = 0.0 00176900
TBACST = 0.0 00177000

```



```

MEMBER NAME CUMREP
TFDCST = 0.0
TROCST = 0.0
DJ 110 I = 1.4AGGH
I1 = MASK(AGGLAB(1),1)
I2 = MASK(AGGLAD(1),2)
TASTR = BVAL(I1,I2,NSYM4(19),NSYMB(20),NSYMB(18),NSYPR(37),
NSYM4(37),NSYM4(37))
*
* -RLGL(I1,I2,NSYM4(19),NSYMB(20),NSYMB(18),NSYPR(37),
NSYM4(37),NSYM4(37))
*
TASTM = TASTR * 1000.0
TTASTR = TTASTR + TASTR
IF (FDEVSW.EQ.1) GO TO 140
FDSTR = BVAL(I1,I2,NSYM3(19),NSYMB(20),NSYMB(18),NSYPR(6),
NSYM3(4),NSYMB(37))
*
* -RLGL(I1,I2,NSYM3(19),NSYMB(20),NSYMB(18),NSYPR(6),
NSYM3(4),NSYMB(37))
*
FDSTR = FDSTR * 1000.0
PCFSTR = 0.0
DENOM = TASTR - FDSTR
IF (DENOM.NE.0.0) PCFSTR = FDSTR / DENOM * 100.0
GO TO 150
140 FDSTR = BVAL(2,I1,I2,NSYMB(19),NSYMB(20),NSYMB(18),NSYMB(37),
NSYM4(37),NSYMB(37))
*
* -RLGL(2,I1,I2,NSYMB(19),NSYMB(20),NSYMB(18),NSYMB(37),
NSYM4(37),NSYMB(37))
*
FDSTR = FDSTR * 1000.0
DENOM = FDSTR
TBASTR = TBASTR + FDSTR
FOSTR = TASTR - FDSTR
PCFSTR = 999.9
IF (DENOM.NE.0.0) PCFSTR = FOSTR / DENOM * 100.0
150 TFDCST = TFDCST + FOSTR
RDSTR = BVAL(I1,I2,NSYM5(19),NSYMB(20),NSYMB(18),NSYPR(18),
NSYM5(4),NSYMB(37))
*
* -RLGL(I1,I2,NSYM5(19),NSYMB(20),NSYMB(18),NSYPR(18),
NSYM5(4),NSYMB(37))
*
RDSTR = RDSTR * 1000.0
TRDSTR = TRDSTR + RDSTR
PCRSTR = 0.0
DENOM = TASTR - RDSTR
IF (DENOM.NE.0.0) PCRSTR = RDSTR / DENOM * 100.0
TACST = BVAL(I1,I2,NSYM4(3),NSYMB(19),NSYMB(20),NSYPR(37),
NSYM4(37),NSYM4(37))
*
* -RLGL(I1,I2,NSYM4(3),NSYMB(19),NSYMB(20),NSYPR(37),
NSYM4(37),NSYM4(37))
*
TTACST = TTACST + TACST
IF (FDEVSW.EQ.1) GO TO 160
FDCST = BVAL(I1,I2,NSYM4(3),NSYMB(19),NSYMB(20),NSYPR(6),
NSYM4(4),NSYM4(37))
*
* -RLGL(I1,I2,NSYM4(3),NSYMB(19),NSYMB(20),NSYPR(6),
NSYM4(4),NSYM4(37))
*
PCFCST = 0.0
DENOM = TACST - FDCST
IF (DENOM.NE.0.0) PCFCST = FDCST / DENOM * 100.0
GO TO 170
160 FDCST = BVAL(2,I1,I2,NSYM4(3),NSYMB(19),NSYMB(20),NSYMB(37),
NSYM4(37),NSYMB(37))
*
* -RLGL(2,I1,I2,NSYM4(3),NSYMB(19),NSYMB(20),NSYMB(37),
NSYM4(37),NSYMB(37))

```

```

00177400
00177500
00177600
00177700
00177800
00177900
00178000
00178100
00178200
00178300
00178400
00178500
00178600
00178700
00178800
00178900
00179000
00179100
00179200
00179300
00179400
00179500
00179600
00179700
00179800
00179900
00180000
00180100
00180200
00180300
00180400
00180500
00180600
00180700
00180800
00180900
00181000
00181100
00181200
00181300
00181400
00181500
00181600
00181700
00181800
00181900
00182000
00182100
00182200
00182300
00182400
00182500
00182600
00182700
00182800
00182900
00183000
00183100

```



```

MEMBER NAME CONREP
* NSYMB(37),NSYMB(37))
-----
DENOM = FDCST
T8ACST = T8ACST + FDCST
FDCST = TACST - FDCST
PCFCST = 999.9
IF (DENOM.NE.0.0) PCFCST = FDCST / DENOM * 100.0
170 TFOCST = TFOCST + FDCST
RDCST = BVAL(11,12,NSYMB( 3),NSYMB(19),NSYMB(20),NSYMB(18),
* NSYMB( 4),NSYMB(37))
* -RLGL(11,12,NSYMB( 3),NSYMB(19),NSYMB(20),NSYMB(18),
* NSYMB( 4),NSYMB(37))
-----
TRDCST = TRDCST + RDCST
PCRCST = 0.0
DENOM = TACST - RDCST
IF (DENOM.NE.0.0) PCRCST = RDCST / DENOM * 100.0
WRITE (3,120) AGGLAB(1),TASTR,FDSTR,PCFSTR,RDSTR,PCRSTR,
* TACST,FDCST,PCFCST,RDCST,PCRCST
120 FORMAT(1H ,1X,A2,1X,10X,F7.0,9X,F7.0,1X,1H(,F5.1,1H),4X,F7.0,1X,
*1H(,F5.1,1H),10X,F9.3,5X,F9.3,1X,1H(,F5.1,1H),2X,F9.3,1X,1H(,F5.1,
*1H))
110 CONTINUE
C
IF (FDEVSH.EQ.1) GO TO 180
PCFSTR = 0.0
DENOM = TTASTR - TFDSTR
IF (DENOM.NE.0.0) PCFSTR = TFDSTR / DENOM * 100.0
GO TO 190
180 PCFSTR = 999.9
IF (TBASTR.NE.0.0) PCFSTR = TFDSTR / TASTR * 100.0
190 PCRSTR = 0.0
DENOM = TTASTR - TRDSTR
IF (DENOM.NE.0.0) PCRSTR = TRDSTR / DENOM * 100.0
IF (FDEVSH.EQ.1) GO TO 200
PCFCST = 0.0
DENOM = TTACST - TFOCST
IF (DENOM.NE.0.0) PCFCST = TFOCST / DENOM * 100.0
GO TO 210
200 PCFCST = 999.9
IF (TBACST.NE.0.0) PCFCST = TFOCST / TBACST * 100.0
210 PCRCST = 0.0
DENOM = TTACST - TRDCST
IF (DENOM.NE.0.0) PCRCST = TRDCST / DENOM * 100.0
WRITE (3,130) TTASTR,TFDSTR,PCFSTR,TRDSTR,PCRSTR,
* TTACST,TFOCST,PCFCST,TRDCST,PCRCST
130 FORMAT(1H ,14X,7(1H-),9X,7(1H-),12X,7(1H-),18X,9(1H-),5X,9(1H-),
*13X,9(1H-)/
* 1H ,5HTCTAL,9X,F7.0,9X,F7.0,1X,1H(,F5.1,1H),4X,F7.0,1X,
*1H(,F5.1,1H),13X,F9.3,5X,F9.3,1X,1H(,F5.1,1H),2X,F9.3,1X,1H(,F5.1,
*1H))
RETURN
END
-----
SUBROUTINE LPRDJP
C OVERLAY(LPRDJP,14,0)
C PROGRAM LPRDJP
C PFDREP 3.0 -- 5 MAY 1970
C READS NON-NILL COL AND ROW INFO FROM OPTIMA RECORD INTO ST
COMMON/ANS/4(3,2500)
COMMON/CUMNO/10(16)
-----
00183200
00183300
00183400
00183500
00183600
00183700
00183800
00183900
00184000
00184100
00184200
00184300
00184400
00184500
00184600
00184700
00184800
00184900
00185000
00185100
00185200
00185300
00185400
00185500
00185600
00185700
00185800
00185900
00186000
00186100
00186200
00186300
00186400
00186500
00186600
00186700
00186800
00186900
00187000
00187100
00187200
00187300
00187400
00187500
00187600
00187700
00187800
00187900
00188000
00188100
00188200
00188300
00188400
00188500
00188600
00188700
00188800
00188900
00189000

```



MEMBER NAME	CONREP	
	COMMON/STAT/NCOL(3),NRJW(3),CREAD(3)	0018700
	COMMON/RNS/RMAT(5,4000)	00189100
	COMMON/HEAD/ITITLE(33,3),IPAGE	00187200
	DIMENSION I(5,4000),IROW(2)	00189300
	DIMENSION IA(3,2500),IDENT(2),IRASE(2),ICOL(2),NI(2),IND(2)	00187400
	EQUIVALENCE (I,4)	00187500
	EQUIVALENCE (IR,RMAT)	00189600
	LOGICAL CREAD	00187700
	DATA IDENT/4HCOLU,3HMS/,IRMS/3HRMS/,IBL/1H /,IDENTR/4HROWS/	00187800
	/ OPTIMA RECORD / IS ON LTAPE.	00189900
C	LPTAPE = IOTA(1)	00190000
	MCASE = IOTA(2)	00190100
	REWIND LPTAPE	00190200
C	READ OPTIMA RUN TITLE FOR MCASE.	00190300
	READ(LPTAPE,36) (ITITLE(1,MCASE),I=1,33)	00190400
C	****FORMAT INSERTED 5 MAY 1970	00190500
	36 FORMAT(22X,14A4/15X,7A4,24X,2A4,A2,16X,2A4,A2//52X,5A4,A1)	00190600
C	****FORMAT PRIOR TO 5 MAY 1970	00190700
	36 FORMAT(2X,25A4,/15X,8A4)	00190800
C	FIRST READ THE COLS INFO ALTHOUGH IT FOLLOWS ROWS INFO ON	00190900
C	LPTAPE.	00191000
C	SET 1ST COL READ WORD OFF = 0.	00191100
C	SET NO. COLS. STORED COUNTER FOR CASE.	00191200
	LLOG = 0	00191300
	IF(MCASE.EQ.1) MCOL = 0	00191400
	IF(MCASE.GT.1) MCOL = MCOL(MCASE - 1)	00191500
C	SEARCH FOR BEGINNING OF COLS SECTION OF OPTIMA RECORD.	00191600
	50 READ(LPTAPE,100) ICOL(1),ICOL(2)	00191700
100	FORMAT(2X,2A4)	00191800
	IF(ICOL(1).NE.IDENT(1)) GO TO 50	00191900
	IF(ICOL(2).NE.IDENT(2)) GO TO 50	00192000
C	WHEN COLS LINE FOUND SKIP NEXT 3 LINES.	00192100
	READ(LPTAPE,100) ICOL(1),ICOL(2)	00192200
	READ(LPTAPE,100) ICOL(1),ICOL(2)	00192300
	READ(LPTAPE,100) ICOL(1),ICOL(2)	00192400
C	READ UP TO 47 COLUMN VARIABLES ON / PAGE /.	00192500
	DO 180 I=1,47	00192600
C	TEST FOR 1ST COL READ.	00192700
	IF(LLOG.NE.0) GO TO 161	00192800
C	160 READ(LPTAPE,159)	00192900
	160 READ(LPTAPE,159,END=220)	00193000
	* ICOLF,N1(1),N121,N122,N123,N124,IND(1),IND(2),VALUE	00193100
	159 FORMAT(2X,16,10X,A4,2A1,1X,2A1,12X,2A4,1X,F10.0)	00193200
C	1ST COL HAS BEEN READ, SO LLOG ON = 1.	00193300
	LLOG = 1	00193400
C	KJ OF LAST ROW IS KJ OF 1ST COL MINUS 1.	00193500
	LASTR = ICOLF - 1	00193600
	GO TO 162	00193700
C	161 READ(LPTAPE,140)	00193800
	161 READ(LPTAPE,140,END=220)	00193900
	* N1(1),N121,N122,N123,N124,IND(1),IND(2),VALUE	00194000
	140 FORMAT(18X,A4,2A1,1X,2A1,12X,2A4,1X,F10.0)	00194100
C	**** NOTE CDC EOF TEST.	00194200
C	162 IF(EOF,LPTAPE) 220,150	00194300
C	HERE IF PREMATURE END OF LPTAPE ENCOUNTERED.	00194400
	220 PRINT 30,MCASE	00194500
	30 FORMAT(27H BAD OPTIMA RECORD FOR CASE,13,13H--JOB KILLED.)	00194600
	STOP	00194700

MEMBER NAME	CONREP	
162.	CONTINUE	00194800
C	IF RHS ID FOUND, LAST COL HAS BEEN READ.	00194900
C	150 IF(IND(1).EQ.1745) GO TO 200	00195000
C	DO NOT STORE ANY ZERO-VALUED BETAS.	00195100
C	IF(VALUE.EQ.0.0) GO TO 180	00195200
C	N1(2) = NAME4(N121,N122,N123,N124)	00195300
C	ADVANCE NON-ZERO BETA COUNTER.	00195400
C	MCOL = MCOL + 1	00195500
C	CHECK FOR BETA STORAGE OVERFLOW.	00195600
C	IF(MCOL.GT.2500) GO TO 230	00195700
C	STORE COLUMN NAME.	00195800
C	IB(1,MCOL) = N1(1)	00195900
C	IB(2,MCOL) = N1(2)	00196000
C	STORE BETA VALUE.	00196100
C	A(3,MCOL) = VALUE	00196200
C	180 CONTINUE	00196300
C	GO TO 50	00196400
C	SAVE LOCATION OF LAST WORDS USED FOR THIS CASE COLS.	00196500
C	200 MCOL(MCASE) = MCOL	00196600
C	PRINT 32,MCASE,MCOL(MCASE)	00196700
C	32 FORMAT(5X,4MCASE,13,184, NON-ZERO BETAS =,18,12M CUMULATIVE.)	00196800
C	NOW EXTRACT ROWS INFO.	00196900
C	REWIND LPTAPE	00197000
C	SET ROWS STORED COUNTER FOR THIS CASE.	00197100
C	IF(MCASE.EQ.1) MROW = 0	00197200
C	IF(MCASE.NE.1) MROW = MROW(MCASE-1)	00197300
C	SEARCH FOR ROWS SECTION.	00197400
C	55 READ(LPTAPE,100) ICOL(1),ICOL(2)	00197500
C	55 READ(LPTAPE,100,END=220) ICOL(1),ICOL(2)	00197600
C	***** NOTE CODE EOF TEST.	00197700
C	IF(EOF,LPTAPE) 220,800	00197800
C	CHECK FOR INTO COLS SECTION, SHOULD NEVER HAPPEN, BUT---	00197900
C	800 IF((ICOL(1).EQ.IDENT(1)).AND.(ICOL(2).EQ.IDENT(2))) GO TO 899	00198000
C	IF LINE OF ROWS, READ ANOTHER LINE.	00198100
C	IF(ICOL(1).NE.IDENT(1)) GO TO 55	00198200
C	IF LINE IS ROWS, SKIP 3 LINES.	00198300
C	READ(LPTAPE,100) IROW(1),IROW(2)	00198400
C	READ(LPTAPE,100) IROW(1),IROW(2)	00198500
C	READ(LPTAPE,100) IROW(1),IROW(2)	00198600
C	READ UP TO 47 ROW VARIABLES PER PAGE.	00198700
C	D0 880 I=1,47	00198800
C	READ(LPTAPE,145) KJROW,N1(1),N121,N122,N123,N124,RLGL,PI,VALUE	00198900
C	READ(LPTAPE,145,END=220)	00199000
C	KJROW,N1(1),N121,N122,N123,N124,RLGL,PI,VALUE	00199100
C	145 FORMAT(2X,16,10X,A4,211,1X,2A1,21X,F10.0,10X,F10.0,8X,F10.0)	00199200
C	EOF SHOULD NEVER HAPPEN--IF DOES, GO KILL JOB.	00199300
C	***** NOTE CODE EOF TEST.	00199400
C	IF(EOF,LPTAPE) 220,850	00199500
C	IF ALL THREE ROW VALUES = 0.0, STORE NOTHING.	00199600
C	850 IF(PI.EQ.0.0.AND.VALUE.EQ.0.0.AND.RLGL.FQ.0.0) GO TO 890	00199700
C	N1(2) = NAME4(N121,N122,N123,N124)	00199800
C	ADVANCE ROWS STORED COUNTER.	00199900
C	MROW = MROW + 1	00200000
C	CHECK FOR ROW STORAGE OVERFLOW.	00200100
C	IF(MROW.GT.4000) GO TO 235	00200200
C	STORE ROW NAME.	00200300
C	IR(1,MROW) = N1(1)	00200400
C	IR(2,MROW) = N1(2)	00200500

MEMBER NAME	CONREP		
C		STORE PI VALUE.	00200600
	RMAT(3,MROW) = PI		00200700
C		STORE RMS-VALUE.	00200800
	RMAT(4,MROW) = VALUE		00200900
C		STORE LOGICAL VALUE.	00201000
	RMAT(5,MROW) = RLGL		00201100
C		CHECK FOR PRE-DETERMINED LAST ROW.	00201200
	890 IF(KJROW.EQ.LASTR) GO TO 899		00201300
	880 CONTINUE		00201400
	GO TO 55		00201500
C		SAVE LOCATION OF LAST WORDS USED FOR CASE ROW STORAGE.	00201600
	899 MROW(MCASE) = MROW		00201700
	PRINT 34,MCASE,MROW(MCASE)		00201800
	34 FORMAT(5X,4MCASE,13,254, NON-ZERO PI, R, OR LGL=,18,		00201900
	* 12H CUMULATIVE.)		00202000
C		TURN ON CASE READ WORD.	00202100
	CREAD(MCASE) = .TRUE.		00202200
	RETURN		00202300
	230 PRINT 31,MCASE		00202400
	31 FORMAT(40H BETA STORAGE OVERFLOW--JOB KILLED. CASE,13,1H.)		00202500
	STOP		00202600
	235 PRINT 33,MCASE		00202700
	33 FORMAT(40H ROWS STORAGE OVERFLOW--JOB KILLED. CASE,13,1H.)		00202800
	STOP		00202900
	END		00203000
<hr/>			
		SUBROUTINE LPRDMP	00203100
C		OVERLAY(LPRDMP,15,0)	00203200
C		PROGRAM LPRDMP	00203300
C		PFDRP 1.4 -- 9 MARCH 1970	00203400
C		READS ROW AND COL INFO FROM AN MPS360 RELATED SOLUTION	00203500
C		FILE INTO PFDRP STORAGE.	00203600
		COMMON/ANS/4(3,2500)	00203700
		COMMON/COM40/IOTA(16)	00203800
		COMMON/STAT/NCOL(3),MROW(3),CREAD(3)	00203900
		COMMON/RNS/RMAT(5,4000)	00204000
		COMMON/HEDD/ITITLE(33,3),IPAGE	00204100
		DIMENSION IR(5,4000),IB(3,2500),IDENTC(2),NI(2),VALS(3),N(3)	00204200
		EQUIVALENCE (VALS(1),RACT), (VALS(2),SLACK), (VALS(3),PIVS)	00204300
		EQUIVALENCE (IB,A), (IR,RMAT)	00204400
		LOGICAL CREAD	00204500
		DATA IDENTR/4MROWS/, IDENTC/4NCOLU,4HMNS /	00204600
		DATA NEG/1H-/, IBLNK/1H /	00204700
		LPTAPE = IOTA(1)	00204800
		MCASE = IOTA(2)	00204900
C		READ MPS360 RUN TITLE FROM INPUT CARDS.	00205000
		READ(1,1) (ITITLE(1,MCASE),I=1,33)	00205100
	1	FORMAT(1X,17A4)	00205200
C		MPS360 SOLUTION IS ON LPTAPE.	00205300
		REWIND LPTAPE	00205400
C		SET ROWS STORED COUNTER FOR THIS CASE.	00205500
		MROW = 0	00205600
		IF(MCASE.NE.1) MROW = MROW(MCASE-1)	00205700
C		READ TO ROWS SECTION.	00205800
C	100	READ(LPTAPE,2) NI(1)	00205900
	100	READ(LPTAPE,2,END=999) NI(1)	00206000
	2	FORMAT(1X,A4)	00206100
C		SHOULD NOT ENCOUNTER EOF.	00206200
C		IF(EOF,LPTAPE) 900,101	00206300

MEMBER NAME	CUNREP	
C	SHOULD ENCOUNTER ROWS.	00206400
C	101 IF(NI(1),NE.IDENTR) GO TO 100	00206500
C	HERE WHEN AND IF ROWS SECTION FOUND.	00206600
C	SO NOW READ ROW INFO.	00206700
C	200 READ(LPTAPE,3) NI(1),NI(2),RACT,SLACK,PIVS	00206800
C	FORMAT(1X,A4,A4,9X,F13.5,2X,F13.5,1X,F13.5)	00206900
C	CHECK FOR INTO COLS SECTION YET.	00207000
C	IF(NI(1),E).IDENTC(1) GO TO 300	00207100
C	COMPUTE RHS VALUE.	00207200
C	RHS = RACT + SLACK	00207300
C	IF ALL ROW VALUES = 0.0, STORE NOTHING FOR ROW.	00207400
C	IF(RHS.EQ.0.0.AND.SLACK.EQ.0.0.AND.PIVS.EQ.0.0) GO TO 200	00207500
C	OTHERWISE ADVANCE ROW COUNTER.	00207600
C	MROW = MROW + 1	00207700
C	CHECK FOR ROW STORAGE OVERFLOW.	00207800
C	IF(MROW.GT.4000) GO TO 910	00207900
C	STORE ROW NAME.	00208000
C	IR(1,MROW) = NI(1)	00208100
C	IR(2,MROW) = NI(2)	00208200
C	STORE PI VALUE.	00208300
C	RMAT(3,MROW) = PIVS	00208400
C	STORE RHS VALUE.	00208500
C	RMAT(4,MROW) = RHS	00208600
C	STORE LOGICAL VALUE.	00208700
C	RMAT(5,MROW) = SLACK	00208800
C	READ NEXT RECORD.	00208900
C	GO TO 200	00209000
C	HERE WHEN COLUMNS SECTION ENCOUNTERED.	00209100
C	SAVE INDEX OF LAST WORDS USED FOR ROW STORAGE.	00209200
C	300 MROW(MCASE) = MROW	00209300
C	SET COLUMNS STORED COUNTER FOR THIS CASE.	00209400
C	NCOL = 0	00209500
C	IF(MCASE.NE.1) NCOL = NCOL(MCASE-1)	00209600
C	NOW READ COLS INFO.	00209700
C	310 READ(LPTAPE,4) NI(1),NI(2),VALS(1),NI(1)	00209800
C	310 READ(LPTAPE,4,END=800) NI(1),NI(2),VALS(1)	00209900
C	FORMAT(1X,A4,A4,F13.5)	00210000
C	IF(EOF,LPTAPE) 800,320	00210100
C	DO NOT STORE 0.0 VALUE BETA.	00210200
C	320 IF(VALS(1).EQ.0.0) GO TO 310	00210300
C	CHECK FOR NEGATIVE VALUE.	00210400
C	IF(V(1).EQ.NEG) VALS(1) = (-1.0) * VALS(1)	00210500
C	ADVANCE COLUMNS STORED COUNTER.	00210600
C	NCOL = NCOL + 1	00210700
C	CHECK FOR BETA STORAGE OVERFLOW.	00210800
C	IF(MCOL.GT.2500) GO TO 920	00210900
C	STORE COLUMN NAME.	00211000
C	IB(1,MCOL) = NI(1)	00211100
C	IB(2,MCOL) = NI(2)	00211200
C	STORE BETA VALUE.	00211300
C	A(3,MCOL) = VALS(1)	00211400
C	READ NEXT RECORD.	00211500
C	GO TO 310	00211600
C	HERE IF BOTH ROWS AND COLS BOTH READ.	00211700
C	SAVE INDEX OF LAST COL STORAGE WORDS USED.	00211800
C	800 NCOL(MCASE) = NCOL	00211900
C	PRINT STORAGE STATISTICS.	00212000
C	PRINT 32,MCASE,NCOL(MCASE),MCASE,MROW(MCASE)	00212100

MEMBER NAME CONREP	
32 FORMAT(5X,4MCASE,13,18H. NON-ZERO BETAS =,18,12H CUMULATIVE./	00212200
* 5X,4MCASE,13,25H. NON-ZERO PI, B, OR LGL=,18,	00212300
* 12H CUMULATIVE.)	00212400
C TURN ON CASE READ WORD.	00212500
CREAD(MCASE) = .TRUE.	00212600
RETURN	00212700
C HERE IF PREMATURE END OF FILE ON LPTAPE.	00212800
900 PRINT 33,MCASE	00212900
30 FORMAT(29H BAD MPS360 SOLUTION FOR CASE,13,13H--JOB KILLED.)	00213000
STOP	00213100
910 PRINT 33,MCASE	00213200
33 FORMAT(40H ROWS STORAGE OVERFLOW--JOB KILLED. CASE,13,1H.)	00213300
STOP	00213400
920 PRINT 31,MCASE	00213500
31 FORMAT(40H BETA STORAGE OVERFLOW--JOB KILLED. CASE,13,1H.)	00213600
STOP	00213700
END	00213800
SUBROUTINE SUPORT	00213900
C OVERLAY(SUPORT,7,0)	00214000
C PROGRAM SUPORT	00214100
C	00214200
C	00214300
COMMON /DESCRP/STRNTH(760),DTM(760),COST(760)	00214400
COMMON /EFF/NEFF,EFFLNB(6,3),EFF(60,6)	00214500
COMMON /FORSOL/FORSOL(760,2),IFRSOL(760,2)	00214600
COMMON /LINE/LINE,ISBPAG	00214700
COMMON /REQFAC/COEF(8000),KJCOEF(8000),NANZ,NBNZ	00214800
COMMON /RESOLU/NCOMBT,VSUPRT,NPRAM,NPRAMU	00214900
COMMON /SYMBOL/NSYMB(37)	00215000
COMMON /TITLE/TITLE(8),ISRC(3),ITPSN(2)	00215100
COMMON /ILOC10/ILOC10	00215200
COMMON /CHECKX/ITEST(25)	00215300
C	00215400
INTEGER DTM,DTMI	00215500
C	00215600
DATA IBLANK/ 4H /	00215700
C	00215800
DO 40 I = 1,8	00215900
40 TITLE(I) = IBLANK	00216000
DO 60 I = 1,3	00216100
60 ISRC(I) = IBLANK	00216200
DO 70 I = 1,2	00216300
70 ITPSN(I) = IBLANK	00216400
REWIND 10	00216500
ILOC10 = 0	00216600
IPOINT = 0	00216700
NUNIT = NCOMBT + NSUPRT	00216800
NCDEF = NANZ + NBNZ	00216900
ISBPAG = 0	00217000
CALL SHEAD	00217100
C	00217200
DO 10 I = 1,NUNIT	00217300
SJB1 = 0.0	00217400
SJB2 = 0.0	00217500
IF (LINE+1.GT.60) CALL SHEAD	00217600
WRITE (3,50)	00217700
50 FORMAT(1H)	00217800
LINE = LINE + 1	00217900

```

MEMBER NAME CONREP
-----
DTMI = DTMI(I)
CALL BRK3DG(DTMI, I1, I2, I3)
IX = NSYMB(19)
IF (I.LE.NCONBT) IX = NSYMB(13)
PII = PIVAL(IX, I1, I2, I3, NSYMB(37), NSYMB(37),
* NSYMB(37), NSYMB(37))
SHORT = -BETA(IX, I1, I2, I3, NSYMB(18), NSYMB(19),
* NSYMB(37), NSYMB(37))
RLONG = BETA(IX, I1, I2, I3, NSYMB(19), NSYMB(12),
* NSYMB(37), NSYMB(37))
REQDEV = SHORT + RLONG
TJSOLX = FORSOL(I, I) - REQDEV
IF (TUSOLX.GT.0.0) PCREQ = FORSOL(I, I) / TUSOLX
IF (TJSOLX.GT.0.0) PCDEV = REQDEV / TUSOLX * 100.0
PIX = PII
IF (I.GT.NCONBT.AND.PCREQ.GT.0.0) PIX = PII / PCREQ
IF (ITEST(1).EQ.1) GO TO 80
CALL TGSPT(I)
IF (LINE+1.GT.60) CALL SHEAD
80 ISTR = STRNTH(I)
WRITE (3,90) DTMI, (ITITLE(J), J=1,8), FORSOL(I, I), REQDEV, PCDEV,
* ISTR, COST(I), PIX
90 FFORMAT(1H, I3, I1, 7A4, 42, I1, F7.3, I1, F8.3, I1, F6.1, I1, I5, I1, F7.3,
* I1, F7.3)
LINE = LINE + 1
IND = 0
C
20 IF (IPOINT+1.GT.NCOEF) RETURN
CALL KJUNPS(IPOINT+1, K, L)
IF (K.NE.DTMI) GO TO 110
IPOINT = IPOINT + 1
IND = IND + 1
CALL KJUNPS(IPOINT, K, L)
JX = KJGETS(L)
CALL BRK3DGL(I1, I2, I3)
PII = PIVAL(NSYMB(19), I1, I2, I3, NSYMB(37), NSYMB(37),
* NSYMB(37), NSYMB(37))
SHORT = -BETA(NSYMB(19), I1, I2, I3, NSYMB(18), NSYMB(19),
* NSYMB(37), NSYMB(37))
RLONG = BETA(NSYMB(19), I1, I2, I3, NSYMB(18), NSYMB(12),
* NSYMB(37), NSYMB(37))
REQDEV = SHORT + RLONG
TUSOLX = FORSOL(JX, I) - REQDEV
IF (TUSOLX.GT.0.0) PCREQ = FORSOL(JX, I) / TUSOLX
IF (TJSOLX.GT.0.0) PCDEV = REQDEV / TUSOLX * 100.0
PIX = PII
IF (PCREQ.GT.0.0) PIX = PII / PCREQ
PCREQ = ABS(PCREQ)
SUBT = COEF(IPOINT) * FORSOL(I, I)
SUBTU = SUBT
IF (REQDEV.NE.0.0) SUBTU = PCREQ * SUBT
SUBS = SUBT * STRNTH(JX)
SUB1 = SUB1 + SUBS
SUBSU = SUBS
IF (REQDEV.NE.0.0) SUBSU = PCREQ * SUBS
SUB2 = SUB2 + SUBSU
CPI = -0.1 * SUBT * PII
IF (ITEST(1).EQ.1) GO TO 100

```



```

MEMBER NAME CONREP
100 CALL TGSPT( JX )
IF (LINE+1.GT.60) CALL SHEAD
LINE = LINE + 1
ISTR = STRMTH(JX)
WRITE (3,30) L,(ITITLE(J),J=1,8),FDRSOL(JX,1),REQDEV,PCDEV,
* ISTR ,COST(JX),PIX,COFF(IPOINT),SUBT,SUBTU,
* SUBS,SUBSU,CPI
30 FORMAT(1H , 13,1X,744,42,1X,F7.3,1X,F8.3,1X,F6.1,1X,15 ,1X,
* F7.3,1X,F7.3,3X,F8.6,1X,F7.3,1X,F7.3,1X,F7.0,1X,F7.0,1X,
* F7.3)
GO TO 20
C
110 IF (IND.EQ.3) GO TO 13
IF (LINE+2.GT.60) CALL SHEAD
LINE = LINE + 2
WRITE (3,130) SJA1,SUB2
130 FORMAT(1H ,108X,2(8H-----) /1H ,108X,F7.0,1X,F7.0)
C
10 CONTINUE
C
C
RETURN
END
SUBROUTINE SHEAD
COMMON /LINE/LINE,ISBPAG
ISBPAG = ISBPAG + 1
CALL HEADS
WRITE (3,10) ISBPAG
10 FORMAT(1H //1H ,53X,194UNIT SUPPORT REPORT,39X,7MSUBPAGE,14//
*1H ,30X,14HSUPPORTED UNIT/1H ,29X,16(1H-)/1H ,29X,16PSUPPORTING UNJ022050J
*ITS,51X,22MDIRECT UNIT ALLOCATION/1H ,92X,31(1H-)/1H ,40(1H-), J022000J
*17X,51UNITS,10X,8HSTRENGTH,4X,7M10 P.C./1H ,43X,15HRECT DEVIATION0022070J
*15X,7HLP MAR-,3X,7HCOEF OF,2X,15(1H-),1X,15(1H-),2X,4HCOEF/ J022000J
*1H ,36X,4HSOLV,3X,15(1H-),1X,4HUNIT,4X,4HUNIT,3X,5HGINAL,4X,7HALLUJ022060J
*CA-,2X,2(16MND REQ UNIFORM ),1X,6HMARGNL/1H ,3HDTM,13X,5HTITLE, 0022700J
*15X,5HVALUE,3X,5HVALUE,3X,
* 6HPERCNT,1X,4HSTRN,4X,4HCOST,3X,5HVALUE,6X,4HTION, J022720J
*4X,2(5HDEVTN,2X,7HREQ DEV,2X),5HVALUE/1H ,3(1H-),1X,30(1H-),1X, 0022730J
*7(1H-),1X,5(1H-),1X,6(1H-),1X,5(1H-),1X,7(1H-),1X,7(1H-),3X,8(1H-10J22740J
*5(1X,7H-----1//)
LINE = 21
RETURN
END
SUBROUTINE TGSPT(KJ)
C KJ = RECOND TO BE READ ON UNIT 10
C ILOC10 = RECOND LAST READ ON UNIT 10
COMMON /TITLE/ITITLE(8),ISRC(3),ITPSN(2)
COMMON /ILOC10/ILOC10
IF (KJ.NE.ILOC10) GO TO 10
BACKSPACE 10
GO TO 20
10 IF (KJ.GT.ILOC10) GO TO 30
REWIND 10
IEND = KJ - 1
IF (IEND.LE.0) GO TO 20
DO 40 I = 1,IEND
40 READ (10,50)
50 FORMAT(10X)
0022700J
0022800J
0022810J
0022820J
0022830J
0022840J
0022850J
0022860J
0022870J
0022880J
0022890J
0022900J
0022910J
0022920J
0022930J

```



	MEMBER NAME CONREP	
	GO TO 20	00229400
30	IEND = KJ - ILOC10 - 1	00229500
	IF (IEND.LE.0) GO TO 20	00229600
	DO 60 I = 1,IEND	00229700
60	READ (10,50)	00229800
20	READ (10,70) IOTM, (ITITLE(1),1-1,0), (ISRC(1),1-1,3),	00229900
	(ITPSN(1),1-1,2)	00230000
70	FORMAT(14,3X,4X,7A4,A2,2A4,A3,4X,A4,A3)	00230100
	ILOC10 = KJ	00230200
	RETURN	00230300
	END	00230400
	SUBROUTINE KJCOEF(ILOC,10,102)	00230500
	COMMON /RESFAC/CDEF(1000),KJCOEF(1000),NANZ,NONZ	00230600
	ID1 = KJCOEF(ILOC) / 1000	00230700
	ID2 = KJCOEF(ILOC) - ID1 * 1000	00230800
	RETURN	00230900
	END	00231000
	FUNCTION KJGETS(ID)	00231100
C		00231200
C	10 DEC 70	00231300
C	13 OCT 70	00231400
C		00231500
C	KJGETS IS A FORTRAN IV FUNCTION SUBPROGRAM THAT ACCEPTS AS A	00231600
C	CALLING PARAMETER AN EXTERNAL IDENTIFICATION NUMBER OF A UNIT	00231700
C	(OTM NUMBER) AND DETERMINES THE CONGEN INTERNAL IDENTIFICATION	00231800
C	NUMBER--1,2,...,NCONMT,NCONMT+1,...,NCOMBT+NSUPRT.	00231900
C	EXTERNAL UNIT ID NUMBERS ARE STORED IN COMMON ARRAY OTM(1000)	00232000
C	FOR NCONMT CONMAT MODULES, THEN FOR NSUPRT SUPPORT UNITS.	00232100
C	AN ERROR MESSAGE IS PRINTED AND CONREP EXECUTION IS	00232200
C	TERMINATED BY STOP 0004 IF PARAMETER ID IS NOT FOUND IN	00232300
C	ARRAY OTM	00232400
C		00232500
C	ID...EXTERNAL UNIT IDENTIFICATION NUMBER	00232600
C		00232700
C		00232800
C	COMMON /DESCRP/STANTM(760),OTM(760),COST(760)	00232900
C	COMMON /RESCLU/NCONMT,NSUPRT,NPRAM,NPRAMU	00233000
C		00233100
C	INTEGER OTM	00233200
C		00233300
C		00233400
C	NUNIT = NCOMBT + NSUPRT	00233500
C	DO 10 I = 1,NUNIT	00233600
C		00233700
C	IF (OTM(I).NE.ID) GO TO 10	00233800
C	KJGETS = I	00233900
C	RETURN	00234000
C		00234100
10	CONTINUE	00234200
C		00234300
C		00234400
C	PRINT 20, ID	00234500
20	FORMAT(1H1////14,42H00000 FUNCTION KJGET WAS CALLED WITH ID = ,13)24600	00234600
	*9,26H WHICH IS NOT IN ARRAY OTM)	00234700
	STOP 0004	00234800
C		00234900
C		00235000
C	END	00235100

MEMBER NAME CONREP
SUBROUTINE COVER
OVERLAY COVER 26, 31
PROGRAM COVER

26 MAY 71

THIS ROUTINE PRINTS A FIXED FORMAT COVER SHEET---1 PAGE PER CAL

DIMENSION C(1,12),D(1,12),M(1,12),P(1,12),R(1,12),N(1,12)

C
C
C
C
C
C
C
C
C
C
C
C

00230200
00230300
00230400
00230500
00230600
00230700
00230800
00230900
00231000
00231100
00231200
00231300
00231400
00231500
00231600
00231700
00231800
00231900
00232000
00232100
00232200
00232300
00232400
00232500
00232600
00232700
00232800
00232900
00233000
00233100
00233200
00233300
00233400
00233500
00233600
00233700
00233800
00233900
00234000
00234100
00234200
00234300
00234400
00234500
00234600
00234700
00234800
00234900
00235000

DATA C/ 4M 000,4M0000,2M0 :
• 4M 000,4M0000,2M0 :
• 4M00 .4M .2M00 :
• 4M00 .4M .2M00 :
• 4M00 .4M .2M :
• 4M00 .4M .2M :
• 4M00 .4M .2M :
• 4M00 .4M .2M :
• 4M00 .4M .2M :
• 4M00 .4M .2M00 :
• 4M 000,4M0000,2M0 :
• 4M 000,4M0000,2M0 /

C

DATA O/ 4M0000,4M0000,2M00 :
• 4M0000,4M0000,2M00 :
• 4M00 .4M .2M00 :
• 4M00 .4M .2M00 :
• 4M00 .4M .2M00 :
• 4M00 .4M .2M00 :
• 4M00 .4M .2M00 :
• 4M00 .4M .2M00 :
• 4M00 .4M .2M00 :
• 4M00 .4M .2M00 :
• 4M0000,4M0000,2M00 :
• 4M0000,4M0000,2M00 /

C

DATA V/ 4M00 .4M .2M00 :
• 4M00 .4M .2M00 :
• 4M0000,4M .2M00 :
• 4M0000,4M .2M00 :
• 4M00 .4M00 .2M00 :
• 4M00 .4M 00,2M00 :
• 4M00 .4M 00,2M00 :
• 4M00 .4M 0,2M00 :
• 4M00 .4M .2M00 :
• 4M00 .4M .2M00 /

C

DATA P/ 4M0000,4M0000,2M0 :
• 4M0000,4M0000,2M0 :
• 4M00 .4M .2M :
• 4M00 .4M .2M :
• 4M0000,4M00 .2M :
• 4M0000,4M00 .2M :
• 4M00 .4M .2M

```

MEMBER NAME   CONREP
-----
C
DATA R/
C
DATA R/
C
DATA R/
C
WRITE (3,1)
FORMAT(1M, //)
DO 10 I = 1,12
10 WRITE (3,2) (C1J,11,J=1,3), (O1J,11,J=1,3), (M1J,11,J=1,3),
              (F1J,11,J=1,3), (D1J,11,J=1,3), (R1J,11,J=1,3),
              (I1J,11,J=1,3)
2  FORMAT(1M, '23H,7I244,62,2H')
C
RETURN
END
SURJUTINE TL157E
OVERLAP TL157E,10,31
PROGRAM TL157E

12 NOV 71

COMMON /CHECK1/ITEST1251
COMMON /CONENT/CONENT15,201
COMMON /MSCRP/SEFANTH17601,DTHT17601,COST17601
COMMON /F315X/F315X1760,21,17601760,21
COMMON /LINE1/LINE115,15,4P5
COMMON /NPAT1/ALINE11301
COMMON /RES7L/VC0917,75UPAT,NPRA04,NPRA05
COMMON /SYN02L/MSY021371
COMMON /TITLE/TITLE101,15AC131,17654121
C

```




```

MEMBER NAME CONREP
INTEGER DTM
INTEGER SLASH/ 14/ /
C
C
REMYND 10
ISOPAG = 0
900 READ (1,903) (ICUMENT(I),J=1,20), (I=1,5)
C
CALL TMEAD
C
DO 10 I = 1, NCONRT
CALL TGLKE DTN(I)
CALL ANKJOG(DTN(I), 11, 12, 13)
PII = PIVAL(NSYM(13), 11, 12, 13, NSYM(137), NSYM(137),
NSYM(137), NSYM(137))
* IF (ITEST(11, 8), 1) GO TO 79
SHORT = -DETAINSYM(13), 11, 12, 13, NSYM(119), NSYM(137),
NSYM(137), NSYM(137)
* ALONG = DETAINSYM(13), 11, 12, 13, NSYM(112), NSYM(137),
NSYM(137), NSYM(137)
*
FORDEV = SHORT + ALONG
GO TO 100
70 FORDEV = FORSOL(1, 1) - FORSOL(1, 2)
100 IF (ITEST(11, 8), 1) GO TO 110
TJSOLK = FORSOL(1, 1) + FORDEV
IF (TJSOLK.GT.0.0) PCREQ = FORSOL(1, 1) / TJSOLK
IF (PCREQ.GT.0.0) PII = PII / PCREQ
110 TAFSTR = FORSOL(1, 1) + STANTM(I)
TAFSTR = IFRSOL(1, 1) + STANTM(I)
FDVSTR = FORDEV + STANTM(I)
LINE = LINE + 1
IF (LINE.GT.60) CALL TMEAD
DO 30 J = 1, 80
LINE(J) = NSYM(137)
CALL MOLL(STANTM(I), 5, -1, 1, 0)
CALL MOLL(COST(I), 7, 3, 7, 0)
CALL MOLL(PII, 8, 3, 15, 0)
CALL MOLL(FORSOL(1, 1), 7, 3, 24, 0)
RISOL = IFRSOL(1, 1)
CALL MOLL(RISOL, 3, -1, 32, 0)
CALL MOLL(FORDEV, 8, 3, 36, 0)
LINEX(47) = NSYM(14)
LINEX(48) = SLASH
LINEX(49) = NSYM(1)
CALL MOLL(TAFSTR, 7, -1, 54, 0)
CALL MOLL(TAFSTR, 7, -1, 62, 0)
CALL MOLL(FDVSTR, 8, -1, 70, 0)
LINEX(81) = NSYM(14)
LINEX(82) = SLASH
LINEX(83) = NSYM(1)
WRITE (3, 20) DTN(I), (ITITLE(J), J=1, 81), (ISRC(J), J=1, 3),
(LINEX(J), J=1, 86)
*
20 FORMAT(1H, '13, 14, 7A4, 82, 2A4, A3, 1X, 86A1)
10 CONTINUE
C
C
IBEG = NCONRT + 1

```

```

MEMBER NAME COVER
-----
      LEVD = YCONOT * NSUPRT
      DO 30 I = 1,REG,LEVD
      CALL TGTLEI(DTHI(1))
      CALL DAKJOSIOT(11,11,12,13)
      PII = PIVAL(NSV(119),11,12,13,NSV(137),NSV(137),
      * NSV(137),NSV(137))
      *
      IF (ITEST(11,23,1)) GO TO 120
      SHORT = DETAIN(SV(119),11,12,13,NSV(110),NSV(119),
      * NSV(137),NSV(137))
      *
      ALONG = DETAIN(SV(119),11,12,13,NSV(110),NSV(112),
      * NSV(137),NSV(137))
      *
      PURDEV = SHORT * ALONG
      GO TO 140
120  PURDEV = FORSOL(1,1) - FORSOL(1,2)
140  SHORT = DETAIN(SV(119),11,12,13,NSV(110),NSV(119),
      * NSV(137),NSV(137))
      *
      ALONG = DETAIN(SV(119),11,12,13,NSV(110),NSV(112),
      * NSV(137),NSV(137))
      *
      RPODEV = SHORT * ALONG
      TUSOLE = F3-SJL(1,1) * REJDEV
      IF (TUSOLE.GT.0.0) PCREQ = FORSOL(1,1) / TUSOLE
      IF (PCREQ.GT.3.3) PII = PII / PCREQ
      RDVSTR = REJDEV * STANTH(1)
      PDVSTR = FORDEV * STANTH(1)
      TAFSTR = FORSOL(1,1) * STANTH(1)
      TAISTR = (FASJL(1,1) * STANTH(1)
      *
      LINE = LINE + 1
      IF (LINE.GT.63) CALL YKHEAD
      DO 40 J = 1,86
40  LINEX(J) = NSV(137)
      CALL MOLL(STANTH(1),5,-1,1,0)
      CALL MOLL(COST(1),7,3,7,0)
      CALL MOLL(PII,4,3,15,7)
      CALL MOLL(FORSOL(1,1),7,3,24,0)
      RISOL = (FASJL(1,1)
      *
      CALL MOLL(RISOL,3,-1,32,0)
      CALL MOLL(FORDEV,8,3,36,0)
      CALL MOLL(REJDEV,8,3,45,0)
      CALL MOLL(TAFSTR,7,-1,56,0)
      CALL MOLL(TAISTR,7,-1,62,0)
      CALL MOLL(PDVSTR,8,-1,73,0)
      CALL MOLL(RDVSTR,8,-1,74,0)
      *
      WRITE (3,25) DTHI(1),ITITLE(J),J=1,81,(ISAC(J),J=1,3),
      * (LINEX(J),J=1,86)
      *
25  FORMAT(1H,13,1X,7A4,A2,2A4,A3,1X,86A1)
90  CONTINUE
      *
      C
      RETURN
      END
-----
SUBROUTINE YKHEAD
COMMON /CHECKX/ITEST(25)
COMMON /COMMENT/COMMENT(5,20)
COMMON /LINE/LINE,ISHPAG
ISHPAG = ISHPAG + 1
IF (ITEST(1),NE.1) CALL HEADS
IF (ITEST(1),EQ.1) CALL HEADS2
WRITE (3,40) ISHPAG,(COMMENT(I),I=1,20),I=1,5)
40  FORMAT(1H / 1H,54X,22HUNIT DEVIATIONS REPORT,37X,7HSURPAGE,14

```

MEMBER NAME CONREP		
0//S1M ,25K,23A4/1/1M ,01K,5MUNITS,23K,8MSTRENGTHM		0025040J
01M ,62K,6MUNIT,3K,2911M-1,1K,3311M-1/		0025050J
01M ,61K,7M,P 404-,1K,11MTHIS ALTFAY,19K,15MTHIS ALTERNATIVE/		0025060J
01M ,67K,6MUNIT,3K,6MUNIT,5K,5MGINAL,2K,1111M-1,2K,5MPURCE,4K,		0025070J
05MAGNTS,3K,1511M-1,2K,5MPURCE,4K,5MRONTS/		0025080J
01M ,3M01M,13K,5M7ITLE,17K,3MSRC,6K,4MS1KN,3K,4M00ST,4K,5MVALINE,		0025090J
0 3K,5MFRACT,2K,3MINT,1K,7MDEVIATN,2K,7MDEVIATN,3K,5MFRACT,4K,		0025100J
0MINT,3K,7MDEVIATN,2K,7MDEVIATN/		0025110J
01M ,311M-1,1K,3311M-1,1K,1111M-1,1K,511M-1,1K,711M-1,1K,711M-1,		0025120J
01K,7M-----,1K, 3M-----,1K,8M-----,1K,8M-----,1K,7M-----,		0025130J
01K,7M-----,1K,8M-----,1K,8M-----/1		0025140J
LINE = 20		0025150J
RETURN		0025160J
END		0025170J

SUBROUTINE TGLK(TOTN)		0025180J
	19 DEC 70	0025190J
	6 OCT 71	0025200J
		0025210J
		0025220J
PORTAN IV SUBRTINE TO RETRIEVE THE SRC NUMBER AND TITLE		0025230J
OF A UNIT FROM TAPE10 FOR USE BY TLISTX.		0025240J
		0025250J
10TN...0TN NUMBER OF A UNIT		0025260J
		0025270J
		0025280J
COMMON /TITLE/(ITITLE(1),ISRC(1),ITPSN(1))		0025290J
		0025300J
		0025310J
		0025320J
		0025330J
		0025340J
READ (10,69)JOTN, (ITITLE(1),I=1,8), (ISRC(J),J=1,3), (ITPSN(J),		0025350J
J=1,2)		0025360J
RETURN		0025370J
		0025380J
60 FORMAT(14,3K,4K,7A4,A2,2A4,A3,4K,A4,A3)		0025390J
		0025400J
C		0025410J
END		0025420J



GLOSSARY

APROG	a routine of the Battalion Slice Model
Battalion Slice Model	The Modular Force Planning System
BPROG	a routine of the Battalion Slice Model
CDC	Control Data Corporation
CONFORM	Constrained Force Model
CONFIL	CONFORM Preprocessor for CONREP
CONGEN	CONFORM Automated LP Matrix Generator
CONREP	CONFORM Automated LP Reporter
CONUS	Continental US
COSTALS	Cost Analysis System, now the Force Cost Information System (FCIS)
DFE	Division Force Equivalent
DPROG	a routine of the Battalion Slice Model
DTM Number	a 3-digit identification number used in the Battalion Slice Model
FCIS	Force Cost Information System, formerly the Cost Analysis System (COSTALS)
Handgen	Hand-prepared LP Matrix Structure input to CONGEN
IBM	International Business Machines Corporation
LP	linear programming
MPA	military pay and allowances
MPS	mathematical programming system
MPS/360	one of IBM's MPS for its 360 series computers
OMA	operation and maintenance, Army
OPTIMA	one of CDC's MPS for its 6000 series computers

PENA	procurement of equipment and missiles, Army
RHS	right hand side of LP model row
SRC Number	Standard Requirements Code number for Army units
TPSN	troop sequence number for Army units
USAMSSA	US Army Management Systems Support Agency

REFERENCES

Dept of Army, "Force Development Planning System," CSN 72-71-70, 3 April 1972. Briefly describes the Battalion Slice Model and its role in the Force Development Planning System in support of the Army Planning System.

Dept of Army, "Army Force Planning Cost Handbook," 1 October 1971.(OUO) Includes examples of output of the Cost Analysis System (COSTALS), now called the Force Cost Information System (FCIS).

Arthur Young and Company, "Modular Force Planning System (Battalion Slice)", Bethesda, Maryland, 1969.

Control Data Corporation, "Control Data 6400/6500/6600 Computer Systems OPTIMA Version 3.0 Reference Manual," Control Data Corporation, Sunnyvale, California, 1969.

IBM Corporation, "Mathematical Programming System (360A-Co-14x) 360 Version 2, Linear and Separable Programming - User's Manual," IBM Corporation, White Plains, New York, 1970.

IBM Corporation, "Mathematical Programming System/360 (360A-Co-14x) Version 2, Control Language User's Manual," IBM Corporation, White Plains, New York, 1970.

IBM Corporation, "Mathematical Programming System/360 (360A-Co-14x), Version 2, Read Communications Format (READCOMM) Program Reference Manual," White Plains, New York, 1970.

IBM Corporation, "IBM System/360 FORTRAN IV Language," New York, N. Y., 1968.

IBM Corporation, "IBM System/360 Operating System FORTRAN IV (G & H) Programmer's Guide," New York, N. Y., 1970.