

AD-748 827

1-Green
2-Calberg



COPY NO. 79

TECHNICAL MEMORANDUM 2036

ESTIMATION OF SHELL LIFE
OF
UNSTABILIZED POLYOLEFINS
FROM
THERMAL OXIDATION DATA



LEO REICH

SEPTEMBER 1972

APPROVED FOR PUBLIC RELEASE: DISTRIBUTION UNLIMITED.

PICATINNY ARSENAL
DOVER, NEW JERSEY

The findings in this report are not to be construed as an official Department of the Army position.

DISPOSITION

Destroy this report when it is no longer needed. Do not return it to the originator.

Technical Memorandum 2036

ESTIMATION OF SHELF LIFE OF
UNSTABILIZED POLYOLEFINS FROM
THERMAL OXIDATION DATA

by
Leo Reich

September 1972

Approved for public release; distribution unlimited.

Materials Engineering Division
Feltman Research Laboratory
Picatinny Arsenal
Dover, New Jersey

TABLE OF CONTENTS

	Page No.
Object	1
Summary	1
Introduction	2
Results and Discussion	3
References	6
Distribution List	18
Tables	
1 Data for autoxidation of APP	7
2 Data for autoxidation of IPP	8
3 Data for autoxidation of APB	9
Figures	
1 Carbonyl absorbance area vs time during oxidation of unstabilized atactic polypropylene (APP) at 110°C at various oxygen concentrations	10
2 Carbonyl absorbance area vs time during oxidation of APP at 120°C at various oxygen concentrations	11
3 Carbonyl absorbance area vs time during oxidation of APP at 130°C at various oxygen concentrations	12

	Page No.
4 Carbonyl absorbance area vs time during oxidation of isotactic polypropylene (IPP) at 120°C at various oxygen concentrations	13
5 Carbonyl absorbance area vs time during oxidation of IPP at 130°C at various oxygen concentrations	14
6 Carbonyl absorbance area vs time during oxidation of IPP at 140°C at various oxygen concentrations	15
7 Carbonyl absorbance area vs time during oxidation of IPP at 150°C at various oxygen concentrations	16
8A $\text{Log} (\theta^2 [O_2])$ vs reciprocal temperature $\frac{1}{T}$ for atactic and isotactic polypropylenes	17
8B $\text{Log} (\theta^2 [O_2])$ vs reciprocal temperature for atactic polybutene-1	17

OBJECT

To estimate the shelf life of unstabilized polyolefins from the extrapolation of carbonyl formation data obtained during the thermal oxidative degradation of such polyolefins.

SUMMARY

Utilizing carbonyl formation data previously obtained during the thermal oxidation of unstabilized atactic polypropylene (APP), unstabilized isotactic polypropylene (IPP) and unstabilized atactic polybutene-1 (APB) along with a semi-empirical expression, it was possible to extrapolate and obtain arbitrary induction times (θ) at relatively low temperatures. Values of θ thus obtained were correlated with changes in physical properties, i. e., intrinsic viscosity and the product of ultimate elongation (UE) and ultimate tensile strength (UTS) (a product which is often referred to as the impact index).

INTRODUCTION

Numerous attempts have been made to correlate outdoor weathering of plastics with accelerated aging (e.g., Ref 1). Generally, such correlations have been reported to be poor due to the many factors involved in the natural and artificial photochemical aging processes. Besides photochemical oxidation, various workers have employed thermal oxidation.

Thus, Grieveson and coworkers (Ref 2) investigated the effect of air oxidation of unstabilized high density polyethylene at 120° C on physical properties. They indicated that, although very little oxygen had been absorbed at the end of the induction period, considerable changes in intrinsic viscosity and flex value had occurred. For all practical purposes, therefore, it seemed that at the end of the induction period the polyethylene sample had reached also the end of its useful life. Oswald and Turi (Ref 3) studied the effect of oxidative degradation on the deterioration of physical properties of unstabilized isotactic polypropylene (in 100% oxygen at 75° C). They found that the absorption of only 1.1 mg oxygen per gram of IPP resulted in a 20% loss in properties, e.g., in the impact index. Further, these workers indicated that extrapolation of elevated temperature data to ambient temperatures was unsafe (as judged by changes in physical properties). Thus, utilizing an apparent activation energy of 30-32 kcal-mole⁻¹, a life expectancy of 6 years for IPP in air at 25° C was calculated as compared with the experimental value of approximately 16 months (based on viscosity changes).

The purpose of this report is to present a semi-empirical expression which, in conjunction with carbonyl formation data at elevated temperatures, may be used for extrapolation to obtain useful lifetime values of unstabilized polyolefins (APP, IPP, and APB) at ambient temperatures.

RESULTS AND DISCUSSION

Based on theoretical considerations previously presented (e.g., Ref 4), the following expression may be written for rate of carbonyl formation, ρ_{CO} , during polyolefin oxidation:

$$\rho_{CO} \approx C R_i t \quad (1)$$

where $C = k_3 k_6 / (k_3 + k_4)$; k 's denote rate constants; t = times; and R_i denotes initiation rate and is equal to $k_i [RH] [O_2]$ where, in turn, k_i = initiation rate constant, $[RH]$ = concentration of reactive hydrogen on polymer main chain, and $[O_2]$ = oxygen concentration in percent. [In the derivation of Equation 1, it was assumed that the term $At \ll 1$ (see Ref 5)]. Upon integrating Equation 1, there is obtained

$$[CO] = C k_i [RH] [O_2] \frac{t^2}{2} \quad (2)$$

Now, if we assume that at $t = \Theta$ (an induction time) Equation 2 is still valid, this equation becomes,

$$[CO]_{ind} = C k_i [RH] [O_2] \frac{\Theta^2}{2} \quad (2a)$$

where $[CO]_{ind}$ = carbonyl concentration during induction time Θ . When $[CO]_{ind}$ is maintained constant, the Arrhenius relation is employed, and it is assumed that $(k_3 + k_4)/k_3$ is approximately constant at various temperatures (see Ref 6) then,

$$\ln \left\{ \Theta^2 [O_2] \right\} = \ln K + (E_i + E_6)/RT \quad (3)$$

where $K = 2 [CO]_{ind} (k_3 + k_4)/k_3 [RH] Z_i Z_6$; Z 's are frequency factors; E 's denote activation energies; R = gas constant; and T = temperature.

In order that $[\text{CO}]_{\text{ind}}$ be approximately constant in Equation 3, we arbitrarily let $\theta = 0.4 t_m$ where t_m = time at which the maximum rate of carbonyl formation is reached (see Fig 1). At this value of θ , $[\text{CO}]_{\text{ind}}$ should be very low and approximately equal at various values of $[\text{O}_2]$ and temperature. Further, at this value of θ , the deterioration of physical properties of the polymers may not be too severe as yet.

In Figures 1 through 7 are depicted plots of carbonyl absorbance area (from infrared measurements and in arbitrary units (see Ref 7 through 9) vs time for the oxidation of APP and IPP at various temperatures and oxygen concentrations. From such typical plots were obtained values as presented in Tables 1 through 3 for APP, IPP, and APB. In Figures 8A and 8B are shown plots of average values of $\log (\theta^2 [\text{O}_2])$ versus $\frac{1}{T}$ (reciprocal temperature) for

APP, IPP, and APB. In the plots for APP and IPP (Fig 8A), the derived data virtually coincide. (This may be due to the equal reactivity of amorphous regions in APP and IPP, which results in a similar time interval for obtaining maximum carbonyl formation.) Using the mean deviations for values of $\log (\theta^2 [\text{O}_2])$, upper and lower limits were drawn (Fig 8A) for the data, and the intermediate linear relation was obtained from a least squares analysis (the linear correlation coefficient possessed a value between 0.98 - 0.99). The values of the apparent activation energies (see Eq 3) (going from the lower limit to the upper limit) were: 32, 37, and 42 kcal-mole⁻¹.

From the lower limit plot a value of $\theta = 6.3$ hours can be calculated for $[\text{O}_2] = 100\%$ and 75°C. Data of Oswald and Turi (Fig 8, 11, 12, and 13 of Ref 3) indicated that at 75°C and $[\text{O}_2] = 100\%$ and $\theta = 6.3$ hours, the change in intrinsic viscosity was relatively small, and there was 85-100% retention in the impact index and in the ultimate tensile strength and ultimate elongation of the unstabilized polypropylene film used (which was of 25 mil thickness). Further, from the lower limit and the linear regression line (Fig 8A), the values of θ were, respectively, 50 and 100 days at 22°C, and $[\text{O}_2] = 20\%$. Oswald and Turi observed that marked

changes in intrinsic viscosity commenced when unstabilized polypropylene powder was shelf-stored at ambient temperature in air for approximately 450 days. In this respect, it may be remarked that relatively large changes in mechanical properties undoubtedly occurred long before the marked change in intrinsic viscosity took place (see Fig 8 and 12 of Ref 3). Thus, the lower limit line may provide a fairly safe prediction of the maximum time that unstabilized polypropylene should be shelf-stored (or maintained at higher temperatures) before its mechanical properties would degrade considerably. However, it should be noted here that much more data on shelf-life stability of unstabilized polypropylene is needed before any definite conclusions can be drawn.

In Figure 8B is depicted a plot of $\log (\theta_2 [O_2])$ vs $\frac{1}{T}$ for APB.

The lower limit and least square lines afforded values of activation energies of, respectively, 46 and 55 kcal-mole⁻¹ (a value of $E_i + E_6 = 43$ kcal-mole⁻¹ has been reported (Ref 10)). However, due to lack of appropriate data on unstabilized APB shelf-life, no extrapolations to ambient temperature were made. Nevertheless, it would appear from a comparison of Figures 8A and 8B that unstabilized APB would provide a longer shelf life than APP or IPP.

REFERENCES

1. M.R. Kamal, Polymer Eng and Sci 10, 108 (1970)
2. B. M. Grievesson, R.N. Haward, and B. Wright in "Thermal Degradation of Polymers", SCI Monograph 13, Society of Chemical Industry, London, 1961, pp 413 ff
3. H. J. Oswald and E. Turi, Polymer Eng and Sci, 5, 152 (1965)
4. L. Reich and S.S. Stivala, Elements of Polymer Degradation, McGraw-Hill Book Co., New York, 1971, pp 229 ff
5. S. S. Stivala, L. Reich, and P.G. Kelleher, Makromolec Chem., 59, 28 (1963)
6. B. R. Jadrnicek, S.S. Stivala, and L. Reich, J. Appl. Polymer Sci , 14, 2537 (1970)
7. P.G. Kelleher, Thesis, Stevens Institute of Technology, June 1962 (data for IPP)
8. E. B. Kaplan, Thesis, Stevens Institute of Technology, June 1965 (data for APB)
9. B. R. Jadrnicek, private communication (data for APP)
10. S.S. Stivala, E. B. Kaplan, and L. Reich, J. Appl. Polymer Sci, 9, 3557 (1965)

TABLE I
Data for autoxidation of APP

Temperature °C	$\frac{1}{T} \times 10^3$ °K ⁻¹	t_m hr	θ^2 hr ²	$[O_2]$ %	$\log(\theta^2 [O_2])$ hr ²
110	2.611	5.0	4.00	10	1.60
		5.0	4.00	20	1.90
		4.5	3.24	50	2.21
		4.6	3.38	100	2.53
120	2.545	3.5	1.96	5	0.99
		3.5	1.96	10	1.29
		3.3	1.74	20	1.54
		2.5	1.00	75	1.88
		2.2	0.78	100	1.89
				Avg 1.52 ± 0.30	
130	2.481	3.0	1.44	5	0.86
		2.8	1.25	10	1.10
		1.8	0.52	20	1.02
		1.6 ₆	0.44	50	1.34
		1.2	0.23	75	1.24
		1.2	0.23	100	1.36
				Avg 1.15 ± 0.16	

TABLE 2
Data for autoxidation of IPP

Temperature °C	$\frac{1}{T} \times 10^3$ °K ⁻¹	t_m hr	θ^2 hr ²	$[O_2]$ %	$\log(\theta^2 [O_2])$ hr ²
120	2.545	3.5	1.96	11	1.35
		3.0	1.44	20	1.46
		2.0	0.64	50	1.51
		1.7	0.46	75	1.54
		1.5	0.36	100	1.56
					Avg 1.48 ± 0.064
130	2.481	2.5	1.00	7	0.85
		2.3	0.85	11	0.97
		1.7	0.49	50	1.39
		1.5	0.36	75	1.43
					Avg 1.16 ± 0.25
140	2.421	1.5	0.36	7	0.40
		1.2	0.23	20	0.66
		0.80	0.10	50	0.70
		0.66	0.070	75	0.72
		0.50	0.040	100	0.60
					Avg 0.62 ± 0.090
150	2.364	1.0	0.16	7	0.049
		0.75	0.090	11	0.00
		0.63	0.064	20	0.11
		0.25	0.010	100	0.00
					Avg 0.040 ± 0.04

TABLE 3
Data for autoxidation of APB

Temperature °C	$\frac{1}{T} \times 10^3$ °K ⁻¹	t_m hr	θ^2 hr ²	$[O_2]$ %	$\log (\theta^2 [O_2])$ hr ²
110	2.611	10.0	16.0	50	2.90
		7.7	9.49	75	2.85
		4.5	3.24	100	2.51
					<u>2.51</u>
115	2.578	7.8	9.73	25	2.38
		5.5	4.84	50	2.38
		5.0	4.00	75	2.48
		2.7	1.17	100	2.07
			<u>2.07</u>	Avg 2.33 ± 0.13	
120	2.545	5.6	5.02	12.5	1.79
		3.6	2.10	25	1.72
		2.4	0.92	75	1.84
		1.4	0.31	100	1.49
			<u>1.49</u>	Avg 1.71 ± 0.11	
125	2.512	3.0	1.44	25	1.56
		1.5	0.36	75	1.43
			<u>1.43</u>	Avg 1.49 ± 0.07	
130	2.481	3.0	1.44	12.5	1.26
		1.3	0.27	25	0.83
		1.0	0.16	50	0.90
		0.93	0.14	75	1.02
			<u>1.02</u>	Avg 1.00 ± 0.14	

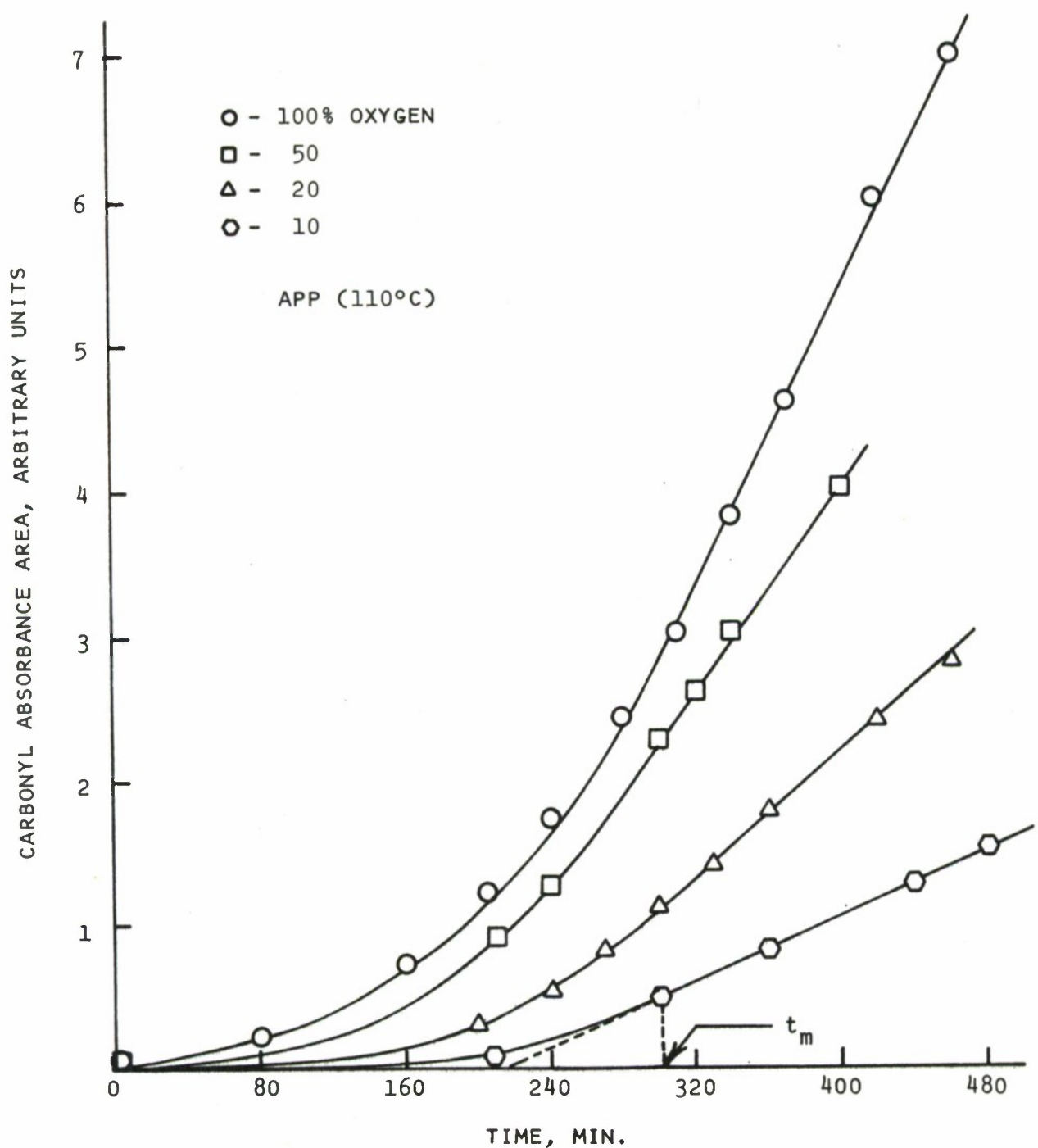


Fig 1 Carbonyl absorbance area versus time during oxidation of atactic polypropylene at 110°C

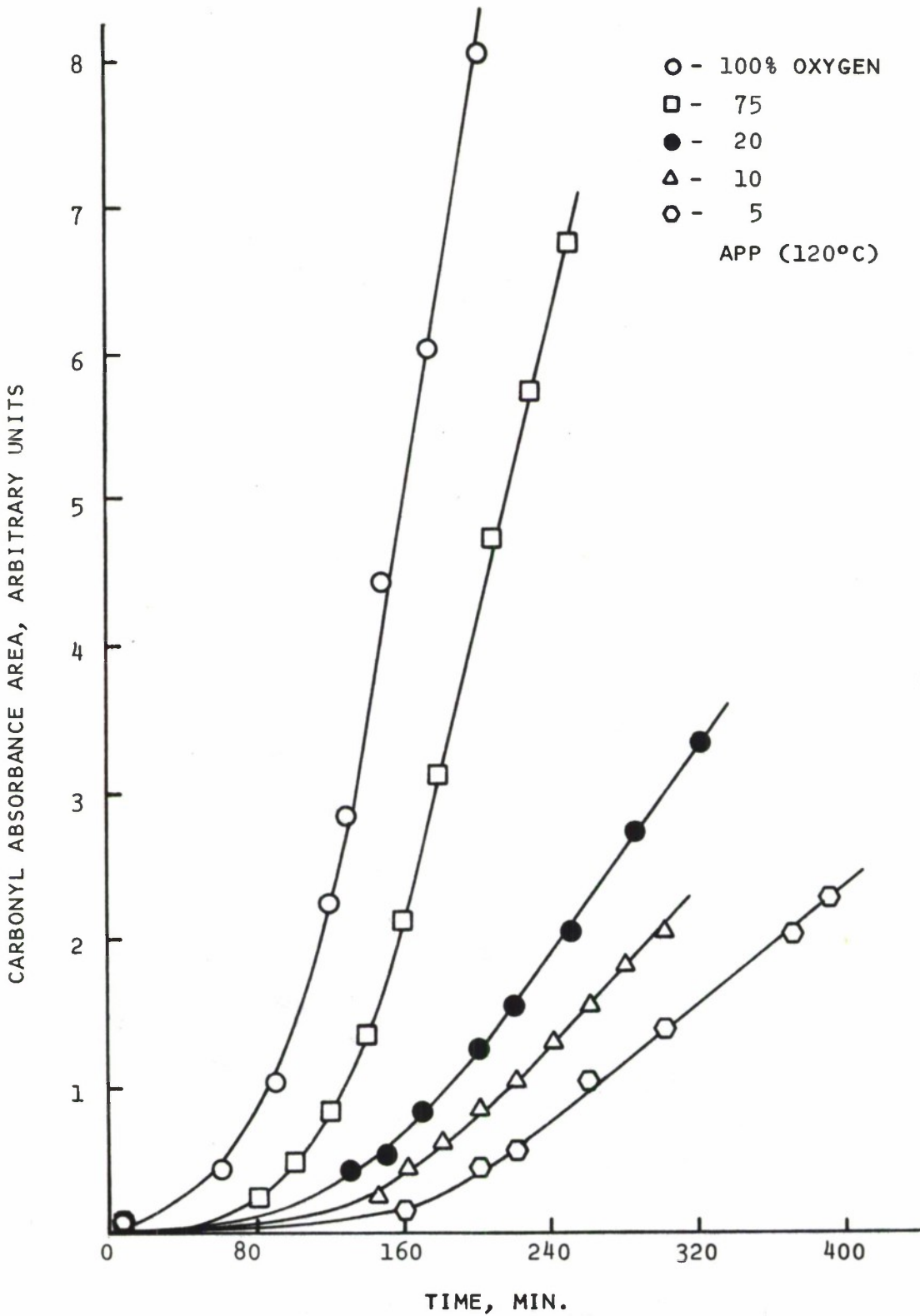


Fig 2 Carbonyl absorbance area versus time during oxidation of atactic polypropylene at 120°C

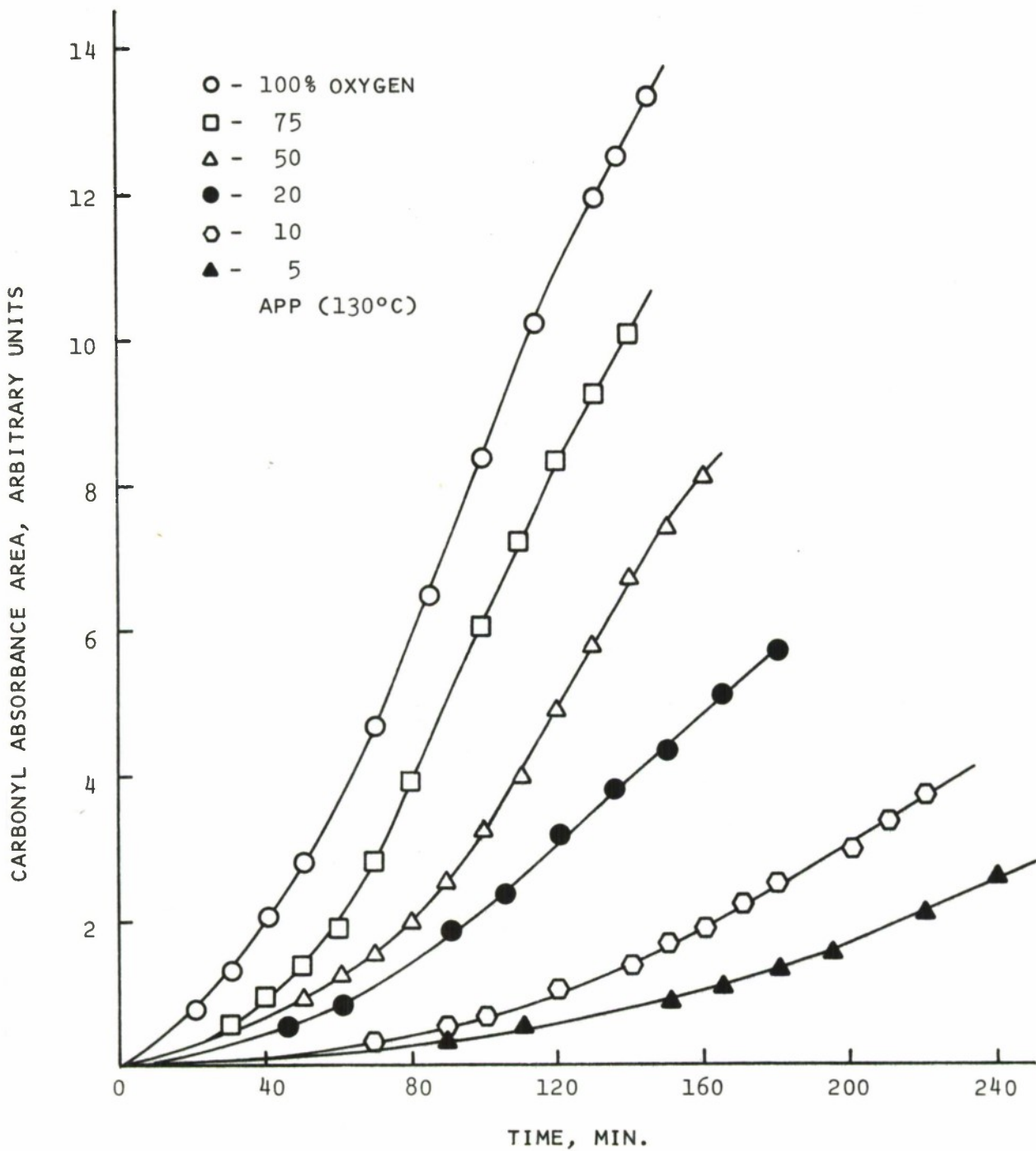


Fig 3 Carbonyl absorbance area versus time during oxidation of atactic polypropylene at 130°C

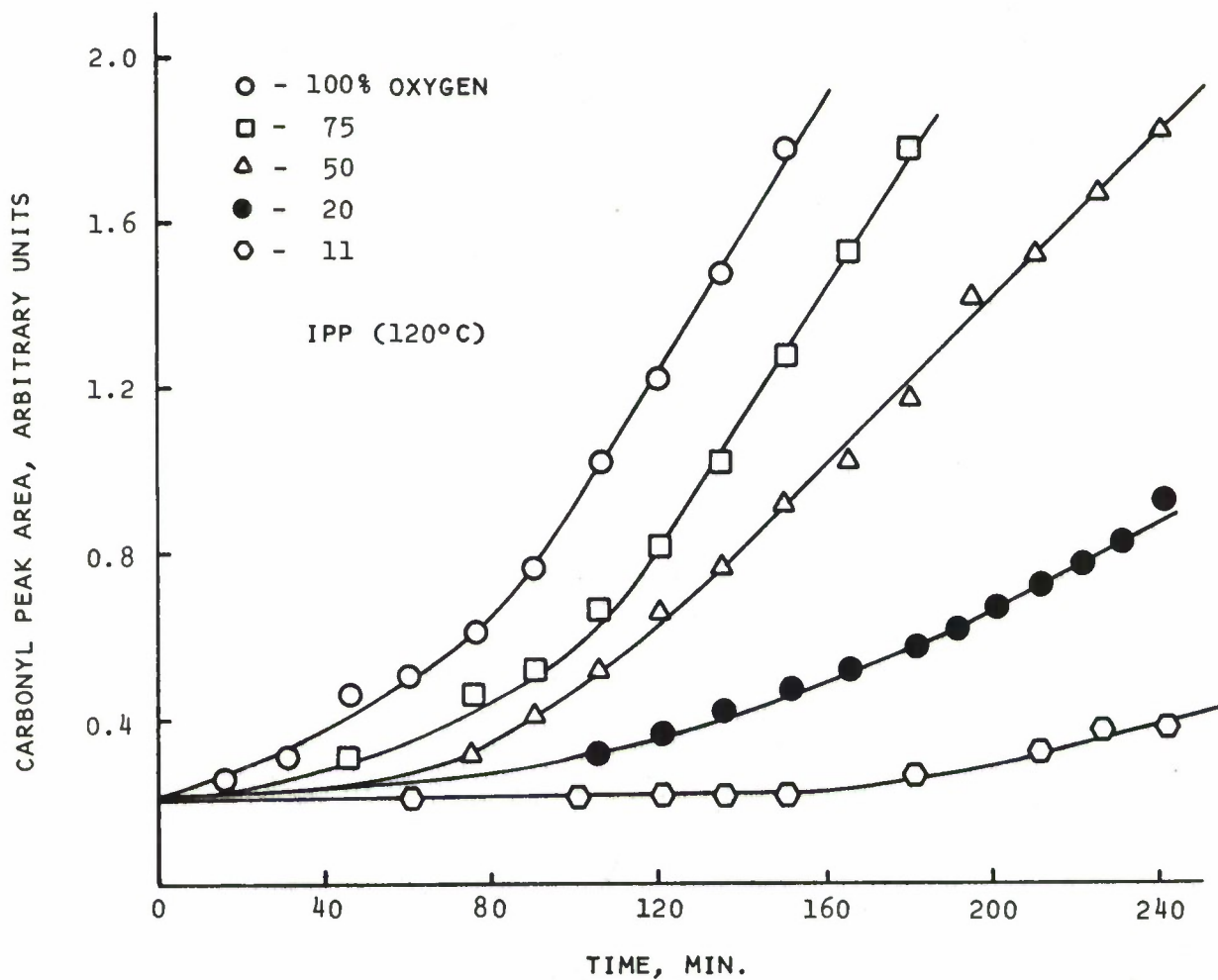


Fig 4 Carbonyl absorbance area versus time during oxidation of isotactic polypropylene at 120°C

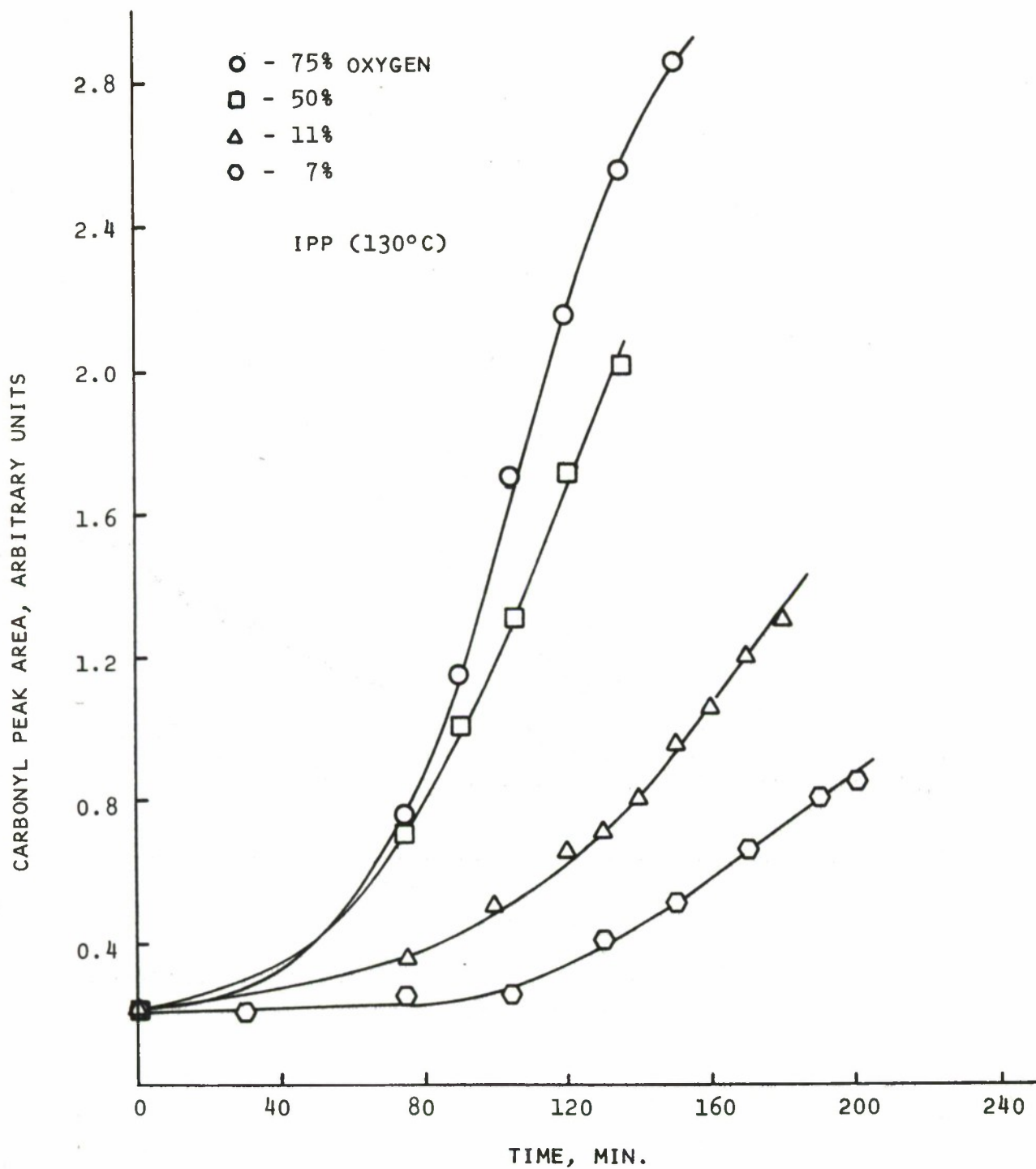


Fig 5 Carbonyl absorbance area versus time during oxidation of isotactic polypropylene at 130°C.

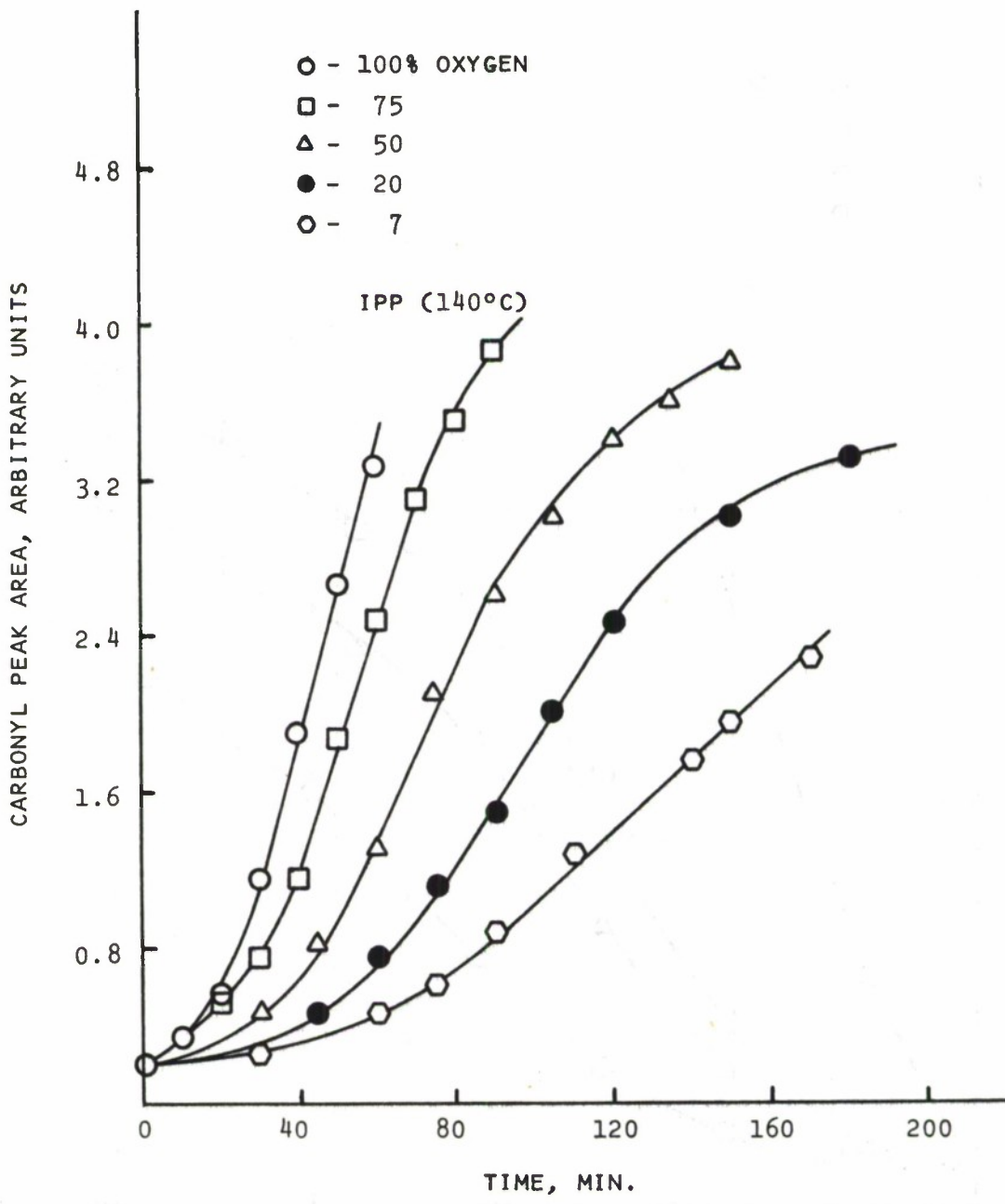


Fig 6 Carbonyl absorbance area versus time during oxidation of isotactic polypropylene at 140°C

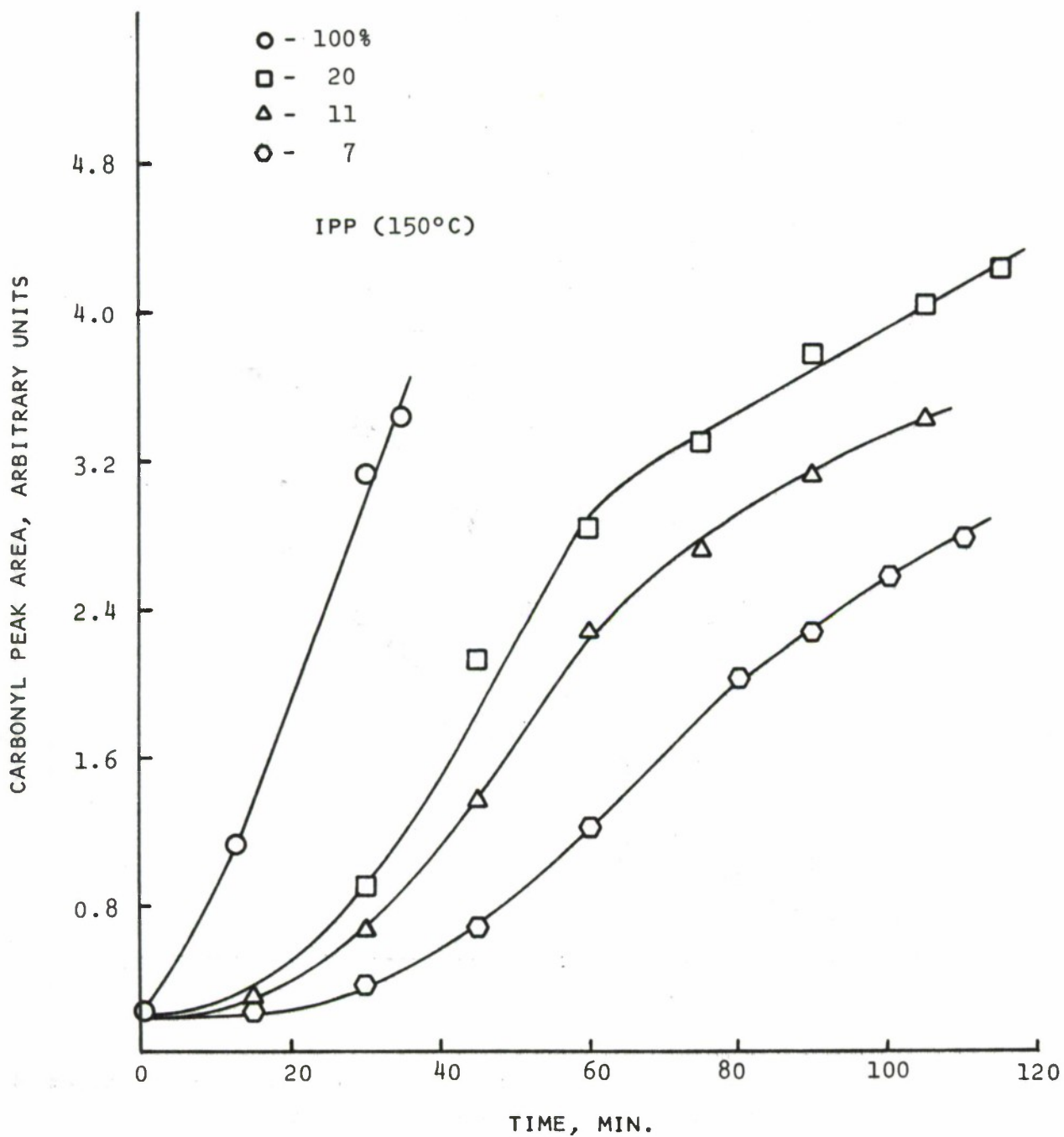


Fig 7 Carbonyl absorbance area versus time during oxidation of isotactic polypropylene at 150°C

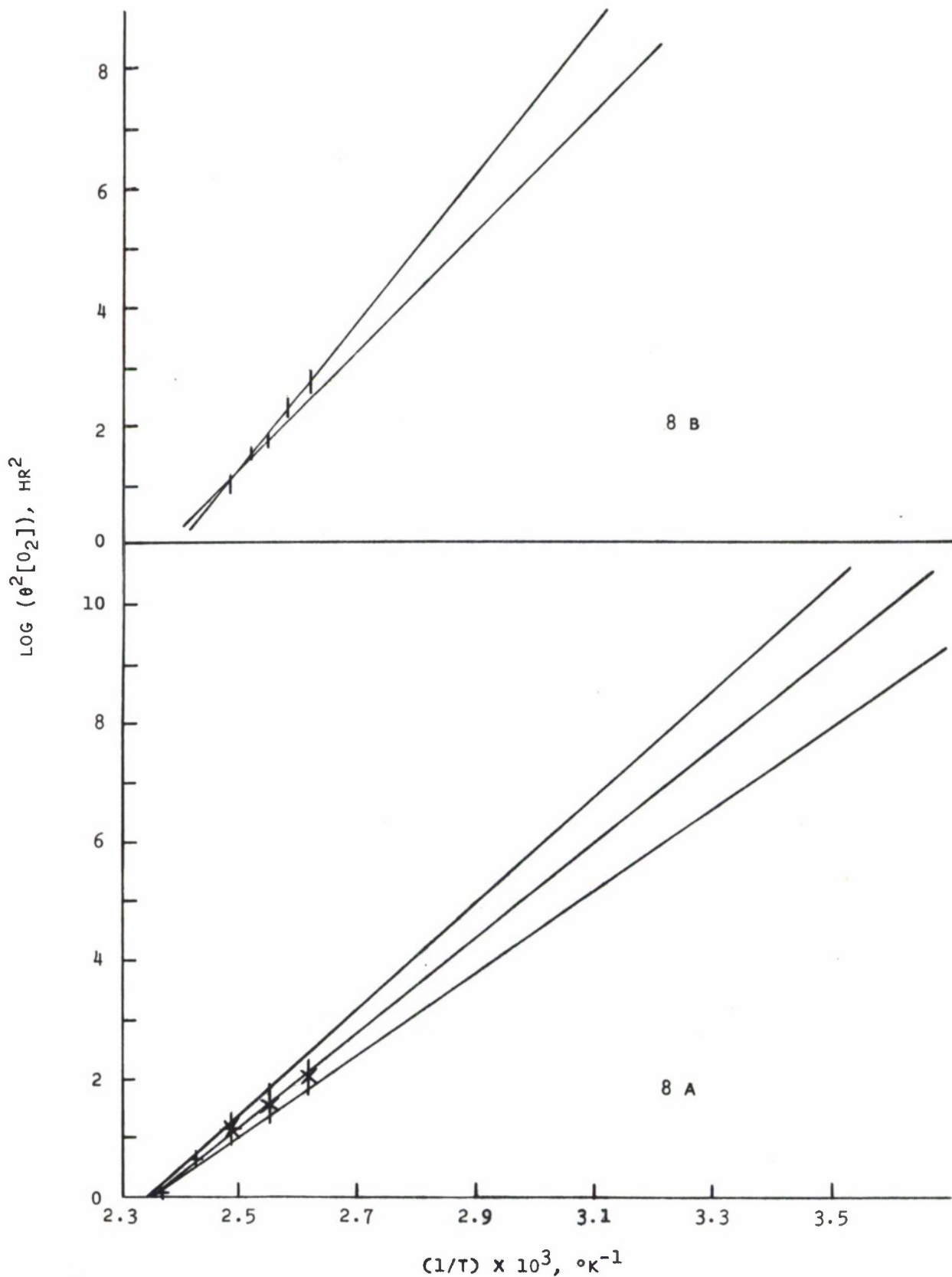


Fig 8. (A) $\log (\theta^2[\text{O}_2])$ versus reciprocal temperature for atactic and isotactic polypropylenes
 (B.) $\log (\theta^2[\text{O}_2])$ versus reciprocal temperature for atactic polybutene-1

DISTRIBUTION LIST

	Copy No.
Commanding Officer	
Picatinny Arsenal	
ATTN: Scientific and Technical Information Branch	1-6
SMUPA-FR-M	7-23
SMUPA-ND	24-28
SMUPA-AD	29-33
SMUPA-QA	34-35
SMUPA-IO	36-37
SMUEA-QA-A	38
SMUPA-QA-N	39
Dover, New Jersey 07801	
Commanding General	
U. S. Army Materiel Command	
ATTN: AMCRD-T, Dr. H. M. El-Bisi	40
AMCRD-T, Mr. J. Rivkin	41
AMCRD-PI	42
AMC-QA	43
Washington, D. C. 20315	
Commanding General	
U. S. Army Missile Command	
ATTN: AMSMI-IE, Mr. J. E. Kirshstein	44
AMSMI-RF, Dr. Julian S. Kobler	45
AMSMI-RL, Mr. William C. Watson	46
AMSMI-RTF, Mr. James M. Taylor	47
AMSMI-RSM, Mr. E. A. Verchot	48
AMSMI-RGP, Mr. Kenneth W. Plunkett	49
AMSMI-IELC, Mr. William B. Greene	50
AMSMI-IELC, Mr. Robert B. Clem	51
AMSMI-IELM-S, Mr. James R. Martin	52
AMSMI-RKK, Mr. C.H. Martin	53
Chief, Document Section	54
Redstone Arsenal, Alabama 35809	

Commanding General
 U. S. Army Munitions Command
 ATTN: AMSMU-MP-PC 55
 AMSMU-MP-ME, Mr. J. Ziegler 56
 AMSMU-RE-R, Mr. G. Chesnov 57
 AMSMU-QA 58
 AMSMU-CE, Chief Engineer 59
 Dover, New Jersey 07801

Commanding General
 U. S. Army Electronics Command
 ATTN: AMSEL-TL-ME, Mr. J. Spergel 60
 AMSEL-TL-ME, Mr. G. Platau 61
 AMSEL-PP-EM2, Sarah Rosen 62
 Fort Monmouth, New Jersey 07703

Commanding General
 U. S. Army Aviation Systems Command
 ATTN: AMSAV-PRL, Mr. John Thorp 63
 AMSAV-PPL, Mr. F. Matthews 64
 AMSAV-EU, Mr. R. Redman 65
 AMSAV-ER-S, Mr. R. Martin 66
 AMSAV-EAC, Mr. J. Bramlet 67
 AMSAV-EAS, Mr. R. Reeves 68
 AMSAV-E-D, Mr. W. H. Brabson, Jr. 69
 AMSAV-E-FS, Mr. A. Taplits 70
 AMSAV-E-D, Dr. I. Peterson 71
 AMSAV-E-FS, Mr. W. McClane 72
 AMSAV-F-Me, Mr. C. Sims 73
 AMSAV-E-EA, Mr. G. Heitman 74
 P.O. Box 209 Main Office
 St. Louis, Missouri 63166

Commanding General	
U. S. Army Mobility Equipment Command	
ATTN: AMSME-PLA, Mr. J. J. Murphy	75
AMSME-PLA, Mr. M. J. Schriet	76
4300 Goodfellow Boulevard	
St. Louis, Missouri 63120	
Commanding General	
U. S. Army Tank-Automotive Command	
ATTN: AMSTA-RCM.1, Mr. Don Phelps	77
Mr. Charles Green	78
Warren, Michigan 48090	
Commanding Officer	
Savanna Army Depot	
ATTN: AMXSV-EN	79
AMC Ammunition Center	
Savanna, Illinois 61704	
Commanding Officer	
U. S. Army Materials and Mechanics Research Center	
ATTN: AMXMR-TX	80
AMXMR-RF, Dr. G. Thomas	81
AMXMR-E, Dr. E. Wright	82
AMXMR-QA	83
AMXMR-ER, Mr. A. L. Alesi	84
Mr. S. Arnold	85
Mr. P. Riffin	86
Technical Information Section	87
Watertown, Massachusetts 02172	
Commanding Officer	
Rock Island Arsenal	
ATTN: SWERI-PPE-5311, Mr. J. A. Fox	88
AMSWE-PPR, Mr. J. X. Walter	89
AMSWE-PPR, Mr. G. Hall	90
Rock Island Arsenal, Illinois 61201	

Director U. S. Army Production Equipment Agency Rock Island Arsenal ATTN: AMXPE-MT, Mr. H. Holmes Rock Island Arsenal, Illinois 61201	91-92
Commanding Officer U. S. Army Aeronautical Depot Maintenance Center ATTN: SAVAE-EFT, Mr. J. A. Dugan Corpus Christi, Texas 78419	93-94
Project Manager, General Purpose Michigan Army Missile plant ATTN: AMCPM-GPV-QV, Mr. E. A. Cowgill AMCPM-GPV-T, Mr. L. F. Mortenson Warren, Michigan 48090	95 96
Commanding General U. S. Army Land Warfare Laboratory ATTN: CRD-LWD-7A, Mr. Hugh T. Reilly Aberdeen Proving Ground, Maryland 21005	97
Commanding General Aberdeen Proving Ground ATTN: Technical Library, Bldg 313 Aberdeen Proving Ground, Maryland 21005	98
Commanding Officer U. S. Army Land Warfare Laboratory Watervliet Arsenal ATTN: SMEWV-PPP-WP, Mr. L. Slawsky Dr. Fred Schmeideshoff Dr. Robert E. Weigle Dr. F. Sautter Mr. W. E. McEwan Mr. P. Rummel Dr. Iqbal Ahmed Dr. Thomas Davidson Watervliet, New York 12189	99 100 101 102 103 104 105 106

Commanding Officer	
Frankford Arsenal	
Bridge and Tacony Streets	
ATTN: Dr. H. Gisser	107
Mr. M. Petronio	108
SMUPA-Q1000	109
Mr. H. Marcus	110
Mr. E. Kelly	111
Technical Library	112
Philadelphia, Pennsylvania 19137	
Commanding Officer	
U. S. Army Engineer Waterways	
Experiment Station	
Corps of Engineers	
ATTN: Mr. Robert Turner	113
Vicksburg, Mississippi 39180	
Commanding General	
U. S. Army Medical Biochemical Research Laboratory	
Walter Reed Army Medical Center	
ATTN: Dr. Fred Leonard	114
Forest Glen Section	
Washington, D. C. 20012	
Commanding General	
U. S. Army Medical Equipment Research and Development Laboratory	
Fort Totten	
ATTN: Mr. Donald O. Jones	115
Mr. Aaron Ismach	116
Flushing, Long Island, New York 11359	
Plastics Technical Evaluation Center	
ATTN: Mr. H. Pebly	117
Picatinny Arsenal	
Dover, N. J. 07801	
Commanding General	
White Sands Missile Range	
ATTN: Technical Library	118
New Mexico 88002	

Commanding Officer
 Harry Diamond Laboratories
 ATTN: Mr. A. A. Benderly 119
 Mr. T. J. Kilduff 120
 Library 121
 Washington, D. C. 20438

Commanding General
 U.S. Army Natick Laboratories
 ATTN: Mr. Theodore L. Bailey 122
 Dr. George E. Murray 123
 Mr. Jack Furrer 124
 Natick, Massachusetts 01760

Commanding Officer
 U.S. Army Engineer Research and Development Labs
 ATTN: Dr. George W. Howard 125
 Mr. H. Johnston 126
 Mr. E. York 127
 Mr. E. B. Holley 128
 Fort Belvoir, Virginia 22060

Commanding Officer
 U. S. Army Edgewood Arsenal
 ATTN: Technical Information Branch 129
 SMUEA-DME, Mr. M. A. Ruan 130
 SMUEA-DME-4, Mr. N. Potash 131
 SMUEA-QAEQ, Mr. N. M. Timbs 132
 SMUEA-WCP, Mr. B. Rogge 133
 SMUEA-R-CPR, Mr. Dave Schneck 134
 Edgewood Arsenal, Maryland 21010

Commanding Officer
 Tobyhanna Army Depot
 ATTN: Mr. N. J. DeMars 135
 Mr. J. W. Tarrent 136
 Tobyhanna, Pennsylvania 18466

Commanding Officer Ammunition Procurement and Supply Agency ATTN: AMUAP-QFO Joliet, Illinois 60436	137
U. S. Army Aviation Material Labor ATTN: OSMFE-AS Fort Eustis, Virginia 23604	138
U. S. Army Research Office ATTN: Dr. J. M. Majowicz 3045 Columbia Pike Arlington, Virginia 22204	139
Director U. S. Army Ballistics Research Laboratory ATTN: Mr. Emerson V. Clarke, Jr. Dr. Eichelberger Mr. Herman P. Gay Aberdeen Proving Ground, Maryland 21005	140 141 142
Commanding General U. S. Army Materiel Command ATTN: AMCPM-UA, Mr. C. Musgrave AMCPM-LH, Mr. C. Cioffi AMCPM-HLS, Mr. L. Johnston P. O. Box 209 St. Louis, Missouri 63166	143 144 145
U. S. Naval Ordnance Laboratory ATTN: Mr. F. R. Barnet Silver Spring, Maryland 20910	146
Department of the Navy Naval Air Systems Command ATTN: Mr. A. M. Goodwin (AIR 5203) Mr. P. Stone (AIR 52032) Mr. J. J. Gurtowski (AIR 52032C) Mr. P. Robinson, Industrial Resources Branch Washington, D. C. 20360	147 148 149 150

Department of the Navy	
Naval Ordnance Systems Command	
ATTN: Mr. Matesky (ORD-0333)	
Mr. T. E. Draschil, Code 0471	151
Industrial Resources Division	152
Washington, D. C. 20360	
Naval Air Development Center	
ATTN: Mr. L. C. Ritter, Head, Plastics Branch,	153
Aero Materials Department	
Materials and Process Branch, Aeronautical,	154
Electronics and Electrical Laboratory	
Johnsville, Warminister, Pennsylvania	
Naval Ship Research and Development Center	
ATTN: Materials Research Branch	155
Washington, D. C. 20007	
Naval Underwater Weapons Station	
Research Department	
ATTN: Mr. F. Spicola	156
Newport, Rhode Island 02840	
Naval Electronic Laboratory Center	
ATTN: Mr. Harvey F. Dean, Code S-340	157
San Diego, California 92152	
U.S. Navy Ships Systems Command Hqtrs	
ATTN: Code 703A	158
Annapolis Academy	
Annapolis, Maryland 21402	
Naval Research Laboratory	
ATTN: Mr. W. Oaks, Code 2343	159
Mr. Ted Walton, Code 6120	160
Washington, D. C. 20390	
Naval Ordnance Station (NOSL)	
ATTN: Mr. T. Peak	161
Southside Drive	
Louisville, Kentucky 40214	

Naval Avionics Facility	
ATTN: Mr. B. D. Togue, Code D/803	162
Organic Materials Branch, RDM-3	163
Materials Laboratory and Consultants Div	
21st and Arlington	
Indianapolis, Indiana 46218	
Naval Material Industrial Resources Office	
ATTN: Mr. L. R. Walton	164
Mr. H. Shapiro	165
Philadelphia, Pennsylvania 19112	
Commanding Officer	
U. S. Naval Weapons Station	
ATTN: Research and Development Division	166
Yorktown, Virginia 23491	
Naval Weapons Laboratory	
ATTN: Technical Library (Code MAL)	167
Dahlgren, Virginia 22448	
Commanding General	
Headquarters, U. S. Air Force	
Pentagon Building	
Washington, D. C. 20330	168
Commander	
Aeronautical Systems Division	
ATTN: Mr. R. T. Schwartz	169
Mr. R. C. Tomashot	170
Mr. T. Reinhart	171
Wright-Patterson Air Force Base, Ohio 45433	
Hq. U. S. Air Force	
(AFRDDA)	
Washington, D. C. 20330	172
Hq. Air Force Armament Laboratory	
(ATX)	
Eglin Air Force Base, Florida 32542	173

Hqtrs Air Force Systems Command (SCTS) Andrews Air Force Base, Maryland 20331	174
Hqtrs Air Force Weapons Laboratory (WLX) Kirtland Air Force Base, New Mexico 87117	175
National Aeronautics and Space Administration Lewis Research Center ATTN: Ch, Library 21000 Brookpark Road Cleveland, Ohio 44135	176
NASA Scientific and Technical Information Facility Information Retrieval Branch ATTN: Mr. William Neely P. O. Box 33 College Park, Maryland 20740	177
Sandia Corporation Livermore Laboratory ATTN: Librarian P. O. Box 969 Livermore, California, 94550	178
Defense Documentation Center Cameron Station Alexandria, Virginia 22314	179-190
Defense Metals Information Center Battelle Memorial Institute Columbus Laboratories 505 King Avenue Columbus, Ohio	191
Department of the Navy Naval Material Command Hdqtrs Novmat 03422, D. Braunstein Washington, D. C. 20315	192

Dr. Robert S. Shane, Staff Scientist
National Materials Advisory Board
National Academy of Sciences
2102 Constitution Ave., N. W.
Washington, D. C. 20418

193

UNCLASSIFIED

Security Classification

DOCUMENT CONTROL DATA - R & D

(Security classification of title, body of abstract and indexing annotation must be entered when the overall report is classified)

1. ORIGINATING ACTIVITY (Corporate author) U.S. Army, Picatinny Arsenal, Dover, NJ	2a. REPORT SECURITY CLASSIFICATION Unclassified
	2b. GROUP

3. REPORT TITLE
Estimation of Shelf Life of Unstabilized Polyolefins from Thermal Oxidation Data

4. DESCRIPTIVE NOTES (Type of report and inclusive dates)

5. AUTHOR(S) (First name, middle initial, last name)
Leo Reich

6. REPORT DATE August 1972	7a. TOTAL NO. OF PAGES 31	7b. NO. OF REFS 10
-------------------------------	------------------------------	-----------------------

8a. CONTRACT OR GRANT NO. b. PROJECT NO. c. AMCMS Code: 4010.28.9.02003 d.	9a. ORIGINATOR'S REPORT NUMBER(S) Technical Memorandum 2036
	9b. OTHER REPORT NO(S) (Any other numbers that may be assigned this report)

10. DISTRIBUTION STATEMENT
Approved for public release; distribution unlimited.

11. SUPPLEMENTARY NOTES	12. SPONSORING MILITARY ACTIVITY Picatinny Arsenal, Dover, NJ
-------------------------	--

13. ABSTRACT

Utilizing carbonyl formation data previously obtained during the thermal oxidation of unstabilized atactic polypropylene (APP), unstabilized isotactic polypropylene (IPP) and unstabilized atactic polybutene-1 (APB) along with a semi-empirical expression, it was possible to extrapolate and obtain arbitrary induction times (θ) at relatively low temperatures. Values of θ thus obtained were correlated with changes in physical properties, i.e., intrinsic viscosity and the product of ultimate elongation (UE) and ultimate tensile strength (UTS) (a product which is often referred to as the impact index).

DD FORM 1473 1 NOV 65

REPLACES DD FORM 1475, 1 JAN 54, WHICH IS OBSOLETE FOR ARMY USE.

UNCLASSIFIED

Security Classification

14. KEY WORDS	LINK A		LINK B		LINK C	
	ROLE	WT	ROLE	WT	ROLE	WT
Plastics Polybutene-1 Polylefins Polypropylene Thermal oxidation Thermostability Shelf life						