

AMRL-TR-72-27


AD 745581



# PERSONNEL PROTECTION FROM COLD IN A 7 MAN LIFE RAFT

*FRITZ K. KLEMM,  
JOHN F. HALL, JR.  
WILLI J. BUEHRING*

MAY 1972



Approved for public release; distribution unlimited

Reproduced by  
NATIONAL TECHNICAL  
INFORMATION SERVICE  
1515 Republic Road, Springfield, VA 22151

AEROSPACE MEDICAL RESEARCH LABORATORY  
AEROSPACE MEDICAL DIVISION  
AIR FORCE SYSTEMS COMMAND  
WRIGHT-PATTERSON AIR FORCE BASE, OHIO

## NOTICES

When US Government drawings, specifications, or other data are used for any purpose other than a definitely related Government procurement operation, the Government thereby incurs no responsibility nor any obligation whatsoever, and the fact that the Government may have formulated, furnished, or in any way supplied the said drawings, specifications, or other data, is not to be regarded by implication or otherwise, as in any manner licensing the holder or any other person or corporation, or conveying any rights or permission to manufacture, use, or sell any patented invention that may in any way be related thereto.

Organizations and individuals receiving announcements or reports via the Aerospace Medical Research Laboratory automatic mailing lists should submit the addressograph plate stamp on the report envelope or refer to the code number when corresponding about change of address or cancellation.

Do not return this copy. Retain or destroy.

Please do not request copies of this report from Aerospace Medical Research Laboratory. Additional copies may be purchased from:

National Technical Information Service  
5285 Port Royal Road  
Springfield, Virginia 22151

The voluntary informed consent of the subjects used in this research was obtained as required by Air Force Regulation 80-33.

AIR FORCE: 23-6-72/100

Unclassified  
Security Classification

DOCUMENT CONTROL DATA - R & D		
<i>(Security classification of title, body of abstract and indexing annotation must be entered when the overall report is classified)</i>		
1. ORIGINATING ACTIVITY (Corporate author) Aerospace Medical Research Laboratory Aerospace Medical Division, Air Force Systems Command, Wright-Patterson Air Force Base, OH 45433		2a. REPORT SECURITY CLASSIFICATION Unclassified 2b. GROUP
3. REPORT TITLE PERSONNEL PROTECTION FROM COLD IN A 7 MAN LIFE RAFT		
4. DESCRIPTIVE NOTES (Type of report and inclusive dates) Technical Report		
5. AUTHOR(S) (First name, middle initial, last name) Fritz K. Klemm John F. Hall, Jr. Willi J. Buehring		
6. REPORT DATE May 1972	7a. TOTAL NO. OF PAGES 10	7b. NO. OF REFS 9
8a. CONTRACT OR GRANT NO.	9a. ORIGINATOR'S REPORT NUMBER(S) AMRL-TR-72-27	
b. PROJECT NO. 7164 c. Task No. 716414 d.	9b. OTHER REPORT NO(S) (Any other numbers that may be assigned this report)	
10. DISTRIBUTION STATEMENT Approved for public release; distribution unlimited		
11. SUPPLEMENTARY NOTES	12. SPONSORING MILITARY ACTIVITY Aerospace Medical Research Laboratory Aerospace Medical Div., Air Force Systems Command, Wright-Patterson AFB, OH 45433	
13. ABSTRACT A physical test was conducted to determine the protective properties of a 7 man life raft in the cold. From the known energy output of 2 heaters and 34 measured temperatures, the insulation values ( $Clo = 0.18 C M^2 hr$ ) for the total raft, its Kcal floor, ceiling, sidewalls, back and front could be derived. The raft was floating in a swimming pool and water temperature maintained at 21.50.  Overall insulation value (Raft + Air) was 1.7 clo Raft alone 1.1 clo Floor (23% of total inside area) 0.55 clo Ceiling (16%) 1.55 clo Sidewalls (43%) 1.27 clo Front and back (18%) 0.9 clo  Two graphs show the increasing cold protection when 1 to 7 subjects occupy the raft.		

DD FORM 1473  
NOV 65

Unclassified

Security Classification

14 KEY WORDS	LINK A		LINK B		LINK C	
	ROLE	WT	ROLE	WT	ROLE	WT
Life raft, cold protection Thermal insulation Heat transmission coefficients Thermal effect of occupancy  /						

## FOREWORD

The research reported in this paper was conducted by personnel of the Aerospace Medical Research Laboratory, Aerospace Medical Division, Air Force Systems Command, Wright-Patterson Air Force Base, Ohio in support of the Skylab program.

This technical report has been reviewed and is approved.

CLYDE R. REPLOGLE, Ph.D.  
Acting Chief  
Environmental Medicine Division

## SECTION I

### INTRODUCTION

The probability of survival from exposure to extreme cold water depends on activity and body insulation. The natural responses of the body to cold (shivering and vasoconstriction) are not sufficient to maintain a tolerable heat exchange balance. Muscular effort to maintain the core temperature level cannot be continued infinitely. Since the thermal conductivity of water is approximately 23 times greater than that of air, it is practically impossible to provide sufficient cold protection by clothing alone due to the bulk required. Fortunately, the life raft offers additional insulative protection and the question arises how much protection can be expected. Since the survivor within the life raft is not in direct contact with the water, the insulation of the raft itself can be added to that of the survivor's clothing. A physical test can provide information about the heat flux from a subject to the environment. It may also show where major heat leakages in the raft are present and thus indicate where the raft design can be improved. It may also show how raft occupancy affects the thermal protection. However, the effect of the continually changing environmental conditions and the physiologic state of the survivor when he enters the raft can be explored only by simulation of expected environmental situations.

## SECTION II

### TEST CONDITIONS AND PROCEDURES

The 7 man raft was floated in a pool located in the All-Weather Room of this Laboratory. Two electrical heaters each having an output of 235 watts (470 watts = 404 Kcal/hr total) were installed in the raft and insulated from the floor by a wooden board (3/4" thick). The heaters were

sandwiched between 2 aluminum plates 10" X 16" X 1/4". Thus the heat produced was transmitted mostly by the aluminum plates. Thirty-four thermistors were distributed over the inside and outside walls, the floor and ceiling of the raft. The temperatures were recorded at hourly intervals and the final reading taken after equilibrium was obtained.

The air and water temperatures were 22C. This temperature level has no specific effect on the experimental results. Any other temperature level would yield the same results. The air movement was 8M/min in the raft and 50M/min in the room.

### SECTION III

#### TEST RESULTS

For the purpose of the experiment, it was necessary to determine the size of the inside and outside surface areas of the raft. The raft's surface areas are roughly:

Inside of raft			Outside of raft	
AREA	SIZE M <sup>2</sup>	% OF TOTAL AREA	SIZE M <sup>2</sup>	% OF TOTAL AREA
Floor	2.8	22.7	5.6	29.4
Ceiling	2.0	15.9	2.9	15.2
Sidewall	5.2	43.2	7.0	36.8
Front and Back	2.2	18.2	3.5	18.6
TOTAL	12.2	100	19.0	100

The heat flux from the air inside the raft to the air outside and the heat fluxes through the floor, the ceiling, and the walls were determined.

From the heat transmission equation

$$Q = h \times SA \times \Delta t \text{ (Kcal/hr)} \quad (1)$$

the heat transmission coefficient

$$h = (\text{Kcal/M}^2\text{hr C})$$

was derived, since Q (Quantity of heat) = Kcal/M<sup>2</sup>. Surface area SA (M<sup>2</sup>) and temperature difference (°C) are known.

The heat transmission coefficients(h) for different raft areas and also their insulation values (I)

$$(I = \frac{1}{h \times 0.18} \text{ clo}) \quad (2)$$

are presented on Table 1 below:

TABLE 1

HEAT LOSS FROM LIFE RAFT AND INSULATION VALUES

<u>HEAT TRANSMISSION</u> <u>COEFFICIENTS</u> h	<u>INSULATION VALUES</u> I (Clo)
(h = Kcal/M <sup>2</sup> hr°C)	(Clo = $\frac{1}{h \times 0.18}$ )
1) TOTAL RAFT AREA  (INSIDE AIR TO OUTSIDE AIR)  h <sub>TOTAL</sub> = 3.34	TOTAL RAFT INSULATION  I <sub>RAFT</sub> + I <sub>AIR*</sub> = 1.67
RAFT ONLY:  (INSIDE WALLS TO OUTSIDE WALLS)  h <sub>RAFT</sub> = 5.13	I <sub>RAFT</sub> 1.08
	I <sub>AIR</sub> 0.59



TABLE 1 (CONTINUED)

## 2) SPECIFIC RAFT SECTION AREAS

$h_{\text{FLOOR}}$	= 9.8	$I_{\text{FLOOR}}$	= 0.55 (22.7% of RAFT SURFACE)
$h_{\text{CEILING}}$	= 3.05	$I_{\text{CEILING}}$	= 1.55 (15.9% of RAFT SURFACE)
$h_{\text{SIDEWALLS}}$	= 4.39	$I_{\text{SIDEWALLS}}$	= 1.27 (43.2% of RAFT SURFACE)
$h_{\text{FRONT AND BACK}}$	= 6.0	$I_{\text{FRONT AND BACK}}$	= 0.9 (18.2% of RAFT SURFACE)

$$*I_{\text{AIR}} = I_{\text{AIR}_{\text{RAFT}}} + I_{\text{AIR}_{\text{AMBIENT}}}$$

Figure 1 indicates how much insulation (clo) is required to maintain a subject in comfort at different ambient temperatures. (Comfort is defined as a metabolic heat production level of 50 Kcal/M<sup>2</sup>hr and a mean skin temperature of 33 C.) The graph also shows the thermal protection obtained if several persons share the raft and the protection of clothing worn. (The insulation values for the Dunlop suit and the Swedish Uni suit, environmental marine diving suits for Skylab use, and the raft are presented). The graph does not include the heat loss from cold water exposure prior to entering the raft. Total air insulation for clothing and raft was 0.6 clo (air velocity 50 M/min).

Figure 2 is essentially the same as figure 1 but this graph permits the determination of the required insulation for comfort if metabolism (M) differs from 50 Kcal/M<sup>2</sup>hr per subject.

## SECTION IV

## DISCUSSION

The experimental results present a simple approximation of the thermal protective properties of this type of raft. However, extended field tests are necessary to provide information about recovery requirements from prior cold water exposure, the actual metabolic heat production in cold water and,

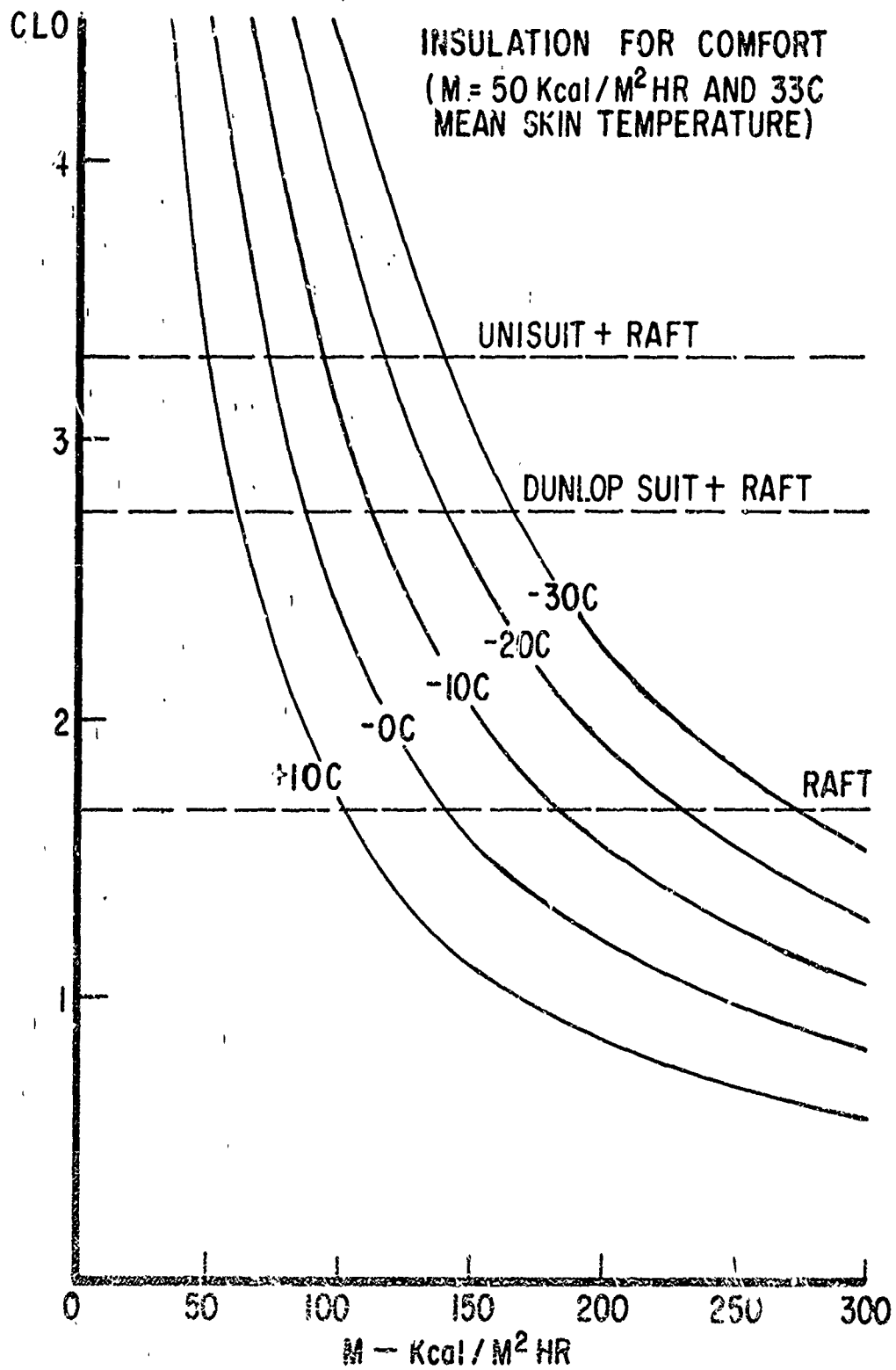


FIGURE 1. TOTAL INSULATION (CLO) FOR COMFORT AT DIFFERENT AIR TEMPERATURES AND RAFT OCCUPANCIES

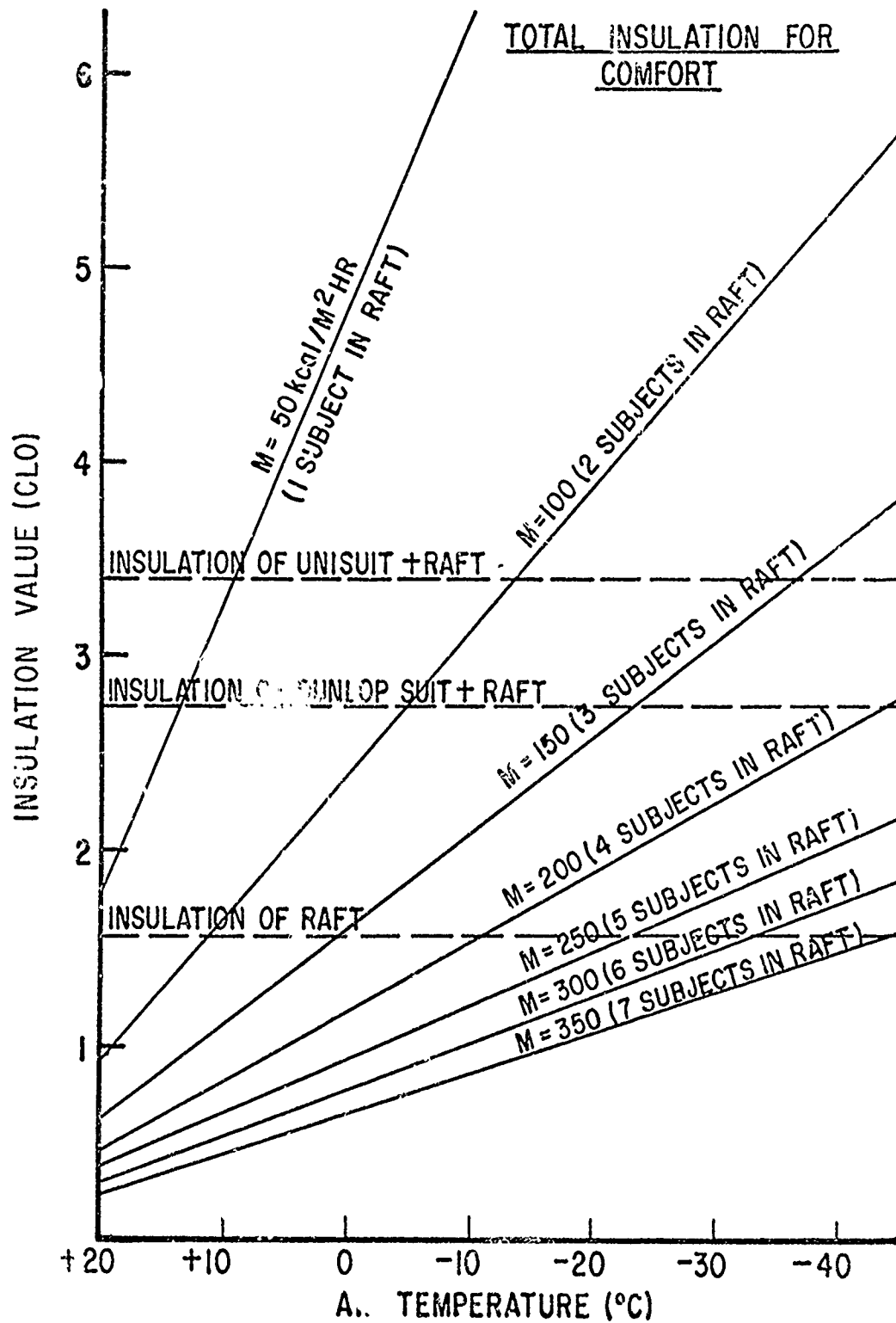


FIGURE 2. INSULATION (CLO) FOR COMFORT AT DIFFERENT METABOLIC LEVELS AND AMBIENT TEMPERATURES

when in the raft, as well as the effect of water and weather conditions. One should also keep in mind that factors other than the environmental conditions, such as seasickness and pressure spots of the clothing, may adversely affect the subject's tolerance.

#### CONCLUSIONS

- 1) The experimental method may be used for comparison of the insulation properties of other type life rafts.
- 2) The determination of regional heat transmission coefficients indicates where improvements of the raft insulation is desirable.
- 3) Additional subjects within the raft increase the individual thermal tolerance.
- 4) Field tests under severe ambient conditions are desirable.

#### REFERENCES

- 1) Beckman, E. L., and E. Reeves: Physiological implications as to survival during immersion in water at 75°F. Aerospace Med. 37:1135-1142, 1966
- 2) Beckman, E. L., E. Reeves and R. F. Goldman: Current concepts and practices applicable to the control of body heat loss in aircrews subjected to water immersion. Aerospace Med. 37:348-356, 1966
- 3) Cannon, P. and W. R. Keatinge: The metabolic rate and heat loss of fat and thin men in heat balance in cold and warm water. J. Physiol. 154:329-344, 1960
- 4) Hall, J. F. Jr., A. P. Kearny, J. W. Polte and S. Quillette: Effect of dry and wet clothing on body cooling at low air temperatures, AD 155 639 Wright Air Development Center, Wright-Patterson AFB, Ohio, Aerospace Medical Research Laboratory Technical Report, WADC-TR-57-769, May 1958
- 5) Hall, J. F. Jr., F. K. Klemm and W. Buehring: Thermal protection in life raft exposures. Aerospace Med. 40(1):31-35, January 1969
- 6) Milan, F. A.: Tests of anti-exposure suits and life rafts. Presentation at Life Support Systems Phasing Group Meeting. Wright-Patterson AFB, Ohio, Feb 8-9, 1967
- 7) Milan, F. A.: Cold water tests of USAF anti-exposure suits, AAL-TR-64-31, Arctic Aeromedical Laboratory, Fort Wainwright, Alaska, June 1965 (AD 474 349)
- 8) Molnar, G. W.: Survival of Hypothermia by men immersed in the ocean. JAMA 131:1046-1050, Jul-Aug 1946
- 9) Smith, G. B. Jr., and E. F. Hames: Estimation of tolerance times for cold water immersion. Aerospace Med. 33:834-840, 1962