


DIFFUSION THEORY FOR ADSORPTION AND DESORPTION OF GAS ATOMS AT SURFACES

by

Patrick J. Pagni and James C. Keck

May 1972

FLUID MECHANICS LABORATORY



Reproduced by
**NATIONAL TECHNICAL
INFORMATION SERVICE**
U S Department of Commerce
Springfield VA 22151

DEPARTMENT OF MECHANICAL ENGINEERING
MASSACHUSETTS INSTITUTE OF TECHNOLOGY



AD 745034

R

DISCLAIMER NOTICE

THIS DOCUMENT IS THE BEST
QUALITY AVAILABLE.

COPY FURNISHED CONTAINED
A SIGNIFICANT NUMBER OF
PAGES WHICH DO NOT
REPRODUCE LEGIBLY.


DIFFUSION THEORY FOR ADSORPTION AND DESORPTION OF GAS ATOMS AT SURFACES

by

Patrick J. Pagni and James C. Keck

Fluid Mechanics Laboratory

Department of Mechanical Engineering
Massachusetts Institute of Technology



This research was supported by the Advanced Research Projects Agency of the Department of Defense and monitored by the Office of Naval Research under Contract No. N00014-67-A-0204-0040 and ARPA Order No. 322.

This document has been approved for public release and sale; its distribution is unlimited.

May 1972

DIFFUSION THEORY FOR ADSORPTION AND DESORPTION OF GAS ATOMS AT SURFACES

Patrick J. Pagni^{*} and James C. Keck
Massachusetts Institute of Technology, Cambridge, Massachusetts

ABSTRACT

The time evolution of a nonequilibrium ensemble of gas atoms adsorbed on a solid surface is described. Adsorption and desorption rate constants and adatom (adsorbed atom) energy distributions are obtained in the steady state approximation from the appropriate master equation or an equivalent diffusion equation. Energy transition probabilities are obtained from a classical gas-surface collision model using an interaction potential composed of an oscillating harmonic repulsion and a stationary attraction. Calculations have been performed over the following range of similarity parameters: inertia ratio $10^{-2} < \mu = m_g/m_s < 2$, frequency ratio $1 < \nu = \omega_s/\omega_g < 10$, and well depth $2 < \delta = D/kT < 100$. For "resonance" values of the frequency ratio, gas-surface collisions are sufficiently adiabatic that adatom energy distributions are significantly nonequilibrium, and steady state rate constants are depressed below the equilibrium rate constants. Applications include prediction of adsorption and desorption

* Present address: University of California, Berkeley, California

rate constants, sticking and accommodation coefficients, sublimation and condensation rates, and boundary conditions for the Knudsen layer.

I. INTRODUCTION

This investigation concerns the evolution of a system of gas atoms adsorbed on a solid surface when that system is thrown out of equilibrium. A fundamental physical understanding of the nonequilibrium phenomena at such a surface is needed to delineate important similarity parameters and provide guidelines for definitive experiments in surface studies. Consider, as an initial problem statement, an ensemble of gas atoms in equilibrium with a solid surface at temperature T enclosed in a sealed container. The enclosure is instantaneously evacuated at $t = 0$. The problem is to determine the time history of the surface concentration and the adatom (adsorbed atom) energy distribution. Experiments show that over a wide range of conditions the desorption process proceeds according to a first-order rate equation:

$$\frac{dA(t)}{dt} = k_a F(t) - k_d A(t) \quad (1)$$

where A is the surface concentration (cm^{-2}), F is the gas concentration (cm^{-3}), and k_a and k_d are the adsorption and desorption rate constants. A satisfactory quantitative understanding of temperature and atomic species dependence of the rate constants k_a and k_d is sought. This analysis is the first attempt the authors are aware of to describe the functional dependence of k_a and k_d using nonequilibrium kinetics. An equilibrium approach¹ which assumes a Boltzmann distribution for the adatom energy distribution and that all atoms which strike the surface adsorb gives the classical desorption rate constant

$$k_{dc} = \frac{\omega_g}{2\pi} \exp\left(-\frac{D}{kT}\right) \quad (2)$$

where ω_g is a characteristic frequency, D is the potential energy well depth, and T is the surface temperature. The statistical description given here approaches this equilibrium expression as a limiting case.

Many previous investigations of the interactions of gas atoms at surfaces have been reported,⁽²⁻²¹⁾ and excellent reviews of this work may be found in articles by Trilling⁽²²⁾ and Kogan.⁽²³⁾ Of particular interest in connection with the present investigation is the work of Armand⁽²⁻⁹⁾ who has made careful studies of the effect of lattice interactions on the desorption process and Logan and Keck⁽¹⁸⁾ who have developed a relatively simple "soft cube" model for scattering of gas atoms by surfaces. Also of interest is the analogous gas-phase problem of molecular dissociation and recombination,⁽²⁴⁻³¹⁾ and a review of this literature has been published by Bunker.⁽³²⁾ The theory developed in this paper is based on this analogy and parallels the work of Keck and Carrier⁽²⁷⁾ and Keck.⁽²⁸⁾

Applications of the theory include prediction and correlation of adsorption and desorption lifetimes, accommodation and sticking coefficients, sublimation and condensation rates, and scattering patterns. In addition, potential parameters for gas-surface interactions may be deduced from a comparison of the theoretical results with experimental data⁽³³⁻³⁹⁾ obtained using modulated beam and flash desorption techniques.

A general discussion of the theoretical model and the governing master equation used to obtain rate constants is given in the following

section. The mechanism of the gas-surface collisions and the dimensionless parameters characterizing the problem are discussed in Section III. The transition kernel appearing in the master equation and the steady state adsorption and desorption rate constants are derived in Section IV. Finally, a brief summary and conclusions are given in the last section.

II. MATHEMATICAL MODEL

A. Qualitative Discussion

Consider first a single gas atom approaching the solid surface from the free state with a nondimensional energy $\epsilon = E/kT$ as shown in Figure 1 where r is the atom displacement from the surface. Far from the surface, the free atom feels an attractive van der Waals force represented as a potential with a positive gradient increasing as the separation distance decreases. In the immediate vicinity of the surface, the gas atom encounters a repulsive valence force represented by a potential with a negative gradient that approaches infinity as the separation distance goes to zero. At finite separation distances these two potentials overlap to form a potential energy well which defines the collision mechanics. For the collision shown, the atom's energy after collision, ϵ' , is less than the well depth, and the atom is trapped on the surface.

The distinctive feature of the collision between a free atom and a lattice atom is that the "inner" potential oscillates while the "outer" potential is stationary. The stationary outer potential results from averaging over pairwise potentials between the gas atom and several lattice atoms which, at large separation distances, are equidistant from the gas atom and hence have an equal influence on it. The oscillations

of the repulsive potential are not eliminated by averaging, since at small separation distances one lattice atom dominates the repulsion.

Now consider an ensemble of adatoms trapped on the surface. The array of surface atoms is modeled as a set of independent simple harmonic oscillators and may be visualized as a "simple harmonic chess board" in which each square oscillates perpendicular to the plane of the board with a frequency approximated by a surface Debye temperature and with an amplitude probability specified by a Boltzmann energy distribution at the temperature of the solid. The well depth, which is a function of both time and position on the surface, is approximated by a constant. This approximation is possible since all important energy levels are near the top of the well. A free atom at rest an infinite distance from the surface is assigned an energy equal to the nondimensional well depth $\delta = D/kT$, placing the zero of energy at the bottom of the well. The adatom energy distribution can be found from a kinetic master equation once energy transition probabilities are obtained from a gas-surface collision model. This is equivalent to treating the movement of adatoms among the energy levels of the potential well as a random walk process. Adatom energy transitions are statistically independent since the relaxation time of a struck lattice atom, τ_r , and the collision duration, τ_c , are less than the period, τ_o , of the adatom oscillation in the gas-surface potential well. The kinetic equation used here only accounts for adatom-surface collision induced energy transitions, thus this analysis is restricted to low surface concentrations.

The desorption relaxation process has three distinct time scales. Initially there is a transient regime of the order of the characteristic

adatom oscillation time, τ_0 , during which there is negligible desorption. During the transient, the adatom energy distribution relaxes to a steady state form which is the asymptotic energy distribution as $t/\tau_0 \rightarrow \infty$. The second time regime is characterized by the mean desorption lifetime, $\tau_d = k_d^{-1}$. Since τ_d is of the order of $\tau_0 \exp(D/kT)$ and the well depth is large compared to kT , $\tau_d \gg \tau_0$. This difference in time scales allows the steady state distribution to be used during the entire second time regime while all significant desorption takes place. The third regime is the equilibrium condition at $t/\tau_d \rightarrow \infty$. Here the adsorbing flux equals the desorbing flux. It is the second time regime which will be examined in detail to determine the temperature and atomic species dependence of the rate constants.

B. Master Equation

Assuming that the state of an adatom is specified by its energy, the kinetic master equation for the reduced adatom energy population $X(\epsilon, t)$ can be written:

$$N_e(\epsilon) \frac{\partial}{\partial t} X(\epsilon, t) = \int_0^\delta R(\epsilon, \epsilon') [X(\epsilon', t) - X(\epsilon, t)] d\epsilon' + R(\epsilon, f) [H(\epsilon, t) - X(\epsilon, t)] \quad (3)$$

where

$$X(\epsilon, t) = N(\epsilon, t)/N_e(\epsilon) \quad (4)$$

is the ratio of the actual energy distribution, $N(\epsilon, t)$, of adsorbed atoms to an equilibrium distribution, $N_e(\epsilon) = (N/Q)e^{-\epsilon} (d\Omega/d\epsilon)$, at the surface temperature T , N is the number of atoms in that region of phase space for which the partition is Q , $d\Omega/d\epsilon$ is the energy level density per unit ϵ ,

$\epsilon = E/kT$ is the nondimensional adatom energy, $\delta = D/kT$ is the nondimensional well depth, $R(\epsilon, \epsilon')d\epsilon d\epsilon'$ is the one-way equilibrium transition rate from an energy band $d\epsilon$ at ϵ to an energy band $d\epsilon'$ at ϵ' ,

$$R(\epsilon, f)d\epsilon = \int_{\delta}^{\infty} R(\epsilon, \epsilon')d\epsilon' d\epsilon \quad (5)$$

is the one-way equilibrium desorption rate from an energy band $d\epsilon$ at ϵ to the free state, and $H(\epsilon, t)$ is the ratio of the actual one-way adsorption rate to the equilibrium one-way adsorption rate, $R(f, \epsilon)$. Note that by detailed balancing, we have $R(\epsilon, \epsilon') = R(\epsilon', \epsilon)$ and $R(f, \epsilon) = R(\epsilon, f)$.

$X(\epsilon, t)$ is a useful measure of nonequilibrium since it is unity at equilibrium. $X(\epsilon, t) > 1$ indicates over population of the energy level ϵ , and $X(\epsilon, t) < 1$ indicates depletion of the level ϵ . The master equation simply states that the adatoms leave the energy level ϵ either by making transitions to the level ϵ' at a rate $R(\epsilon, \epsilon') X(\epsilon, t)$ or by desorbing to the free state at a rate $R(\epsilon, f) X(\epsilon, t)$ and enter the energy level ϵ either by making transitions from the level ϵ' at a rate $R(\epsilon', \epsilon) X(\epsilon', t)$ or by adsorbing from the free state at a rate $R(f, \epsilon) H(\epsilon, t)$.

The form of Equation(3) results from the following assumptions:

1. The adatom concentration is sufficiently small that collisions between adatoms may be neglected. If an equivalent Knudsen number Kn , is defined as the ratio of the adatom-surface collision rate to the adatom-adatom collision rate, this assumption is valid when $Kn \gg 1$. The adatom-surface collision rate is the inverse period of oscillation in the well $\sim 10^{13} \text{ sec}^{-1}$. The adatom-adatom collision rate is $\sigma \bar{c} A$ where A is the surface concentration, σ the

collision diameter $\sim 10^{-8}$ cm, and the mean speed $\bar{c} = (\pi kT/2m_g)^{1/2} \sim 10^5$ cm sec.⁻¹ The effective Knudsen number is then $Kn = \tau_0^{-1}/(\sigma \bar{c} A) = 10^{16} A^{-1}$ and assumption 1 is valid if $A \ll 10^{16}$ cm⁻².

2. A classical approach is valid. Keck and Carrier⁽²⁷⁾ have shown that quantum models fail when the average energy transfer per collision is greater than the energy level spacing at the rate-limiting step in the well. For the transition rate derived here, the "bottleneck" is at the top of the well where the energy level density is high, and the quantum number is large. For very shallow well depths, $\delta \sim 1$, this approximation is not valid.
3. The nonequilibrium transition probability is equal to the equilibrium transition probability. This assumption is always valid since the collision mechanics are determined by the temperature of the solid and the atomic parameters of the gas and solid and are independent of the energy distribution of the adsorbed ensemble.

C. Steady State Solutions

To solve Equation (3) we now introduce the steady state approximation by setting the time derivative on the right-hand side equal to zero.

This gives

$$\int_0^\delta R(\epsilon, \epsilon') [X(\epsilon', t) - X(\epsilon, t)] d\epsilon' + R(\epsilon, f) [H(\epsilon, t) - X(\epsilon, t)] = 0 \quad (7)$$

The form of Equation (7) indicates that energy and time variables will separate if it is assumed that a steady state reduced population, $\chi(\epsilon)$, exists such that

$$X(\epsilon) f(t) = X(\epsilon, t) - H(\epsilon, t) \quad ; \quad \epsilon < \delta \quad (8)$$

where $f(t)$ gives the time dependence of the adsorbed population. If the energy distribution in the free gas is steady, $H(\epsilon, t)$ may also be

separated as $H(\epsilon) F(t)/F_e$ where $F(t)$ is the time-dependent free gas concentration, and $H(\epsilon)$ is the ratio of the adsorption rate at an energy level ϵ from the actual incident distribution to the rate from an equilibrium distribution. In terms of the equilibrium transition rate $R(\epsilon', \epsilon)$ and a time-independent incident atom energy distribution $\chi_g(\epsilon') = F_e N_g(\epsilon', t)/F(t) N_e(\epsilon')$,

$$H(\epsilon) = \int_0^\infty R(\epsilon', \epsilon) \chi_g(\epsilon') d\epsilon' / R(f, \epsilon) . \quad (9)$$

$H(\epsilon)$ is unity when the incident energy distribution is Boltzman about the temperature of the solid so that $\chi_g(\epsilon') = 1$.

An integral equation for $\chi(\epsilon)$ is obtained by substituting Equation (8) into Equation (7) and assuming $\partial H/\partial \epsilon \ll f(t) d\chi/d\epsilon$

$$\int_0^\delta R(\epsilon, \epsilon') (\chi(\epsilon') - \chi(\epsilon)) d\epsilon' + R(\epsilon, f) \chi(\epsilon) = 0 . \quad (10)$$

The condition $\partial H/\partial \epsilon \ll f(t) d\chi/d\epsilon$ is generally satisfied since near the top of the well the gradient of $\chi(\epsilon)$ is large due to depletion of the upper energy levels by desorbing adatoms, and $H(\epsilon)$ does not have a large gradient at any energy. The steady state population, $\chi(\epsilon)$, is obtained from a iteration solution to Equation (10) or by conversion of Equation (10) to an equivalent diffusion equation. (27)

The surface concentration is given by

$$A(t) = \int_0^\delta X(\epsilon, t) N_e(\epsilon) d\epsilon , \quad (11)$$

where $X(\epsilon, t)$ is obtained in the steady state approximation by assuming $X(\epsilon, t)$ is separable, and setting $\chi(0) = 1$ in Equation (8). This gives

$$X(\epsilon, t) = X(0, t) \chi(\epsilon) + (H(\epsilon) - H(0) \chi(\epsilon)) F(t)/F_e . \quad (12)$$

Since $N_e(\epsilon)$ is a rapidly decreasing function of ϵ , substituting Equation (12) into Equation (11) with $H(\epsilon)$ slowly varying and $\chi(\epsilon) \approx 1$ near $\epsilon = 0$ gives

$$A(t) \approx X(0, t) \int_0^\delta N_e(\epsilon) d\epsilon = X(0, t) A_e . \quad (13)$$

The rate constants are obtained as functions of transition rates $R(f, \epsilon)$, and the steady state reduced population, $\chi(\epsilon)$, from the energy integral of the master equation. Integrating the original master equation (3) over energy using Equations (9) and (13) yields the phenomenological equation

$$\frac{dA(t)}{dt} = k_a F(t) - k_d A(t) , \quad (14)$$

where the rate constants have the form

$$k_a = \int_0^\delta R(f, \epsilon) \chi(\epsilon) d\epsilon / F_e \quad (15)$$

and

$$k_d = \int_0^\delta R(f, \epsilon) \chi(\epsilon) d\epsilon / A_e \quad (16)$$

If $H(\epsilon)$ is unity. These are the steady state rate constants. The equilibrium rate constants are given by setting $\chi(\epsilon) = 1$ in Equations (15) and (16). It is seen from these equations that the ratio of the forward to backward rates in both the steady state and equilibrium case is equal to the equilibrium constant.

$$K_e = \frac{F_e}{A_e} = \frac{k_{de}}{k_{ae}} = \frac{k_d}{k_a} \quad (17)$$

where K_e is the equilibrium constant, k_{de} is the equilibrium desorption rate constant, and k_{ae} is the equilibrium adsorption rate constant. When $H(\epsilon)$ is not unity; i.e., an incident gas stream exists which does not

have a Boltzman distribution about the temperature of the solid, the ratio of the forward to backward rate constants is equal to the product of the equilibrium constant and $H(0)$,

$$k_d/k_a = K_e H(0) . \quad (18)$$

The factor $H(0)$ takes into account the dependence of the adsorption rate constant on the energy distribution of the incident atoms. In this case, the energy integral of the original master equation with Equations (12), (13), and (14) gives the adsorption rate constant as

$$k_a = \int_0^{\infty} R(f, \epsilon) \chi(\epsilon) d\epsilon \quad H(0)/F_e . \quad (19)$$

Since the desorption rate constant is unaffected by the incident atom energy distribution, it remains unchanged and is given by Equation (16).

III. COLLISION MECHANICS

A. Equations of Motion

The mechanics of a single collision between a gas atom and a surface atom must be described in detail to obtain the energy transition probability, $R(\epsilon', \epsilon)$. The collision model used is similar to the soft cube model of Logan and Kirk⁽¹⁸⁾ with an oscillating half harmonic repulsion replacing the oscillating exponential repulsion since lower incident energies are of interest. It is assumed that:

1. tangential momentum is conserved; i.e., the solid surface is flat.

This is not true since the crystal structure produces a rough surface on the atomic scale. However, the roughness seen by an incident atom is energy dependent⁽¹⁶⁾ and at incident energies $< \delta$ the atom, remaining relatively far outside the crystal structure,

would see an approximately flat surface. Experimental data on out-of-plane scattering and the success of the soft⁽¹⁸⁾ and hard⁽¹⁷⁾ cube models in predicting scattering patterns⁽⁴⁰⁾ support this assumption.

2. the surface atoms are independent simple harmonic oscillators with a single characteristic frequency obtained by approximating the lattice frequency spectrum with a delta function at the Debye frequency. Decoupling the surface array into independent oscillators has been shown to have small effect on the energy exchange process.^(18,19) It is also assumed that only a single surface atom is involved in any given collision. It has been shown that most of the load for most of the collisions is taken by a single surface atom.⁽¹⁸⁾ When the adatom velocity parallel to the surface is so large that the distance traveled during a collision is greater than the lattice space, this one-on-one approximation fails.

3. the gas-surface potential consists of a stationary arbitrarily shaped attraction and an oscillating quadratic repulsion. The motivation for this assumption is discussed in the introduction. The interaction is described classically and would not strictly apply to incident atoms whose DeBroglie wavelength is of the order of the lattice spacing or to solid temperatures below the surface Debye temperature.

The model interaction potential is illustrated in Figure 2. The inner half ($r < 0$) is an harmonic repulsion while the outer half ($r > 0$) is a static barrier of height. $Y(t)$ and $Z(t)$ are the gas and surface atom displacements from their respective equilibrium positions which are separated by the equilibrium extension of the gas-surface

"spring." k_s and k_g are the lattice and gas-surface spring constants, m_s and m_g are the surface and gas atom masses, and δ is the desorption energy divided by kT . The time origin marks the initiation of a collision. For $t < 0$, the gas atom is force free, and the surface oscillator is in simple harmonic motion.

$$Z(t) = \frac{V}{\omega_s} \sin(\omega_s t + \phi)$$

and

(20)

$$Y(t) = -ut + \frac{V}{\omega_s} \sin \phi$$

where u is the incident gas atom velocity in the well, ω_s is the angular frequency of the surface atom, and V and ϕ are the velocity amplitude and phase of the surface atom. The initial conditions are established as the gas atom impacts at the end of the gas-surface spring. At $t = 0$,

$$Y(0) = Z(0) = \frac{V}{\omega_s} \sin \phi$$

(21)

$$\dot{Y}(0) = -u ; \dot{Z}(0) = V \cos \phi .$$

The equations of motion during collision ($t > 0$) are

$$m_g \ddot{Y}(t) = -k_g (Y(t) - Z(t))$$

(22)

$$m_s \ddot{Z}(t) = -k_s Z(t) + k_g (Y(t) - Z(t)) .$$

The collision ends when the gas-surface spring returns to its equilibrium extension with the gas atom moving away from the surface. For $t = \tau_c$,

$$Y(\tau_c) = Z(\tau_c)$$

(23)

with $\dot{Y}(\tau_c)$ positive and greater than $\dot{Z}(\tau_c)$. The collision duration, τ_c , is the smallest non-zero root of Equation (23). The nondimensional energy transfer, $\Delta(\epsilon)$, is defined as the increase in the gas atom kinetic energy during the collision divided by kT .

$$\Delta(\epsilon) = \epsilon' - \epsilon = \frac{m_g}{2kT} (\dot{Y}(\tau_c)^2 - \dot{Y}(0)^2) . \quad (24)$$

B. Similarity Parameters

Defining ω_s^{-1} as a characteristic time and $u\omega_s^{-1}$ as a characteristic length, the nondimensional equations of motion corresponding to Equations (22) are

$$\begin{aligned} v^2 \ddot{y} + (y - z) &= 0 \\ v^2 (\ddot{z} + z) - \mu(y - z) &= 0 \end{aligned} \quad (25)$$

where $\mu = m_g/m_s$ is the inertia parameter, $v = \omega_s/\omega_g$ is the frequency parameter, $z = Z/u\omega_s^{-1}$ is the nondimensional surface atom displacement, $y = Y/u\omega_s^{-1}$ is the nondimensional gas atom displacement, and time is nondimensionalized with respect to ω_s^{-1} . The nondimensional initial conditions are

$$\begin{aligned} y(0) = z(0) &= V_s \\ \dot{y}(0) = -1 \text{ and } \dot{z}(0) &= V_c \end{aligned} \quad (26)$$

where

$$V_c = \frac{V \cos \phi}{u} \quad \text{and} \quad V_s = \frac{V \sin \phi}{u} \quad (27)$$

are respectively the nondimensional velocity and displacement of the surface atom at impact. One set of initial conditions applies to all incident energies since the initial gas atom velocity no longer appears explicitly in Equations (25) and (26). Although the surface oscillator frequency is assumed to be given by the bulk Debye temperature, $\omega_s = k\theta_D/\hbar$, any surface oscillator frequency may be used to obtain ω_g from the dimensionless ratio $v = \omega_s/\omega_g$. The original nine variables V , ϕ , ω_s , ω_g , m_s , m_g , D , T , and u are thus reduced to three parameters v , μ , δ , and two initial conditions V_c and V_s .

From comparison with experiment, the parametric ranges of interest are: $10^{-2} < \mu < 2$, $1 < \nu < 10$, and $2 < \delta < 10^2$. In the adiabatic limit, $\nu \rightarrow \infty$, the energy transfer goes to zero since the collision duration is large, and the incident particle turns around slowly losing no energy. In the impulsive or hard cube limit $\nu \rightarrow 0$, and the collision duration goes to zero. Here the adiabacity factor which is proportional to $\exp(-\omega_s \tau_c) \rightarrow 1$, and the energy transfer is a maximum.

C. Normal Mode Solutions

General solutions to the equations of motion during collision, Equations (25), may be written as a linear superposition of normal modes:

$$y(t) = \sum_j \alpha_j q_j(t) \text{ and } z(t) = \sum_j \beta_j q_j(t) \quad (28)$$

where $j = 1, 2$ indexes the two normal modes, q_j , of the system. The following algebraic equations defining the normal mode frequencies are obtained by substitution of possible solutions, $y = \alpha e^{i\omega t}$ and $z = \beta e^{i\omega t}$, into Equations (25):

$$\begin{aligned} (1 - \nu^2 \omega^2) \alpha - \beta &= 0 \\ \mu \alpha - (\nu^2 + \mu - \nu^2 \omega^2) \beta &= 0. \end{aligned} \quad (29)$$

The resulting normal mode frequencies, ω_1 and ω_2 , nondimensional with respect to ω_s , are

$$\omega_{1,2} = \{(\nu^2 + \mu + 1) \pm [(\nu^2 + \mu + 1)^2 - 4\nu^2]^{1/2}\}^{1/2} / 2\nu. \quad (30)$$

The amplitude coefficients in Equation (28) are related by $\beta_j = (1 - \omega^2 \nu^2) \alpha_j$. Applying the initial conditions given by Equations (26) to Equations (25) yields the gas atom trajectory

$$\begin{aligned}
 y(t) = & -\frac{\zeta v_s}{1-\zeta} \cos \omega_1 t - \frac{1+v_c - \omega_2^2 v^2}{(1-\zeta)\omega_1^3 v^2} \sin \omega_1 t \\
 & + \frac{v_s}{1-\zeta} \cos \omega_2 t + \frac{1+v_c - \omega_1^2 v^2}{(1-\zeta)\omega_1^2 \omega_2 v^2} \sin \omega_2 t,
 \end{aligned} \tag{31}$$

and the surface atom trajectory:

$$\begin{aligned}
 z(t) = & -\frac{(1-\omega_1^2 v^2)\zeta v_s}{1-\zeta} \cos \omega_1 t - \frac{(1-\omega_1^2 v^2)(1+v_c - \omega_2^2 v^2)}{(1-\zeta)\omega_1^3 v^2} \sin \omega_1 t \\
 & + \frac{(1-\omega_2^2 v^2)v_s}{1-\zeta} \cos \omega_2 t + \frac{(1-\omega_2^2 v^2)(1+v_c - \omega_1^2 v^2)}{(1-\zeta)\omega_1^2 \omega_2 v^2} \sin \omega_2 t
 \end{aligned} \tag{32}$$

where $\zeta = \omega_2^2/\omega_1^2$. The nondimensional collision duration, τ_c , is the smallest non-zero root of $y(\tau_c) = z(\tau_c)$. Using Equations (31) and (32), the implicit expression for τ_c is

$$\cos(\omega_1 \tau_c + \phi_1) = -\frac{|\alpha_2|}{|\alpha_1|} \zeta \cos(\omega_2 \tau_c + \phi_2) \tag{33}$$

where α and ϕ are the amplitudes and phases of the normal modes. In terms of the initial conditions and similarity parameters, these are:

$$|\alpha_1|^2 = \frac{v_s^2 \zeta^2}{4(1-\zeta)^2} + \frac{(1+v_c - v^2 \omega_2^2)^2}{4(1-\zeta)^2 \omega_1^6 v^4}; \tag{34}$$

$$|\alpha_2|^2 = \frac{v_s^2}{4(1-\zeta)^2} + \frac{(1+v_c - v^2 \omega_1^2)^2}{4(1-\zeta)^2 \omega_1^4 \omega_2^2 v^4}$$

and

$$\begin{aligned}
 \phi_1 = \tan^{-1} \left\{ \frac{-(1+v_c - v^2 \omega_2^2)}{v_s \omega_2^2 \omega_1 v^2} \right\}; \\
 \phi_2 = \tan^{-1} \left\{ \frac{-(1+v_c - v^2 \omega_1^2)}{v_s \omega_1^2 \omega_2 v^2} \right\}.
 \end{aligned} \tag{35}$$

Once the collision duration is known, the energy transfer in a collision is obtained directly from

$$\Delta = \epsilon [\dot{y}(\tau_c)^2 - 1] \quad (36)$$

where $\epsilon = m_g u^2 / 2kT$.

D. Collision Duration and Energy Transfer

Contours of constant collision duration and energy transfer in initial condition space are given in Figures 3a and 3b. The time contours in Figure 3a are given for relatively impulsive parameters, $\mu = \nu = 1$, while the energy contours in Figure 3b are for $\nu = 3.16$ and $\mu = .5$. There is a "plateau" in the V_c, V_g plane, separated from the remainder of the space by a discontinuity along the heavy dashed lines in Figures 3a and 3b given implicitly by $y(\tau_c) = z(\tau_c)$ and $\dot{y}(\tau_c) = \dot{z}(\tau_c)$. This discontinuity follows from the definition of τ_c as the smallest non-zero root of a periodic function. The effect of higher ν is to increase the size of the plateau and the range of initial conditions for which adiabatic collisions with longer duration occur. The approximately radial, straight-line behavior of contours of constant collision time in Figure 3a follows from the definitions of V_g and V_c . Radial lines in V_g, V_c space are roughly lines of constant phase angle, ϕ . Figure 3a illustrates that the duration of the collision is largely dependent on the phase angle of the surface atoms at impact. Since the initial conditions establish the nature of the collision, regions in V_c, V_g space may be assigned a particular type of collision. For $V_c < -1$, region III in Figures 3a and 3b, no collisions are possible since the surface atom is moving away from the gas atom at $t = 0$. On the plateau and for most of

the space off the plateau, region I in Figures 3a and 3b, the gas atom strikes the surface, returns to the well, and rebounds off the attractive step before another collision begins. The dashed circle in Figure 3b indicates the region of interest in collision initial condition space for calculation of steady state adatom energy distributions as determined by the equilibrium transition rate described in the next section. It shows that only collisions in region I affect the steady state reduced populations and rate constants.

In region II on Figures 3a and 3b, the gas atom strikes the surface, begins and ends a collision, but strikes the surface again before returning to the well and rebounding off the attractive step. To assess whether these "double" collisions occur, the final conditions of the normal mode solution are used to define the initial conditions of new trajectories for the time $t > \tau_c$. The gas atom is in free flight, and the surface atom motion is approximated by simple harmonic oscillation subject to initial conditions given by $z(\tau_c)$ and $\dot{z}(\tau_c)$. Let $\tau = t - \tau_c$. Then the gas atom and surface atom equations of motion are

$$\begin{aligned} y(\tau) &= y(\tau_c) + \dot{y}(\tau_c)\tau \\ z(\tau) &= z(\tau_c) \cos \tau + \dot{z}(\tau_c) \sin \tau . \end{aligned} \tag{37}$$

If $z(\tau) = y(\tau)$ for any $\tau > 0$, a double collision occurs. Region II in Figure 4 defines the values of μ and ν for which double collisions occur. It is clear that double collisions are not important for most values of the similarity parameters except at very low energies. (This energy dependence derives from the $(\mu/\epsilon)^{1/2}$ radius of the region of interest in V_s, V_c space defined by the $1/e$ point of the equilibrium transition rate,

$R(\epsilon', \epsilon)$. Double collisions may be important for cases where $\mu = 1$, $\nu \approx 1$, and δ is small, e.g., the sublimation and condensation of rare gases on rare gases. (41)

Figure 5 shows sample gas and surface atom trajectories illustrating the various types of collisions. Nondimensional displacements are given on the left with corresponding velocities on the right. The abscissa is nondimensional with respect to ω_s^{-1} . Figure 5a with $\nu = 3.16$ and $\mu = .5$ represents a relatively adiabatic collision at $V_c = 1$ and $V_s = 0$ in region I (single collision) on Figure 3b. Figure 5b with $\nu = \mu = 1$, $V_c = 0$, and $V_s = .2$ is on the boundary between region I (single collision) and region II (double collision) on Figure 3a. In this limiting case the initial conditions for Figure 5b are on the collision duration discontinuity in V_c , V_s space. Figure 5c, with $\nu = \mu = 1$, $V_c = 0$, and $V_s = .86$, shows a relatively impulsive double collision in region II on Figure 3a.

IV. GENERAL SOLUTIONS

A. Equilibrium Transition Rate

The fundamental role of the one-way equilibrium transition rate, $R(\epsilon', \epsilon)d\epsilon d\epsilon'$ is evident from the functional form of the master equation, Equation (3), and the adsorption and desorption rate constants given by Equation (15) and (16) where $R(f, \epsilon)$ is defined in terms of $R(\epsilon', \epsilon)$ by Equation 5. The one-way differential transition rate may be expressed as a flux in phase space from the state ϵ to the state ϵ' : (38)

$$dR = \rho(\underline{v} \cdot \underline{n})ds \quad (38)$$

where ds is a differential element of a surface in phase space separating the states ϵ and ϵ' on which $(\underline{v} \cdot \underline{n}) > 0$, \underline{v} is the generalized velocity of a point

in phase space, \underline{n} is the unit outward normal to ds , and $\rho(\underline{q}, \underline{p})$ is the density of points representing the state of a system of n particles in a $6n$ dimensional phase space, the axes of which are the conjugate momentum, \underline{p} , and position, \underline{q} , coordinates of the particles.

For the case of a gas-atom, surface-atom collision, the only non-ignorable coordinates are the momentum of the gas atom, p_g , the momentum of the surface atom p_s , and the position of the surface atom Z . The one-way equilibrium transition rate may therefore be written in terms of the initial gas atom energy, ϵ , and the initial velocity and position of the surface atom, V_c and V_s , using Equation (38):

$$R(\epsilon, V_c, V_s) d\epsilon dV_c dV_s = \rho(p_g, p_s, Z) (\dot{Y} - \dot{Z}) dp_g dp_s dZ . \quad (39)$$

The surface in phase space across which the flux is monitored is given by $Y - Z = 0$ with the condition $\dot{Y} - \dot{Z} < 0$.

With the definitions: $dp_g = dE_g/2u$, $dp_s = m_s \dot{dZ}$, and $\dot{Y} = -u$, Equation (39) becomes

$$R(\epsilon, V_c, V_s) d\epsilon dV_c dV_s = \rho(E_g, \dot{Z}, Z) 2m_s (1 + \frac{Z}{u}) dE_g \dot{dZ} dZ . \quad (40)$$

Since it is assumed that the gas atom and surface atom are independent prior to collision, the phase space density in the initial state $\rho(E, \dot{z}, z)$ can be separated as a product of the gas particle density, $\rho_g(E_g)$ and the surface particle density, $\rho_s(E_s)$:

$$\rho(E_g, \dot{Z}, Z) = \rho_g(E_g) \rho_s(E_s) = \frac{N_g \exp(-E_g/kT)}{Q_g} \times \frac{\exp(-E_s/kT)}{Q_s} \quad (41)$$

where N_g is the number of gas atoms, Q_g is the gas partition function, $Q_s = 2\pi kT/\omega_s$ is the solid atom partition function, and it is assumed

that for the equilibrium transition rate calculation, the phase space points have a Boltzman distribution. Substituting Equation (41) into Equation (40) with $E_g = kT\epsilon$, $E_s = \frac{1}{2} m_s u^2 (V_c^2 + V_s^2)$, $dZ = u dV_c$, and $dZ = u \omega_s^{-1} dV_s$ yields

$$R(\epsilon, V_c, V_s) d\epsilon dV_c dV_s = \frac{N_g}{Q_g} e^{-\epsilon} \left(\frac{m_s u^2}{\pi} \right) e^{-\frac{\epsilon}{u} (V_c^2 + V_s^2)} (1 + V_c) d\epsilon dV_c dV_s. \quad (42)$$

The one-way equilibrium transition rate, nondimensionalized with respect to $N_g kT/Q_g$ is then

$$\mathcal{R}(\epsilon, V_c, V_s) d\epsilon dV_c dV_s = \frac{\epsilon}{\pi u} (1 + V_c) \exp\left[-\frac{\epsilon}{u} (V_c^2 + V_s^2 + u)\right] d\epsilon dV_c dV_s \quad (43)$$

where the nondimensional initial gas atom kinetic energy, ϵ , surface atom velocity, V_c , and surface atom displacement, V_s , are defined in the previous sections.

From the definition of the partition function,

$$\frac{N_g kT}{Q_g} = \frac{N_f kT}{Q_f} = \frac{NkT}{Q} \quad (44)$$

where the subscript g indicates all gas atoms, the subscript f indicates only free atoms, and no subscript refers to adatoms. Thus the transition rate given by Equation (43) may be nondimensionalized in a variety of ways. In adsorption processes, Equation (43) is non-dimensional with respect to

$$\frac{N_f kT}{Q_f} = \frac{F}{4} \left(\frac{8kT}{\pi m_g} \right)^{1/2} e^{-\delta} = \frac{F \bar{c}}{4} e^{-\delta} \quad (45)$$

where \bar{c} is the mean speed of the free atoms, and $Q_f = (2\pi m_g kT)^{1/2}$ for gas atoms moving normal to the surface. The transition rate

in desorption processes is nondimensionalized with respect to

$$\frac{NkT}{\Omega} = \frac{\Lambda_e \omega}{2\pi} \quad (46)$$

where Λ_e is the equilibrium adatom concentration.

Equation (43) shows that the one-way equilibrium transition rate has a strong maximum in initial condition (V_c, V_s) space. In the limit $\epsilon \rightarrow \infty$, $\mathcal{R}(\epsilon, V_c, V_s)$ resembles a delta function at:

$$\begin{aligned} V_s &= 0 \\ V_c &= \frac{1}{2}[(1 + 2\mu/\epsilon)^{1/2} - 1] \rightarrow 0. \end{aligned} \quad (47)$$

This behavior is useful in making the variable transformation from $\mathcal{R}(\epsilon, V_c, V_s)$ to $\mathcal{R}(\epsilon', \epsilon)$. The energy transfer, and therefore the final energy for a given initial energy, is given as an implicit but exact function of ϵ , V_c , and V_s by Equation (36). This function is plotted in Figure 3b for the particular but typical case, $\nu = 3.16$ and $\mu = .5$. It is seen that the surface, $\frac{\Delta}{\epsilon}(V_c, V_s)$, is approximately a plane in the neighborhood of the maximum of $\mathcal{R}(\epsilon, V_c, V_s)$. The equation of that plane is obtained by expanding $\frac{\Delta}{\epsilon}(V_c, V_s)$ in a two-dimensional Taylor series about the V_c, V_s values given by Equation (47) and truncating the expansion at the linear terms.

$$\frac{\Delta}{\epsilon}(V_c, V_s) = a - 1 + b V_s + c V_c \quad (48)$$

where $a = \dot{y}^2(\tau_c)$, $b = 2\dot{y}(\tau_c) \dot{y}_{V_s}(\tau_c)$, and $c = 2\dot{y}(\tau_c) \dot{y}_{V_c}(\tau_c)$ with subscripts indicating differentiation, and $\tau_c(0, 0)$ is obtained from Equation (33). A rotation transformation to two new coordinates, V_{sr} and V_{cr} , whose axes are parallel and normal to the intersection of the ϵ'

plane with the plane of the V_c , V_s axes, picks up the direction of the normal coordinate V_{cr} . This transformation is

$$\begin{aligned} V_{sr} &= V_c \left(1 + \frac{c^2}{b^2}\right)^{-1/2} - V_s \left(1 + \frac{b^2}{c^2}\right)^{-1/2} \\ V_{cr} &= V_c \left(1 + \frac{b^2}{c^2}\right)^{-1/2} + V_s \left(1 + \frac{c^2}{b^2}\right)^{-1/2} \end{aligned} \quad (49)$$

The Jacobian is unity. The V_{cr} , V_{sr} axes can be located on Figure 3b by an ~ 60 -degree counter-clockwise rotation from the V_c , V_s axes.

Inverting Equations (49), substituting into Equation (43), and integrating over V_{sr} gives

$$\mathcal{R}(V_{cr}, \epsilon) dV_{cr} d\epsilon = \left(\frac{\epsilon}{\pi\mu}\right)^{1/2} \left(1 + V_{cr} \left(1 + \frac{b^2}{c^2}\right)^{-1/2}\right) \exp\left\{-\frac{\epsilon}{\mu} V_{cr}^2 - \epsilon\right\} dV_{cr} d\epsilon \quad (50)$$

The one-way equilibrium transition rate is then obtained from Equation (50) using $\mathcal{R}(\epsilon, \epsilon') d\epsilon' d\epsilon = \mathcal{R}(V_{cr}(\epsilon'), \epsilon) \left| \frac{dV_{cr}}{d\epsilon'} \right| d\epsilon' d\epsilon$ and $V_{cr}(\epsilon', \epsilon) = (\epsilon' - a\epsilon)\epsilon^{-1} (b^2 + c^2)^{-1/2}$ with the desired result

$$\mathcal{R}(\epsilon, \epsilon') = \frac{\epsilon(c^2 + b^2) + c(\epsilon' - a\epsilon)}{(\pi\mu)^{1/2} (\epsilon(c^2 + b^2))^{3/2}} \exp\left\{\frac{-(\epsilon' - a\epsilon)^2}{\mu\epsilon(b^2 + c^2)} - \epsilon\right\} \quad (51)$$

This approximate rate does not satisfy the symmetry required by detailed balancing. A symmetric form can be constructed by taking the arithmetic mean of $\mathcal{R}(\epsilon, \epsilon')$ and $\mathcal{R}(\epsilon', \epsilon)$. Numerical comparisons show negligible distinction between the symmetric and unsymmetric rates.

Introducing the approximations: $a \sim 1$, $\epsilon \sim \bar{\epsilon} = (\epsilon + \epsilon')/2$, and $\Delta/2\epsilon \ll 1$ yields a simple symmetric kernel:

$$\mathcal{R}(\bar{\epsilon}, \Delta) = \frac{1}{(\mu\pi\bar{\epsilon}(b^2 + c^2))^{1/2}} \exp\left\{-\frac{\Delta^2}{\mu\bar{\epsilon}(b^2 + c^2)} - \bar{\epsilon}\right\} \quad (52)$$

where $\bar{\epsilon} = (\epsilon' + \epsilon)/2$ is the mean energy, and $\Delta = \epsilon' - \epsilon$ is the energy transfer. This approximate one-way equilibrium transition rate is used in the

calculations reported here. Figure 6 shows contours of constant non-dimensional one-way equilibrium transition rate, $\mathcal{R}(\epsilon, \epsilon')$ in the range 10^0 to 10^{38} in ϵ, ϵ' space. The gradient of $\mathcal{R}(\epsilon, \epsilon')$ along the Δ axis is much greater than along the $\bar{\epsilon}$ axis. This difference allows an expansion of the population $X(\epsilon, t)$ about $\Delta = 0$ to obtain an equivalent diffusion equation for $X(\epsilon, t)$ from the master equation. The exponential decay in $\bar{\epsilon}$ follows from the Boltzman factor. A typical well depth, $\delta = 13$, is indicated by the dashed line in Figure 6. There are four transition regions separated by $\epsilon' = \delta$ and $\epsilon = \delta$: for ϵ and $\epsilon' > \delta$, the gas atom is never trapped; when ϵ and $\epsilon' < \delta$, transitions occur between states in the well; for $\epsilon < \delta$ and $\epsilon' > \delta$ desorption takes place; and in the region $\epsilon' < \delta$ and $\epsilon > \delta$ gas phase atoms are adsorbed.

Once the equilibrium transition rate is known, the one-way equilibrium desorption rate, $\mathcal{R}(f, \epsilon)$, is obtained as the integral of $\mathcal{R}(\epsilon', \epsilon)$ over $\delta < \epsilon' < \infty$ given by Equation (5). This is equivalent to integrating Equation (52) over $.5(\delta + \epsilon) < \bar{\epsilon} < \infty$ using $\Delta = 2(\bar{\epsilon} - \epsilon)$ with ϵ as a parameter. The result is

$$\mathcal{R}(f, \epsilon) = \frac{1}{2} \exp(-4qp\epsilon + 8q^2\epsilon) \left[\operatorname{erfc}(p\ell - \frac{2q\epsilon}{\ell}) + e^{8qp\epsilon} \operatorname{erfc}(p\ell + \frac{2q\epsilon}{\ell}) \right] \quad (53)$$

where $q = (\mu(b^2 + c^2))^{-1/2}$, $p = (4q^2 + 1)^{1/2}$, $\ell = (\frac{\delta + \epsilon}{2})^{1/2}$.

The Gaussian behavior of the kernel for Equation (5) given by Equation (52) is clear in Figure 7 where the nondimensional transition rate is plotted versus energy transfer for $\mu = .5$ and $\nu = 3.16$. The two curves, equivalent to slicing Figure 6 along $\bar{\epsilon} = 10$ and $\bar{\epsilon} = 30$,

indicate that the mean energy transfer increases as the incident energy increases. This is reasonable since harder collisions should be more impulsive. The broadening of the kernel half-width appears in Equation (52) as a Gaussian scale factor of $(\bar{c})^{-1}$.

B. Steady State Adatom Energy Distribution

Two methods were used to obtain approximate solutions to the master equation for the steady state adatom energy distribution.

1. Equivalent Diffusion Equation

Equation 3 may be converted to an equivalent diffusion equation⁽²⁷⁾ which identifies the desorption process with a diffusion process in phase space.⁽²⁴⁾ This is a particular form of the more general transformation to a Fokker-Planck equation.⁽²⁵⁾ In the steady state approximation the equivalent diffusion equation is

$$\frac{\partial}{\partial c} \left(\frac{\Delta_2(c)}{2} \frac{\partial \chi(c)}{\partial c} \right) = 0 \quad (54)$$

where $\Delta_n(c) = \int_{-\infty}^{\infty} (c' - c)^n \mathcal{K}(c, c') dc'$ is the n^{th} moment of the energy transfer with respect to the equilibrium transition rate. Equation (54) is a valid approximation to the master equation when the form of $\mathcal{K}(c, c')$ is such that $\Delta_1 \approx \frac{1}{2} \partial \Delta_2 / \partial c$.

Figure 8, where $v = 3.16$ and $u = .5$, indicates this criteria is satisfied for $c > 2$ for the kernel given by Equation (52). This result is typical for all values of the inertia and frequency parameters. Figure 8 also displays the exponential energy dependence of $\Delta_n(c)$ due to the Boltzmann factor in $\mathcal{K}(c, c')$. The normalization condition, $\chi(0) = 1$, replaces the boundary condition at the bottom of the well since the solution of Equation (54) is not well defined with first derivative boundary

conditions. The boundary condition at $\epsilon = \delta$ is $\frac{\Delta_2(\delta)}{2} \frac{\partial(\delta)}{\partial \epsilon} = -2\Gamma(\delta) \chi(\delta)$ where δ is the well depth and $\Gamma(\delta)$ is the "one-way equilibrium desorption flux":

$$\Gamma(\delta) = \int_0^\delta \int_\delta^\infty \mathcal{R}(\epsilon, \epsilon') d\epsilon' d\epsilon . \quad (55)$$

Once the equilibrium transition rate is known, $\Gamma(\delta)$ can be integrated directly. Using the approximate kernel given by Equation (52) and changing variables to $\bar{\epsilon}$ and Δ , $\Gamma(\delta)$ is obtained by integrating over $2(\delta - \bar{\epsilon}) < \Delta < \infty$ for $-\infty < \bar{\epsilon} < \delta$ and over $2(\bar{\epsilon} - \delta) < \Delta < \infty$ for $\delta < \bar{\epsilon} < \infty$ with the result

$$\Gamma(\delta) = \exp(-\delta + \delta/16q^2) \operatorname{erf}(\delta^{1/2}/4q) . \quad (56)$$

This approximate equilibrium desorption flux is valid when $a \approx 1$, $\frac{2\delta}{\mu} \gg 1$ and $8q^2 \gg 1$.

The steady state reduced population in the diffusion approximation is, integrating Equation (54) subject to the above boundary conditions:

$$\chi(\epsilon) = 1 - \int_0^\epsilon \Delta_2(\epsilon)^{-1} d\epsilon / [\int_0^\delta \Delta_2(\epsilon)^{-1} d\epsilon + \frac{1}{4} \Gamma(\delta)^{-1}] . \quad (57)$$

Numerical integration, using Equation (56) for $\Gamma(\delta)$ and $\Delta_2(\epsilon)$ as given in the Appendix gives the results described here.

The diffusion approximation is useful since its range of validity includes significant nonequilibrium effects, and the moments of the transition rate $\mathcal{R}(\epsilon, v_c, v_g)$ as shown in the Appendix are sufficient to obtain a solution. A criterion for validity of the diffusion solution is given by the mean square energy transfer per collision $\Delta_2(\epsilon)/\Delta_0(\epsilon)$, shown in Figure 9 for $\nu = 3.18$, $\mu = .72$, and $\nu = 3.14$, $\mu = .46$. When $\Delta_2/\Delta_0 < 1$, the diffusion solution is accurate. When $\Delta_2/\Delta_0 > 1$, the terms $O(\delta^n)$ dropped in the diffusion approximation become important.

Figure 10a shows equivalent diffusion equation solutions given by Equation (57) for the steady state reduced population for $\nu = 3.16$, $\mu = .5$, and $\delta = 10$ and 30 . The ratio of the actual to the equilibrium energy distribution is plotted versus energy below the top of the well. Those energy levels for which $\chi(\epsilon)$ equals one have a Boltzmann distribution. The levels for which $\chi(\epsilon)$ is less than one are depleted. The magnitude of the depletion is determined by the rate at which atoms "diffuse" up the well to replace the adatoms that desorb. When the energy transfer in a collision is small, diffusive movement of adatoms among the energy states in the well is slower than the desorption process, and the upper levels deplete. However, when the energy transfer is large, the desorbed atoms are rapidly replaced by adatoms from lower levels, and the true population approaches an equilibrium population.

2. Iteration Solution

When the energy transfer per collision is large, $\Delta_2/\Delta_0 > 1$, iteration schemes converge rapidly, and the first iteration is a valid approximation to $\chi(\epsilon)$. The steady state adatom energy distribution is then obtained from an iteration solution to Equation (10) in the form

$$\chi_j(\epsilon) = \int_0^\delta \mathcal{R}(\epsilon, \epsilon') \chi_{j-1}(\epsilon') d\epsilon' / \int_0^\infty \mathcal{R}(\epsilon, \epsilon') d\epsilon' \quad (58)$$

where $\chi_j(\epsilon)$ is the j^{th} iteration approximation to the steady state reduced population. Assuming the trial function $\chi_0(\epsilon) = 1.0$ for $\epsilon < \delta$ and substituting Equation (52) into Equation (58) with a change in integration variable from ϵ' to $(\bar{\epsilon})^{1/2}$ gives

$$\chi_1(\epsilon) = \int_0^l \mathcal{R}(x, \epsilon) dx / \int_0^\infty \mathcal{R}(x, \epsilon) dx \quad (59)$$

where $\mathcal{R}(x, \epsilon) = \frac{2}{\sqrt{\pi}} \exp \{ - (p^2 x^2 - g^2 x^{-2} + pg) \}$ with $x = (\bar{\epsilon})^{1/2}$ and $g = 2q\epsilon$. Integration^(42,43) yields a first iteration approximation for the steady state reduced population.

$$\chi_1(\epsilon) = 1 - \frac{1}{2} \left(\operatorname{erfc}(pl - \frac{2q\epsilon}{l}) + \operatorname{erfc}(pl + \frac{2q\epsilon}{l}) \exp(8pq\epsilon) \right) \quad (60)$$

A second iteration approximation for the steady state population at the top of the well, $\chi_2(\delta)$, may be found by numerical integration of Equation (58) with $j = 2$ and $\epsilon = \delta$ using Equation (59) for $\chi_{j-1}(\epsilon')$. The analytic single iteration approximation, Equation (60), is used in calculations reported here. Although no direct comparison is possible Figure 10b shows the equivalent diffusion equation and iteration solution approximate steady state reduced populations for $\nu = 3.18$, $\mu = .72$ at $\delta = 55.6$. X indicates a second iteration, $\chi_2(\delta)$. The mean energy transfer per collision, $\Delta_2(\delta)/\Delta_0(\delta)$, is 1.5. The actual population is close to equilibrium, and similar ratios of the steady state to equilibrium rate constants are obtained from both methods: Diffusion equation $k_d/k_{de} = .36$, and iteration solution $k_d/k_{de} = .88$.

C. Steady State Rate Constants

The energy integral of the master equation yields the adsorption and desorption rate constants in the steady state approximation. Two methods have been described for obtaining the steady state reduced population and the equilibrium desorption flux, required by Equations (15) and (16) for these rates. The iteration solution numerically integrates Equations (15) and (16) using Equation (60) for the steady reduced population, $\chi(\epsilon)$, and Equation (53) for the equilibrium desorption

rate, $R(f, c)$. The diffusion method formally integrates Equations (15) and (16) using Equation (57) for the steady state reduced population, $\chi(c)$, and Equation (56) for the desorption flux, $\Gamma(\delta)$, required as a boundary condition. Since the iteration method is valid over a restricted range of similarity parameters where the adatom ensemble is close to equilibrium, the diffusion method is used for the results described here.

The steady state desorption rate constant, obtained in the diffusion approximation from Equation (15) noting that $NkT/0 = \Lambda_e \omega_g / 2\pi$ for the collision model described in Section III is

$$k_d = \left(\frac{4\pi}{\omega_g} \left(\int_0^\delta \Delta_2^{-1} dc + \frac{1}{4} \Gamma(\delta)^{-1} \right) \right)^{-1} \quad (61)$$

where Δ_2 is given by Equation (A9) and $\Gamma(\delta)$ is given by Equation (57). The equilibrium desorption rate constant is obtained from Equation (15) using $\chi(c) = 1$:

$$k_{de} = \frac{\omega_g}{2\pi} \Gamma(\delta) . \quad (62)$$

The classical desorption rate constant, k_{de} , is given by Equation (2). The classical derivation¹ assumes that (1) the gas phase and the adsorbed phase are at equilibrium; and (2) the sticking coefficient is unity so that the rate of arrival equals the rate of adsorption. These assumptions are not physically realistic during the adsorption-desorption relaxation processes. The equilibrium desorption rate constant, Equation (62), is valid when the first assumption is correct, and the "steady state" desorption rate constant, Equation (61), does not require either assumption. For reference the equilibrium constant for the adsorption-desorption process is

$$k_e = \left[\frac{m}{2\pi kT} \right]^{1/2} \omega_g \exp(-\delta), \quad (63)$$

and the classical adsorption rate constant is the arrival rate,

$$k_{ac} = \frac{\bar{c}}{4} = \left[\frac{kT}{2\pi m_g} \right]^{1/2}. \quad (64)$$

When Equation (16) is valid, the equilibrium adsorption rate constant is

$$k_{ae} = \left(\frac{kT}{2\pi m_g} \right)^{1/2} \Gamma(\delta) \exp(\delta), \quad (65)$$

and the corresponding steady state adsorption rate constant is

$$k_a = \left[\frac{kT}{2\pi m_g} \right]^{1/2} \left[2 \int_0^\delta \Delta_2(c)^{-1} dc + \frac{1}{2} \Gamma(\delta)^{-1} \right]^{-1} \exp(\delta). \quad (66)$$

Equation (17) shows that the ratio of steady state to equilibrium rate constants is independent of the direction of the process. From Equation (17) with Equations (61) and (62) or Equations (66) and (65),

$$\frac{k_a}{k_{ae}} = \frac{k_d}{k_{de}} = \left[\frac{1}{2} + 2\Gamma(\delta) \int_0^\delta \Delta_2(c)^{-1} dc \right]^{-1}. \quad (67)$$

In the adiabatic limit $\Delta_2 \rightarrow 0$, and $\frac{k_a}{k_{ae}} = \frac{k_d}{k_{de}} \rightarrow 0$. In the impulsive limit Δ_2 is a maximum. Since $v \rightarrow \infty$ gives the adiabatic limit and $\delta \rightarrow \infty$ gives the impulsive limit, nonequilibrium effects generally increase as v increases and decreases as δ increases. Figure 11 presents the ratio of the steady state to equilibrium rate constants given by Equation (67) for $\mu = .2$ and 1 with $\delta = 10$. Under this condition of fixed δ , the classical desorption and adsorption rate constants for a given gas specie would be constants.

An interesting effect is shown by the contours of constant μ in Figure 11 which pinpoint the values of the similarity parameters

corresponding to highly nonequilibrium adatom energy distributions.

"Resonance" occurs when the larger normal mode frequency given by Equation (30) is an odd multiple of the smaller:

$$\omega_1 = (2n + 1)\omega_2 : n = 1, 2, 3 \dots \quad (68)$$

For normal mode frequencies which are not independent, the period of both the gas and the surface atom motion is a multiple of the longer of the two normal mode periods, $2\pi/\omega_2$. The end of a collision occurs at $t = \tau_c = \pi/\omega_2$, and since y and z have a common period, the velocities $\dot{y}(\tau_c)$ and $\dot{z}(\tau_c)$ return to their initial magnitudes. Thus at resonance the energy transfer is

$$\Delta/\epsilon = (\dot{y}(\tau_c))^2 - \dot{y}(0)^2 = 0, \quad (69)$$

and the adiabatic limit is reached. At frequency parameters near resonance, the steady state rate constant is orders of magnitude smaller than the equilibrium rate constant. Resonance is therefore a special case where nonequilibrium effects are extremely important. Including anharmonic damping would round off the minima in Figure 11, but would not change the qualitative picture.

Using Equation (30) for the normal mode frequencies in Equation (68) obtains the resonance values of ν as a function of μ plotted in Figure 12:

$$\nu_r(\mu) = (2/\psi(1 + (1 - \psi(1 + \mu))^{1/2}) - (1 + \mu))^{1/2} \quad (70)$$

where

$$\psi = 1 - \frac{[(2n + 1)^2 - 1]^2}{[(2n + 1)^2 + 1]^2} : n = 1, 2, 3 \dots$$

$\nu_r(\mu)$ goes to $2n + 1$ in both the limit $n \rightarrow \infty$, and the limit $\mu \rightarrow 0$. With these results and the steady state adatom energy distribution previously

derived, the magnitude and regions of import of nonequilibrium effects have been defined.

Figure 13 shows the variation of the adsorption rate constants given by Equations (65) and (66) for $\nu = 3.18$, $\mu = .72$, and $\nu = 2.66$, $\mu = .38$ over a range of dimensionless well depths δ from 10 to 80. The adsorption rate constant provides a more accurate measure of nonequilibrium effects since the exponential temperature dependence of the desorption rate constant is not present. The steady state and equilibrium rate constants shown are nondimensionalized with respect to the arrival rate, and the nondimensional well depth, δ , is equivalent to an inverse temperature. The displacement of the k_{ae} lines below $k_{ac} = 1$ gives a measure of the effect of a non-unity sticking coefficient. The corresponding displacement of the k_a lines below the k_{ae} lines indicates the effect of a nonequilibrium surface population.

The results given here are for adsorption from an incident gas with a Boltzman energy distribution about the surface temperature. When the incident gas stream has any other energy distribution, the adsorption rate constant is obtained from Equation (19). The result is Equation (66) multiplied by $H(0)$ where $H(0)$ is given by Equation (9) as

$$H(0) = \int_0^\infty \mathcal{R}(\epsilon, 0) \chi_g(\epsilon) d\epsilon / \int_0^\infty \mathcal{R}(\epsilon, 0) d\epsilon. \quad (71)$$

For the case of a gas with a Boltzman energy distribution at a temperature T_g , $\chi_g(\epsilon) = \eta^{1/2} \exp[-\eta(\epsilon - \delta) + \epsilon - \delta]$ where $\eta = T/T_g$. Substituting this expression and the value of $\mathcal{R}(\epsilon, 0)$ obtained from Equation (51) into Equation (71) and integrating gives

$$H(0) = \eta^{1/2} \{ \exp \delta (\eta - 1) \} \left(\frac{a^2 q^2 + 1}{a^2 q^2 + \eta} \right)^{1/2} \cdot \frac{\operatorname{erfc}[\delta(a^2 q^2 + \eta)]^{1/2}}{\operatorname{erfc}[\delta(a^2 q^2 + 1)]^{1/2}}. \quad (72)$$

For the case of a monoenergetic incident beam of energy ϵ_0 ,

$\chi_g(\epsilon) = (4V_0/\bar{c}) \delta(\epsilon - \delta - \epsilon_0) \exp(\epsilon - \delta)$, and Equation (71) gives

$$H(0) = \frac{4V_0}{\bar{c}} \left(\frac{a^2 q^2 + 1}{\pi(\epsilon_0 + \delta)} \right)^{1/2} \frac{\exp[-a^2 q^2 \epsilon_0 - (a^2 q^2 + 1)\delta]}{\operatorname{erfc}[(a^2 q^2 + 1)\delta]^{1/2}} \quad (73)$$

where $V_0 = (2kT\epsilon_0/m_g)^{1/2}$ is the velocity of the atoms in the beam, and $\bar{c} = (8kT/\pi m_g)^{1/2}$ is the mean thermal speed for a gas of atoms in equilibrium with the surface. Figure 14 shows $H(0) \eta^{-1/2}$ given by Equation (72) versus the frequency parameter, ν , for $\eta = 0, 1$, and 10 with $\mu = .2$ and 1. The well depth, δ , was fixed at $\delta = 10$; there was no measurable variation of $H(0)$ with well depth over $10 < \delta < 30$. $H(0) \eta^{-1/2} = 1$ for all $\nu_r(\mu)$ and for $\eta = 1$.

Figure 15 shows the η dependence of $H(0) \eta^{-1/2}$ given by Equation (72) for $\nu = 3.18$, $\mu = .72$, and $\nu = 2.66$, $\mu = .38$. The effect of the former set of parameters being "off resonance" while the latter is "on resonance" is clear from the near unity $H(0) \eta^{-1/2}$ for the resonance system.

As a sample calculation of the steady state rate constants, consider the case of a xenon gas impinging on a clean tungsten surface. Comparison of the soft cube model with scattering pattern data⁽¹⁸⁾ indicates a frequency parameter $\nu = 2.0$ and a well depth $D = 4500^\circ\text{K}$ for this system. The inertia ratio is $\mu = .72$. If the surface temperature were 100°K , δ would be 45. If $T_g = 100^\circ\text{K}$, $\eta = 1$, and $H(0) = 1$; therefore, from Equation (66) $k_a = 2.0 \times 10^3 \text{ cm sec}^{-1}$.

If $T_g = 1000^\circ\text{K}$, $\eta = 0.1$ and from Equation (72) $H(0) = .36$; therefore, from Equation (19) $k_a = .72 \times 10^3 \text{ cm sec}^{-1}$. The desorption rate constant is the same for all T_g ; here $k_d = 4.5 \times 10^{-8} \text{ sec}^{-1}$. Note that the energy distribution of the incident stream primarily affects the sticking coefficient while the steady state distribution given by Equation (57) remains a good approximation to the adatom energy distribution for all η .

V. CONCLUDING REMARKS

In summary, the time evolution of a nonequilibrium ensemble of gas atoms adsorbed on a solid surface has been described. The temperature and atomic species dependence of the phenomenological rate constants in the experimentally observed first-order rate equation has been obtained from the energy integral of the governing master equation. The pertinent similarity parameters and energy transition probabilities for gas atoms colliding with solid surfaces have been derived from a classical interaction model using a gas-surface potential composed of an oscillating harmonic repulsion and a stationary attraction. The master equation for the reduced adatom energy population has been solved in the steady state approximation by iteration when the mean energy transfer per collision is greater than kT and by conversion to an equivalent diffusion equation with the second moment of the energy transfer assigned the role of diffusion coefficient in the case of mean energy transfer less than kT .

The magnitude of the departure from equilibrium due to the depletion of the energy levels near the top of the surface potential well

is defined by the steady state reduced adatom energy population. It was found that for "resonance" values of the ratio of surface-to-gas oscillator frequencies, gas-surface collisions were sufficiently adiabatic that the adatom energy distributions were appreciably non-equilibrium, and the steady state rate constants were depressed orders of magnitude below the equilibrium rate constants. Experimental verification of this prediction would be extremely useful.

The ratio of the steady state desorption to adsorption rate constants is the equilibrium constant, unless an incident gas exists with an energy distribution which is not Boltzman about the surface temperature. If such a gas exists the adsorption rate constant is modified by the ratio of the adsorption rate at the bottom of the gas-surface potential well from the actual incident energy distribution to the adsorption rate at that energy level from an equilibrium incident energy distribution. The desorption rate constant is unmodified; therefore, the ratio of rate constants is the product of the equilibrium constant and the ratio of adsorption rates at the bottom of the well.

Comparisons with experimental data, as described in a later paper, indicate the results of this analysis are reasonable; however, insufficient experimental results are available at the present time to say that the theory has been confirmed. This treatment obtains the detailed time history of the energy distribution of the adsorbed ensemble. The adsorption-desorption rate problem considered here is but one of a large set of problems whose solution may be described by similar analysis. Gas-surface potential parameters obtained from this

approach permit prediction of many phenomena; therefore, rigorous experimental verification is feasible.

Possible extensions of the model are (1) to account for surface roughness by introducing a distribution of surface orientations or well depths; (2) to include energy transitions induced by adatom-adatom collisions in the master equation, thus eliminating the low surface concentration restriction; and (3) to add another degree of freedom to the master equation to account for internal energy excitation, thus extending the analysis to ad molecules.

ACKNOWLEDGMENTS

The authors are grateful for helpful discussions with Professors Ronald Probst, Leon Trilling, and Robert Stickney. This research was supported by the Advanced Research Projects Agency of the Department of Defense and was monitored by the Office of Naval Research under Contract No. N00014-67-A-0204-0040 and ARPA Order No. 322.

APPENDIX: ENERGY TRANSFER MOMENTS

The moments defined in Section IV are evaluated here for the collision model described in Section III. Using the equilibrium transition rate given by Equation (43) for the required kernel and recognizing that integration over c' is equivalent to integration over V_c and V_s yields:

$$\Delta_n(\epsilon) = \int_{-\infty}^{\infty} \int_{-\infty}^{\infty} \Delta^n \cdot \frac{\epsilon}{\pi\mu} (1 + V_c) \exp - \frac{\epsilon}{\mu} (V_c^2 + V_s^2 + \mu) dV_c dV_s \quad (A1)$$

where the lower limit of V_c has been extended to $-\infty$ with a negligible additional contribution to the integral. Since the energy transfer, Δ , is implicitly dependent on V_c and V_s through the collision duration τ_c , it is necessary to approximate Δ by a two-dimensional Taylor expansion about the maximum in the kernel taken here to second order. This expansion is

$$\begin{aligned} \Delta(V_c, V_s) &= \tilde{\Delta} + \tilde{\Delta}_{V_c} (V_c - \tilde{V}_c) + \tilde{\Delta}_{V_s} (V_s - \tilde{V}_s) \\ &+ \frac{1}{2} [\tilde{\Delta}_{V_c V_c} (V_c - \tilde{V}_c)^2 + 2\tilde{\Delta}_{V_c V_s} (V_c - \tilde{V}_c)(V_s - \tilde{V}_s) \\ &+ \tilde{\Delta}_{V_s V_s} (V_s - \tilde{V}_s)^2] \end{aligned} \quad (A2)$$

where the tilde superscript indicates evaluation at the kernel maximum ($\tilde{V}_s = 0, \tilde{V}_c = .5((1 + 2\mu/\epsilon)^{1/2} - 1)$) and subscripts indicate differentiation. Third-order terms are odd and contribute negligibly to the integral. The coefficients in Equation (A2) are

$$\begin{aligned} \tilde{\Delta} &= \epsilon(y^2 - 1), & \tilde{\Delta}_{V_c V_c} &= 2 \epsilon (y_{V_c}^2 + \dot{y} \dot{y}_{V_c V_c}) \\ \tilde{\Delta}_{V_c} &= 2 \epsilon \dot{y} \dot{y}_{V_c}, & \tilde{\Delta}_{V_c V_s} &= 2 \epsilon (\dot{y}_{V_s} \dot{y}_{V_c} + \dot{y} \dot{y}_{V_c V_s}) \\ \tilde{\Delta}_{V_s} &= 2 \epsilon \dot{y} \dot{y}_{V_s}, & \tilde{\Delta}_{V_s V_s} &= 2 \epsilon (y_{V_s}^2 + \dot{y} \dot{y}_{V_s}) \end{aligned} \quad (A3)$$

where

$$\dot{y} = v_s \dot{f}_1 + v_c \dot{f}_2 + \dot{f}_3, \quad \dot{y}_{V_c} = \dot{f}_2, \quad \dot{y}_{V_s} = \dot{f}_1 \quad (A4)$$

with

$$\begin{aligned} \dot{f}_1 &= (\zeta \omega_1 \sin \omega_1 \tau_c - \omega_2 \sin \omega_2 \tau_c) / (1 - \zeta) \\ \dot{f}_2 &= (\cos \omega_2 \tau_c - \cos \omega_1 \tau_c) / (\omega_1^2 - \omega_2^2) v^2 \\ \dot{f}_3 &= ((1 - v^2 \omega_1^2) \cos \omega_2 \tau_c - (1 - v^2 \omega_2^2) \cos \omega_1 \tau_c) / (\omega_1^2 - \omega_2^2) v^2 \end{aligned} \quad (A5)$$

and where

$$\begin{aligned} \dot{y}_{V_c V_c} &= [(\omega_1 \sin \omega_1 \tau_c - \omega_2 \sin \omega_2 \tau_c) / (\omega_1^2 - \omega_2^2) v^2] \tau_{cV_c} \\ \dot{y}_{V_c V_s} &= [(\omega_1 \sin \omega_1 \tau_c - \omega_2 \sin \omega_2 \tau_c) / (\omega_1^2 - \omega_2^2) v^2] \tau_{cV_s} \\ \dot{y}_{V_s V_s} &= [\omega_2^2 (\cos \omega_1 \tau_c - \cos \omega_2 \tau_c) / (1 - \zeta)] \tau_{cV_s} \end{aligned} \quad (A6)$$

with

$$\begin{aligned} \tau_{cV_c} &= (\omega_1 \sin \omega_1 \tau_c - \omega_2 \sin \omega_2 \tau_c) / (\omega_1^2 - \omega_2^2) (\dot{y} - \dot{z}) v^2 \\ \tau_{cV_s} &= \omega_2^2 (\cos \omega_1 \tau_c - \cos \omega_2 \tau_c) / ((1 - \zeta) (\dot{y} - \dot{z})) \end{aligned} \quad (A7)$$

where $\tau_c(V_s, V_c)$ is evaluated via Equation (33). These expressions were obtained by differentiating Equation (31). Substituting Equations (A2) through (A7) into (A1) and integrating obtains the following moments.

$$\Delta_0(\epsilon) = \exp(-\epsilon) \quad (A8)$$

$$\begin{aligned} \Delta_1(\epsilon) &= (\exp(-\epsilon)) \left(\tilde{\Delta} + \left(\frac{\mu}{2\epsilon} - \tilde{V}_c \right) \tilde{\Delta}_{V_c} \right. \\ &\quad \left. + \frac{\mu}{4\epsilon} \left[\left(\frac{2\epsilon}{\mu} \tilde{V}_c^2 - 2\tilde{V}_c + 1 \right) \tilde{\Delta}_{V_c V_c} + \tilde{\Delta}_{V_s V_s} \right] \right) \end{aligned} \quad (A9)$$

$$\Delta_2(c) = (\exp(-c)) (\bar{\Delta}^2 + (\frac{\mu}{2c} - \bar{v}_c) \bar{\Delta} \bar{\Delta}_{V_c}) \quad (A10)$$

$$+ \frac{\mu}{2c} \{ (\frac{2c}{\mu} \bar{v}_c^2 - 2\bar{v}_c + 1) (\bar{\Delta}_{V_c}^2 + \bar{\Delta} \bar{\Delta}_{V_c V_c}) + \bar{\Delta}_{V_s}^2 + \bar{\Delta} \bar{\Delta}_{V_s V_s} \} .$$

The zeroth moment is simply the collision rate. The first moment, as indicated in Figure 8 satisfies the criteria⁽²⁷⁾ $\Delta_1(c) = .5 \partial \Delta_2(c) / \partial c$ required for validity of the diffusion approximation. A measure of the mean energy transfer per collision is given by the ratio of the second to zeroth moments. The dominance of second-order terms in the energy transfer Taylor expansion is exhibited in the linear dependence of Δ_2/Δ_0 on c as shown in Figure 9. Using Equation (A10) to evaluate Δ_2 in Equation (30) gives the desired steady state solution to the approximate diffusion equation for the adatom energy distribution.

In addition to these moments an approximate one-way equilibrium desorption flux is given by the first moment of the absolute value of the energy transfer

$$\Gamma(\epsilon) = \frac{1}{2} |\Delta|_1(\epsilon) = \frac{1}{2} \int_{-\infty}^{\infty} |\Delta| R(\epsilon, \epsilon') d\epsilon' . \quad (A11)$$

Using a rotation transformation similar to that used to obtain $\mathcal{R}(\epsilon, \epsilon')$ from $\mathcal{R}(\epsilon, v_c v_s)$, Equation (A11) may be separated into a summation of integrals in which Δ has a constant sign, thus bringing the absolute value outside the individual integrals. Asymptotically expanding the resulting parabolic cylinder functions obtains

$$|\Delta|_1(\epsilon) = .5\epsilon (\Delta_{V_s}^2 + \Delta_{V_c}^2)^{1/2} \exp(-\epsilon - \frac{11\epsilon c^2}{20\mu}) \{ \frac{B\mu}{\epsilon} \sinh [(5\epsilon/\mu)^{1/2} c]$$

$$+ 2(1 - BC) (\mu/\pi\epsilon)^{1/2} \exp(-\frac{\epsilon c^2}{30\mu}) \cosh [(3\epsilon/\mu)^{1/2} c] \}$$

(A12)

where

$$B = (1 + \frac{\tilde{\Delta}_B^2}{\tilde{\Delta}_C^2})^{-1/2}$$

$$C = (\tilde{\Delta} - \tilde{v}_c \tilde{\Delta}_C) / (\tilde{\Delta}_B^2 + \tilde{\Delta}_C^2)^{1/2} .$$

REFERENCES

1. J. Frenkel, *Z. Physik* 26, 117 (1924).
2. G. Armand, *Surface Science* 6, 345-361 (1967)
3. G. Armand, *Surface Science* 9, 145-164 (1968).
4. G. Armand, *C. R. Acad. Sc. Paris Serie B* 265, 1217 (1967).
5. G. Armand, *C. R. Acad. Sc. Paris Serie B* 266, 193 (1968).
6. G. Armand, *C. R. Acad. Sc. Paris Serie B* 266, 1042 (1968).
7. G. Armand, *Journal de Mecanique* 7, 5-25 (1968).
8. G. Armand, *Le Vide* 139, 18 (1969).
9. G. Armand, Sixth Int'l. Symposium on Rarefied Gas Dynamics,
L. Trilling and H. Wachman, eds., (Academic Press, Inc., N. Y.,
1969), Vol. 2, p. 1055.
10. F. O. Goodman, *J. Phys. Chem. Solids* 24, 1451 (1963).
11. F. O. Goodman, *J. Phys. Chem. Solids* 26, 85 (1965).
12. F. O. Goodman, *Surface Science* 3, 386-414 (1965).
13. F. O. Goodman, *J. Chem. Phys.* 50, 3855 (1969).
14. V. B. Leonas, *Zh. Prikl. Mekh. I. Tekhn. Fiz.*, 3, 71-74 (1965).
15. J. E. Lennard-Jones, *Proc. Roy. Soc. (London)* A163, 127-131 (1937).
16. J. E. Lennard-Jones, *Trans. Faraday Soc.* 28, 333-359 (1932).
17. R. M. Logan and R. E. Stickney, *J. Chem. Phys.* 44, 195-201 (1966).
18. R. M. Logan and J. C. Keck, *J. Chem. Phys.* 49, 860-876 (1968).
19. R. A. Oman et al., Fourth Int'l. Symposium on Rarefied Gas Dynamics,
J. H. deLeeuw, ed., (Academic Press, Inc., N. Y., 1964), Vol. 2,
p. 396.
20. L. Trilling, *Journal de Mecanique* 3, 215 (1964).

21. J. D. McClure and Y. Wu, Sixth Int'l. Symposium on Rarefied Gas Dynamics, L. Trilling and H. Wachman, eds., (Academic Press, Inc., N. Y., 1969), Vol. 2, p. 1191.
22. L. Trilling, Fundamentals of Gas-Surface Interactions, H. Saltsburg et al., eds., (Academic Press, N. Y., 1967).
23. H. N. Kogan, Rarefied Gas Dynamics (Plenum Press, N. Y., 1969).
24. H. A. Kramers, Physica 7, 284-304 (1940).
25. H. G. von Kampen, Can. J. Phys. 39, 551-567 (1961).
26. J. C. Keck, J. Chem. Phys. 29, 470 (1958).
27. J. C. Keck and G. F. Carrier, J. Chem. Phys. 43, 2284-2298 (1965).
28. J. C. Keck, Adv. in Chem. Phys. 13, 85 (1966).
29. J. C. Keck, J. Chem. Phys. 46, 4211-4213 (1967).
30. J. C. Keck and A. Kalelkar, J. Chem. Phys. 49, 3211 (1968).
31. C. A. Brau, J. C. Keck, and G. F. Carrier, Phys. Fluids 9, 1885-1895 (1966).
32. D. L. Bunker, Theory of Elementary Gas Reaction Rates (Pergamon Press, N. Y., 1966), pp. 76-107.
33. G. Erhlich, "Modern Methods in Surface Kinetics," in Advances in Catalysis 4, 259-263 (1963).
34. A. Y. Cho and C. D. Hendricks, J. Appl. Phys. 40, 3339-3345 (1969).
35. H. Shelton and A. Y. Cho, J. Appl. Phys. 37, 3544-3548 (1966).
36. J. R. Arthur, Jr., Report on 27th Annual Conference - Physical Electronic, M.I.T., 188-192 (1967).
37. J. B. Hudson and J. S. Sandejas, J. Vac. Sci. Technol. 4, 230-238 (1967).
38. F. L. Hughes, Phys. Rev. 113, 1036-1038 (1959).
39. J. B. Taylor and I. Langmuir, Phys. Rev. 44, 423-458 (1933).

40. J. P. Moran, M.I.T. Fluids Dyn. Res. Lab. Report T 68-1 (1968).
41. L. L. Levenson, C. R. Acad. Sc. Paris Serie B, 1217-1220 (1967).
42. M. Abramowitz and I. Stegun eds., Handbook of Mathematical Functions
(National Bureau of Standards, Washington, D. C., 1964) p. 304.
43. I. Gradshteyn and I. Ryzhik; Table of Integrals, Series, and Products.,
A. Jeffrey, trans. ed. (Academic Press, N. Y. 1965) p. 341.

FIGURE CAPTIONS

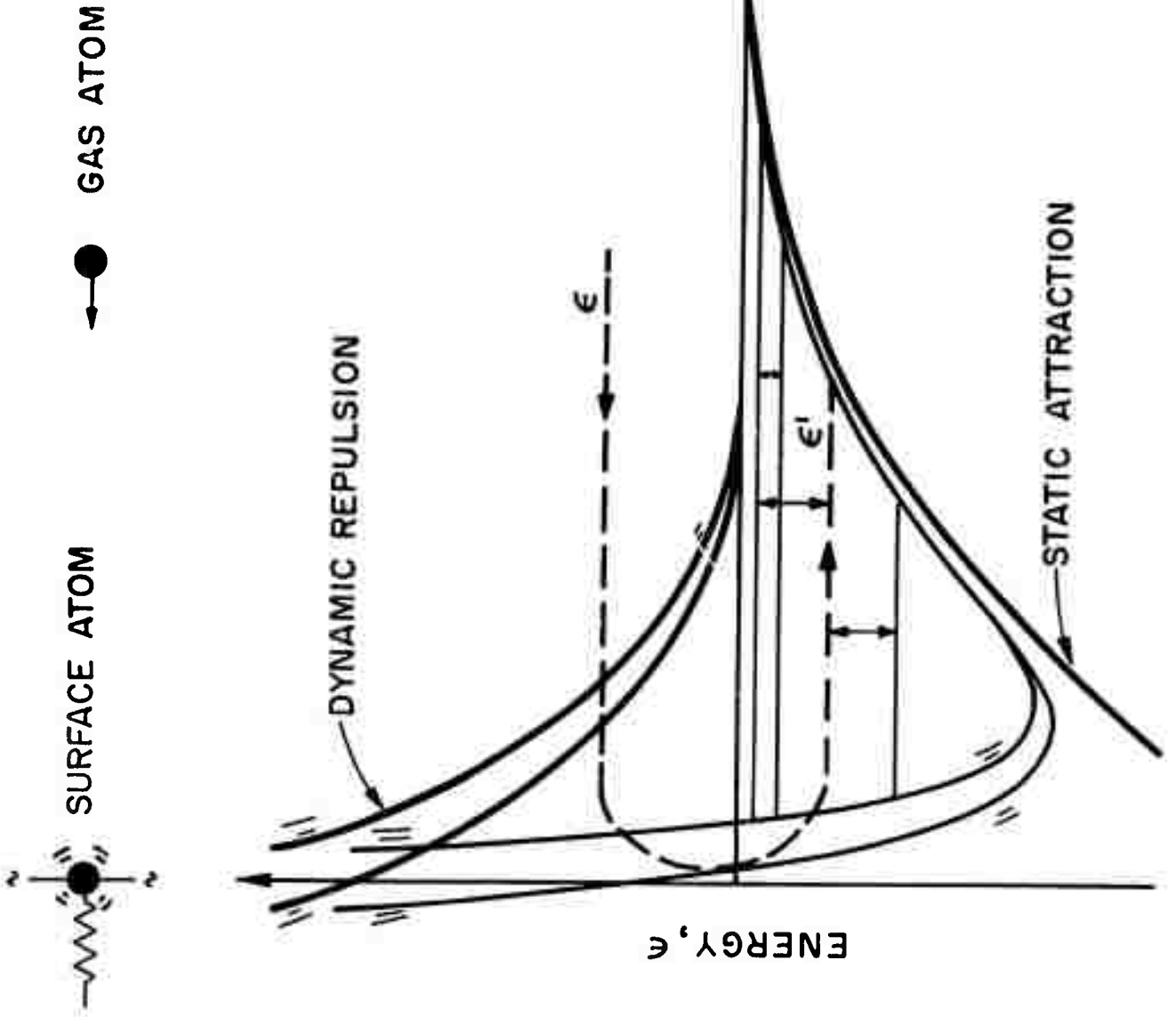
- Fig. 1 Gas-surface potential well formed by superposition of dynamic repulsive and static attractive potentials.
- Fig. 2 Collision model. Attractive potential is an arbitrary shape of height δ at fixed position several lattice spacings from the surface. Repulsive quadratic potential follows the surface oscillator motion.
- Fig. 3 Contours in initial condition space: (a) contours of constant collision times for $\nu = \mu = 1$; (b) contours of constant energy transfer for $\nu = 3.16$ and $\mu = .5$. Region I has single collisions, and Region II has second collisions. In Region III no collisions occur. Heavy dash indicates plateau bounded by a discontinuity in τ and Δ .
- Fig. 4 Second collisions are not significant at the incident gas atom energies indicated when the system frequency and inertia parameters lie in Region I on this figure.
- Fig. 5 Gas $y(t)$ ———, and surface $z(t)$ - - - atom trajectories. (a) adiabatic collision ($\nu = 3.16$, $\mu = .5$, $V_s = 0$, $V_c = 1.0$) with $\tau_c = 3.06$ and $\Delta/\epsilon = - .007$; (b) limiting case between single and second collisions ($\nu = \mu = 1$, $V_s = .2$, $V_c = 0$) with $\tau_c = 2.80$ and $\Delta/\epsilon \approx - 1$ at the end of the first collision; (c) second collision ($\nu = \mu = 1$, $V_s = .86$, $V_c = 0$) here $\tau_c = 1.71$ and $\Delta/\epsilon = - .69$ at the end of the first collision. Length and time are nondimensional with respect to $u \omega_s^{-1}$ and ω_s^{-1} , respectively.

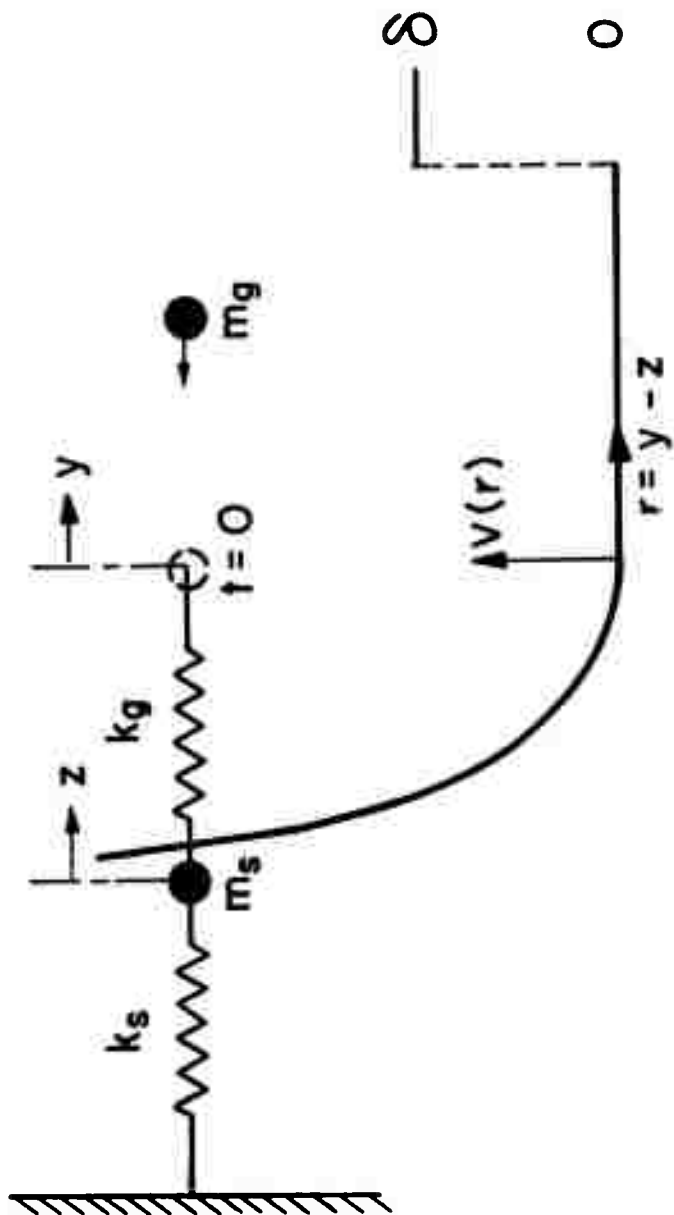
- Fig. 6 Contours of constant one-way equilibrium transition rate in ϵ, ϵ' space for $\nu = 3.16$ and $\mu = .5$. Sample well depth shown at $\delta = 13$.
- Fig. 7 Normalized transition kernel versus energy transfer for $\nu = 3.16$ and $\mu = .5$ with $\bar{\epsilon} = 10$ and 30 . Similar results are obtained for all μ and ν .
- Fig. 8 Energy transfer moments versus incident energy for $\nu = 3.16$ and $\mu = .5$. Criterion $\Delta_1 = 1/2 (\partial\Delta_2/\partial\epsilon)$ is satisfied for $\epsilon > 2$.
- Fig. 9 Plot of mean square energy transfer per collision versus incident energy for $\nu = 3.18, \mu = .72$ and $\nu = 3.14, \mu = .46$. Iteration is useful for $\Delta_2/\Delta_0 > \sim 1$ and the diffusion equation is useful for $\Delta_2/\Delta_0 < \sim 1$.
- Fig. 10 Steady state reduced adatom energy population. (a) diffusion approximation for $\nu = 3.16$ and $\mu = .5$ with $\delta = 10$ and 30 ; (b) comparison of iteration and diffusion approximations for $\nu = 3.18$ and $\mu = .72$ at $\delta = 55.6$. X indicates second iteration, $\chi_2(\delta)$.
- Fig. 11 Ratio of the steady state to the equilibrium rate constant versus frequency parameter, ν for $\delta = 10$ with contours of $\mu = .2$ and 1 shown. The steady state rate constant is orders of magnitude below the equilibrium rate constant at "resonance" values of ν .
- Fig. 12 Resonance values $\nu_r(\mu)$ of the frequency parameter in μ, ν space. The adiabatic limit is reached, and the mean energy transfer goes to zero on the contours indexed by n .

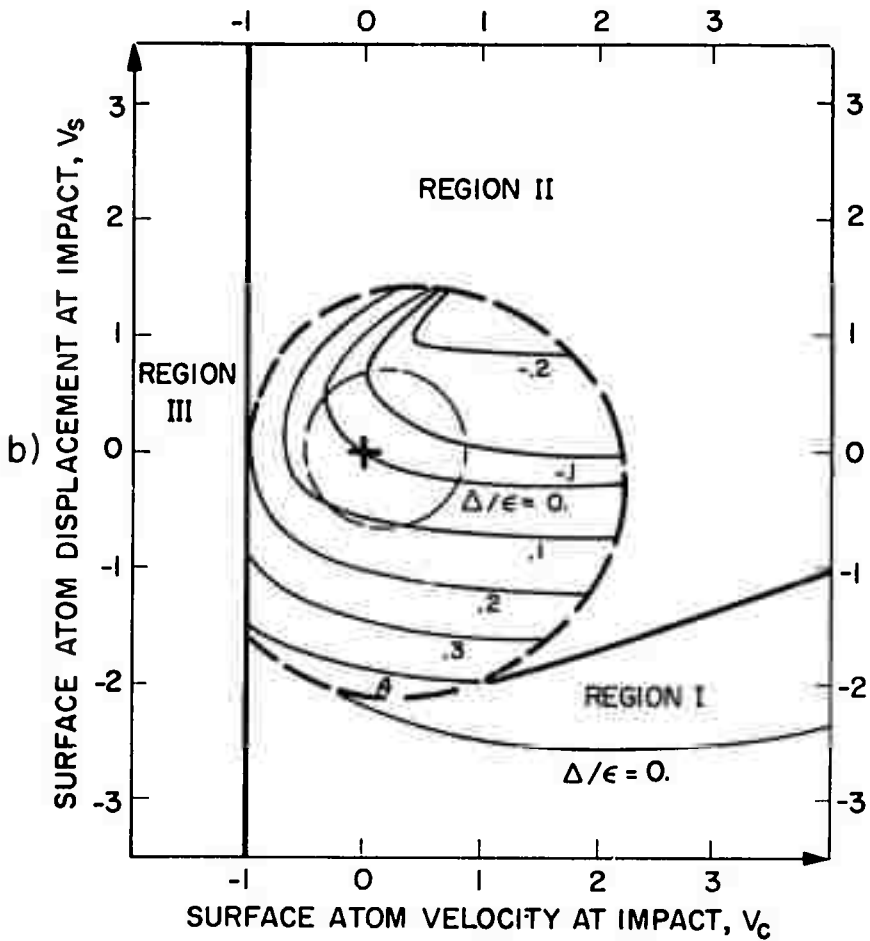
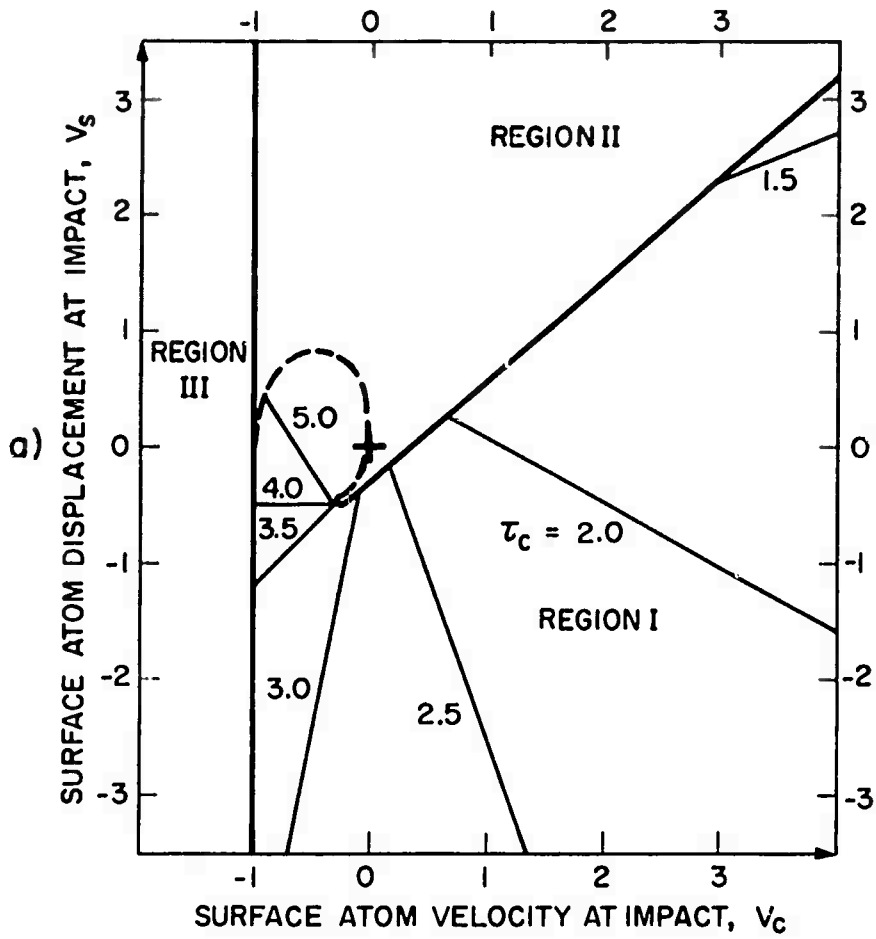
Fig. 13 Nondimensional steady state and equilibrium adsorption rate constants versus well depth for $\nu = 3.18$, $\mu = .72$ and $\nu = 2.66$, $\mu = .38$.

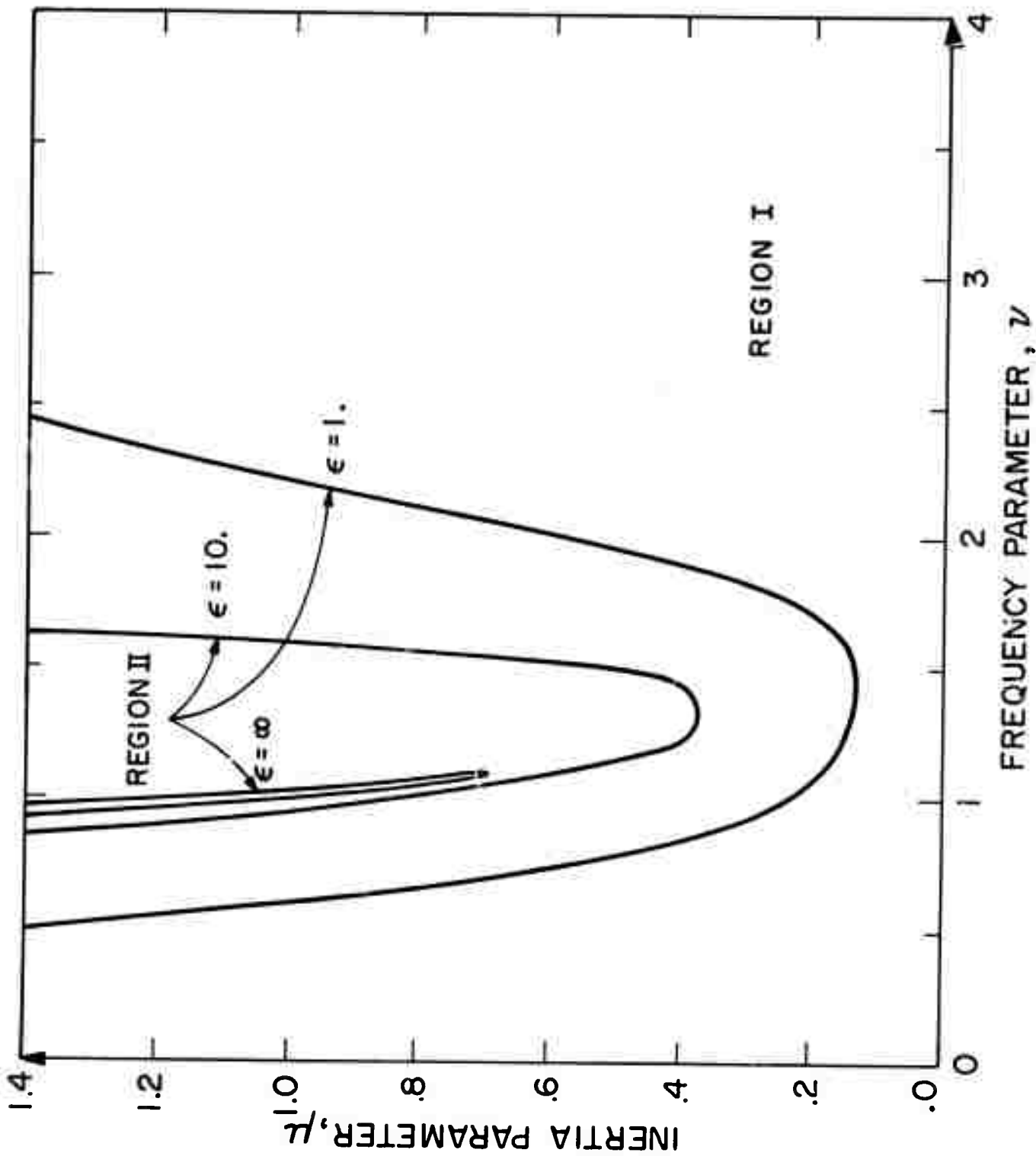
Fig. 14 $H(0) \eta^{-1/2}$ versus the frequency parameter ν for the inertia parameter, $\mu = .2$ and l with the temperature parameter, $\eta = 0, 1, \text{ and } 10$. At resonance and at $\eta = 1$, $H(0) = 1$.

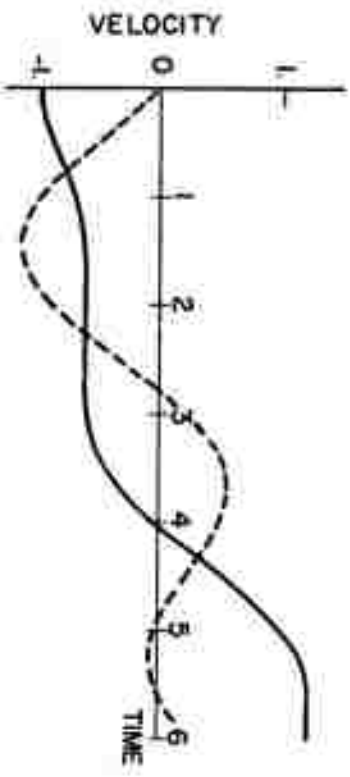
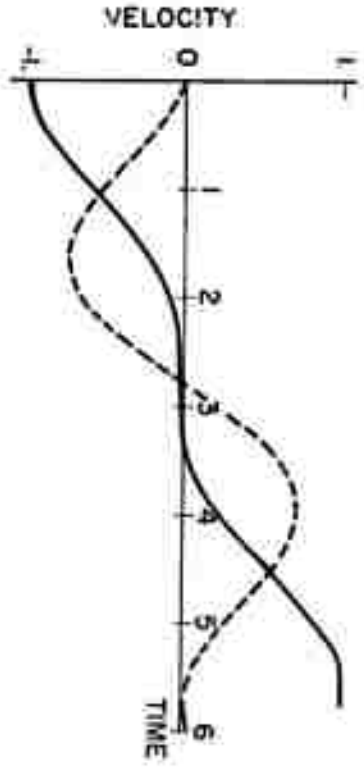
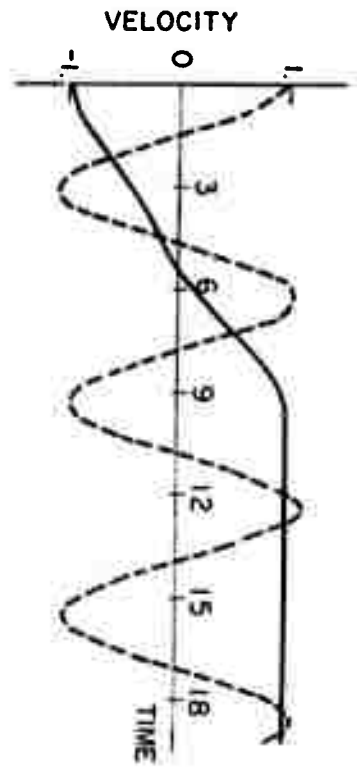
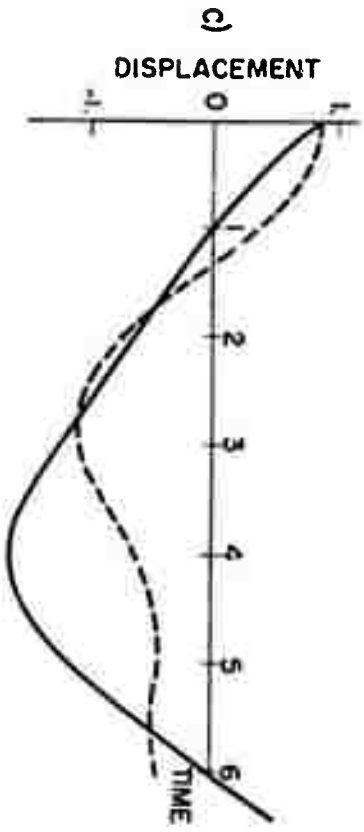
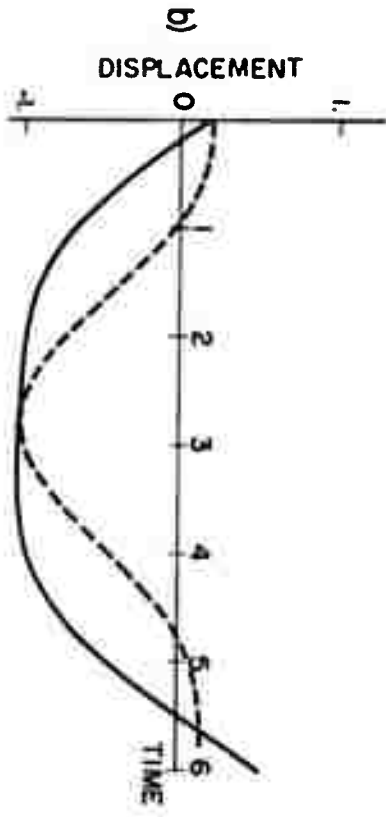
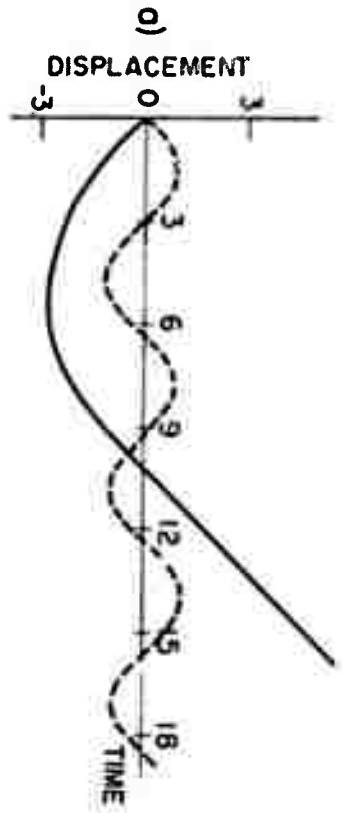
Fig. 15 $H(0) \eta^{-1/2}$ versus the ratio of the surface temperature to the gas temperature, $\eta = T/T_g$ for $\nu = 3.18$, $\mu = .72$, and $\nu = 2.66$, $\mu = .38$.

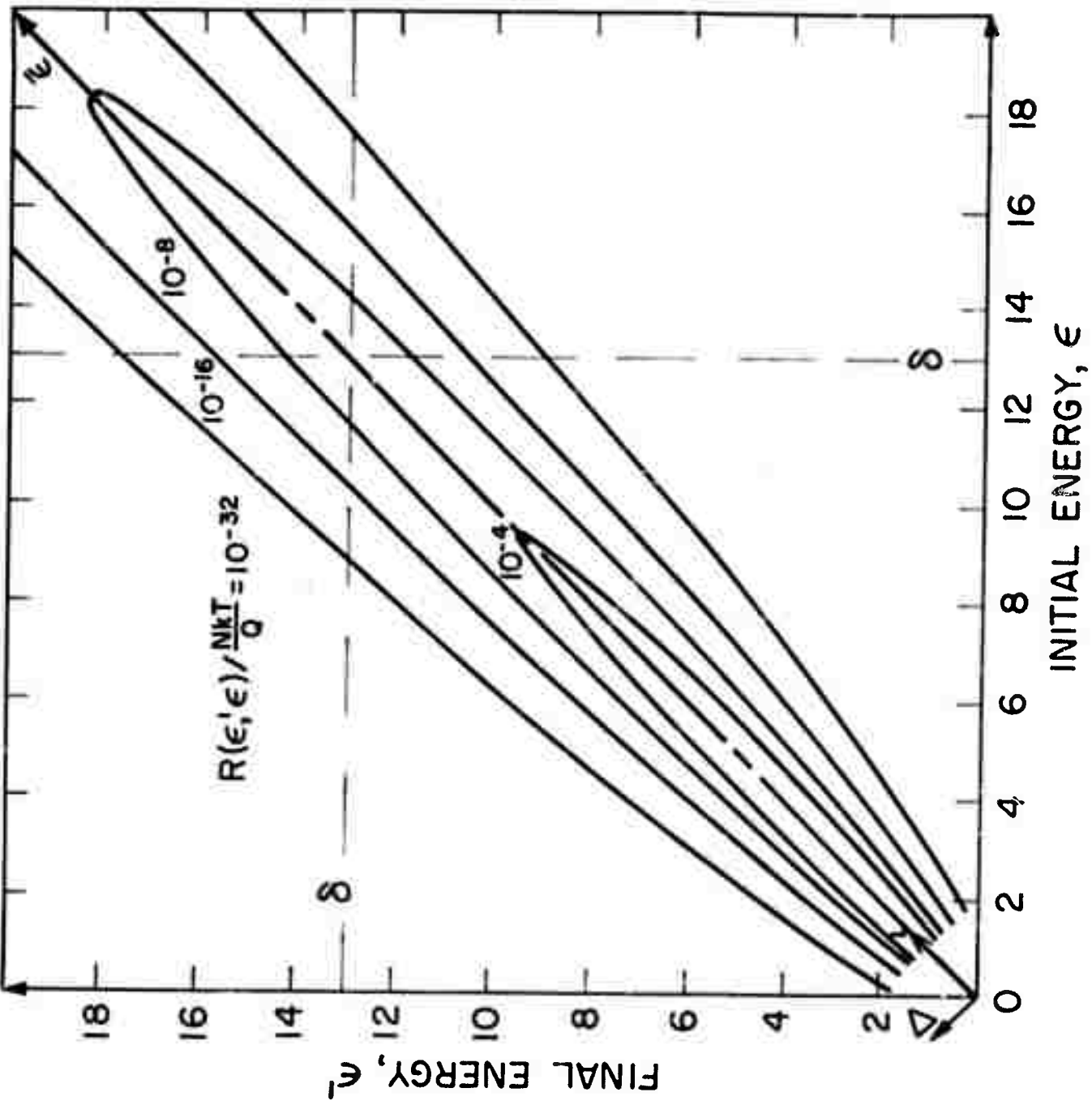


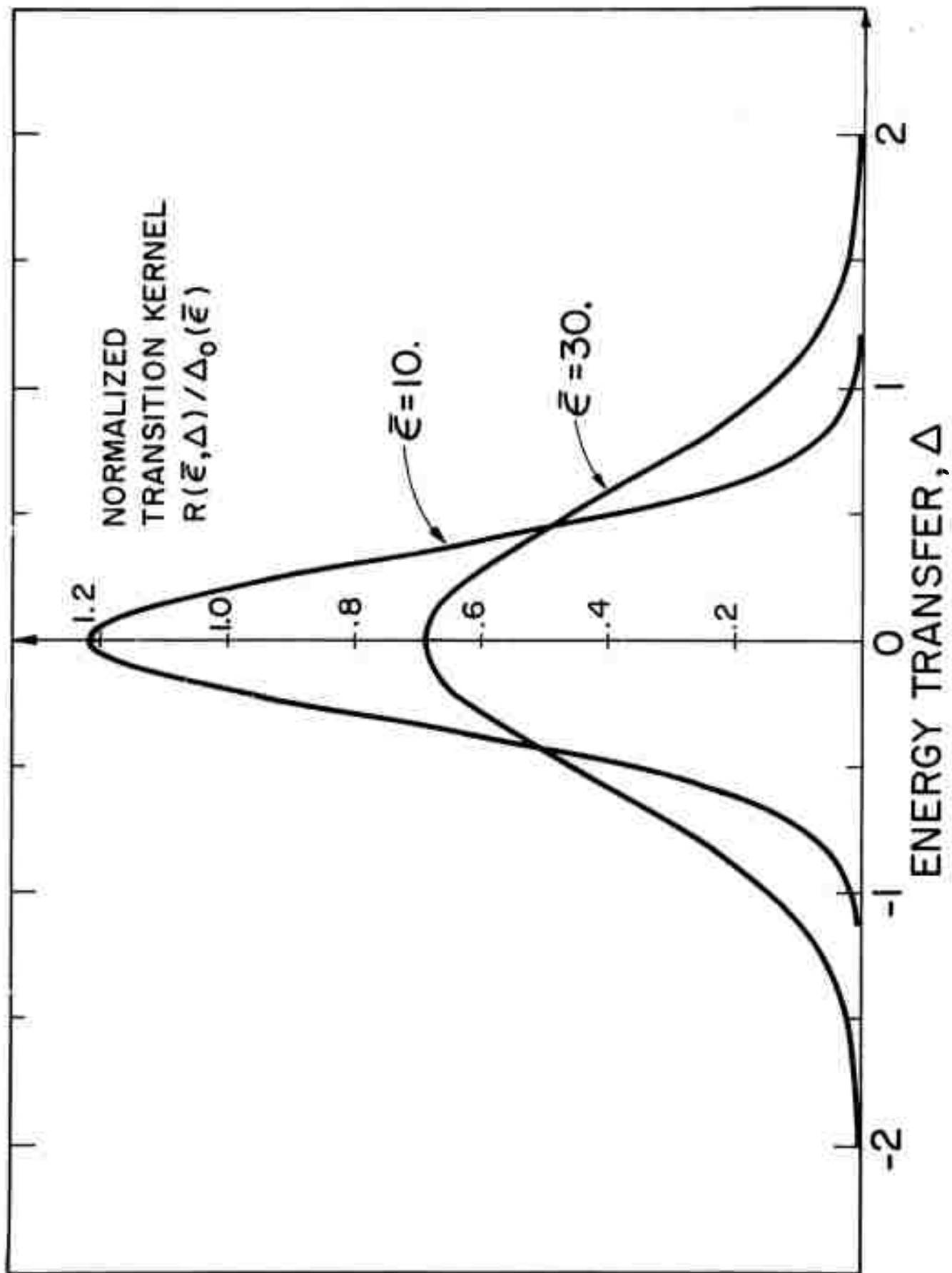


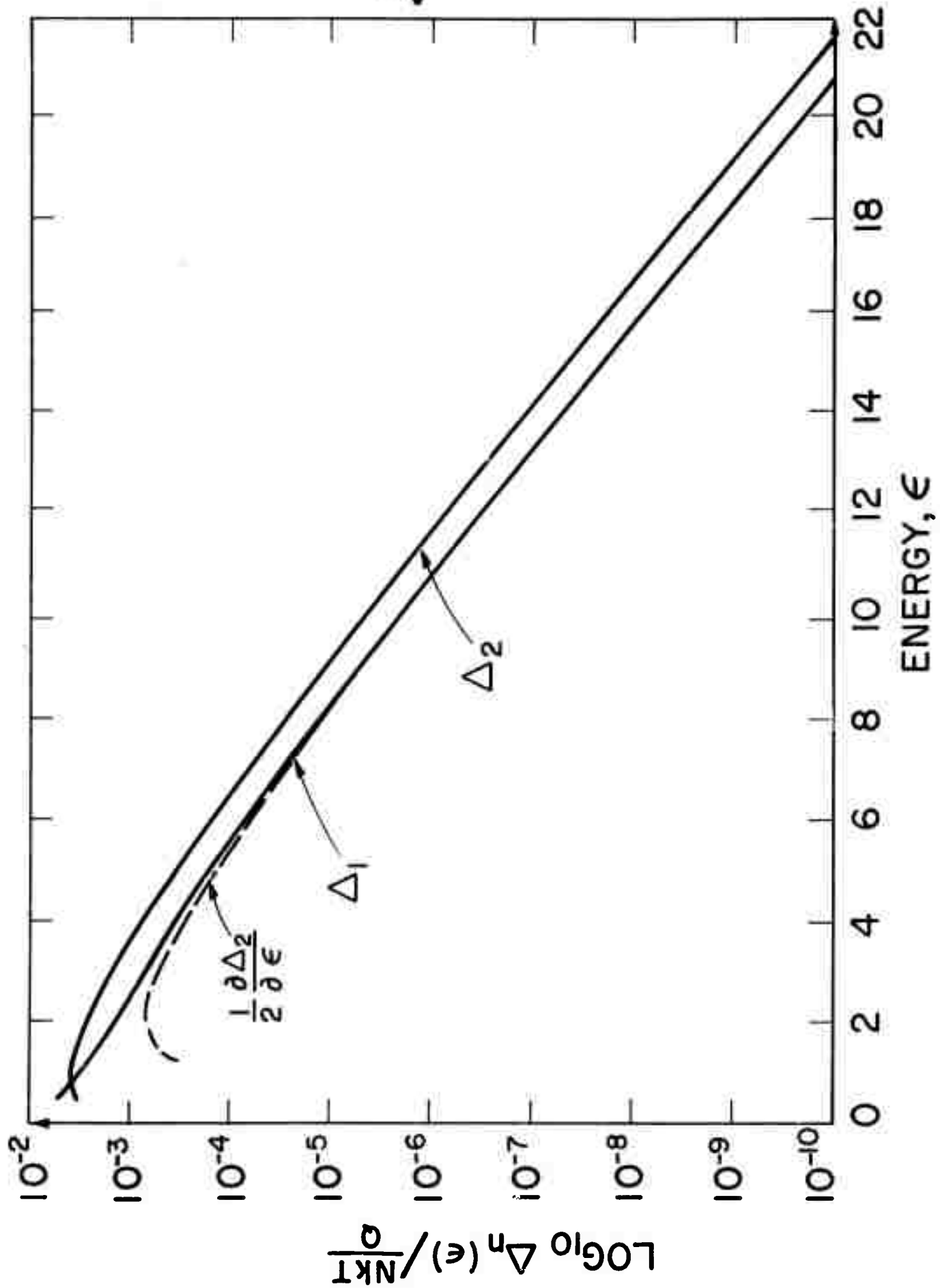


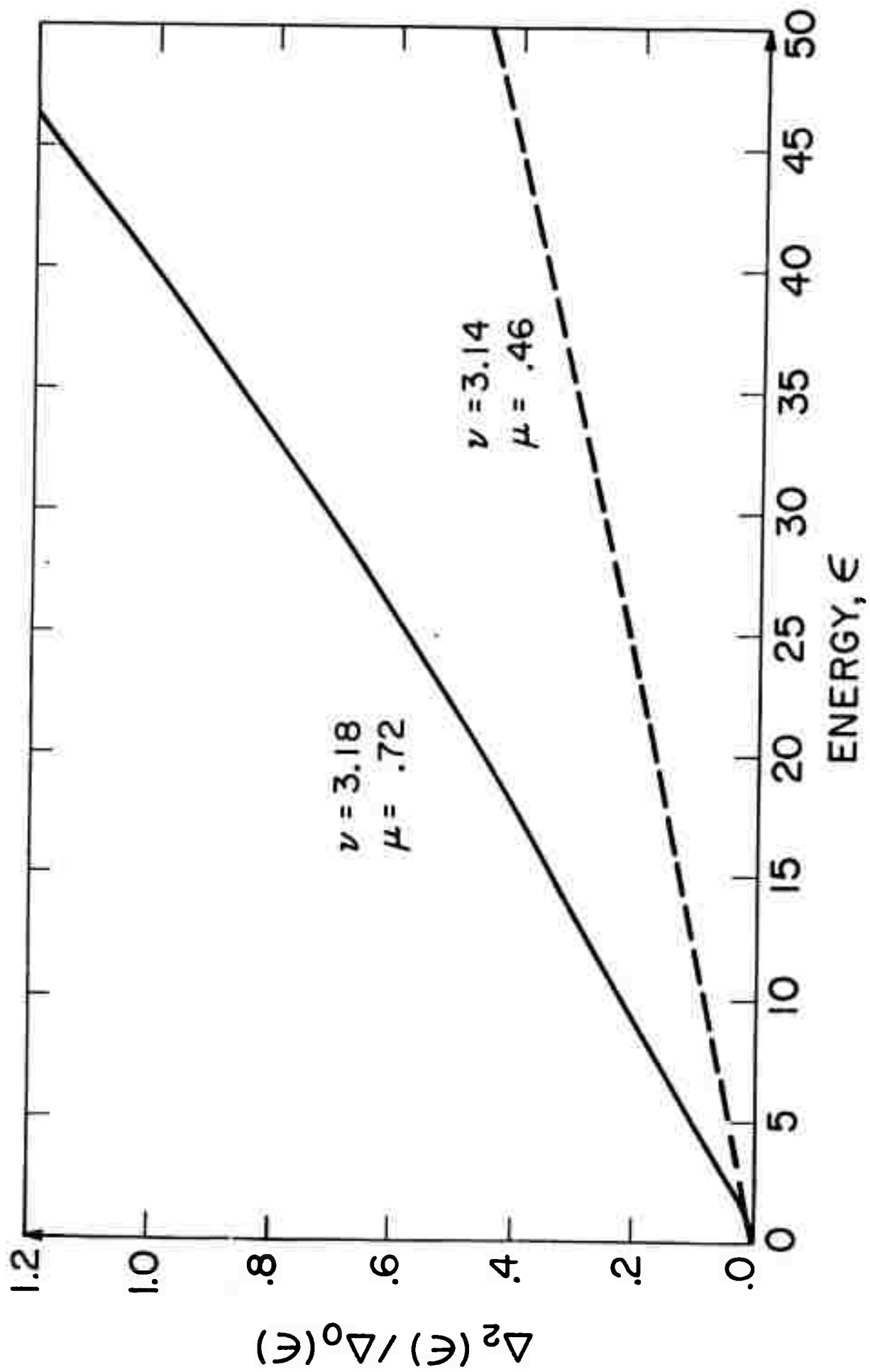




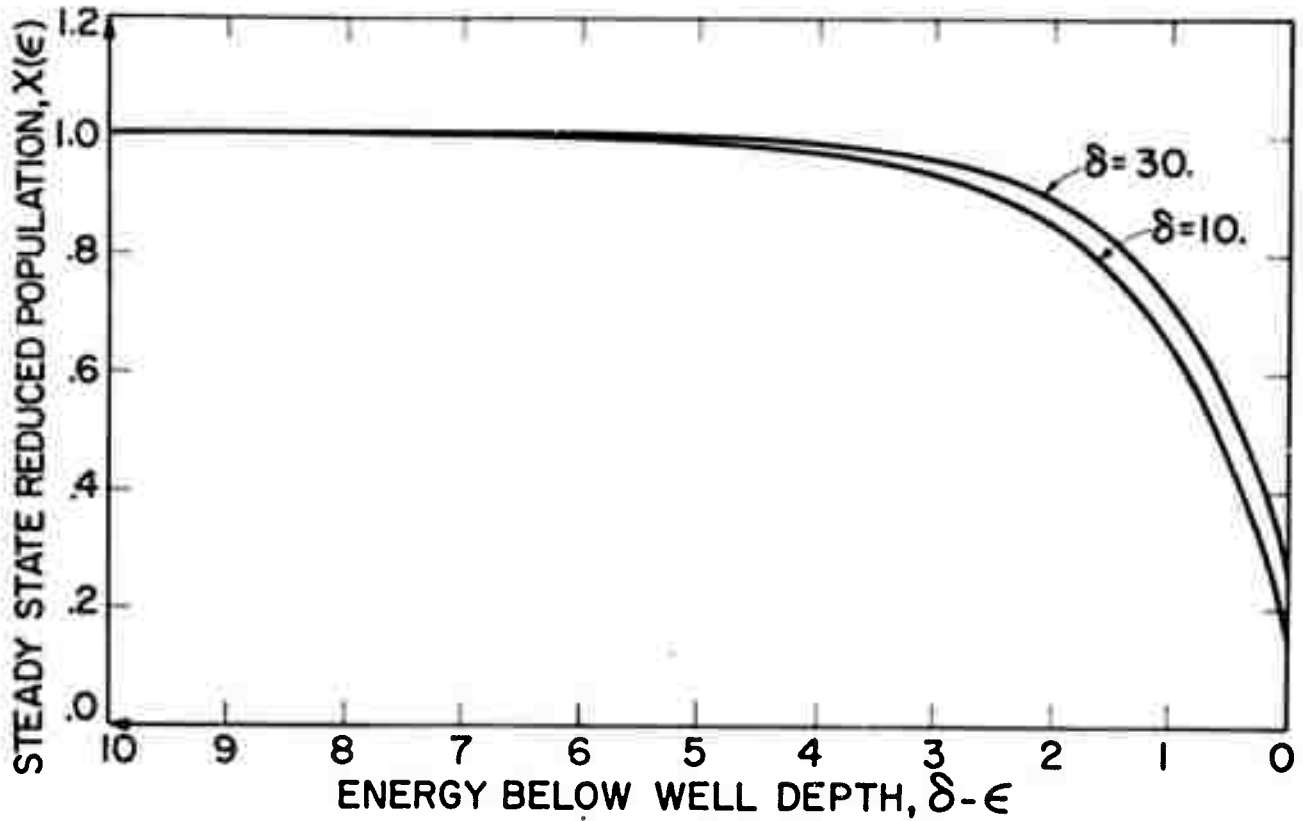




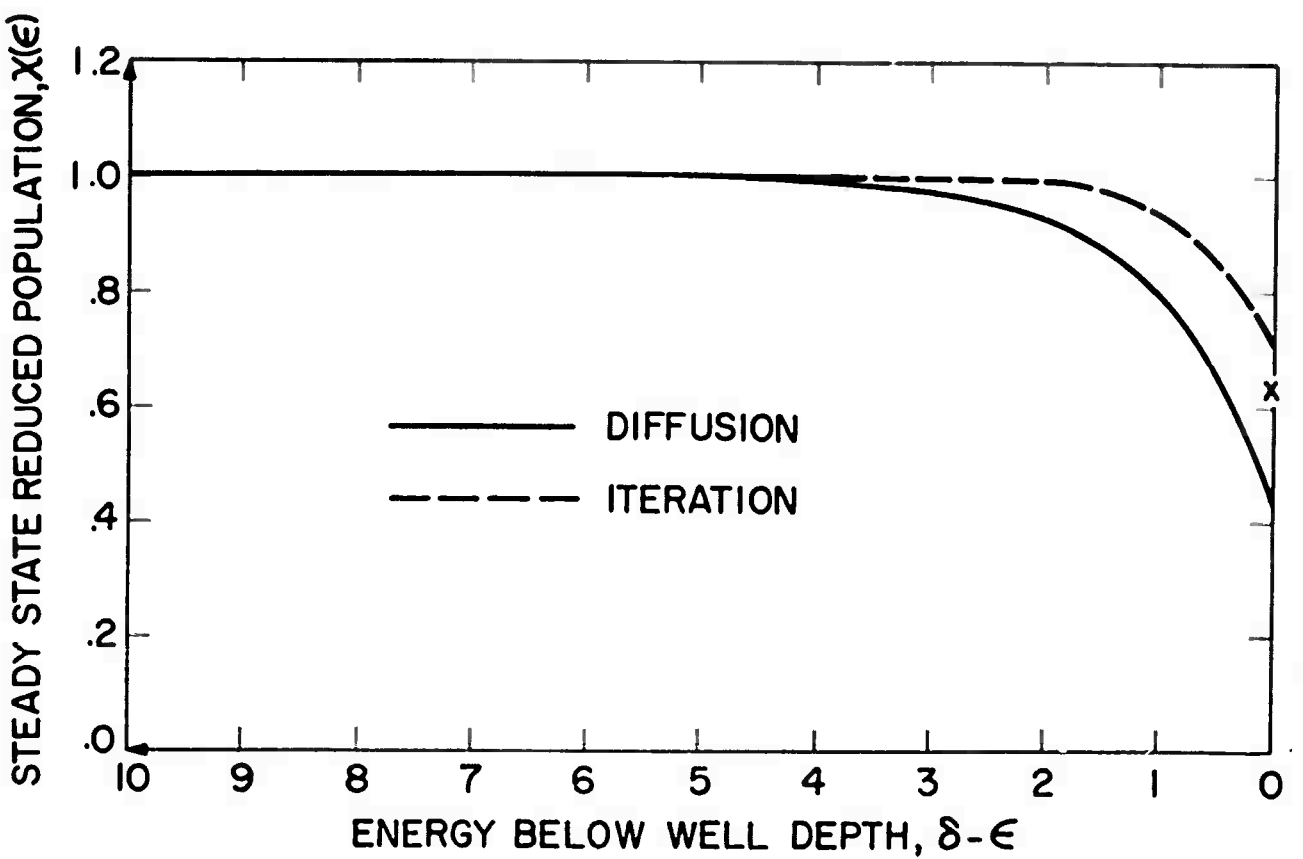


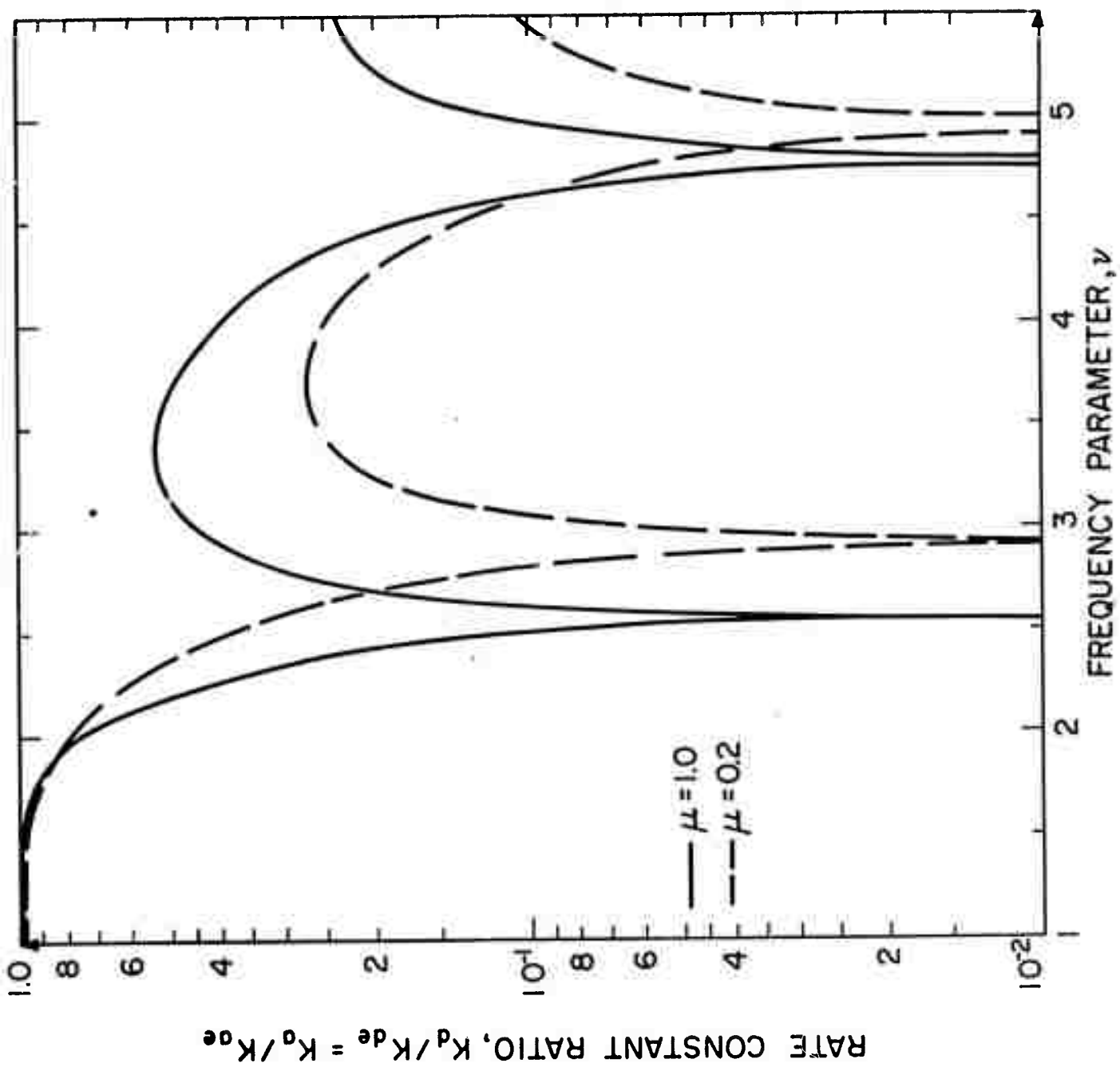


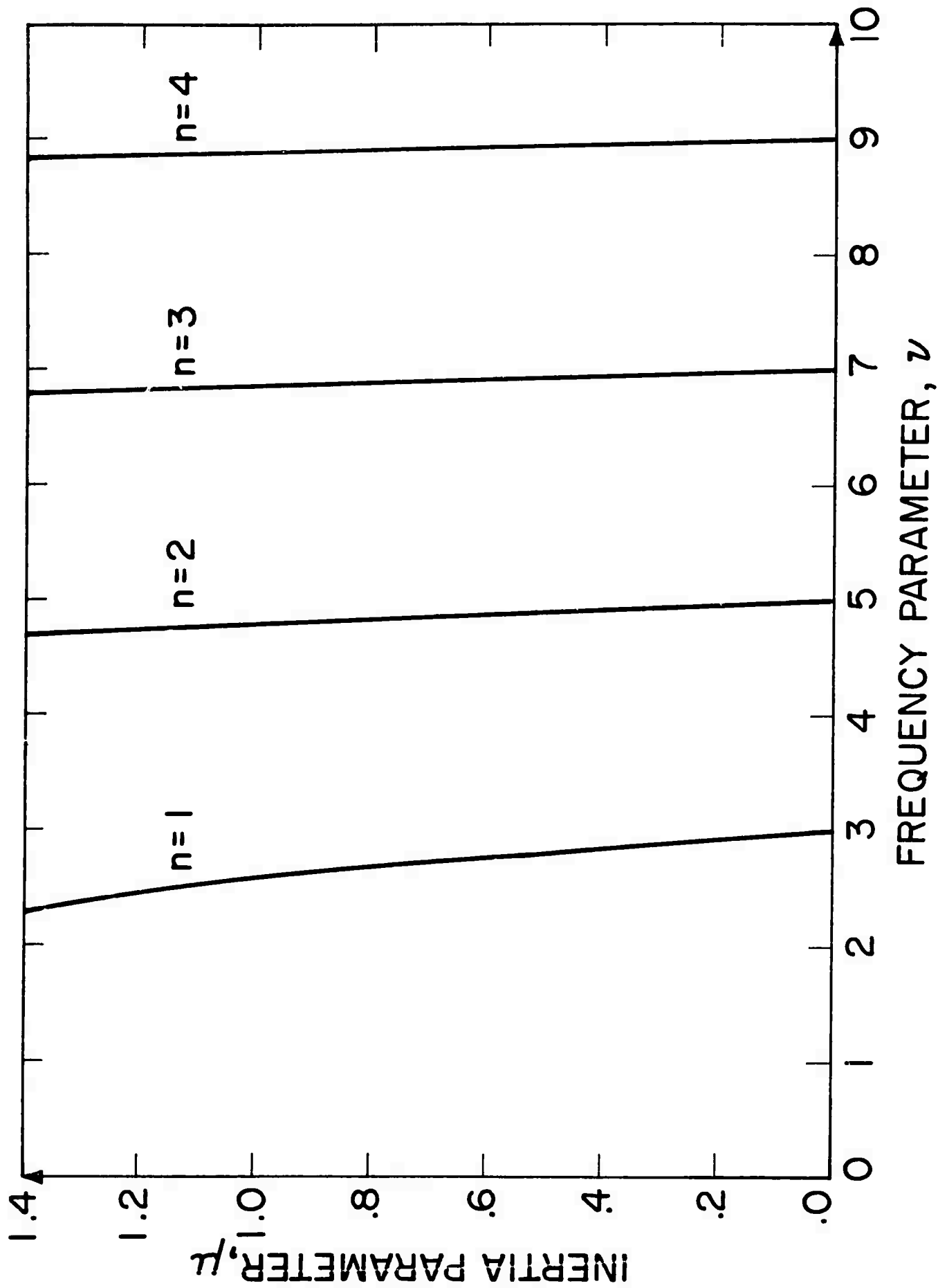
a)



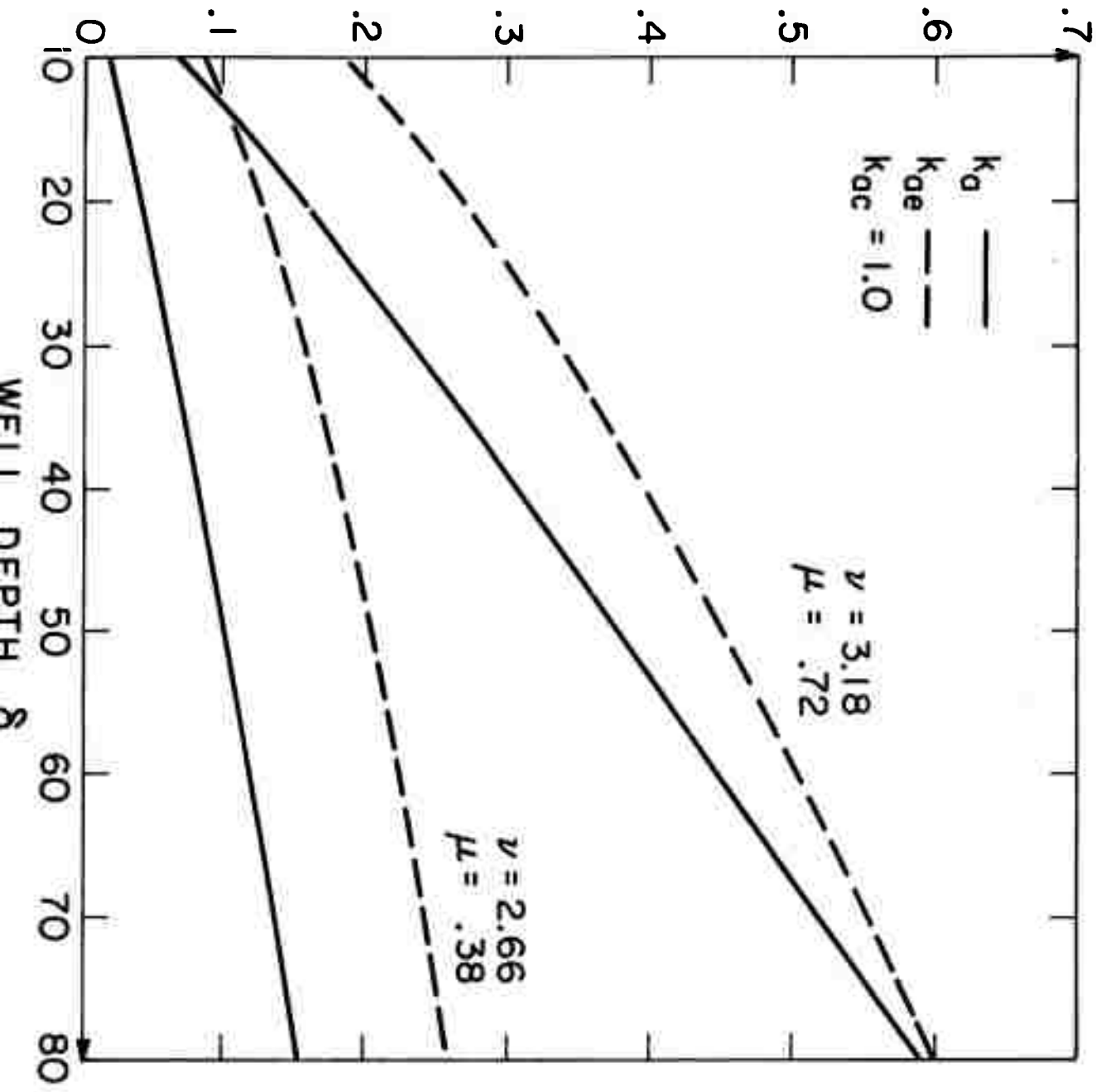
b)



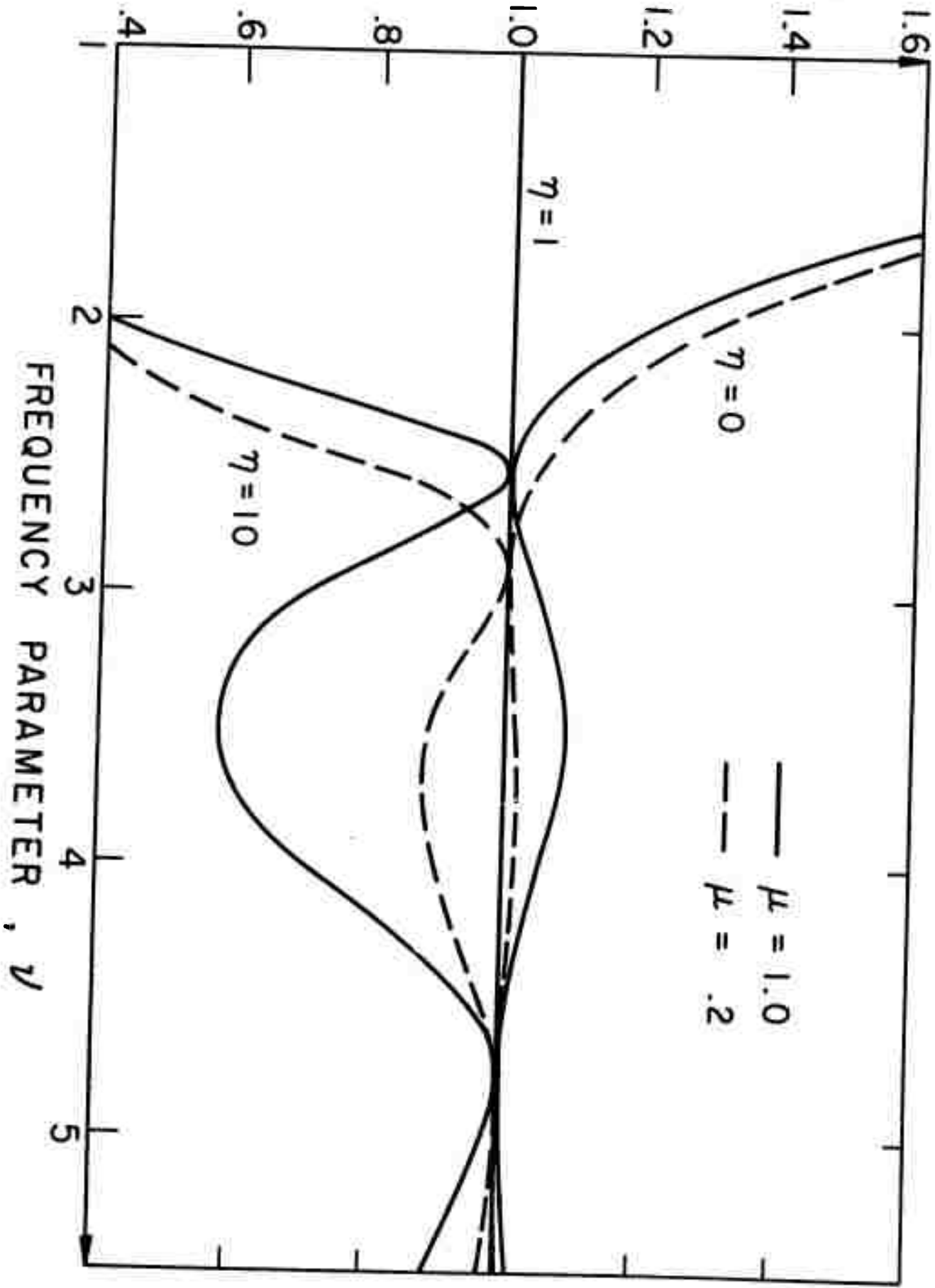


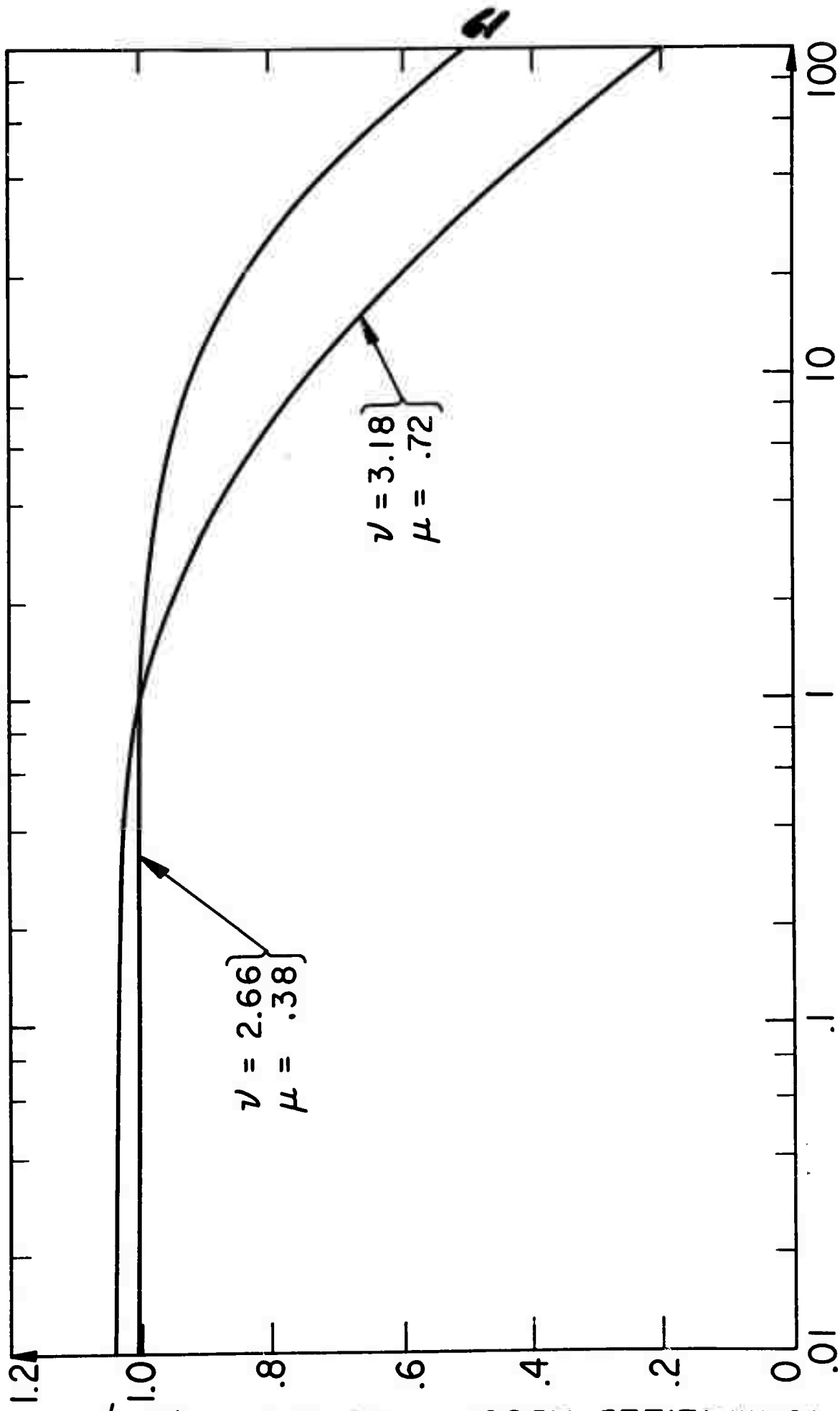


ADSORPTION RATE CONSTANT, $k_a / [kT/2\pi m_g]^{1/2}$



NORMALIZED ADSORPTION RATE $H(O)\eta^{-1/2}$





SURFACE / GAS TEMPERATURE RATIO , $\eta = T/T_g$