

U. S. ARMY

Technical Memorandum 1-70

13/01

AD0723271


MINIMALLY EFFECTIVE INTERPOLATED
STIMULI IN WEIGHT DISCRIMINATION

Russell A. Bell
Eddie C. Baggett

January 1970

AMCMS Code 501B.11.84100

HUMAN ENGINEERING LABORATORIES



ABERDEEN RESEARCH & DEVELOPMENT CENTER

ABERDEEN PROVING GROUND, MARYLAND

20050718080

This document has been approved for public
release and sale; its distribution is unlimited.

**Destroy this report when no longer needed.
Do not return it to the originator.**

**The findings in this report are not to be construed as an official
Department of the Army position unless so designated by other
authorized documents.**


**Use of trade names in this report does not constitute an official
endorsement or approval of the use of such commercial products.**

MINIMALLY EFFECTIVE INTERPOLATED
STIMULI IN WEIGHT DISCRIMINATION

Russell A. Bell
Eddie C. Baggett

January 1970

APPROVED:



JOHN D. WEISZ

Director

Human Engineering Laboratories

HUMAN ENGINEERING LABORATORIES
U. S. Army Research & Development Center
Aberdeen Proving Ground, Maryland

This document has been approved for public
release and sale; its distribution is unlimited.

ABSTRACT

The question of minimally effective weights was investigated by using an interpolated anchor paradigm. The weight series of 100 to 300 g, at 50-g-step intervals, was shown to be significantly affected by an interpolated anchor of 0.5 g, thus demonstrating a reduction in the region of ineffectiveness. The results were discussed in terms of procedural artifacts in the weight-judging methods reported in previous literature.

Minimally effective interpolated stimuli in weight discrimination

RUSSELL A. BELL¹ AND EDDIE C. BAGGETT
BEHAVIORAL RESEARCH LABORATORY
U.S. ARMY HUMAN ENGINEERING LABORATORIES

The question of minimally effective weights was investigated by using an interpolated anchor paradigm. The weight series of 100 to 300 g, at 50-g-step intervals, was shown to be significantly affected by an interpolated anchor of 0.5 g, thus demonstrating a reduction in the region of ineffectiveness. The results were discussed in terms of procedural artifacts in the weight-judging methods reported in previous literature.

Minimally effective stimulation has been a concern of psychologists since the beginning of psychophysics. In the words of Black and Bevan (1960): "From the inception of psychophysics, it has been held that the absolute threshold provides the limiting criterion in the identification of the stimulus-correlates of the several magnitudes of sensory experience [p. 262]."

Pratt (1933) investigated the question of how small a stimulus would cause the upward displacement of an indifference point when interpolated in a psychophysical series of weights. He was able to show that a 15-g stimulus used as an interpolated anchor between a standard of 100 g and variable weights of 92, 100, and 108 g produced a larger number of heavy judgments than when the anchor was not used.

Helson (1947) continued this investigation by using a 5.0-g stimulus, interpolated in a weight series varying from 200 g to 400 g in 50-g steps. This light anchor produced an upward displacement of the indifference point. However, when a 0.5-g anchor was used, there was no resultant shift in judgments. It would thus seem that some value of an interpolated stimulus would cease to be considered relevant to a S when making psychophysical judgments about weight. From prior experimentation, this value would be between 5.0 g and 0.5 g.

When subliminal research is considered, an inconsistency develops. Black and Bevan (1960) showed that interpolated subliminal stimulation, in the form of an electric shock, decidedly influenced the perceived intensity of other electric shock. Even though this research was specifically concerned with electric shock, it is an intensity dimension and has relevance. Black and Bevan concluded that the

traditional assumption of the absolute threshold being the lower limiting value for a psychophysical scale is no longer valid. They have also shown that an organism can incorporate subliminal as well as supraliminal stimulation in the formation of internal referents that underlie judgments.

It is possible that the potential inconsistency in weight discrimination can be viewed as a procedural artifact. Helson (1964) has postulated that a light anchor, when considered in relationship to the series members and the hand itself, would be practically zero. It is Helson's suggestion concerning the weight of the hand in the active method that has led to this experiment.

Since the active method of weight discrimination was used to obtain the previous data, there is the possibility that the weight of the S's hand obscured the effect of the 0.5-g anchor. In other words, the S is required to exert a given amount of effort to lift his arm. The additional amount of movement required to lift the anchor is negligible when compared to the amount necessary to move the arm. Thus, this stimulation would have no effect on the indifference-point determination. By changing the method of discrimination to the passive method, it may be possible to eliminate the artifact of arm weight in the procedure.

METHOD

Subjects

The Ss were 24 male U.S. Army enlisted personnel, either commencing or terminating individual training at the U.S. Army Ordnance School, Aberdeen Proving Ground, Maryland.

Apparatus and Procedure

The stimuli consisted of brown glass medicine bottles that were filled with mercury to make a series of weights from 100 to 300 g, at 50-g-step intervals. A 700-g anchor was made from the same material as the series members, while a 5.0-g and a 0.5-g anchor were made of cardboard with the same surface area as the bottom of the bottles. The series stimuli were presented by the method of single stimuli in five random orders for each anchor determination. Two practice trials were given at the start of the experiment.

Each S served in all five conditions of the experiment. The five conditions were as follows: (1) weight series alone, (2) series plus 700-g anchor, (3) series plus 5.0-g anchor, (4) series plus 0.5-g anchor, and (5) series plus simulated weight lift. The order of presentation of these conditions was counterbalanced across the Ss. A 1-min rest period was given between each condition.

For Conditions 1-4, the S was asked to place his arm, palm up, through the opening in a screen. An area was marked on the palm to insure that the weights were placed in the same area. The Ss were instructed not to move their hands nor to lift the weights in any manner. In Condition 5, the S was asked to stand in front of a screen and to lift each series member by the active method. Between each series member, the S was told to simulate the lifting of a weight.

Each S was told to judge the stimuli by an absolute rating scale, whose categories consisted of very very heavy, very heavy, heavy, slightly heavy, medium, slightly light, light, very light, very very light. The Ss were allowed to add such categories on the two extremities of the scale as extremely heavy or extremely light.

RESULTS

The S's responses were transformed into numerical values varying from 1 to 9, and the more extreme judgments were assigned either a 1 or a 9 as their score. Analyses of variance with all within main effects of conditions and stimuli were performed on these scale values (Butler, Kamlet, & Monty, 1969).

Figure 1 shows the judgmental curves for the five conditions. An overall analysis of variance showed a significant conditions effect [$F(4,576) = 99.39, p < .01$], a significant stimulus effect [$F(4,576) = 438.83, p < .01$], and a significant Stimulus by Conditions interaction [$F(16,576) = 17.64, p < .01$]. These results represent typical psychophysical results with an interpolated anchor.

Additional analyses of pairs of curves of particular importance to the problem indicate that the 5.0 and 0.5 groups are both significantly different from the control, with $F(1,216) = 40.85, p < .01$ and $F(1,216) = 16.05, p < .01$,

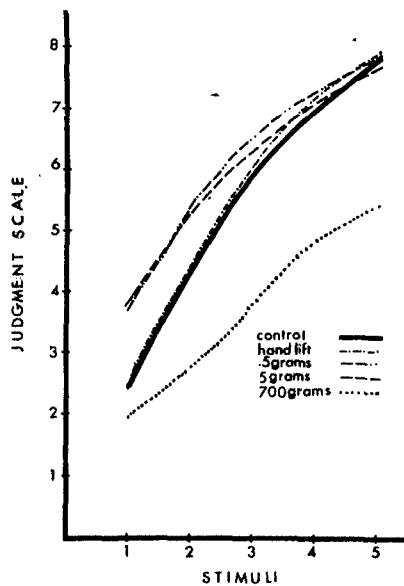


Fig. 1. Judgmental curves for anchor conditions and control for the stimulus series.

respectively. However, the pair-wise comparisons of 5.0 vs 0.5 and of hand vs control were not significant.

DISCUSSION

These results have shown that when the

passive method of weight lifting is used, a 0.5-g anchor produces a significant shift in judgments. However, the question of the procedural artifact of the hand in the active method has not been completely answered, since the hand-lift group did not produce a significant shift in judgments. Interviews with the Ss at the termination of the experiment produced several possible interpretations of these results. Five of the Ss reported that they simulated the lifting of a heavy weight instead of just lifting the hand. The majority of the Ss reported that they did not take the hand-lift portion of the experiment seriously. It is difficult to assess the contributions of these two factors on the hand-lift condition.

These results do not rule out the procedural-artifact hypothesis but do show that a lighter anchor than was previously thought causes a shift in judgments. Thus, the region where a stimulus ceases to have an effect has been lowered.

In classical weight-discrimination research, both tactile and kinesthetic sensitivities are involved since the S is required to both grasp and lift. In the method employed in this study, only tactile sensitivity is utilized. Consequently, it would not be expected that the 0.5-g weight would act as an effective anchor in this situation.

There are other factors besides judgmental method that could affect the ineffective region. The stimulus series that is employed, as well as the physical properties of a given stimulus might be important variables. This problem is one that deserves further experimentation. The delineation of the conditions that determine the region of ineffectiveness would be a further step toward the prediction of psychophysical data.

REFERENCES

- BLACK, R. W., & BEVAN, W. The effect of subliminal shock upon judged intensity of weak shock. *American Journal of Psychology*, 1960, 73, 262-267.
- BUTLER, D. H., KAMLET, A. S., & MONTY, R. A. A multi-purpose analysis of variance Fortran IV computer program. *Psychonomic Monograph Supplements*, 1969, 2(16, Whole No. 32), 301-319.
- HELSON, H. *Adaptation level theory: An experimental and systematic approach to behavior*. New York: Harper & Row, 1964.
- HELSON, H. Adaptation-level as a frame of reference for psychophysical data. *American Journal of Psychology*, 1947, 60, 1-29.
- PRATT, C. C. The time-order error in psychophysical judgments. *American Journal of Psychology*, 1933, 45, 292-297.

NOTE

1. Address: Behavioral Research Laboratory, U.S. Army Human Engineering Laboratories, Aberdeen Proving Ground, Maryland 21005.

(Accepted for publication June 2, 1969.)

DISTRIBUTION LIST

CG, USAMC, Wash, D. C.	CO, USACDC Med Svc Agency	CO, USA Mobility Equip R&D Ctr
AMCRL (Ofc of Dep for Labs)	1 Fort Sam Houston, Texas	1 Fort Belvoir, Va.
AMCRD (Air Def & Msl Ofc)	1	Human Factors Engr.
AMCRD (Air Mobility Ofc)	1 CO, USACDC Military Police Agency	
AMCRD (Comm-Elec Ofc)	1 Fort Gordon, Georgia	1 USAETL-TEB
AMCRD-G	1	Fort Belvoir, Va.
AMCRD (Weapons Ofc)	1 CO, USACDC Supply Agency	T. L. Fick
AMCRD (Dr. Kaufman)	1 Fort Lee, Va.	1
AMCRD (Mr. Crellin)	1	
	USACDC Experimentation Command	
Ofc of Chief of Staff, DA, Wash, D. C.	Fort Ord, Calif.	
CSAVCS-W-TIS	1 Liaison Office	1
	Tech Library, Box 22	1
USA Behavioral Science Rsch Lab.		Commandant, Army Logistics
Arlington, Va.	1 Human Factors Division	Mgmt Ctr, Fort Lee, Va.
	G-2/3, USACDCEC	E. F. Neff, Proc Div.
Dr. J. E. Uhlener, Dir.	Fort Ord, Calif.	1
USA Behavioral Science Rsch Lab.		USA Gen Equip Test Activity
Arlington, Va.	1 CO, USA Environ Hygiene Agency	Methods Engr Dir, Hum Fact Div
	Edgewood Arsenal, Md.	Fort Lee, Va.
	Librarian, Bldg 2400	1
Behavioral Sciences Division		CG, US CONARC
Ofc, Chief of Rsch & Development, DA	1 Human Factors Br, Med Rsch Lab	Fort Monroe, Va.
Washington, D. C.	Rsch Labs, Edgewood Ars, Md.	1 ATIT-RD-RD
	1	1
Deputy Chief of Staff for Personnel		CO, USA Rsch Ofc, Box CM
Dept of Army, Wash, D. C.	1 CO, USA Edgewood Arsenal	Duke Station, Durham, N. C.
Personnel Rsch Div.	1 Psychology Branch	1
		Dir Rsch, USA Avn HRU
CG, USACDC, Fort Belvoir, Va.	CO, Frankfort Arsenal, Phila, Pa.	PO Box 428, Fort Rucker, Ala.
CDCCD-C	1 SMUFA-N/6400/202-4 (HF)	1 Librarian
CDCMR	1 Library (C2500, B1 51-2)	1
CDCRE	1	
	CO, Picatinny Arsenal, Dover, N. J.	CG, USA Missile Command
CO, USACDC Air Defense Agency	1 SMUPA-VC1 (Dr. Strauss)	1 Redstone Arsenal, Ala.
Fort Bliss, Texas		AMSMI-RBLD
	CG, USA Electronics Command	AMSMI-RSB (Chaikin)
CO, USACDC Armor Agency	1 Fort Monmouth, N. J.	1
Fort Knox, Ky.	1 AMSEL-RD-GDA	1 President, USA Infantry Board
		Fort Benning, Georgia
CO, USACDC Artillery Agency	Dir, Military Psychol & Leadership	
Fort Sill, Okla.	1 US Mil Academy, West Point, NY	1 President, USA Maintenance Board
		Fort Knox, Ky.
CO, USACDC Aviation Agency	CO, Watervliet Arsenal, N. Y.	Adjutant
Fort Rucker, Alabama	1 SWEWV-RDT	1
		USA Armor, Human Rsch Unit
CO, USACDC CBR Agency	CO, USA Med Equip Rsch & Dev Lab	Fort Knox, Ky.
Fort McClellan, Alabama	1 Fort Totten, Flushing, LI, NY	1 Library
		1
CG, USACDC Combat Arms Group	CO, USA Rsch Inst of Envir Med	CO, USA Med Rsch Lab
Fort Leavenworth, Kansas	1 Natick, Mass.	Fort Knox, Ky.
	MEDRI-CL (Dr. Dusek)	1
CG, USACDC Combat Svc Spt Gp.	1	CG, USA Weapons Command
Fort Lee, Va.	1 CG, USA Medical R&D Command	Rock Island, Ill.
	Main Navy Bldg, Wash, D.C.	AMSWE-RDT
CO, USACDC Comm-Elec Agency	Behavioral Sciences Rsch Br	1 AMSWE-SMM-P
Fort Monmouth, N. J.	1	1 SWERI-RDD-PD
		2
CO, USACDC Engineer Agency	Dir, Walter Reed Army Inst Rsch	
Fort Belvoir, Va.	1 Washington, D. C.	CG, USA Tank-Automotive Command
	1 Neuropsychiatry Div.	1 Warren, Michigan
		SMOTA-RR
CO, USACDC Inst of Strat & Stab Opns	CO, Harry Diamond Laboratories	1
Fort Bragg, N. C.	1 Washington, D. C.	AMSTA-BSL
	1 AMXDO-EDC (B. I. Green)	1
		AMSTA-BAE
		1

Director of Research Hum RRO Div. No. 5 (Air Defense) PO Box 6021, Fort Bliss, Texas	1	USN Submarine Med Ctr, Libr Box 600, USN Sub Base Groton, Conn.	1	The Franklin Inst Research Labs. Phila, Pa. Tech Reports Library	1
Commandant, USA Artillery & Missile School, Fort Sill, Okla. Dir, Dept of Gunnery USAAMS Tech Library	2 1	CO & Dir, Naval Training Dev Ctr. Orlando, Fla. Technical Library	1	Inst for Defense Analyses Arlington, Va. Dr. J. Orlansky	1
CG, White Sands Msl Range, NM Technical Library STEWS-TE-Q (Mr. Courtney)	1 1	US Navy Electronics Laboratory San Diego, Calif. Ch, Human Factors Div.	1	Serials Unit, Purdue Iniversity Lafayette, Ind.	1
CG, USA Elec Proving Ground Fort Huachuca, Ariz. Mr. Abraham, Test Dir.	1	US Marine Liaison Ofc, Bldg 3071	1	Dept Psychol, Univ of Maryland College Park, Md.	1
CO, USA Garrison Fort Huachuca, Ariz. Technical Library	1	RADC (EMEDI) Griffiss AFB, N. Y. Hq, ESD (ESTI) L. G. Hanscom Field Bedford, Mass.	1	Mr. R. K. Brome, Govt Pub Section JFK Memorial Library Calif State College/Los Angeles Los Angeles, Calif.	1
CO, Yuma Proving Ground Yuma, Ariz. Technical Library	1	Wright-Patterson AFB, Ohio 6570 AMRL (MRHE)	2	Dr. R. G. Pearson, Dept of Ind Eng North Carolina State Univ. Raleigh, N. C.	1
CO, USA Tropic Test Center PO Drwr 942, Fort Clayton, CZ Behavioral Scientist	2	6570 AMRL (MRHER/Bates) 6570 AMRL (MRHE/Warrick) Air Force Flight Dynam Lab	1 1	Dr. F. Loren Smith Dept Psychol, Univ Delaware Newark, Del.	1 2
CO, USA Arctic Test Center APO Seattle, Wash. STEAC-IT	1	AMD (AMRH) Brooks AFB, Tex.	1	Dr. H. W. Stoudt Harvard Univ., Boston, Mass.	1
USA Materiel Command Board Bldg 3072, APG	1	Civil Aeromedical Institute Fed Avn Agency Aero Center PO Box 25082, Okla City, Okla. Psychol Br, AC-118	1	Dr. Leonard Uhr Computer Sci Dept, Univ Wisconsin Madison, Wisc.	1
USA Test & Eval Command Bldg 3071, APG	1	USPO Dept, Bur Rsch & Engr, HF Br. Washington, D. C. Mr. D. Cornog	1	Dr. R. A. Wunderlich Psychol Dept, Catholic Univ. Washington, D. C.	1
CO, USACDC Maint Agency Bldg 305, APG	1			Psychological Abstracts 1200 17th Street, NW Washington, D. C.	1
Tech Libr, Bldg 313, APG	1	Defense Documentation Center Cameron Station, Alexander, Va.	20	AC Electronics Div, GMC Milwaukee, Wisc. J. S. Inserra, HF Tech Library, Dept 32-55 2A	1 1
Dir, Naval Research Laboratory Washington, D. C. Code 5120 Code 5143A	1	Library, George Washington Univ. Hum RRO, Alexandria, Va.	1	Libr, Chrysler Def Engr, Detroit	1
Code 455 Ofc of Naval Research Washington, D. C. Engr Psychol Br (Dr. Farr)	2 1	Amer Inst for Research 8555 16th St., Silver Spring, Md. Library	1	Grumman Aircraft Engr Corp. Bethpage, LI, NY L. Bricker, Life Sci, Plant 5	1
Dr. Morgan Upton Aerospace Med Rsch Dept US Naval Air Dev Ctr Johnsville, Pa.	1	Amer Inst for Research PO Box 1113, Palo Alto, Calif. Library	1	Hughes Aircraft Co, Culver City, Calif. Co. Tech. Doc. Ctr. E/110 Itek Corp, Lexington, Mass.	1 1
	1	Ctr for Research in Social Systems The American University Washington, D. C.	1	Mgr, Behavioral Sciences, Litton Sci Spt Lab, Fort Ord, Calif.	1

U. S. Army Natick Laboratories Natick, Mass Tech Lib AMSRE-STL	1	Dir, Human Factors Engineering Mil Veh Org, GMC Tech Center, Warren, Mich.	1
U. S. Army Natick Laboratories Behavioral Sciences Division Natick, Mass AMXRE-PRB AMXRE-PRBN AMXRE-PRBE	1 1 1	Sprint Human Factors MP 537 Martin Co., Orlando, Fla. Dr. Herbert J. Bauer GM Rsch Labs, GM Tech Ctr Warren, Mich.	1 1 1
Dr. Lauritz S. Larsen Automobile Manufacturers Assoc. 320 New Center Building Detroit, Mich.	1	Dr. Edwin Cohen Link Group, Gen Precision Sys Inc. Binghamton, N. Y.	1
U. S. Army Board for Aviation Accident Research Laboratory Fort Rucker, Ala. Gail Bankston, Bldg 5504	1	Mr. Henry E. Guttman Sandia Corp., Albuquerque, N. M. Dr. M. I. Kurke, Human Sciences Rsch Inc., McLean, Va.	1 1
Dr. Irwin Pollack Mental Health Research Institute University of Michigan Ann Arbor, Mich.	1	Mr. James Moreland, Westinghouse Elec Corp., R&D Ctr, Churchill Boro Pittsburgh, Pa.	1
Dr. Harvey A. Taub Research Section, Psychology Service Veterans Administration Hospital Irving Ave & University Place Syracuse, New York	1	Mr. F. M. McIntyre, HF Engr. Cleveland Army Tank-Auto Plant Cleveland, Ohio Mr. Robert F. Roser, HF, Sys Engr. General Dynamics Pomona Box 2507, Pomona, Calif.	1 1
Documents Librarian Wilson Library University of Minnesota Minneapolis, Minn.	1	Dr. S. Seidenstein, Org 55-60 Bldg 151, Lockheed, PO Box 504 Sunnyvale, Calif.	1
Federal Aviation Administration 800 Independence Ave., S.W. Washington, D. C. Admin Standards Div (MS-110)	1	Dr. Martin A. Tolcott Serendipity, Inc. Arlington, Virginia	1
Research Analysis Corp. McLean, Va. Document Library	1	Mr. Wesley E. Woodson MAN Factors, Inc. San Diego, Calif.	1
Ritchie, Inc., Dayton, Ohio	1		

Unclassified

Security Classification

DOCUMENT CONTROL DATA - R & D

(Security classification of title, body of abstract and indexing annotation must be entered when the overall report is classified)

1. ORIGINATING ACTIVITY (Corporate author) Human Engineering Laboratories Aberdeen Proving Ground, Maryland		2a. REPORT SECURITY CLASSIFICATION Unclassified	
		2b. GROUP	
3. REPORT TITLE MINIMALLY EFFECTIVE INTERPOLATED STIMULI IN WEIGHT DISCRIMINATION			
4. DESCRIPTIVE NOTES (Type of report and inclusive dates)			
5. AUTHOR(S) (First name, middle initial, last name) Russell A. Bell and Eddie C. Baggett			
6. REPORT DATE January 1970		7a. TOTAL NO. OF PAGES 9	7b. NO. OF REFS 5
8a. CONTRACT OR GRANT NO.		9a. ORIGINATOR'S REPORT NUMBER(S) Technical Memorandum 1-70	
b. PROJECT NO.		9b. OTHER REPORT NO(S) (Any other numbers that may be assigned this report)	
c.			
d.			
10. DISTRIBUTION STATEMENT This document has been approved for public release and sale; its distribution is unlimited.			
11. SUPPLEMENTARY NOTES		12. SPONSORING MILITARY ACTIVITY	
13. ABSTRACT <p>The question of minimally effective weights was investigated by using an interpolated anchor paradigm. The weight series of 100 to 300 g, at 50-g-step intervals, was shown to be significantly affected by an interpolated anchor of 0.5 g, thus demonstrating a reduction in the region of ineffectiveness. The results were discussed in terms of procedural artifacts in the weight-judging methods reported in previous literature.</p>			

14. KEY WORDS	LINK A		LINK B		LINK C	
	ROLE	WT	ROLE	WT	ROLE	WT
Weight Discrimination Minimal Stimulation Anchor Paradigm Human Factors Engineering						