

UNCLASSIFIED

AD716948



MEDICAL CAPABILITY SURVEY AND INVENTORY  
OF THE  
SHIPS OF THE AMPHIBIOUS FORCE  
U.S. ATLANTIC FLEET

D.D.C.  
RECEIVED  
JAN 22 1971  
A

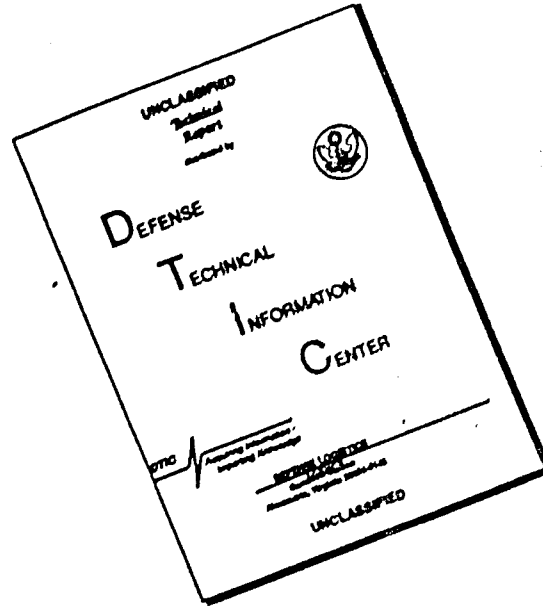
OCTOBER 1970

This document has been approved  
for public release and that its  
distribution is unlimited

Reproduced by  
NATIONAL TECHNICAL  
INFORMATION SERVICE  
Springfield, Va. 22151

UNCLASSIFIED

# DISCLAIMER NOTICE



THIS DOCUMENT IS BEST QUALITY AVAILABLE. THE COPY FURNISHED TO DTIC CONTAINED A SIGNIFICANT NUMBER OF PAGES WHICH DO NOT REPRODUCE LEGIBLY.






MEDICAL CAPABILITY SURVEY AND INVENTORY  
OF THE  
SHIPS OF THE AMPHIBIOUS FORCE  
U. S. ATLANTIC FLEET

October 1970

Authors:  
Franklin C. Broadwell  
Raymond J. Mataloni  
Francis B. Merkle

Prepared Under:  
Office of Naval Research  
Contract N00014-70-C-0284  
Project NR-259-084

For and with the support of the  
Bureau of Medicine and Surgery



Distribution of this report is unlimited.

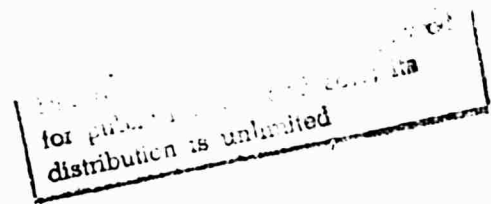


TABLE OF CONTENTS

SECTION I

INTRODUCTION

- 1.1 Purpose of the Ship Medical Capability Inventory
- 1.2 Data Collection Procedure
- 1.3 Method of Report Presentation
- 1.4 Ships Surveyed
- 1.5 Consistency of Data
- 1.6 Limitations on Report
- 1.7 Major Medical Space Overviews

SECTION II

INDIVIDUAL SHIP MEDICAL CAPABILITY REPORT

NOTE: Individual ship booklets are provided for those ships listed in 1.4.

SECTION III

MEDICAL CAPABILITY SUMMARY

- 3.1 Facility Summary
- 3.2 Medical Capability Qualitative Analysis
- 3.3 Medical Care Quantitative Analysis



## SECTION I

### INTRODUCTION

#### 1.1 Purpose of the Ship Medical Capability Inventory

- 1.1.1 To provide a current inventory of the medical assets of the Amphibious Force, U. S. Atlantic Fleet.
- 1.1.2 To present the information essential to the evaluation of the ships' medical facilities, the selection of those suitable to act as casualty receiving ships and the determination of their capacities in that role.
- 1.1.3 To provide surgical team personnel with current medical capability reference material regarding the ships to which they may be assigned.
- 1.1.4 To focus attention on deficiencies which may be identified so that remedial action may be taken.

#### 1.2 Data Collection Procedure

##### 1.2.1 Ship Medical Capability Questionnaire

- A questionnaire was prepared with a view toward identifying:
  - Medical facilities and equipment of individual ships
  - Quantitative and qualitative medical care which could be provided within the resources of each ship
  - Casualty flow onto and within individual ships
  - Ability of individual ships to support a Surgical Team and/or a Surgical Support Team
- The questionnaire was tested by use in conjunction with visits to the USS GUAM (LPH-9), USS CHARLESTON (LKA-113), USS FRANCIS MARION (LPS-249) and the USS NEWPORT (LST-1179). Deficiencies noted in the questionnaire were corrected.
- A revised questionnaire was then sent to each of the ships of the Amphibious Force, Atlantic Fleet (minus those pending decommissioning) for completion by cognizant, on-board medical personnel.

### 1.2.2 Ship Medical Capability Inspection

An on-board inspection of medical facilities and equipment of all available ships in the Norfolk area was conducted by contract personnel to verify and supplement data incorporated in the completed questionnaire. Of the forty-five ships involved, sixteen were inspected (one of which was under construction), twelve were deployed, five were in process of being built and twelve were scheduled to be decommissioned.

### 1.3 Method of Report Presentation

- This report consists of three sections, the introduction, the reports of individual ship's medical capability and a medical capability summary. The individual ship medical capability portion, Section II, is designed so that it may be divided into individual ship medical capability booklets.
- The information presented in this report is based upon that provided by the ships in response to the questionnaires. When feasible, amplifying information was obtained by visits to the ships, as stated in paragraph 1.2.2. The deficiencies and comments noted are those considered important by the medical personnel of the ships concerned.

### 1.4 Ships Surveyed

Figure 1-1, Ship Medical Capability Survey Method and Remarks lists the ships of the Amphibious Force, U. S. Atlantic Fleet. It identifies the method by which the survey was conducted and provides appropriate remarks plus the identification code of the authorized medical allowance for each ship.

### 1.5 Consistency of Data

The process of summarizing the data contained in the questionnaires disclosed a number of cases of apparent inconsistency. Some appeared to be the result of differences among ships of the same class, whereas others might be attributed to errors in recording data. To the extent feasible, such inconsistencies were corrected by comparisons among sister ships, by reference to the available drawings, etc. The tabulation of compartment numbers shown in Figure 1-2, Data Sample, derived from the questionnaires from four supposedly similar ships, is an example of apparent inconsistency.



1.6 Limitations on Report

This report is not a complete report of the total medical capability of the ships of the Amphibious Force, U. S. Atlantic Fleet, owing primarily to the short time available and to the fact that a number of ships were deployed. These two factors combined to limit the number of ships which could be visited. In order to permit the insertion of additional information as it becomes available in the future, tabs for all ships receiving questionnaires are included in the initial submission of the report. The loose-leaf binding employed will facilitate such future additions.

1.7 Major Medical Space Overviews

In the cases of those ships in which it was practicable and profitable, major medical space overviews (composite layouts of the medical spaces) have been provided to show the major medical spaces.

TYPE-HULL	SHIP		SURVEY METHOD		REMARKS	AUTH. MEDICAL ALLOW. CODE
	NAME		QUESTIONNAIRE	VISIT		
LCC-18	USS POCONO		No	No	Decommissioned	
LCC-20	USS MOUNT WHITNEY		Yes	10/22/70	In this report	812
LPH-7	USS GUADALCANAL		Yes	10/13/70	In this report	842
LPH-9	USS GUAM		Yes	No	In this report	842
LPH-12	USS INCHON		Yes	No	In this report	842
LPD-1	USS RALEIGH		Yes	No	In this report	793
LPD-3	USS LA SALLE		Yes	10/13/70	In this report	793
LPD-4	USS AUSTIN		Yes	10/13/70	In this report	793
LPD-11	USS CORONADO		Yes	10/22/70	In this report	793
LPD-13	USS NASHVILLE		Yes	10/13/70	In this report	793
LSD-14	USS RUSHMORE		No	No	Decommissioned	
LSD-20	USS DONNER		No	No	Decommissioned	
LSD-21	USS FORT MANDAN		Yes	No	In this report	753
LSD-25	USS SAN MARCOS		Yes	No	In this report	753
LSD-29	USS PLYMOUTH ROCK		Yes	10/12/70	In this report	753
LSD-30	USS FORT SNELLING		Yes	10/13/70	In this report	753
LSD-32	USS SPIEGEL GROVE		Yes	10/12/70	In this report	753
LSD-34	USS HERMITAGE		Yes	10/12/70	In this report	753
LSD-37	USS PORTLAND		Yes	No	In this report	753
LSD-38	USS PENSACOLA		Yes	No	Being built	753
LPA-36	USS CAMBRIA		No	No	Decommissioned	
LPA-38	USS CHILTON		Yes	10/13/70	In this report	830
LPA-249	USS FRANCIS MARION		Yes	No	In this report	830

Figure 1-1, Ship Medical Capability Survey Method and Remarks



TYPE-HULL	SHIP		SURVEY METHOD		REMARKS	AUTH. MEDICAL ALLOW. CODE
	NAME		QUESTIONNAIRE	VISIT		
LKA-56	USS ARNEB		No	No	Decommissioned	
LKA-61	USS MULIPHEN		No	No	Decommissioned	
LKA-93	USS YANCEY		No	No	Decommissioned	
LKA-103	USS RANKIN		No	No	Decommissioned	
LKA-107	USS VERMILLION		No	No	Decommissioned	
LKA-113	USS CHARLESTON		Yes	10/13/70	In this report	754
LKA-117	USS EL PASO		Yes	No	In this report	754
LST-1156	USS TERREBONNE PARISH		Yes	10/12/70	In this report	743
LST-1160	USS TRAVERSE COUNTY		No	No	Decommissioned	
LST-1162	USS WAHIAKUM COUNTY		No	No	Decommissioned	
LST-1163	USS WALDO COUNTY		No	No	Decommissioned	
LST-1164	USS WALWORTH COUNTY		Yes	No	In this report	743
LST-1171	USS DESOTO COUNTY		Yes	No	In this report	743
LST-1173	USS SUFFOLK COUNTY		Yes	No	In this report	743
LST-1174	USS GRANT COUNTY		Yes	10/12/70	In this report	743
LST-1175	USS YORK COUNTY		Yes	No	In this report	743
LST-1176	USS GRAHAM COUNTY		Yes	No	In this report	743
LST-1177	USS LORAIN COUNTY		Yes	10/12/70	In this report	743
LST-1178	USS WOOD COUNTY		Yes	No	In this report	743
LST-1179	USS NEWPORT		Yes	10/13/70	In this report	743
LST-1188	USS SAGINAW		Yes	No	Being built	743
LST-1190	USS BOULDER		Yes	No	Being built	743

Figure 1-1, Ship Medical Capability Survey Method and Remarks (continued)

Usage	Compartment Numbers				
	General Plan	Ship A	Ship B	Ship C	Ship D
Forward Battle Dressing Station	1-41-0-L	1-44-0-L	1-44-0-L	1-41-0-L	1-41-0-L
Quiet Room	1-108-3-L	1-108-1-L	1-103-1-L	1-108-3-L	1-108-3-L
Ward	1-112-1-L	1-118-1-L	1-112-1-L	1-112-1-L	1-112-1-L
Pharmacy	1-127-1-Q	1-127-1-Q	1-127-1-Q	1-127-1-L	1-127-1-L
Medical Dept. Office	1-132-1-Q	1-132-1-Q	1-132-1-Q	1-132-1	1-132-1-L
Medical Store Room	3-36-2-A	3-26-2-2	3-36-2-A	3-36-2-A	3-36-2-A

Figure 1-2, Data Sample



UNCLASSIFIED

INVENTORY OF  
THE MEDICAL CAPABILITY  
OF THE  
USS MOUNT WHITNEY  
LCC-20

UNCLASSIFIED

TABLE OF CONTENTS

<u>Item</u>	<u>Page No.</u>
Tactical Mission	1
Medical Mission	1
Medical Assets	1
Casualty Flow	1
Significant Deficiencies	1
Major Medical Space Overview	2
Operating Room	4
Operating Room (non-dedicated)	5
Primary Ward	6
Quiet Room	7
Dental Operating Room #1	8
Dental Operating Room #2	9
Dental Dept. Office & Dental Supply	10
Medical Administration	11
Laboratory	12
X-Ray (Fixed)	12
Physiotherapy	12
Pharmacy	12
Central Supply/Sterilization Room	13
Dental X-Ray (Fixed)	13
Complement	14
Status of Outstanding Shipalts	14
Size and Location of Area for Breakout of Surgical Block	14
Stowage Near Helo Pad for Replacement Litters and Blankets	14

TACTICAL MISSION:

See NWIP 11

MEDICAL MISSION:

- (1) Medical care for ship's crew
- (2) Medical support to other ships
- (3) Medical support for embarked non-crew personnel

MEDICAL ASSETS:

Asset	Normal Use/Type	Remarks
Triage Area		Not established
Operating Room(s)	Main OR	
Non-Ded OR(s)	Surg. Dress Room	
Minor Surgery Room	Surg. Dress Room	Same as Non-Ded OR
Primary Ward	Ward	19 beds
Overflow Ward(s)		None
Quiet Room(s)		4 beds
Intensive Care Unit		None
X-Ray	Fixed Unit	300 ma
Physiotherapy		Wool, Baker, I.R. light
Pharmacy		Standard
Blood Storage		Not determined
Morgue	Refrigerator	
Dental OR		2 complete OR's
Dental X-Ray	Fixed Unit	Not installed
Laboratory	Clinical Lab	Diagnostic tests
Admin. Office	Admin.	3 desks, 6 files
Supply Room		Not established
Battle Dressing Stations	Main BDS same as Minor Surgery	Only Main BDS established to date

CASUALTY FLOW:

Not established - ship under construction. However, there is a 12' x 12' elevator which runs directly from helo pad to medical spaces which would be logical casualty flow route.

SIGNIFICANT DEFICIENCIES:

None reported - ship under construction.

MAJOR MEDICAL SPACE OVERVIEW

<u>REFERENCE:</u>	<u>LOCATION:</u>	<u>FACILITY:</u>
1	3-119-6-Q	Dental Operating Room #2
2	3-115-2-Q	Dental Department Office
3	3-112-6-L	Passage
4	3-113-2-Q	Dental X-Ray Room
5	3-112-8-Q	Dental X-Ray Dark Room
6	3-109-8-Q	Dental Operating Room #1
7	--	Storerooms
8	3-103-2-Q	Medical Property and Accounting Office
9	3-119-4-Q	Medical X-Ray Dark Room
10	3-119-2-Q	Medical X-Ray Room
11	3-112-2-L	Ward
12	3-112-4-Q	Utility Room
13	3-109-4-L	Ward Bath
14	3-109-2-L	Diet Pantry
15	3-108-0-L	Passage
16	3-104-4-Q	Bacteriological Laboratory
17	3-106-2-L	Quarantine Room
18	3-104-2-L	Quarantine Room Bath
19	3-104-0-Q	Medical Records Office
20	3-109-1-L	Passage
21	3-119-1-Q	Pharmacy
22	3-115-1-Q	Operating Room
23	3-113-1-Q	Sterilizer Room
24	3-109-3-Q	Surgical Dressing Room and Main Battle Dressing Station
25	3-106-1-Q	Medical Department Office
26	3-104-1-Q	Consultation Room
27	3-109-6-L	Passage

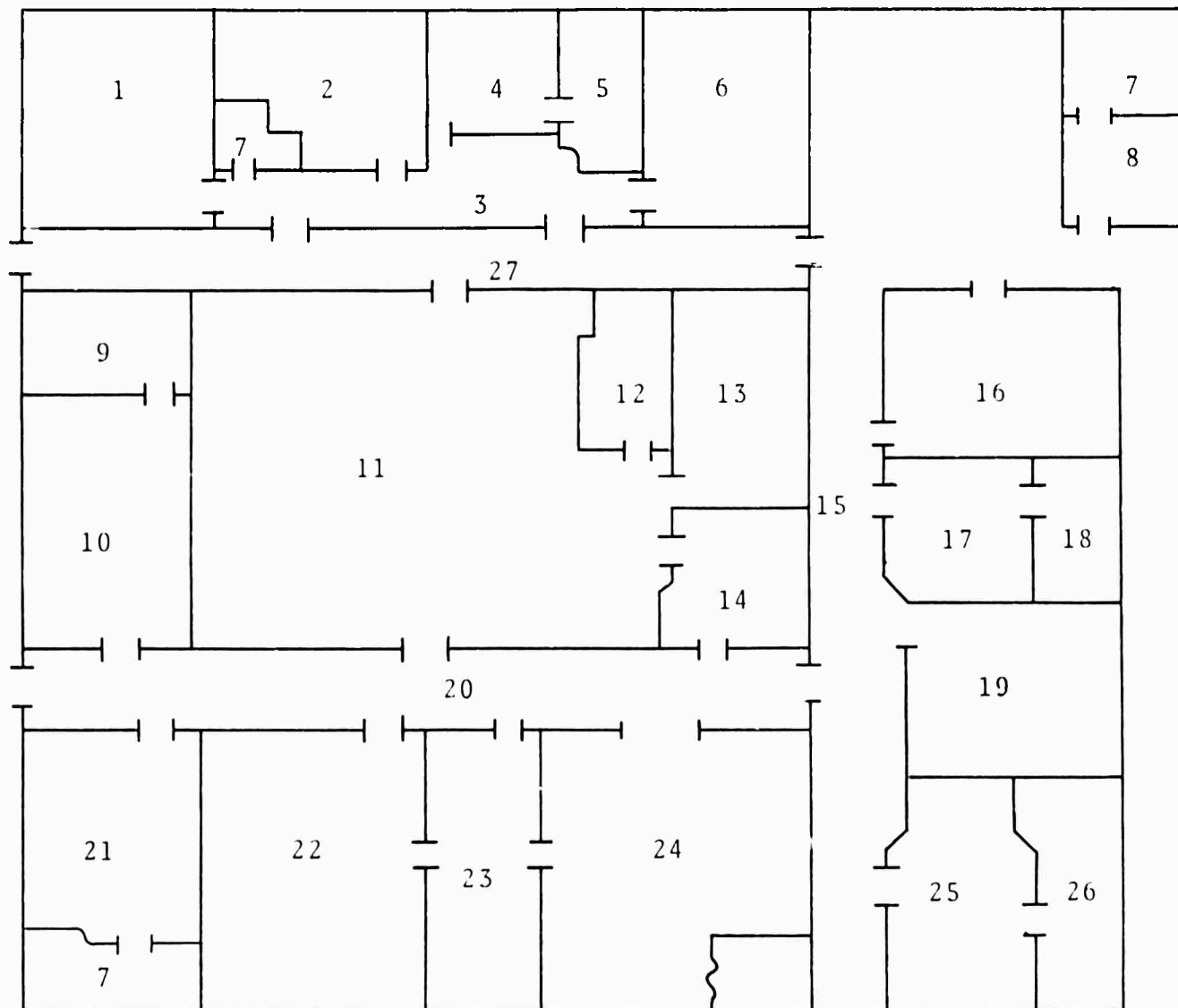
(See Floor Plan, Page 3)



MAJOR MEDICAL SPACE OVERVIEW

FLOOR PLAN: Not to scale

(See Reference, Page 2)



OPERATING ROOM

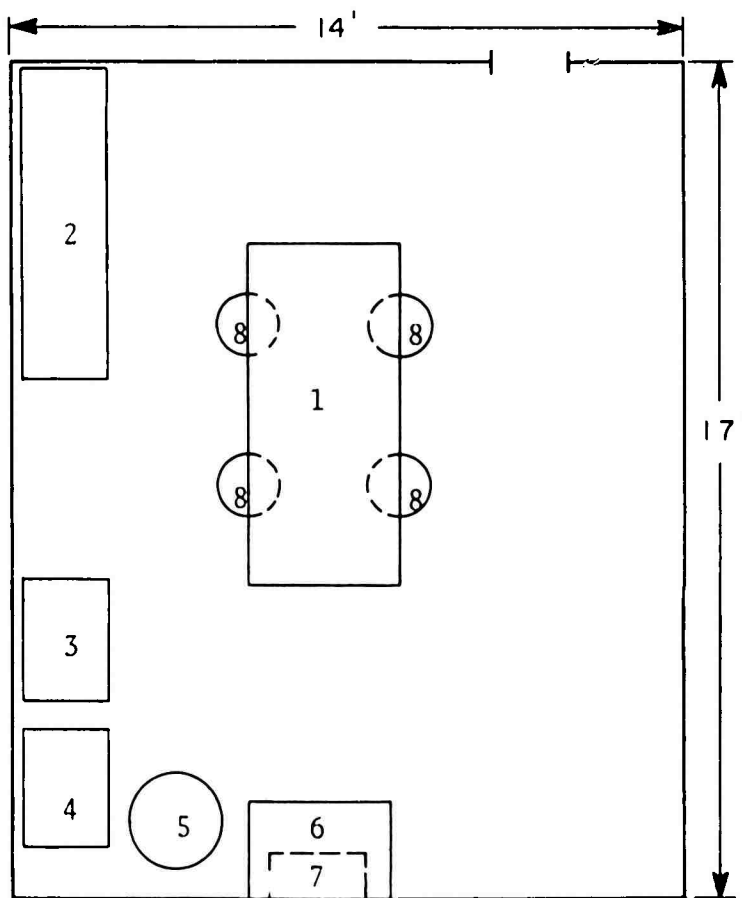
LOCATION: 3-115-1-Q

NORMAL USE: Main Operating Room

FLOOR PLAN: Not to scale

EQUIPMENT:

- 1-OR table
- 2-Cabinet & med locker
- 3-Instrument table
- 4-Instrument table
- 5-Surg. field light
- 6-Dressing table
- 7-X-ray film viewer
- 8-Castle lights





OPERATING ROOM (non-dedicated)

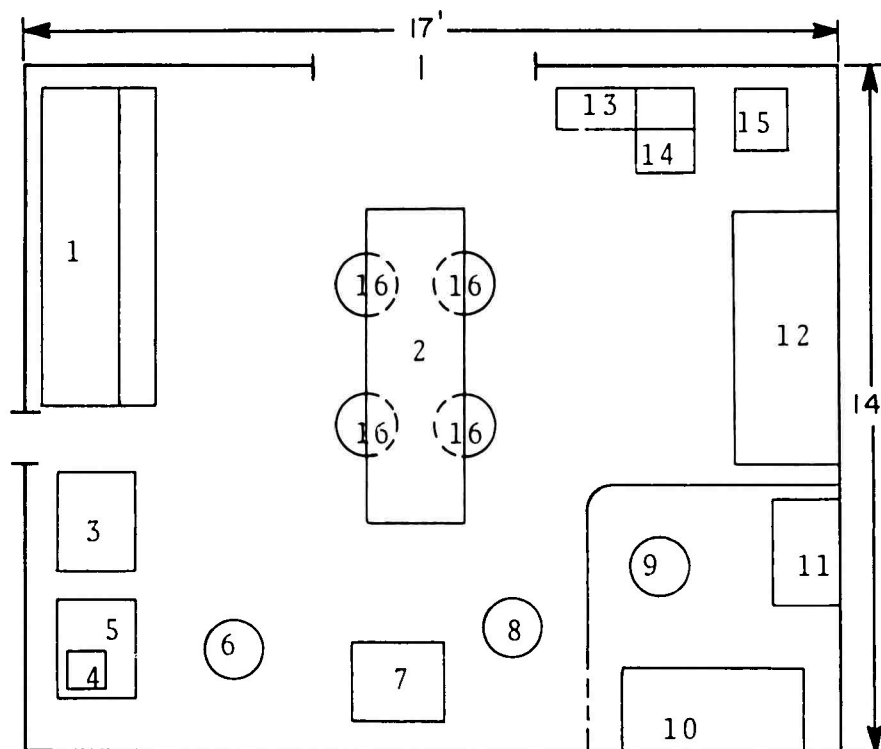
LOCATION: 3-109-3-Q

NORMAL USE: Surgical Dressing Room/Main BDS

FLOOR PLAN: Not to scale

EQUIPMENT:

- 1-Cab & lock-Type A
- 2-Patient exam tbl.
- 3-Refrig. T-1,S. 10
- 4-Instrument ster.
- 5-Sterilizer shelf
- 6-Examining chair
- 7-Instrument table
- 8-Chair-Style A
- 9-Chair-Style B
- 10-Antidote locker
- 11-X-ray viewer
- 12-Cab & lock-Type B
- 13-Book rack
- 14-Log desk
- 15-File cab & locker Type 1
- 16-Castle lights



PRIMARY WARD

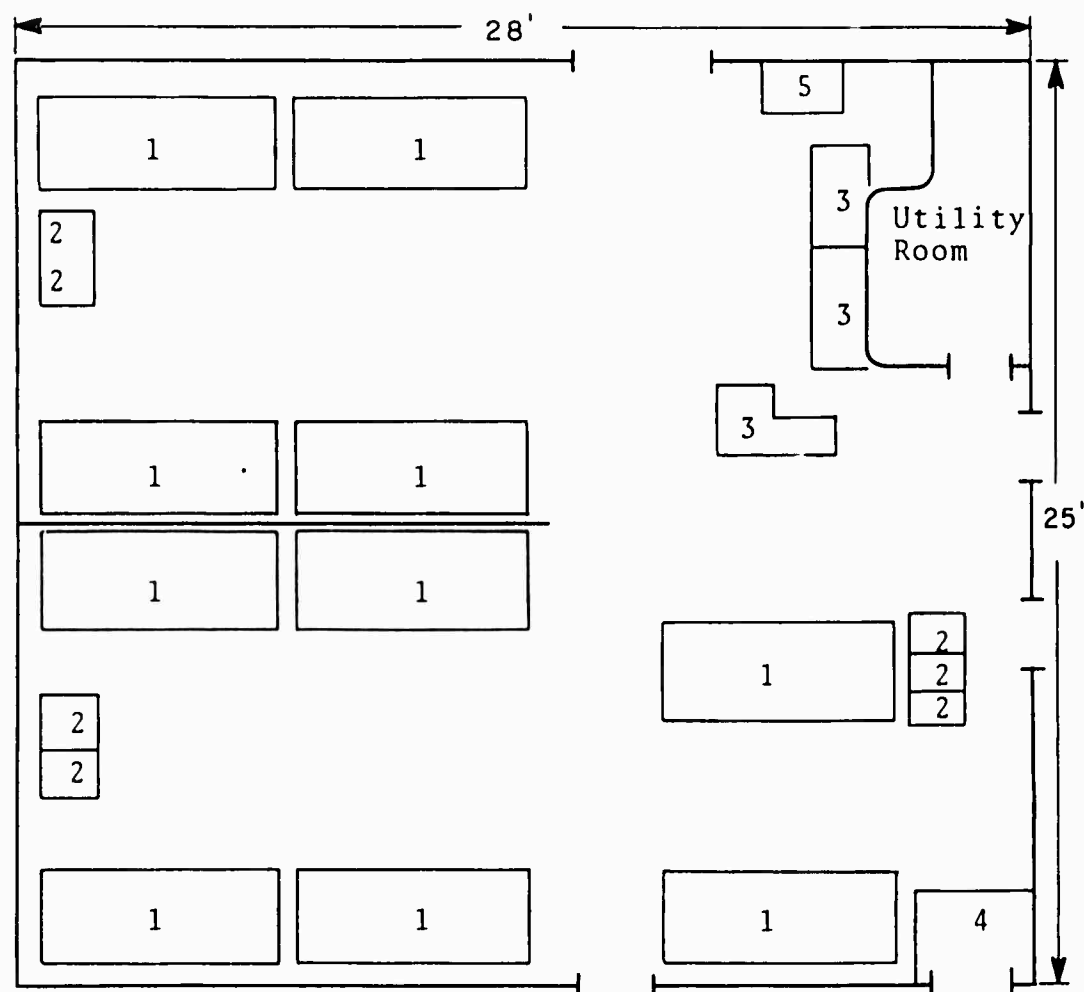
LOCATION: 3-112-2-L

NORMAL USE: Ward

FLOOR PLAN: Not to scale

EQUIPMENT:

- 1-19 beds
- 2-Bedside lockers
- 3-Cabinets
- 4-Linen locker
- 5-Instrument Sterilizer



QUIET ROOM

LOCATION: 3-106-2-L

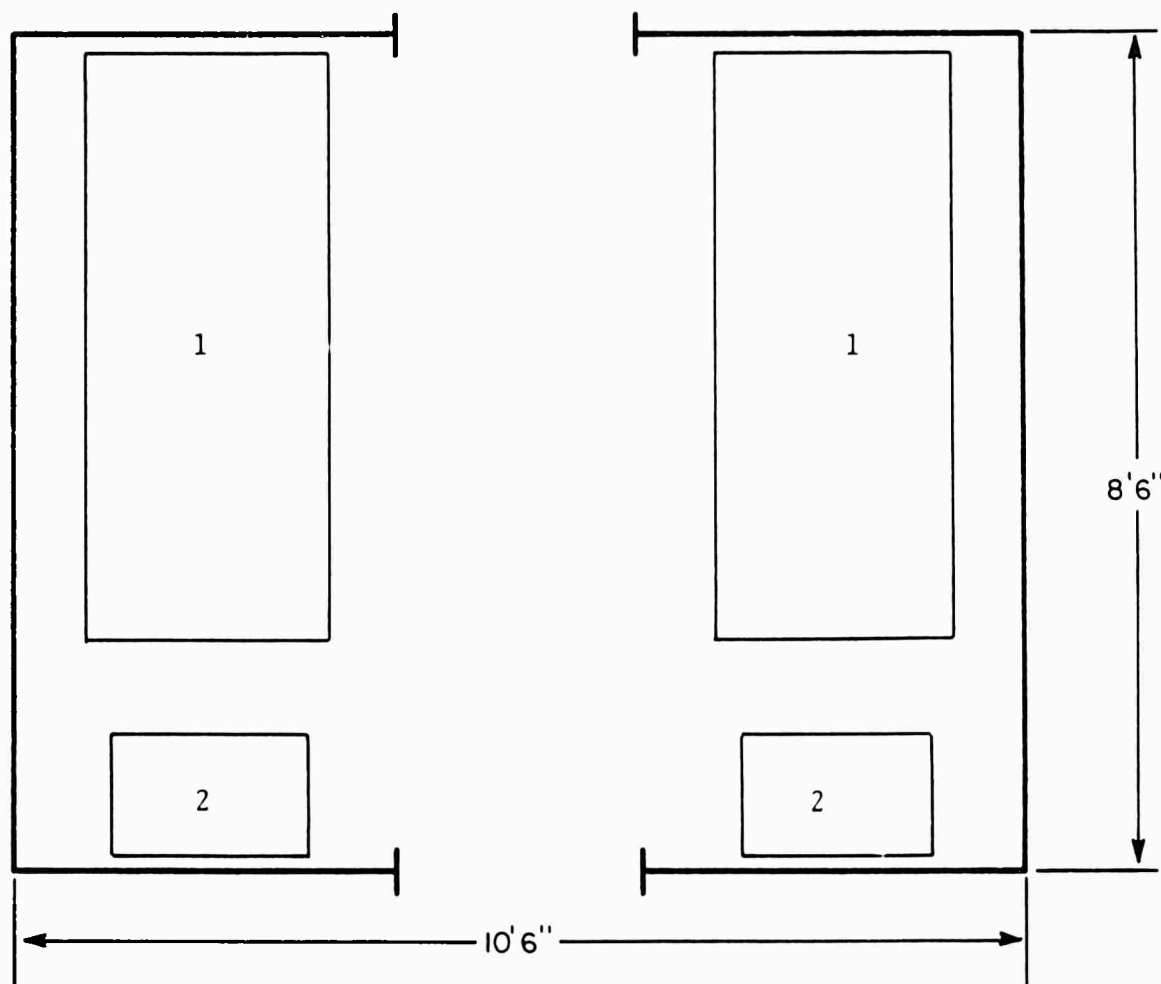
NORMAL USE: Quiet Room

FLOOR PLAN: Not to scale

EQUIPMENT:

1-beds (2 high)

2-bedside locker



DENTAL OPERATING ROOM #1

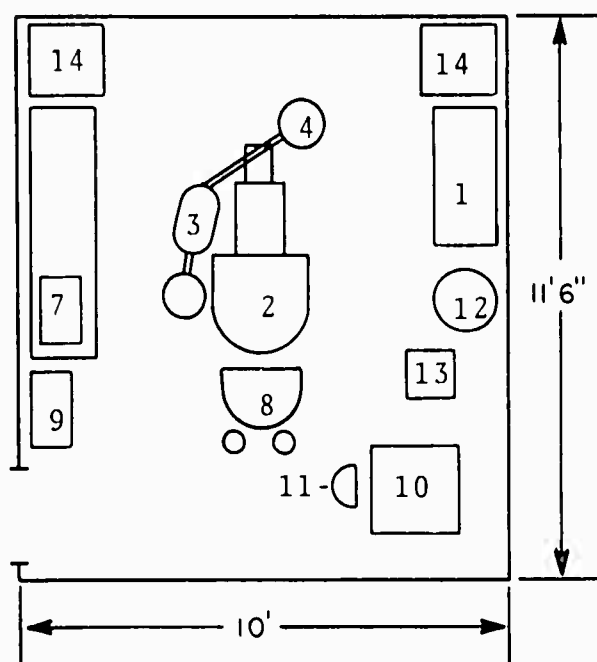
LOCATION: 3-109-8-Q

NORMAL USE: Dental OR

FLOOR PLAN: Not to scale

EQUIPMENT:

- 1-Dent instr cab
- 2-Operating chair
- 3-Dent oper unit
- 4-Dent oper light
- \*5-Amalgamator
- \*6-Illuminator, X-ray
- 7-Surg sterilizer
- 8-Oral evacuator
- 9-Aspirator, suction
- 10-Desk
- 11-Chair
- 12-Hamper
- 13-Instrument stand
- 14-Surgical sink



\* Not shown on drawing

DENTAL OPERATING ROOM #2

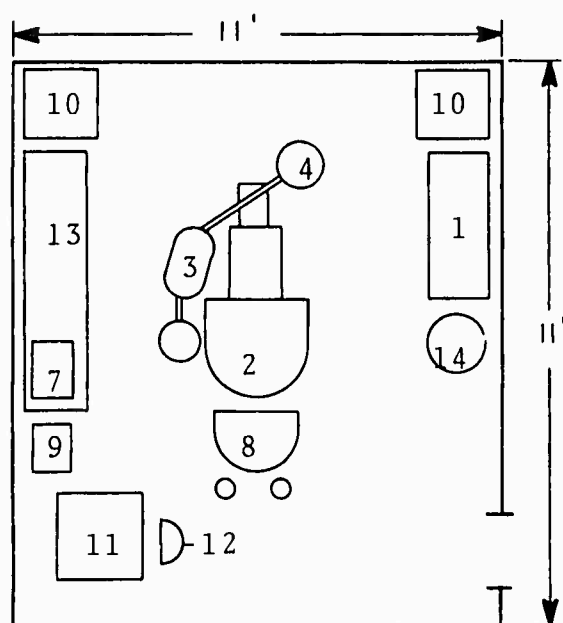
LOCATION: 3-119-6-Q

NORMAL USE: Dental OR

FLOOR PLAN: Not to scale

EQUIPMENT:

- 1-Dent instr cab
- 2-Operating chair
- 3-Dent oper unit
- 4-Dent oper light
- \*5-Amalgamator
- \*6-Illuminator, x-ray
- 7-Surg sterilizer
- 8-Oral evacuator
- 9-Aspirator, suction
- 10-Surgical Sink
- 11-Desk
- 12-Chair
- 13-Cabinet shelf
- 14-Hamper



\*Not shown on drawing

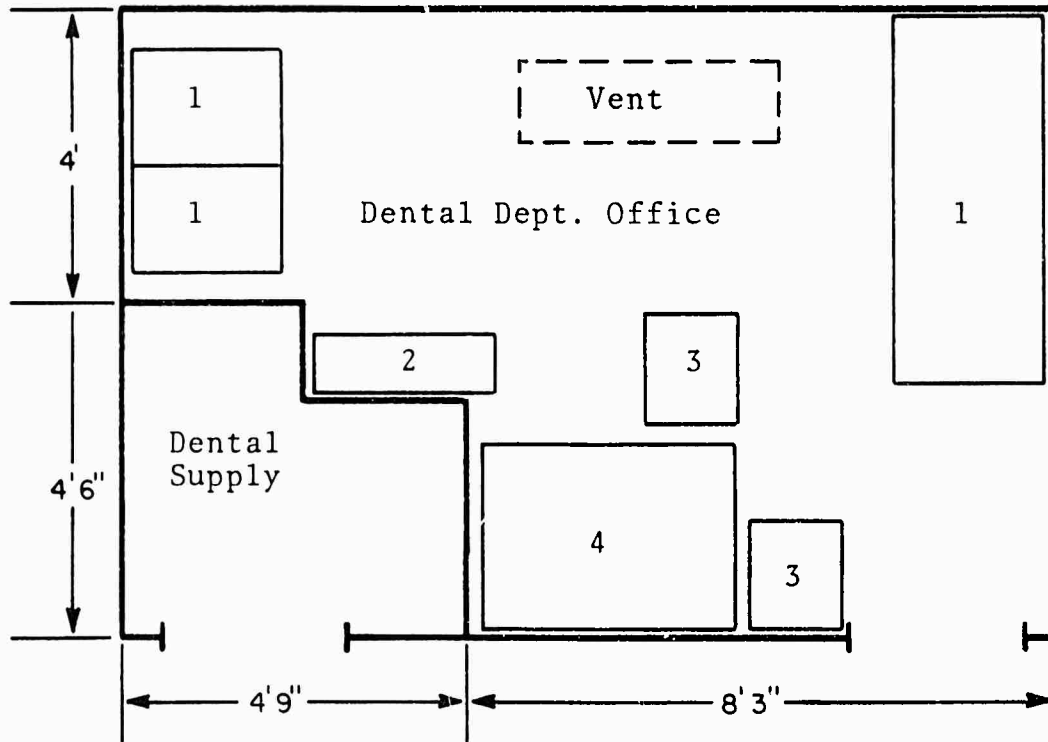
DENTAL DEPARTMENT OFFICE & DENTAL SUPPLY

LOCATION: 3-115-2-Q

FLOOR PLAN: Not to scale

EQUIPMENT:

- 1-Cabinet
- 2-Card index
- 3-Chair
- 4-Desk





USS MOUNT WHITNEY

LCC-20

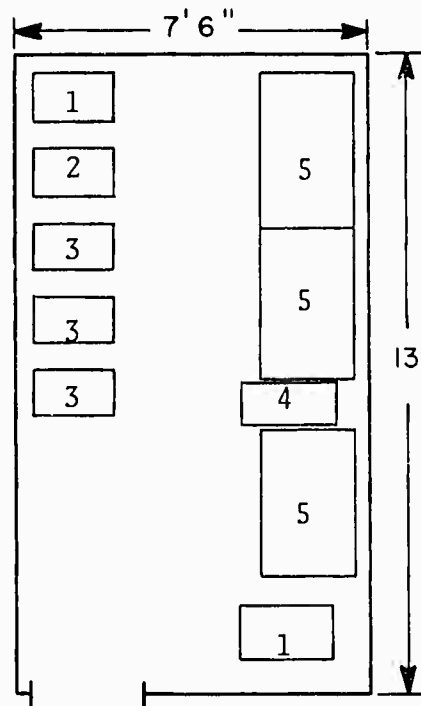
MEDICAL ADMINISTRATION

LOCATION: 3-104-0-Q

FLOOR PLAN: Not to scale

EQUIPMENT:

- 1-Letter file Type III
- 2-Legal file Type I
- 3-Legal file Type II
- 4-Visual index
- 5-Desk



LABORATORY

LOCATION: 3-104-4-Q

CAPABILITY: Routine diagnostic laboratory procedures. Whole blood storage capability not determined since ship is still under construction.

MAJOR EQUIPMENT:

1-Centrifuge	5-Incubator
2-Water bath	6-Variable speed rotator
3-Shaker	7-Binocular microscope
4-Refrigerator	

NOTE: Other equipment may be installed when construction is complete.

X-RAY (Fixed)

LOCATION: 3-119-2-Q

MAJOR EQUIPMENT:

1-300 ma X-Ray unit	5-Film file cabinet
2-Film cassette transfer	6-Dark room safelight
3-Film holders	7-Film dryer
4-View box	8-Developing tank

PHYSIOTHERAPY

LOCATION: 3-109-4-L

MAJOR EQUIPMENT:

1-Whirlpool bath, leg  
2-Baker light  
3-Infrared lamp

PHARMACY

LOCATION: 3-119-1-Q

CAPABILITY: Routine dispensing of drugs and medications.

MAJOR EQUIPMENT:

1-Locker, Safe-Type 1	4-Distilling apparatus
2-Acid locker	5-Shelving
3-Refrigerator, Type III	

CENTRAL SUPPLY/STERILIZATION ROOM

LOCATION: 3-113-1-Q

Autoclaves by type:

- 1-Sterilizer, Surgical instrument 6530-973-9716
- 2-Sterilizer, Pressure type I size 3

DENTAL X-RAY (Fixed)

LOCATION: 3-113-2-Q

MAJOR EQUIPMENT:

- |                          |                        |
|--------------------------|------------------------|
| 1-X-Ray tank master      | 4-Dental X-Ray unit    |
| 2-X-Ray darkroom cabinet | 5-Dental X-Ray viewbox |
| 3-Dental operating chair | 6-X-Ray drier          |

USS MOUNT WHITNEY

LCC-20

COMPLEMENT:

<u>SPECIALTY</u>	<u>RANK OR RATE</u>
2100 Med Officer	LT
2200 Den Officer	LT
Various	9-HM
0000	2-DT2

Note: Complement not yet definite.

STATUS OF OUTSTANDING SHIPALTS:

None

SIZE AND LOCATION OF AREA FOR BREAKOUT OF SURGICAL BLOCK:

Not yet established.

STOWAGE NEAR HELO PAD FOR REPLACEMENT LITTERS AND BLANKETS:

None.

UNCLASSIFIED

INVENTORY OF  
THE MEDICAL CAPABILITY  
OF THE  
USS GUADALCANAL  
LPH-7

UNCLASSIFIED

USS GUADALCANAL

TABLE OF CONTENTS

<u>Item</u>	<u>Page No.</u>
Tactical Mission	1
Medical Mission	1
Medical Assets	1
Casualty Flow	1
Significant Deficiencies	1
Triage Area	2
Operating Room(s) Dedicated	3
Operating Room(s) Non-Dedicated	4
Minor Surgery Area	5
Primary Ward	6
Overflow Ward	7
Quiet Room #1	8
Quiet Room #2	9
Laboratory	10
X-Ray (Fixed)	10
Dental X-Ray	10
Physiotherapy	10
Pharmacy	11
Central Supply/Sterilization Room	11
Morgue	11
Dental Operating Room #1	12
Dental Operating Room #2	13
Medical Administration	14
Medical Supply	15
Dental Supply	16
Battle Dressing Station #1	17
Battle Dressing Station #2	18
Battle Dressing Station #3	19
Battle Dressing Station #4	20
Complement	21
Status of Outstanding Shipalts	21
Size and Location of Area for Breakout of Surgical Block	21
Stowage Near Helo Pad for Replacement Litters and Blankets	21



TACTICAL MISSION:

See NWIP 11

MEDICAL MISSION:

- (1) Medical care for ship's crew
- (2) Medical support to other ships
- (3) Medical support for embarked non-crew personnel
- (4) Casualty receiving/evacuation

MEDICAL ASSETS:

Asset	Normal Use/Type	Remarks
Triage Area	Lobby	
Operating Room(s)	Standard	
Non-Ded OR(s)	Treatment Room	Same as OR
Minor Surgery Room	Aviation Exam. Rm.	Folding table
Primary Ward	Troop Ward	19 Beds
Overflow Ward(s)	Troop Living	120 Beds
Quiet Room(s)	Ship Ward/Isol.	9 Beds
Intensive Care Unit	Primary Ward	
X-Ray	1-300 ma 1-30 ma	1-Fixed 1-Portable
Physiotherapy	Whirlpool	1-Arm 1-Leg
Pharmacy	Standard	
Blood Storage	Blood Storage	200 pints
Morgue		Use refr. as required
Dental OR	Weber P-64	2
Dental X-Ray	Weber X-Ray Unit	Film tank & dryer
Laboratory	Laboratory	
Admin. Office	Administrative	3 Desks
Supply Room	Supply	1-PT 1-STBD
Battle Dressing Stations	Standard	4 each BDS w/folding operating table

CASUALTY FLOW:

- (1) Helicopter to Flight Deck to #1 aircraft elevator to Hangar Deck to electric or air hoist to triage area adjacent to Sick Bay.
- (2) From boat, hoist by aviation crane to #1 aircraft elevator, then same as by helicopter.

SIGNIFICANT DEFICIENCIES:

- (1) Ship vibrates severely at 16 knots and above, to the extent that X-Ray and laboratory work must be suspended.
- (2) Permanent casualty hoist from Hangar to Sick Bay is needed.
- (3) Better athwartships access for Medical Spaces is needed.

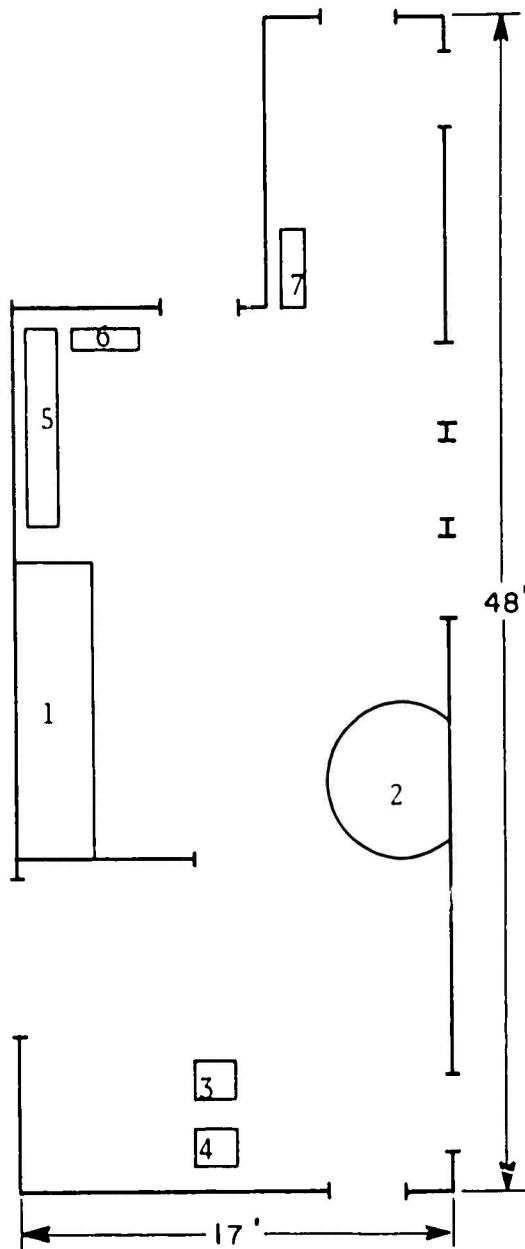
TRIAGE AREA

LOCATION: 01-111-0-1 (Lobby), augmented by Hangar Deck, if needed

FLOOR PLAN: Not to scale

EQUIPMENT:

- 1-Storage locker
- 2-Blood bank
- 3-Air hoist 1/2 ton
- 4-Electric hoist 1/4 ton
- 5-Large oxygen bottles
- 6-Small oxygen and nitrous oxide bottles
- 7-Small oxygen bottles

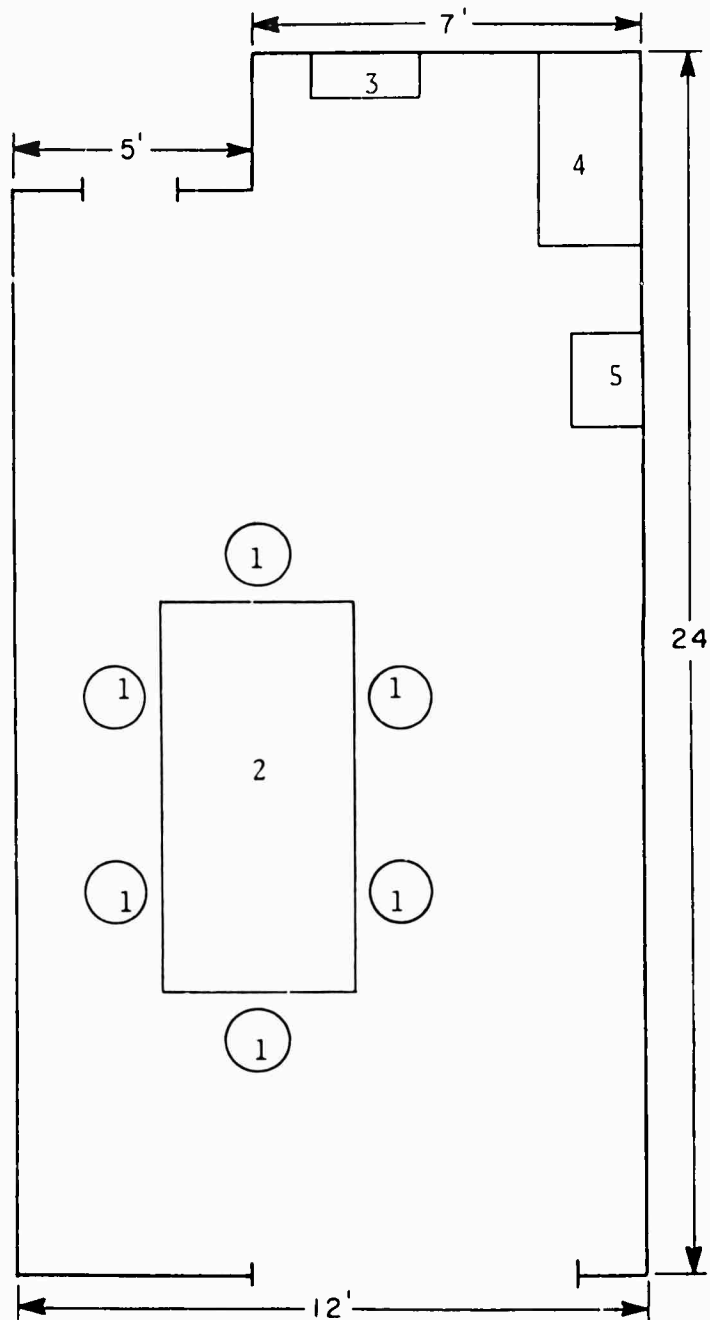


OPERATING ROOM (Dedicated)

LOCATION: 01-118-0-L

FLOOR PLAN: Not to scale

EQUIPMENT:  
1-Castle light  
2-OR table  
3-Sterilizer  
4-Storage cabinet  
5-Anesthesia equip.



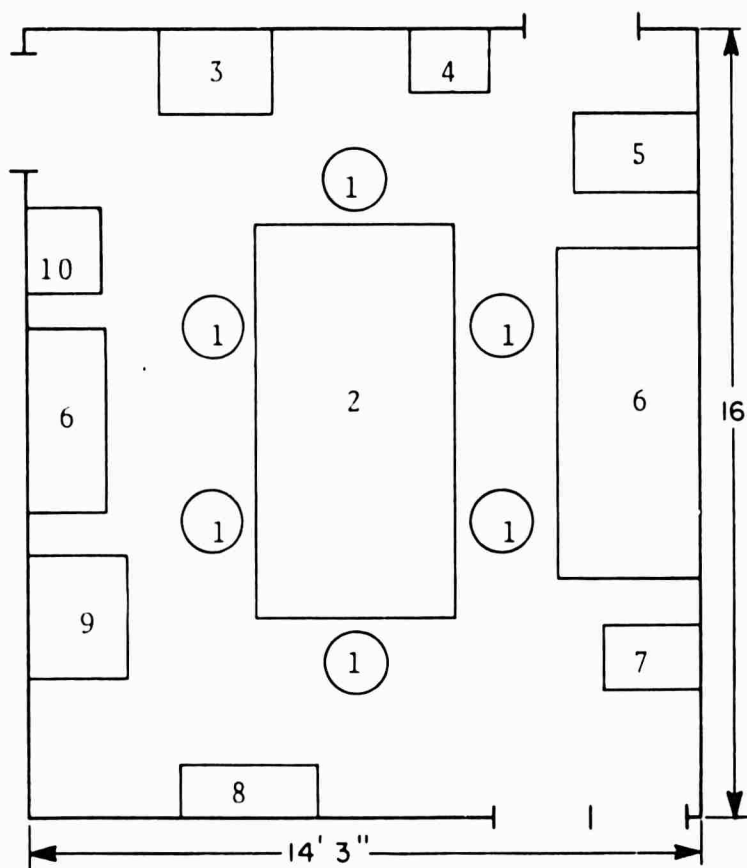
OPERATING ROOM (non-dedicated)

LOCATION: 01-115-2-1

NORMAL USE: Treatment Room

FLOOR PLAN: Not to scale

- EQUIPMENT:  
1-Castle light set  
2-OR table  
3-Vol. breathing equip.  
4-Poison locker  
5-File cabinet  
6-Storage cabinet  
7-Scales  
8-Sterilizer  
9-Sink  
10-Desk



MINOR SURGERY AREA

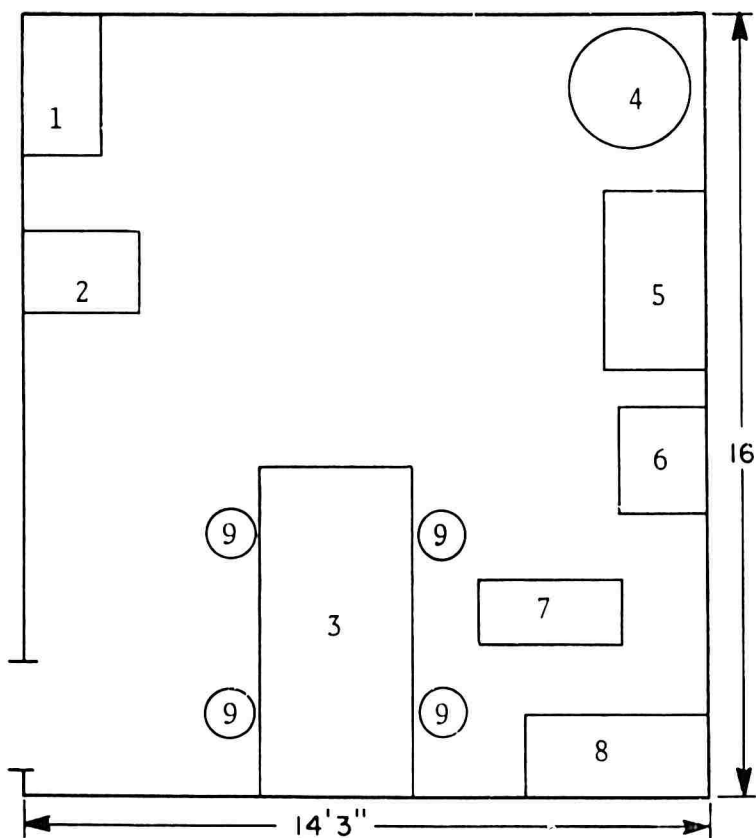
LOCATION: 01-123-2-L

NORMAL USE: Examining Room (Aviation)

FLOOR PLAN: Not to scale

EQUIPMENT:

- 1-Desk
- 2-File cabinet
- 3-Folding table
- 4-Water heater
- 5-Cabinet
- 6-Sink
- 7-Slit lamp
- 8-Sterilizer
- 9-Castle lights



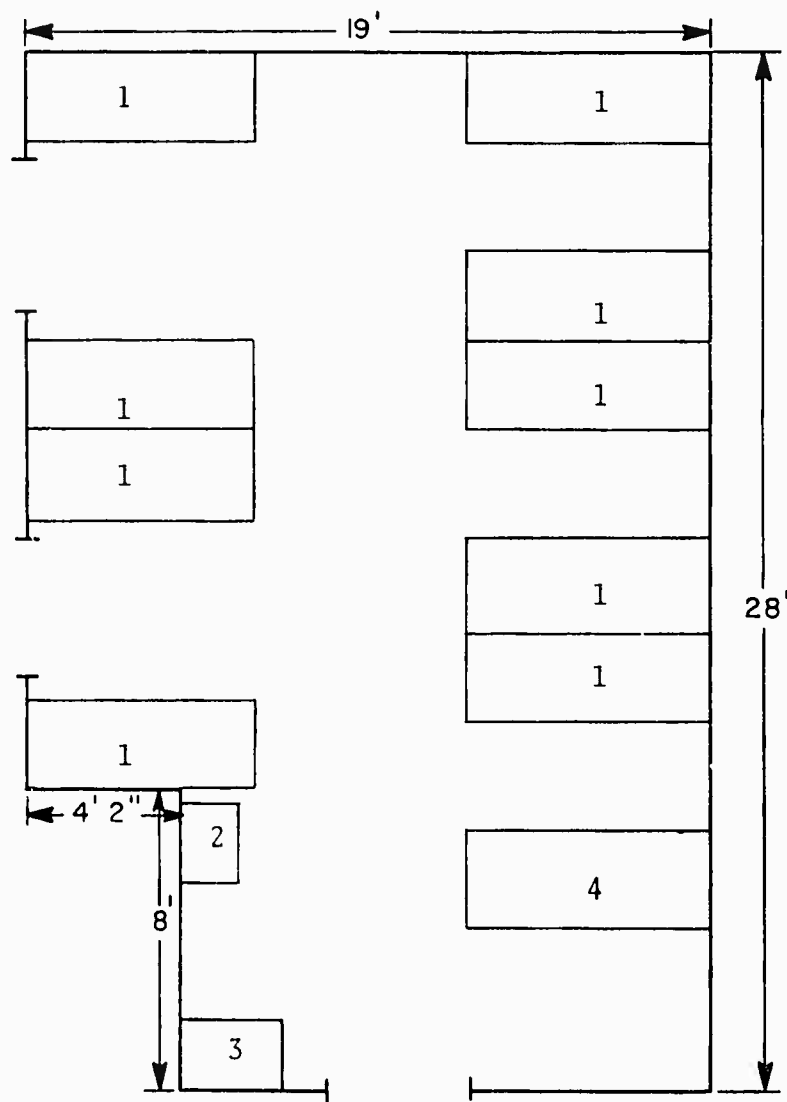
PRIMARY WARD

LOCATION: 01-126-0-1

NORMAL USE: Troop Ward

FLOOR PLAN: Not to scale

EQUIPMENT:  
1-Beds (total 19)  
2-Sterilizer  
3-Desk  
4-Orthopedic bed



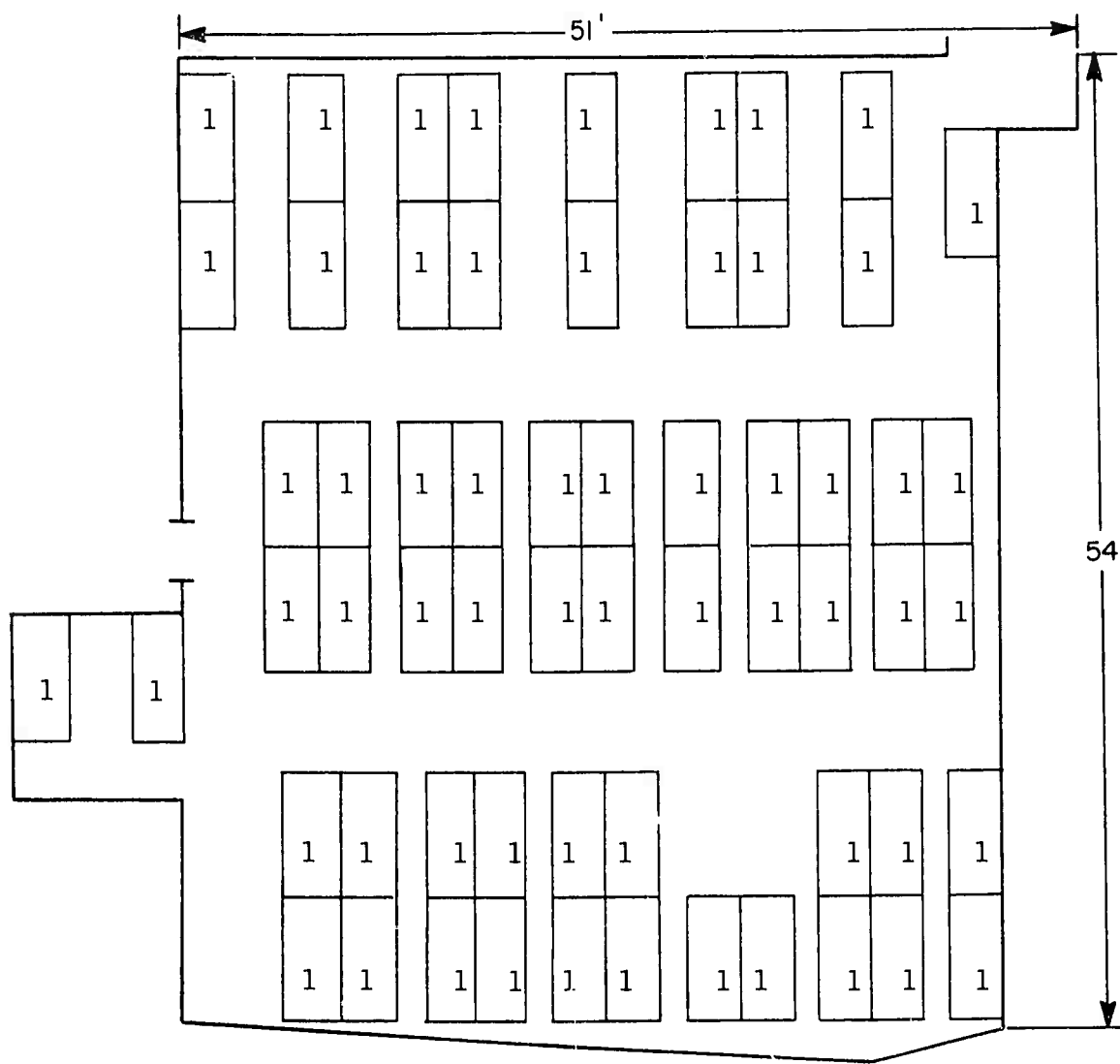
OVERFLOW WARD

LOCATION: 01-131-0-L

NORMAL USE: Troop Living Space

FLOOR PLAN: Not to scale

EQUIPMENT:  
1-Beds (total 120)





QUIET ROOM #1

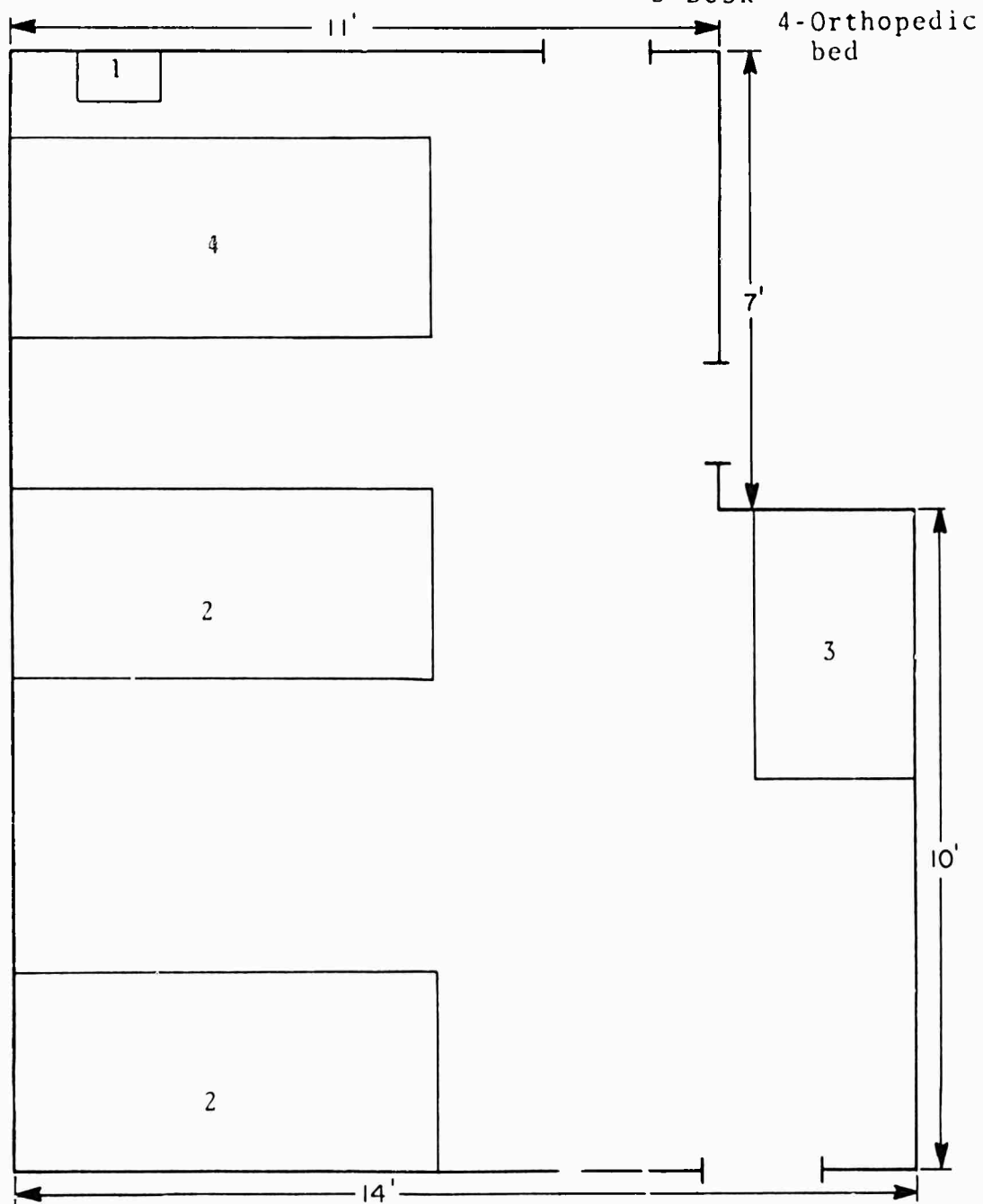
LOCATION: 01-121-2-1.

NORMAL USE: Ship Ward

FLOOR PLAN: Not to scale

EQUIPMENT:

- 1-Oxygen tent
- 2-Beds (total 5)
- 3-Desk



USS GUADALCANAL

LPH-7

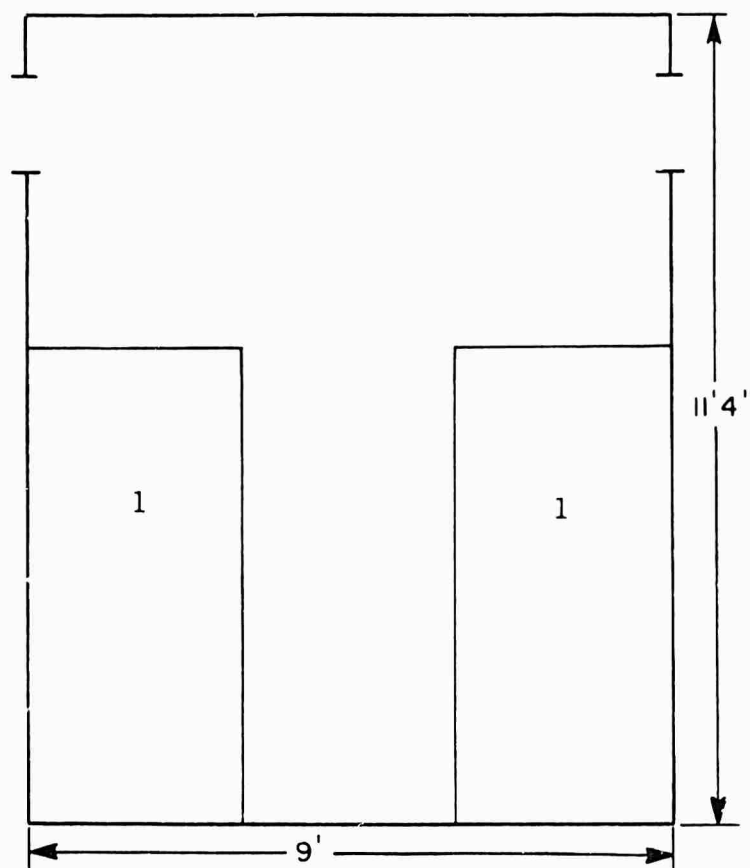
QUIET ROOM #2

LOCATION: 01-121-1-L

NORMAL USE: Isolation Ward

FLOOR PLAN: Not to scale

EQUIPMENT:  
1-Beds (total 4)



LABORATORY

LOCATION: 01-119-1-L

CAPABILITY: Routine laboratory procedures required for diagnostic studies. Whole blood storage capability of 200 pints.

MAJOR EQUIPMENT:

1-Microscope (Binocular)	6-Centrifuge, Model SBR
2-Spectronic 20	7-Flame photometer
3-Incubator	8-Refrigerator
4-Water bath	9-Variable speed rotator
5-Centrifuge, Model CL	

NOTE: A drying oven is scheduled to be installed during this yard period 6640-435-7320.

X-RAY (fixed)

LOCATION: 01-125-1-L

MAJOR EQUIPMENT:

1-X-Ray unit 300 ma with table, transformer, and fluoro unit.  
2-Tank, master  
3-X-Ray dryer  
4-X-Ray unit 30 ma portable

NOTE: X-ray film processor to be installed during this yard period.

DENTAL X-RAY

LOCATION: 01-117-3-L

MAJOR EQUIPMENT:

1-Ritter chair  
2-Weber X-Ray unit  
3-Morse X-Ray film tank  
4-X-Ray film dryer

PHYSIOTHERAPY

LOCATION: 01-129-2-L

MAJOR EQUIPMENT:

1-Leg whirlpool                      2-Arm whirlpool

PHARMACY

LOCATION: 01-115-3-L

CAPABILITY: Filling prescriptions of drugs carried in the Federal Stock Catalog. Compounding of solutions, powders, suppositories and capsules.

EQUIPMENT:

- 1-Knife edge balance
- 2-Still
- 3-Demineralizer

CENTRAL SUPPLY/STERILIZATION ROOM

LOCATION: 01-116-1-L

Autoclaves by type:

Steam sterilizer, Pressure 35 to 75 P.S.I. (6530-973-9716)

Electric sterilizer, Pressure 33 P.S.I.

Sterilizer, boiling

Other major equipment:

Portable Bovie unit

Note: Sterilizer, Pressure, High Speed - to be installed during this yard period, Model: R-2036.

MORGUE

LOCATION: No space specifically designated. Refrigerator(s) would be used as required.

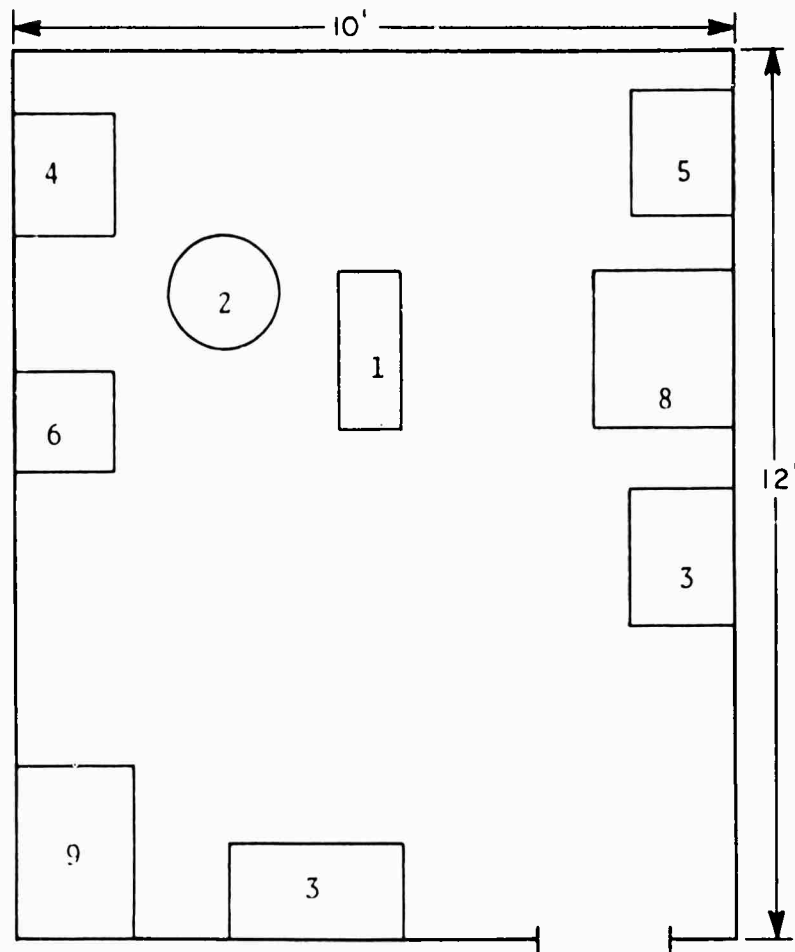
DENTAL OPERATING ROOM #1

LOCATION: 01-119-3-1

FLOOR PLAN: Not to scale

EQUIPMENT:

- 1-Ritter chair
- 2-Weber P-64 unit
- 3-Hamilton cabinets
- 4-Speed clave
- 5-Dri-clave
- 6-Surgical pump
- \*7-2 each Pedigo chairs
- 8-Sink
- 9-Desk



\*Not shown on drawing

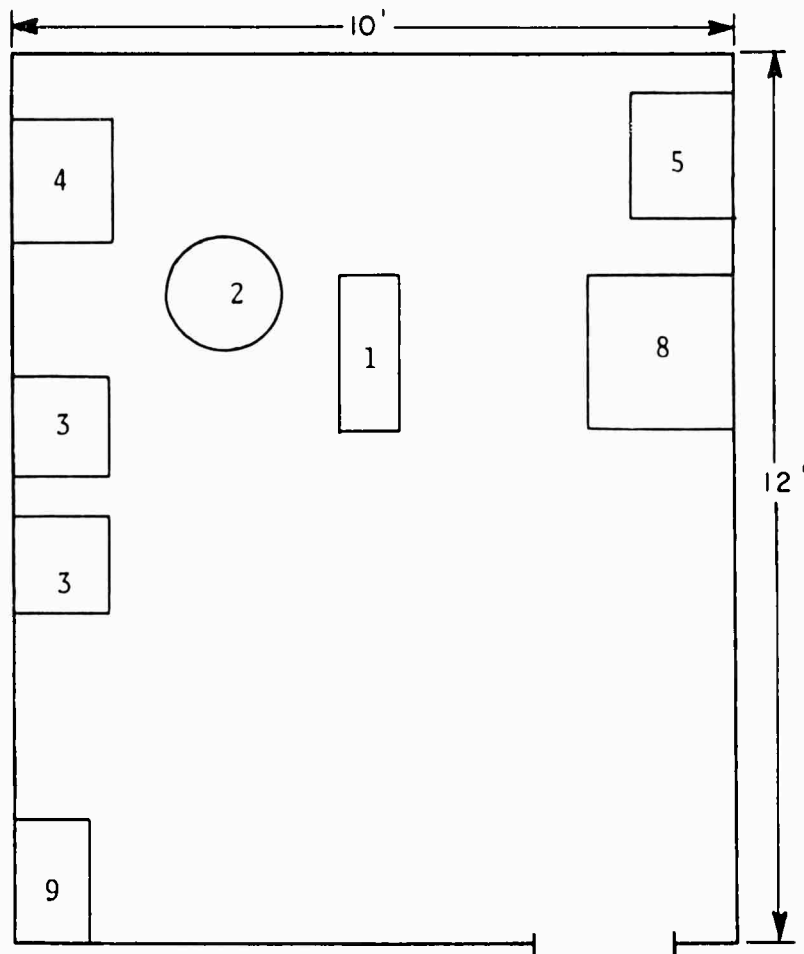
DENTAL OPERATING ROOM #2

LOCATION: 01-115-9-L

FLOOR PLAN: Not to scale

EQUIPMENT:

- 1-Ritter chair
- 2-Weber P-64 unit
- 3-Hamilton cabinets
- 4-Speed clave
- 5-Dri-clave
- \*6-Surgical pump
- \*7-2 each Pedigo chairs
- 8-Sink
- 9-Desk



\* Not shown on drawing

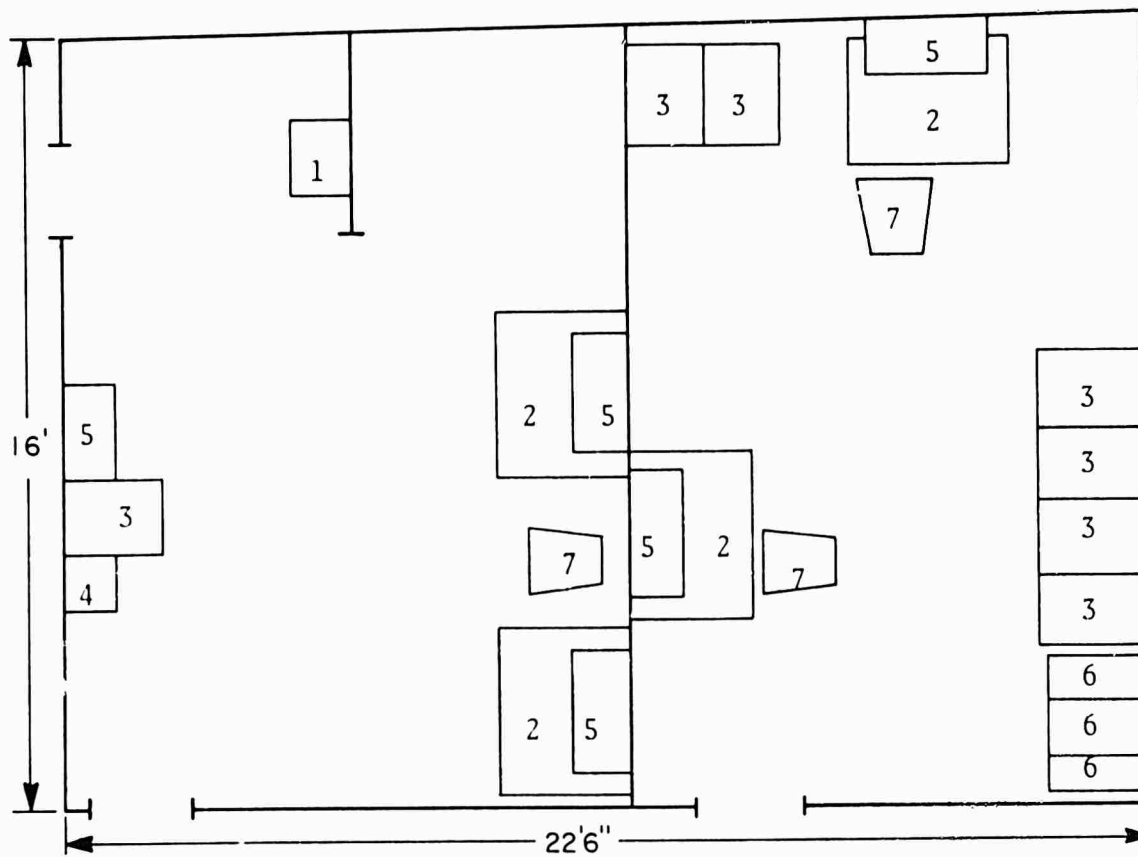
MEDICAL ADMINISTRATION

LOCATION: 01-117-2-Q and 01-115-6-Q

FLOOR PLAN: Not to scale

EQUIPMENT:

- 1-Sink
- 2-Desk
- 3-File
- 4-Safe
- 5-Book rack
- 6-Visible index cabinet (over)
- 7-Chair





MEDICAL SUPPLY

LOCATION: 4-53-1-A, 4-53-2-A

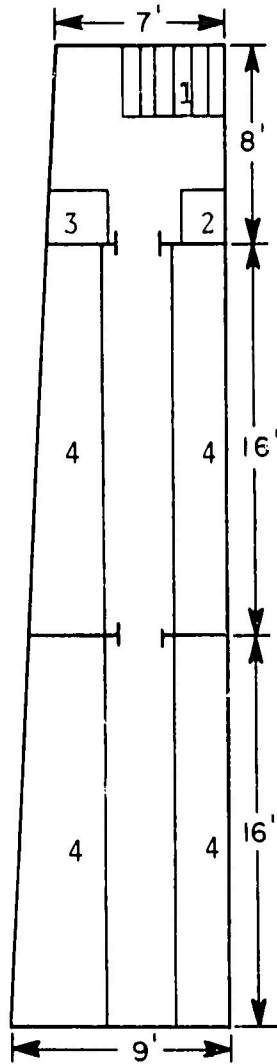
FLOOR PLAN: Not to scale

EQUIPMENT:

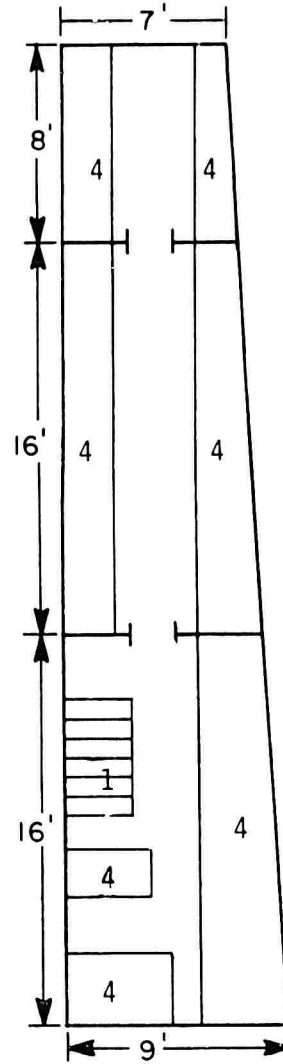
- 1-Ladder
- 2-Locker
- 3-Safe
- 4-Shelves

BOW

PORT  
4-53-2-A



STARBOARD  
4-53-1-A



USS GUADALCANAL

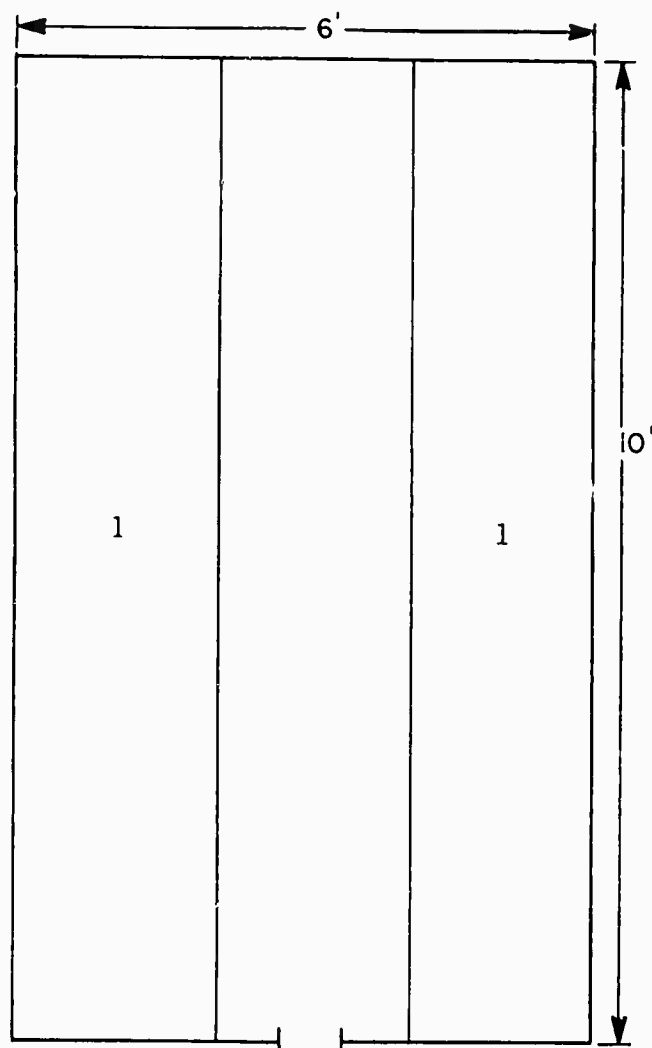
LPH-7

DENTAL SUPPLY

LOCATION: 01-115-7-A

FLOOR PLAN: Not to scale

EQUIPMENT:  
1-Shelves



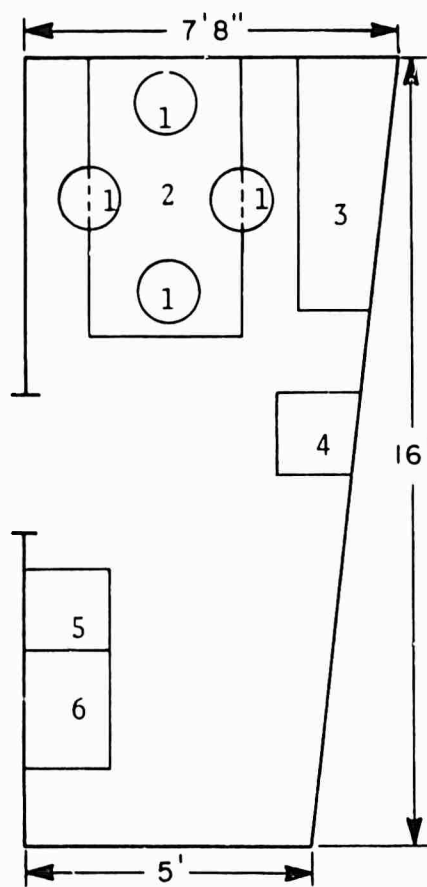
BATTLE DRESSING STATION #1

LOCATION: 2-27-2-L

FLOOR PLAN: Not to scale

EQUIPMENT:

- 1-Castle lights
- 2-Folding table
- 3-Shelf
- 4-Sink
- 5-Sterilizer
- 6-Cabinet



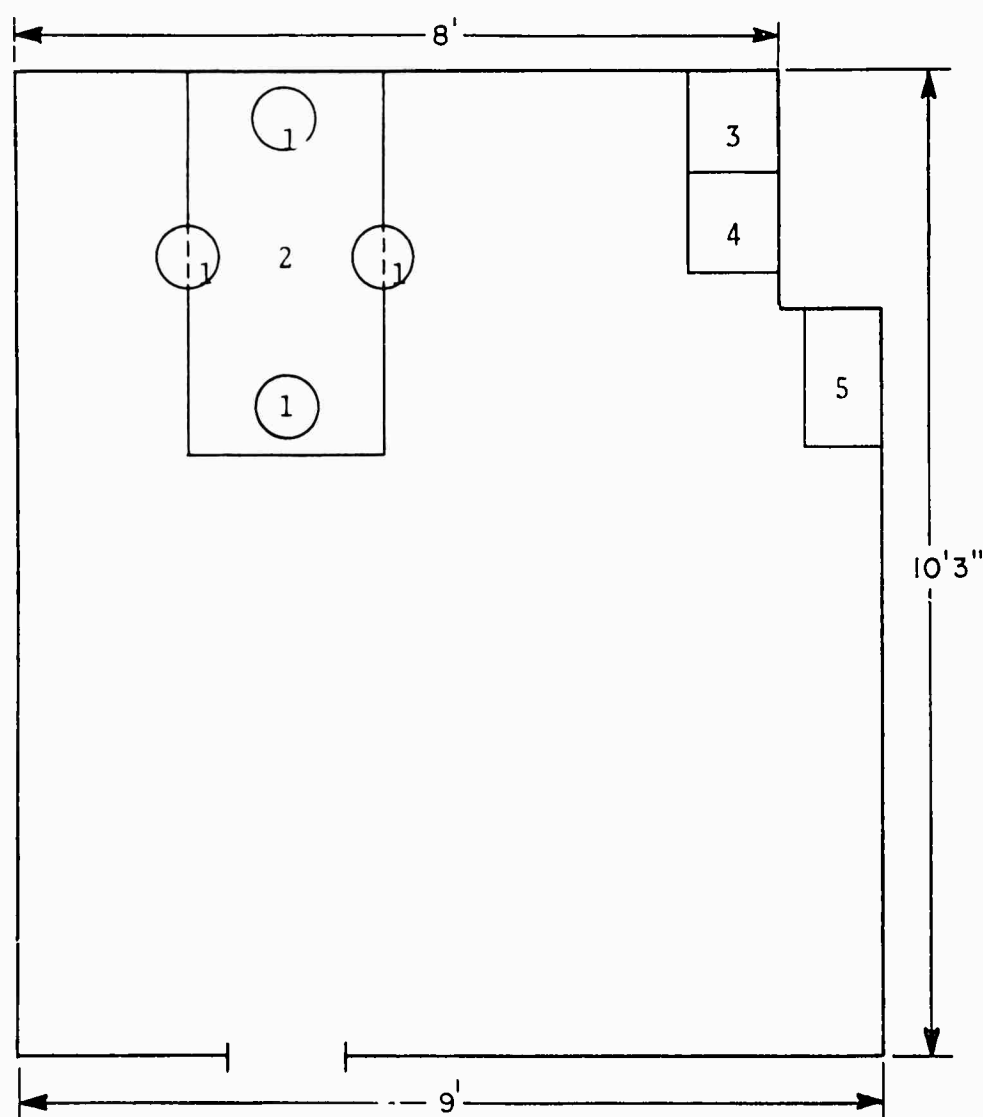
BATTLE DRESSING STATION #2

LOCATION: 2-90-2-1.

FLOOR PLAN: Not to scale

EQUIPMENT:

- 1-Castle lights
- 2-Folding table
- 3-Cabinet
- 4-Sterilizer
- 5-Sink



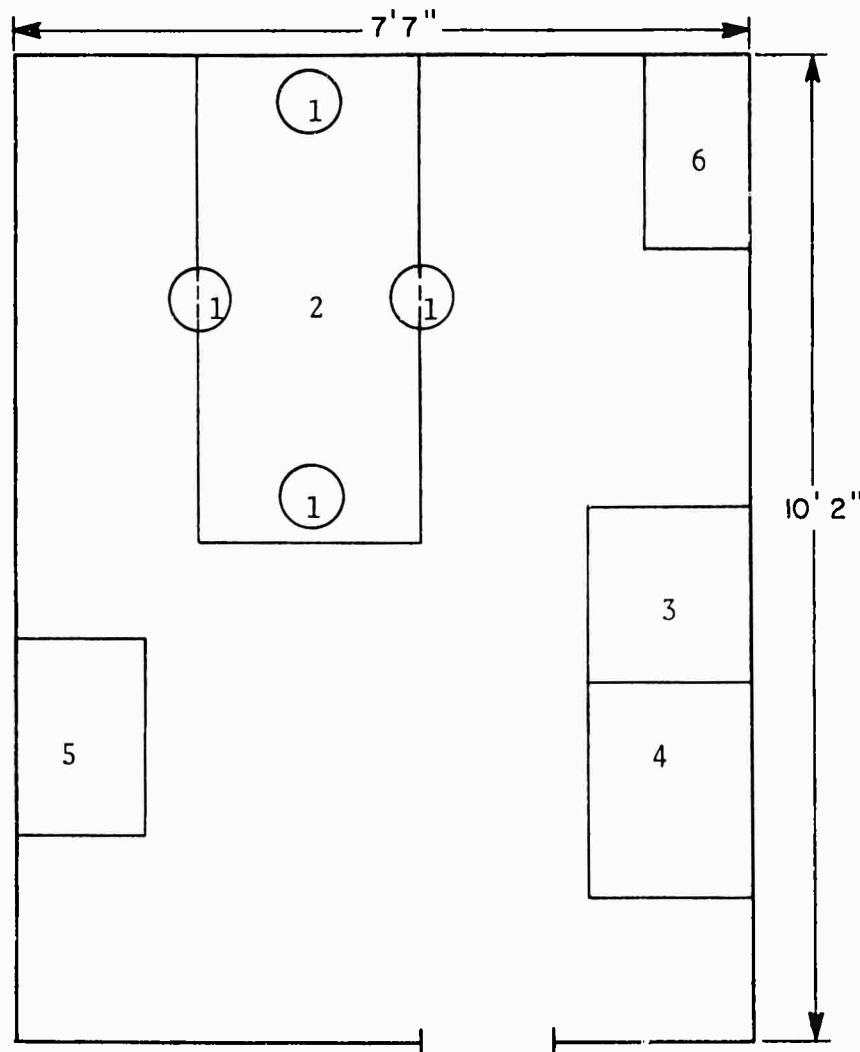
BATTLE DRESSING STATION #3

LOCATION: 2-107-5-L

FLOOR PLAN: Not to scale

EQUIPMENT:

- 1-Castle lights
- 2-Folding table
- 3-Cabinet
- 4-Sterilizer
- 5-Sink
- 6-Shelf

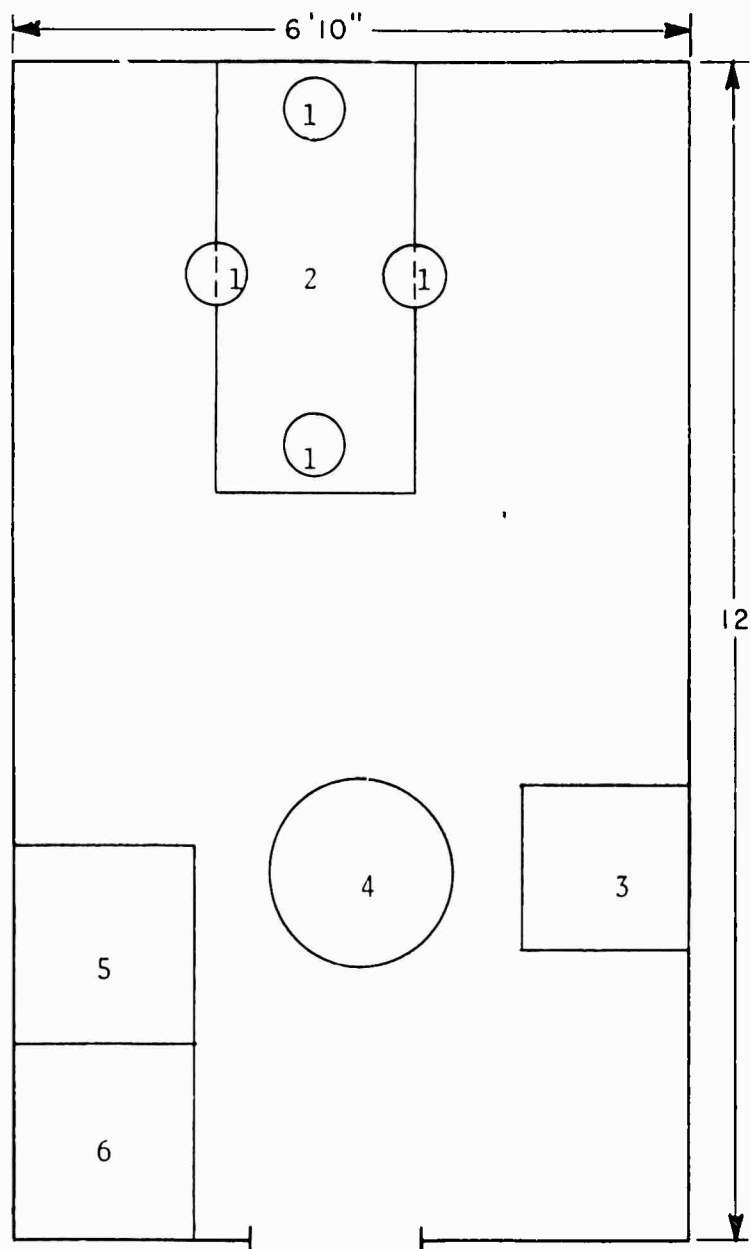


BATTLE DRESSING STATION #4

LOCATION: 03-81-1-L

FLOOR PLAN: Not to scale

- EQUIPMENT:  
1-Castle lights  
2-Folding table  
3-Sink  
4-Escape hatch  
5-Sterilizer  
6-Cabinets



COMPLEMENT:

<u>SPECIALTY</u>	<u>RANK OR RATE</u>
2100 Med Officer	LT
8405	HMCS
0000	HM1
8417 (Lab)	HM2
8482 (Pharmacy)	HM2
8452 (X-Ray)	HM3
8483 (OR)	HM3
0000	HN
0000	HN
2200 Dental Officer	LT
0000	DT1
0000	DT2

STATUS OF OUTSTANDING SHIPALTS:

LPH 224 (Casualty Elevator) - deferred  
LPH 262 (Convert Surgical Dr. Rm. 01-115-2-L into O.R. #2, rearrange Sterilizer Rm., convert 01-131-0-L into comb. troop living space and medical overflow ward, etc.) - deferred

SIZE AND LOCATION OF AREA FOR BREAKOUT OF SURGICAL BLOCK:

Store and breakout in Vehicle Storage, 1-111-0-AA, directly under Sick Bay.

STOWAGE NEAR HELO PAD FOR REPLACEMENT LITTERS AND BLANKETS:

None. Procedure is to provide from Sick Bay as needed.



**UNCLASSIFIED**

**INVENTORY OF  
THE MEDICAL CAPABILITY  
OF THE  
USS GUAM  
LPH-9**

**UNCLASSIFIED**

TABLE OF CONTENTS

<u>Item</u>	<u>Page No.</u>
Tactical Mission	1
Medical Mission	1
Medical Assets	1
Casualty Flow	1
Significant Deficiencies	1
Major Medical Space Overview	2
Triage Area	4
Operating Room	5
Operating Room (non-dedicated)	6
Minor Surgery Area	7
Primary Ward	8
Overflow Ward #1	9
Overflow Ward #2	10
Quiet Room	11
Laboratory	12
X-Ray	12
Dental X-Ray	12
Cast Room	13
Physiotherapy	13
Pharmacy	13
Central Supply/Sterilization Room	13
Dental Operating Room #1	14
Dental Operating Room #2	15
Medical Administration	16
Medical Supply	17
Dental Supply	18
Battle Dressing Station #1	19
Battle Dressing Station #2	20
Battle Dressing Station #3	21
Battle Dressing Station #4	22
Complement	23
Status of Outstanding Shipalts	23
Size and Location of Area for Breakout of Surgical Block	23
Stowage Near Helo Pad for Replacement Litters and Blankets	23

TACTICAL MISSION:

See NWIP 11

MEDICAL MISSION:

- (1) Medical care for ship's crew
- (2) Medical support to other ships
- (3) Medical support for embarked non-crew personnel
- (4) Casualty receiving/evacuation

MEDICAL ASSETS:

Asset	Normal Use/Type	Remarks
Triage Area	Hangar Deck	No desig. Triage
Operating Room(s)	Main Operating Room	
Non-Ded OR(s)	Surgical Dressing Room	Main BDS
Minor Surgery Room	Aviation Exam. Room	
Primary Ward	Ships Ward	
Overflow Ward(s)	Troop Ward, Troop Berth	
Quiet Room(s)	Isolation Ward/Quiet Rm	
Intensive Care Unit		None
X-Ray	Fixed Unit 100 ma	Portable Unit 15 ma
Physiotherapy	Whirlpool Arm, Leg, Sitz	
Pharmacy	Compound/Dispense Drugs	
Blood Storage		200 Bag, 60 Bottle
Morgue	Food Storage Refrig.	None designated
Dental OR	Dental Surgery	Two ORs
Dental X-Ray	Fixed Unit	
Laboratory	Clinical Laboratory	Diagnostic Tests
Admin. Office	Administration	8 Files, 2 Desks
Supply Room	Medical Supply	Four Storerooms
Battle Dressing Stations	Standard	Three designated BDS + Main BDS

CASUALTY FLOW:

- (1) Helicopter to Flight Deck to #1 aircraft elevator to Hangar Deck to electric or air hoist to triage area adjacent to Sick Bay.
- (2) From boat, hoist by aviation crane to #1 aircraft elevator, then same as by helicopter.

SIGNIFICANT DEFICIENCIES:

Not determined

MAJOR MEDICAL SPACE OVERVIEW

<u>REFERENCE:</u>	<u>LOCATION:</u>	<u>FACILITY:</u>
1	01-129-2-A	Medical Storeroom
2	01-130-2-L	Physiotherapy Room
3	01-127-2-Q	Fan Room
4	01-123-2-L	Aviation Examining Room
5	--	Consultation Room
6	--	Cleaning Gear Locker
7	--	Linen Locker
8	01-117-2-Q	Medical Dept. Office
9	01-115-6-Q	Medical Dept. Records Office
10	--	Fan Room
11	--	Casualty Collecting Station & Sick Bay Lobby
12	--	Passage
13	01-115-2-L	Surgical Dressing Room & Battle Dressing Station
14	01-119-0-L	Operating Room
15	01-122-2-L	Ship Ward
16	--	Diet Pantry
17	01-127-0-L	Troop Ward
18	--	Utility Room
19	--	Troop Ward Bath
20	--	Ship Ward Bath
21	--	Isolation Ward or Quiet Room Bath
22	01-117-1-L	Sterilizing Room
23	--	Apparatus Room
24	01-115-3-L	Pharmacy
25	01-118-1-A	Medical Storeroom
26	01-120-1-L	Laboratory
27	01-122-1-L	Isolation Ward or Quiet Room
28	01-126-1-L	Medical X-Ray Room
29	--	X-Ray Dark Room
30	--	Dental Department Office
31	01-119-1-L	#2 Dental Operating Room
32	01-118-1-L	Dental X-Ray Room
33	--	X-Ray Dark Room
34	01-115-9-L	#1 Dental Operating Room
35	01-115-7-A	Dental Storeroom
36	--	Anteroom
37	--	Passage

Compartment numbers are not shown in some cases because they do not appear on the available plan.

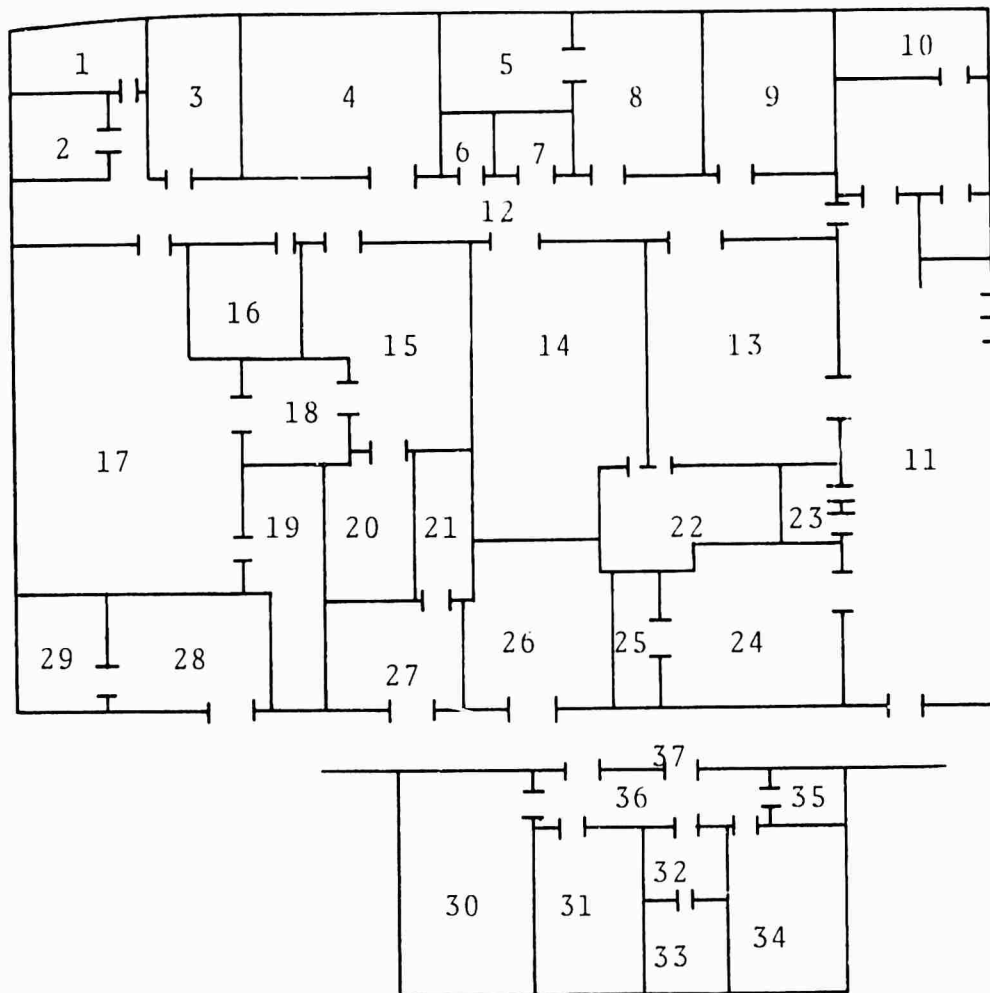
(See Floor Plan, Page 3)



MAJOR MEDICAL SPACE OVERVIEW

FLOOR PLAN: Not to scale

(See Reference, Page 2)



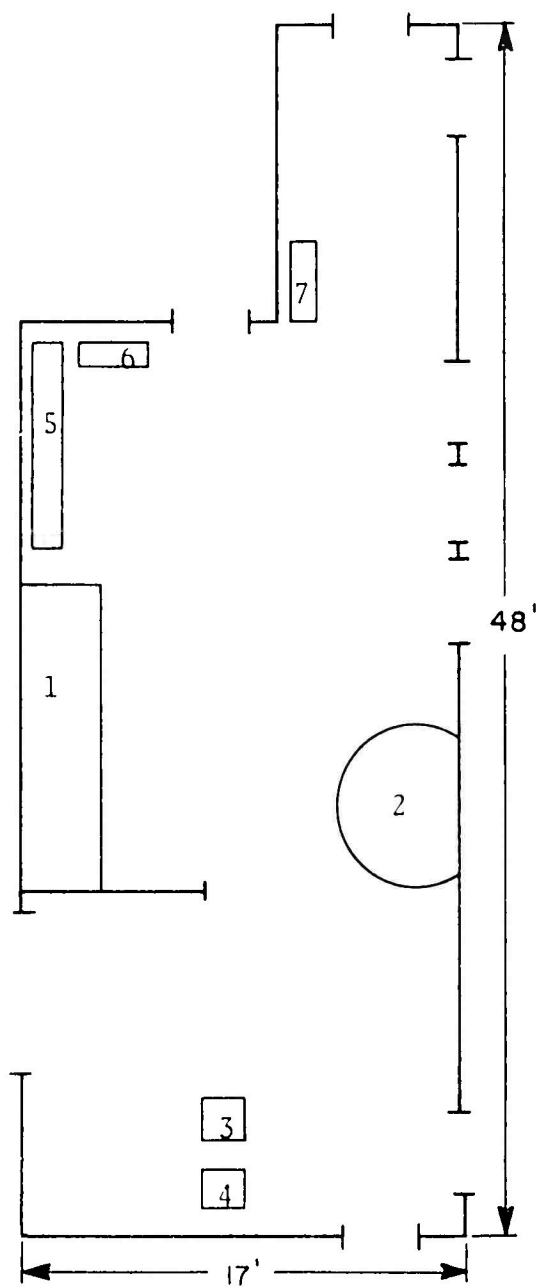
TRIAGE AREA

LOCATION: 01-111-0-L (Lobby), augmented by Hangar Deck, if needed.

FLOOR PLAN: Not to scale

EQUIPMENT:

- 1-Storage locker
- 2-Blood bank
- 3-Air hoist 1/2 ton
- 4-Electric hoist 1/4 ton
- 5-Large oxygen bottles
- 6-Small oxygen and nitrous oxide bottles
- 7-Small oxygen bottles



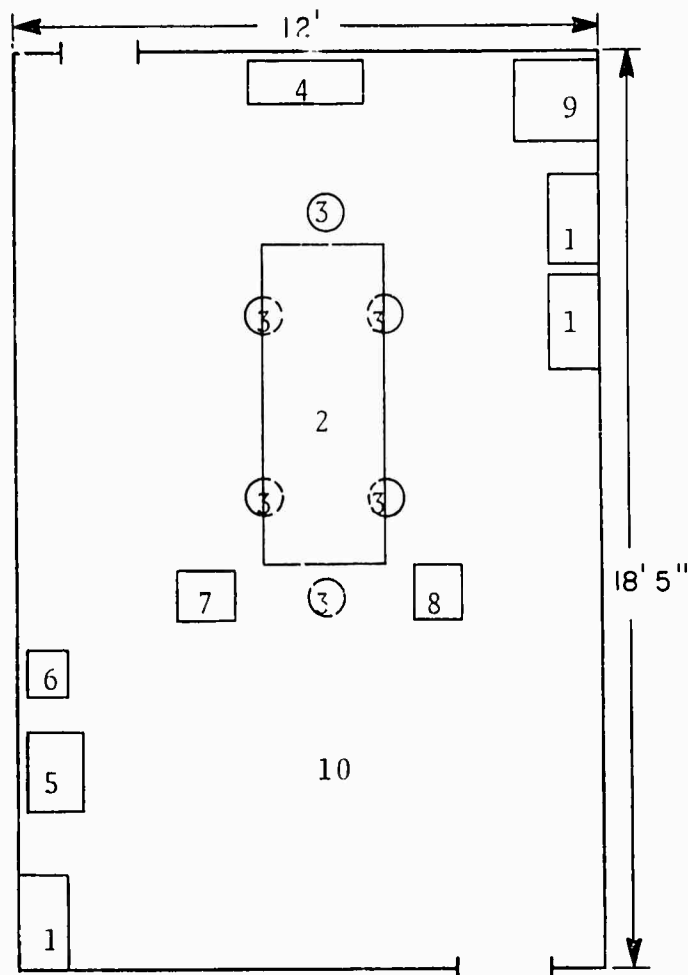
OPERATING ROOM

LOCATION: 01-119-0-L

FLOOR PLAN:

EQUIPMENT:

- 1-Instrument and dressing stand
- 2-Operating table, pedestal
- 3-Castle lights
- 4-X-Ray film viewer
- 5-Emerson ventilator-respirator
- 6-Hyfreator
- 7-Anesthesia machine
- 8-Suction and pressure apparatus
- 9-Portable X-Ray 15ma
- 10-Static conductive linoleum





OPERATING ROOM (non-dedicated)

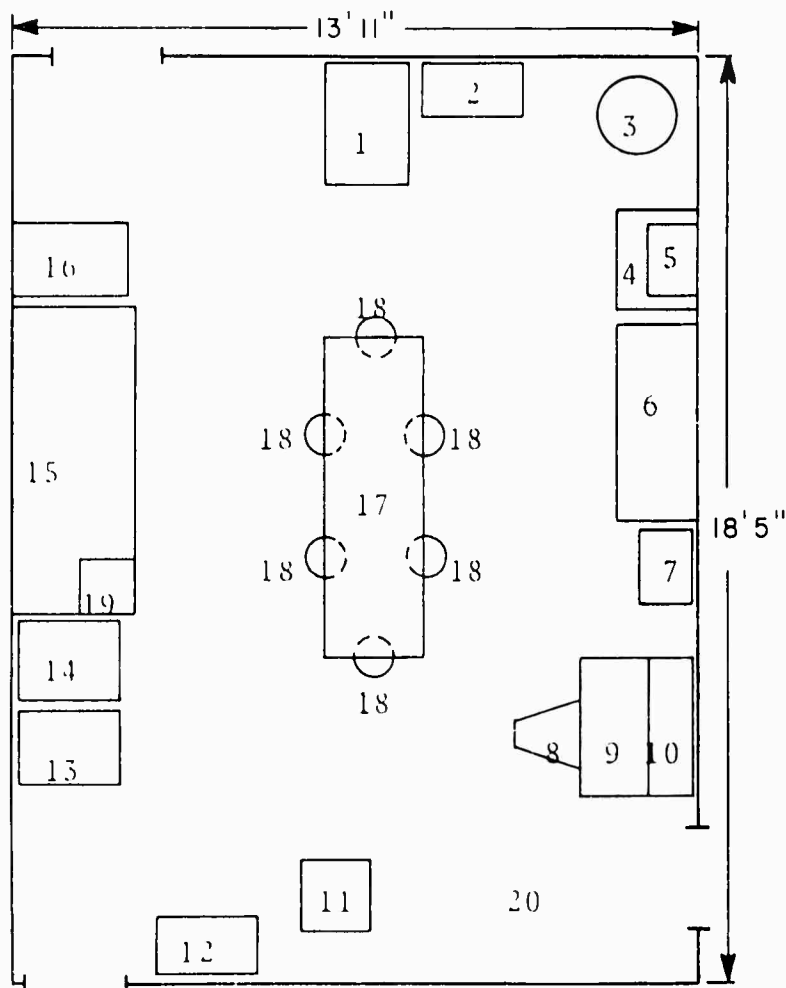
LOCATION: 01-115-2-1

NORMAL USE: Surgical Dressing Room

FLOOR PLAN:

EQUIPMENT:

- 1-Electric baker
- 2-Sterilizer & shelf
- 3-Water heater
- 4-Scrub sink
- 5-X-Ray view box
- 6-Medical locker
- 7-Instrument and dressing stand
- 8-Chair
- 9-Log desk
- 10-book rack
- 11-Examining and treatment chair
- 12-Antidote locker
- 13-File cabinet
- 14-Infra-red lamp
- 15-Cabinet and locker type "A"
- 16-Scale
- 17-Operating table
- 18-Castle lights
- 19-Defibrillator
- 20-Static conductive floor



MINOR SURGERY AREA

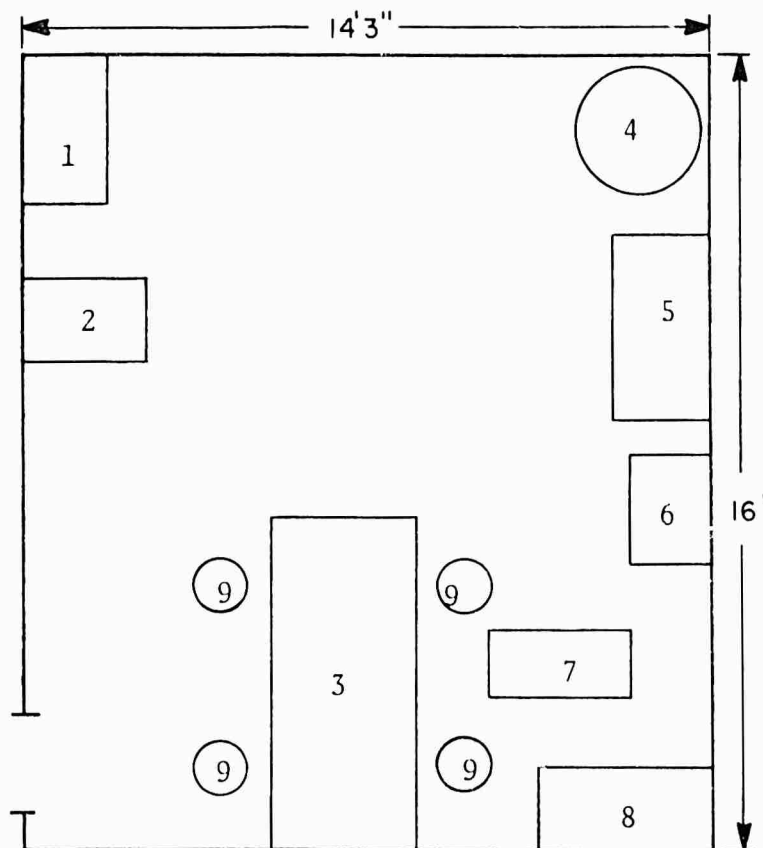
LOCATION: 01-123-2-L

NORMAL USE: Examining Room (Aviation)

FLOOR PLAN: Not to scale

EQUIPMENT:

- 1-Desk
- 2-File cabinet
- 3-Folding table
- 4-Water heater
- 5-Cabinet
- 6-Sink
- 7-Slit lamp
- 8-Sterilizer
- 9-Castle lights



PRIMARY WARD

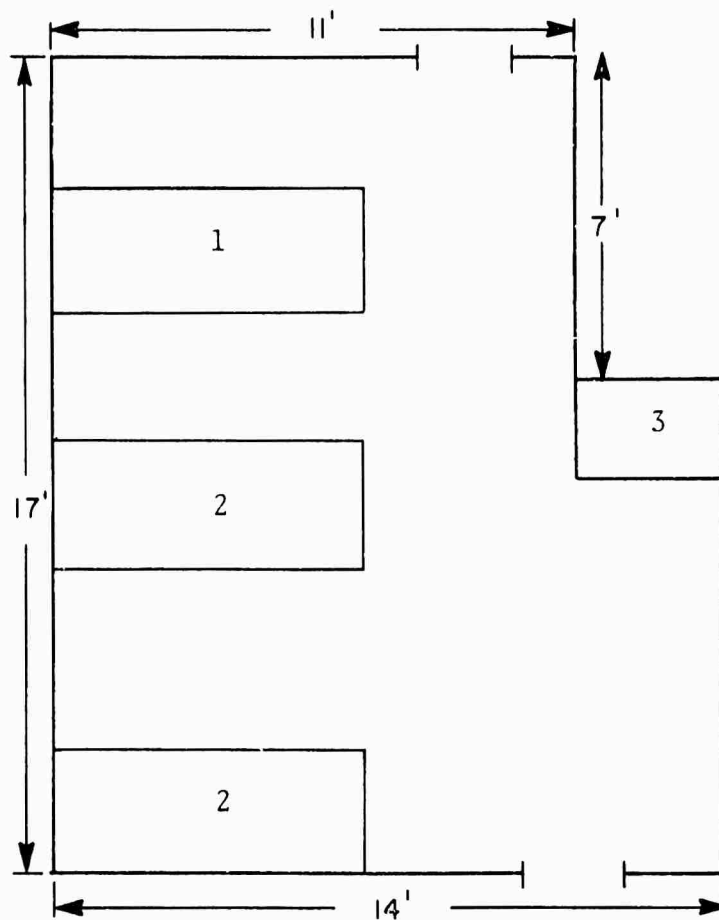
LOCATION: 01-122-2-1.

NORMAL USE: Ship's ward

FLOOR PLAN:

EQUIPMENT:

- 1-Orthopedic bed
- 2-Bunks (2 high)
- 3-Desk



OVERFLOW WARD #1

LOCATION: 01-127-0-L

NORMAL USE: Troop Ward

FLOOR PLAN: Not to scale

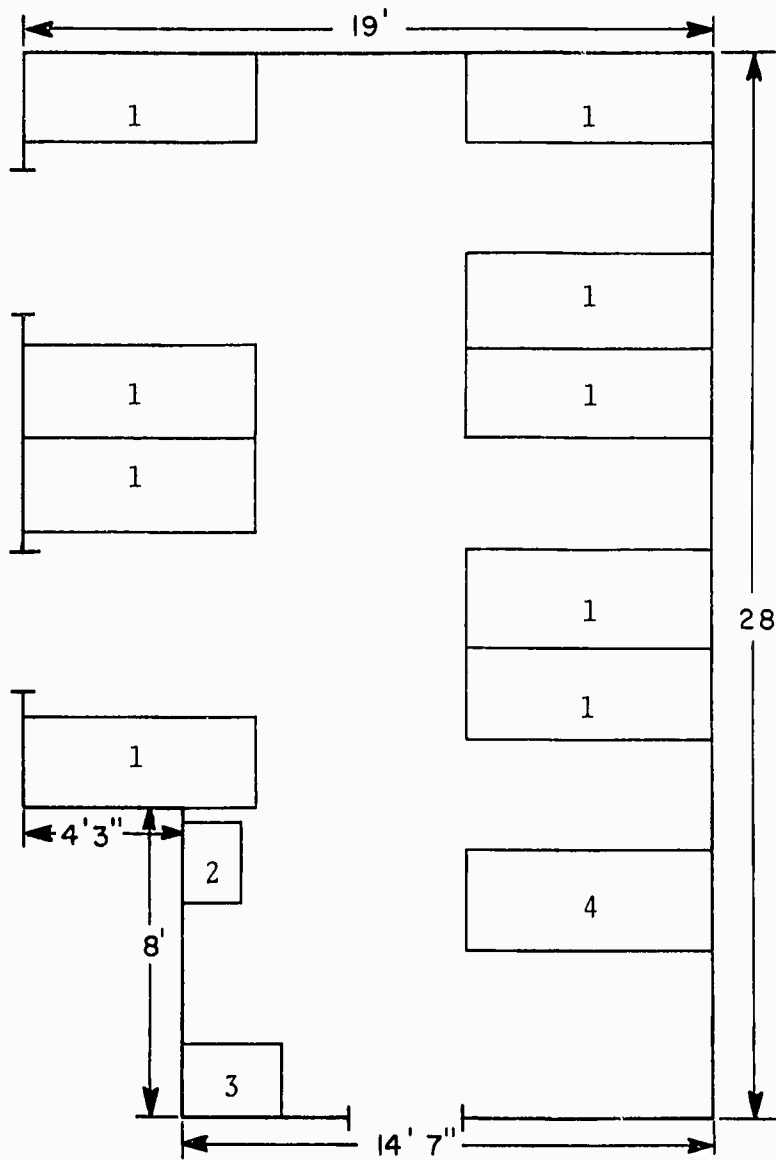
EQUIPMENT:

1-Beds (total 19)

2-Sterilizer

3-Desk

4-Orthopedic Bed



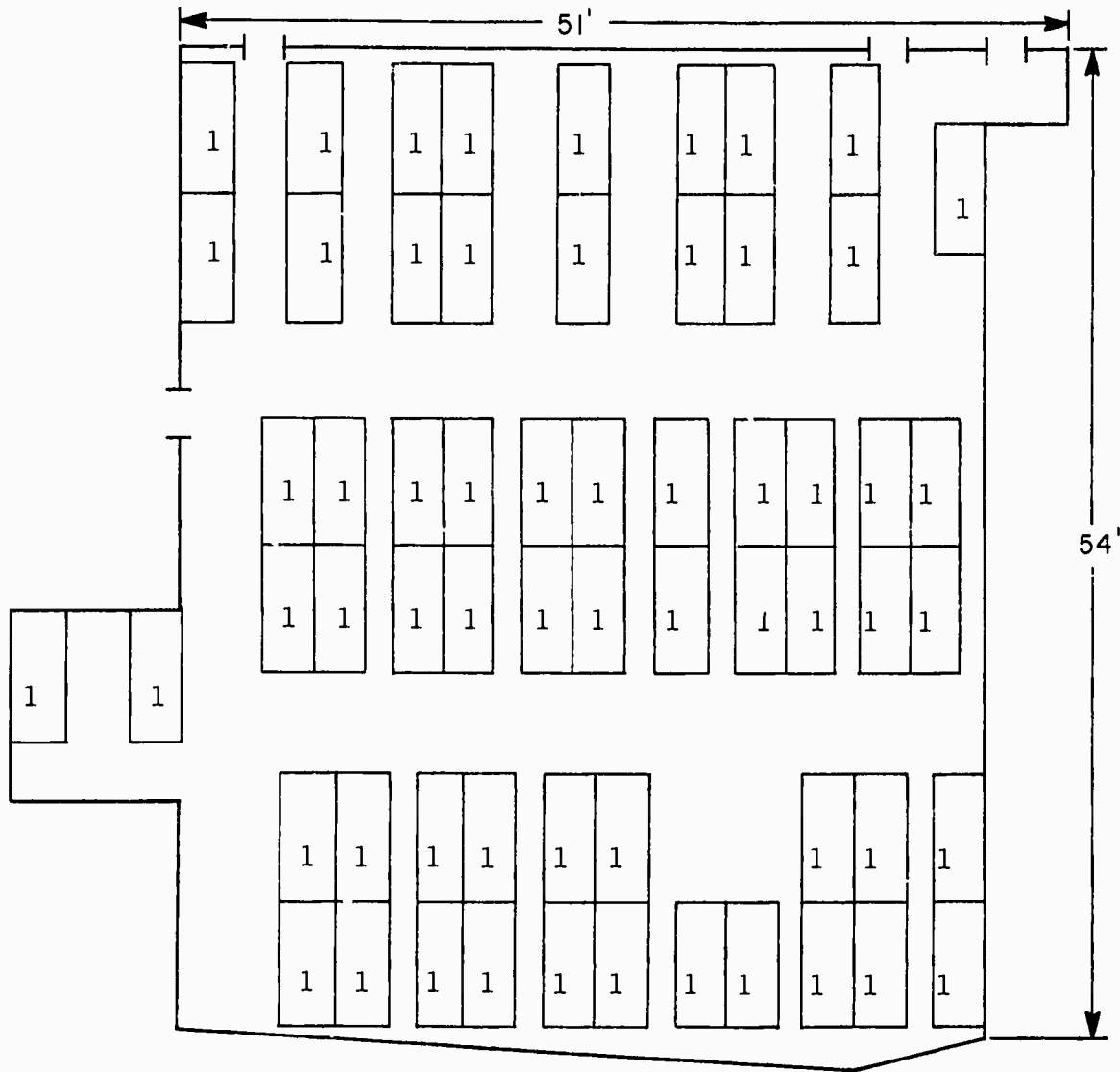
OVERFLOW WARD #2

LOCATION: 01-131-0-L

NORMAL USE: Troop Living Space

FLOOR PLAN: Not to scale

EQUIPMENT:  
I-Beds (total 108)



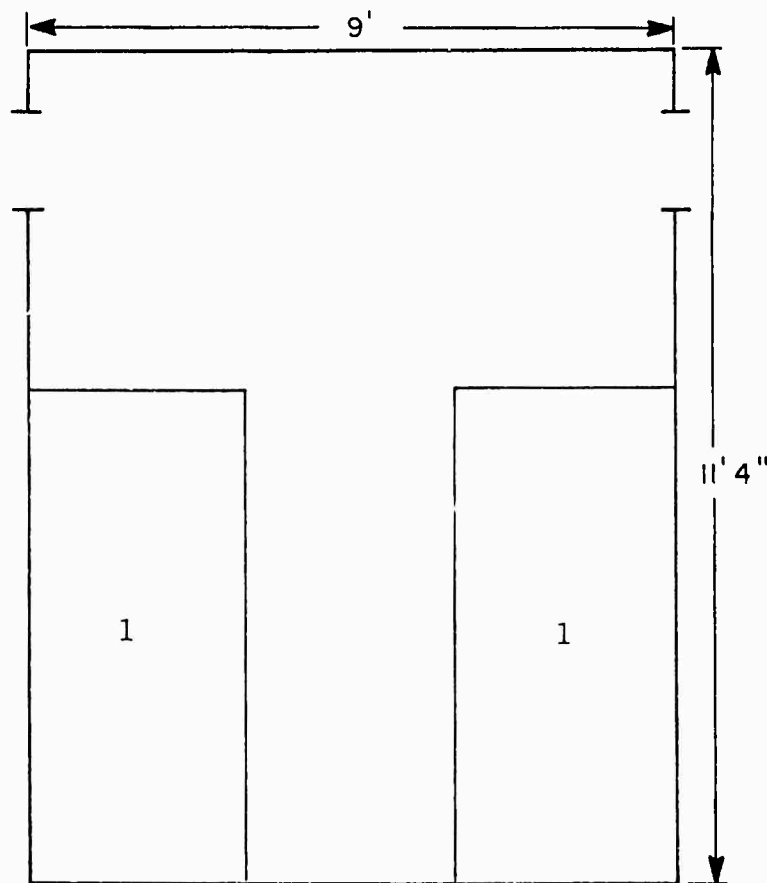
QUIET ROOM

LOCATION: 01-122-1-L

NORMAL USE: Isolation Ward

FLOOR PLAN: Not to scale

EQUIPMENT:  
I-Beds (total 4)



LABORATORY

LOCATION: 01-120-1-L

CAPABILITY: All routine clinical, biochemical, hematological, and bacteriological determinations. Regular cross-matching and blood donor procedures.

Blood Storage Capability: 200 bags; 60 bottles

MAJOR EQUIPMENT:

- |                              |                             |
|------------------------------|-----------------------------|
| 1. Microhematocrit reader    | 8. Rotator, VDRL            |
| 2. Small centrifuge          | 9. Pipette shaker           |
| 3. Water bath                | 10. Flame photometer        |
| 4. Microcapillary centrifuge | 11. Spectro photometer      |
| 5. Bacteriological incubator | 12. Blood bank refrigerator |
| 6. Drying oven               | 13. Binocular microscope    |
| 7. Shaking machine           | 14. Colorimeter             |

X-RAY

LOCATION: 01-126-1-L

MAJOR EQUIPMENT:

1. Fixed X-Ray table with Buckey 100ma/100kv unit
2. X-Ray dryer
3. Field type processing tanks
4. Automatic film processor to be installed

DENTAL X-RAY

LOCATION: 01-118-1-L

MAJOR EQUIPMENT:

- |                   |                |
|-------------------|----------------|
| 1. Dental chair   | 5. Dryer       |
| 2. X-Ray unit     | 6. Safe light  |
| 3. Tank-developer | 7. X-Ray light |
| 4. Water fixer    |                |

CAST ROOM

LOCATION: 01-123-2-L

CAPABILITY: Routine extremity casting with limited body application. This area normally used as Aviation Examining Room.

PHYSIOTHERAPY

LOCATION: 01-130-2-L

CAPABILITY: Physiotherapy for extremities

MAJOR EQUIPMENT:

1. Arm whirlpool bath
2. Leg whirlpool bath
3. Sitz bath

PHARMACY

LOCATION: 01-115-3-L

CAPABILITY: Compounding and dispensing drugs

MAJOR EQUIPMENT:

1. Scales and balance

CENTRAL SUPPLY/STERILIZATION ROOM

LOCATION: 01-117-1-L

Autoclaves by type:  
AMSCO Auto  
American-steam heat  
Portable pressure sterilizer

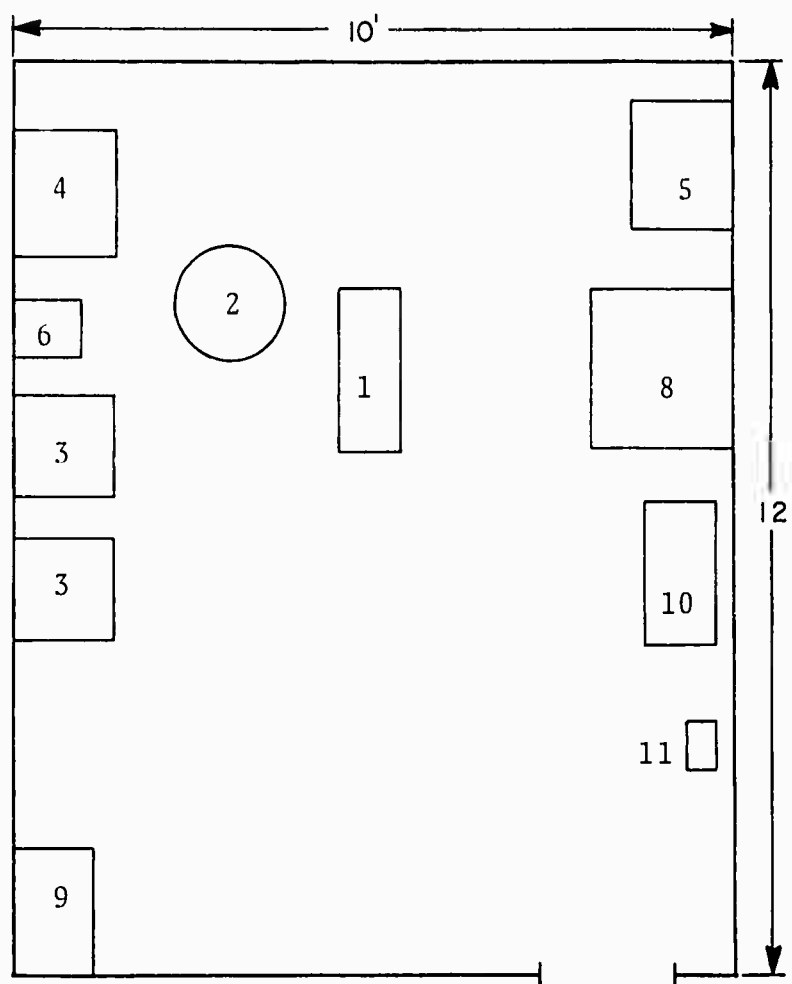


DENTAL OPERATING ROOM #1

LOCATION: 01-115-9-L

FLOOR PLAN: Not to scale

- EQUIPMENT:  
1-Ritter chair  
2-Weber P-64 unit  
3-Hamilton cabinets  
4-Speed clave  
5-Dri-clave  
6-Surgical pump  
\*7-2 each Pedigo chairs  
8-Sink  
9-Desk  
10-Instrument cabinet  
11-Amalgamator



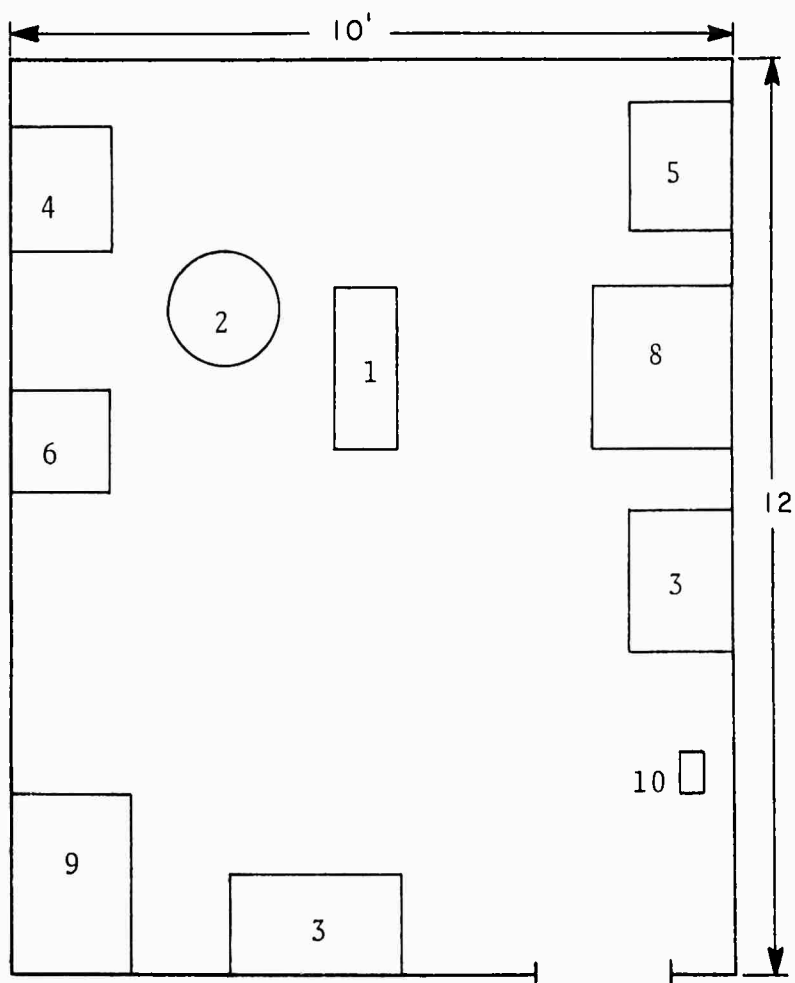
\*Not shown on drawing

DENTAL OPERATING ROOM #2

LOCATION: 01-119-1-L

FLOOR PLAN: Not to scale

- EQUIPMENT:  
1-Ritter chair  
2-Weber P-64 unit  
3-Hamilton cabinets  
4-Speed clave  
5-Dri-clave  
6-Surgical pump  
\*7-2 each Pedigo chairs  
8-Sink  
9-Desk  
10-Amalgamator



\*Not shown on drawing

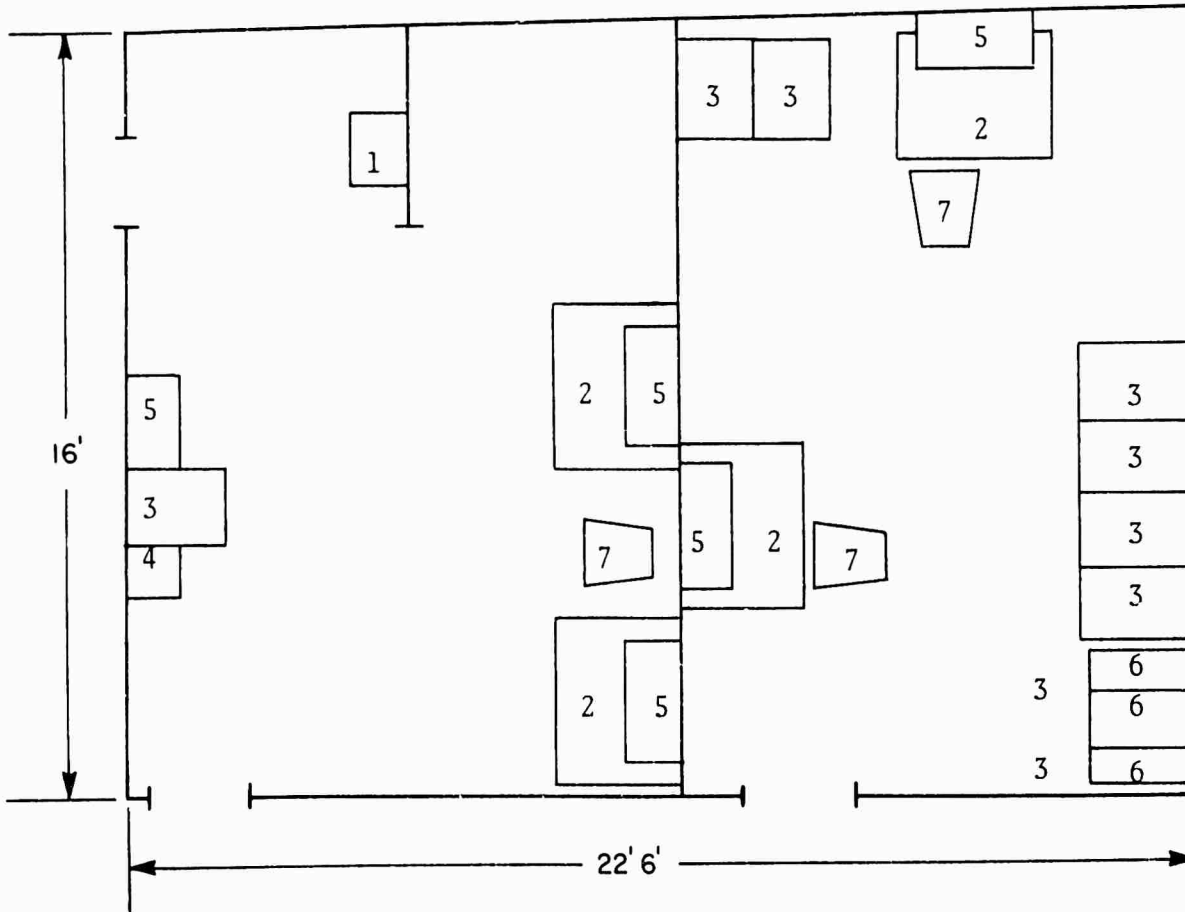
MEDICAL ADMINISTRATION

LOCATION: 01-117-2-Q and 01-115-6-Q

FLOOR PLAN: Not to scale

EQUIPMENT:

- 1-Sink
- 2-Desk
- 3-File
- 4-Safe
- 5-Book rack
- 6-Visible index cabinet (over)
- 7-Chair



MEDICAL SUPPLY

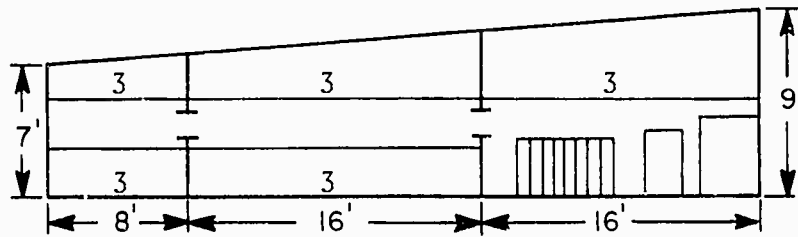
LOCATION: 4-53-2-A, 01-129-2-A, 01-118-1-A, 2-107-5-L

FLOOR PLAN:

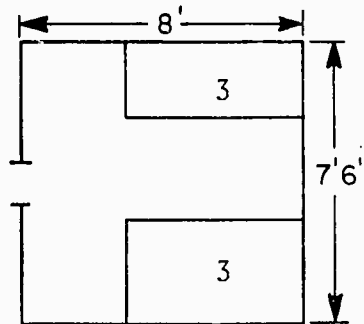
EQUIPMENT:

- 1-Locker
- 2-Safe
- 3-Shelves

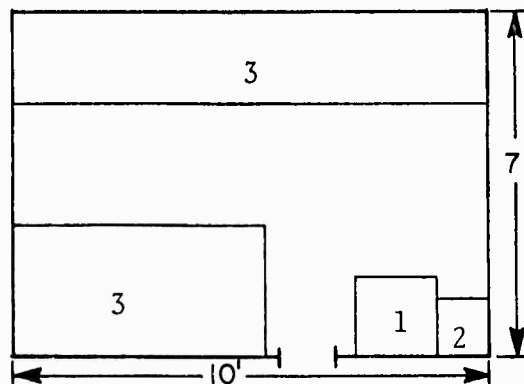
Storeroom #1 - Bulk Supplies, Blankets, Battle Dressings, Linen (4-53-2-A)



Storeroom #2 - High Usage Items, Evacuation Supplies, Casting Supplies, IV Fluids, Sutures, Bandages, Needles; Syringes (01-129-2-A)



Storeroom #3 - Pharmacy Supplies, Locker, Safe (01-118-1-A)



Storeroom #4 - Battle Dressing Station #3, Compt. 2-107-5-L

USS GUAM

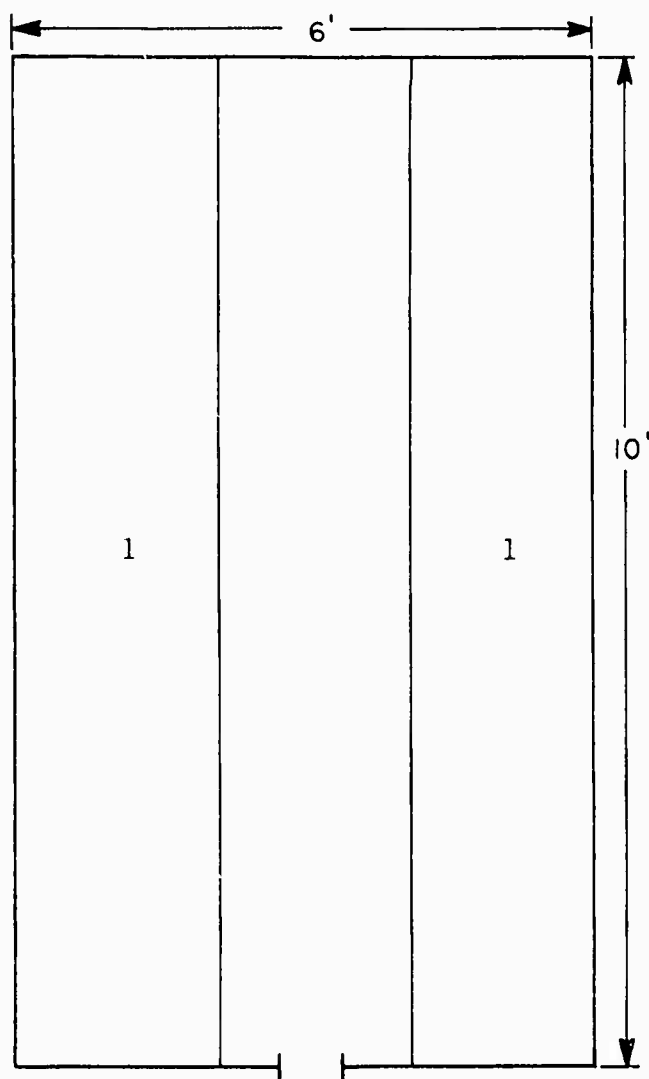
LPH-9

DENTAL SUPPLY

LOCATION: 01-115-7-A

FLOOR PLAN: Not to scale

EQUIPMENT:  
1-Shelves

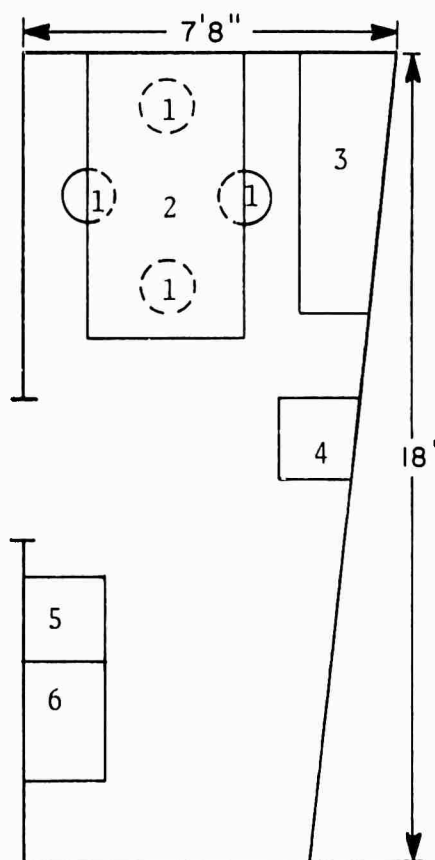


BATTLE DRESSING STATION #1

LOCATION: 2-27-2-L

FLOOR PLAN: Not to scale

EQUIPMENT:  
1-Castle lights  
2-Folding table  
3-Shelf  
4-Sink  
5-Sterilizer  
6-Cabinet

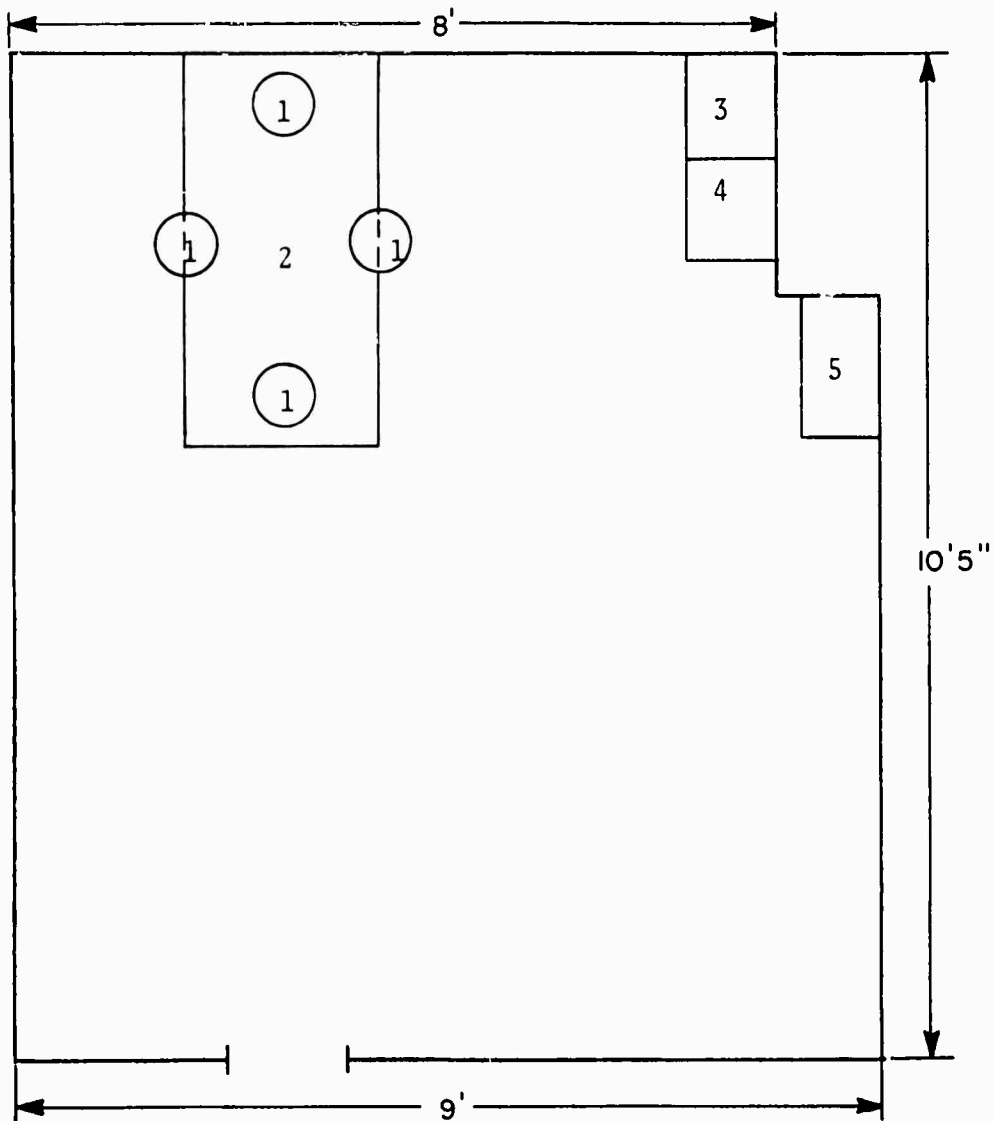


BATTLE DRESSING STATION #2

LOCATION: 2-91-2-L

FLOOR PLAN: Not to scale

- EQUIPMENT:  
1-Castle lights  
2-Folding table  
3-Cabinet  
4-Sterilizer  
5-Sink



BATTLE DRESSING STATION #3

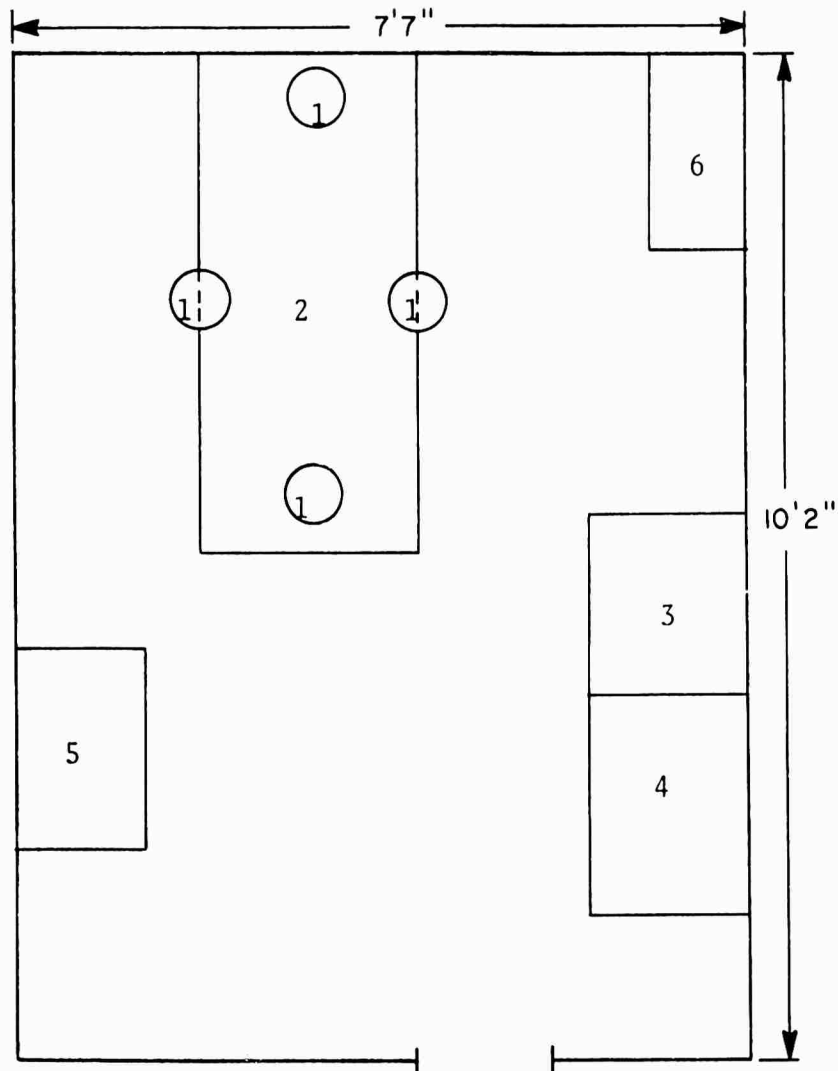
LOCATION: 2-107-5-L

FLOOR PLAN: Not to scale

NOTE: Also serves as Medical Storeroom #4

EQUIPMENT:

- 1-Castle lights
- 2-Folding table
- 3-Cabinet
- 4-Sterilizer
- 5-Sink
- 6-Shelf





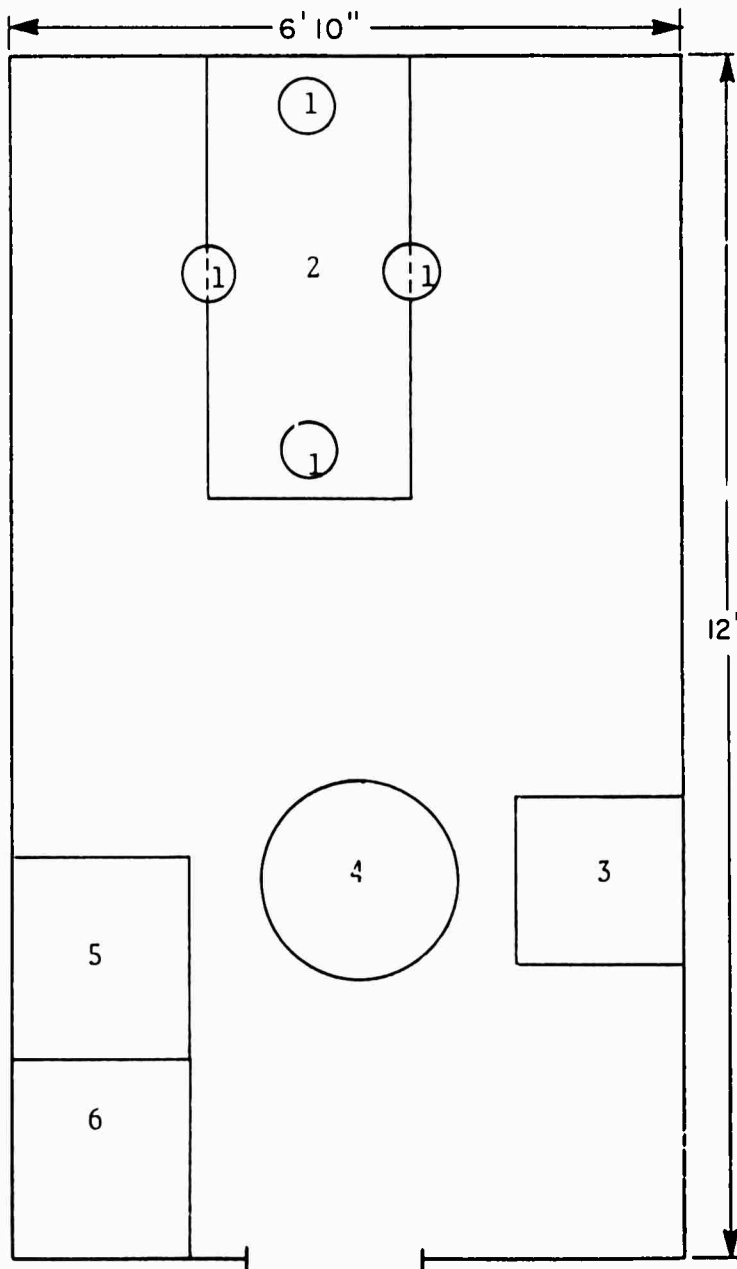
BATTLE DRESSING STATION #4

LOCATION: 03-82-1-L

FLOOR PLAN: Not to scale

EQUIPMENT:

- 1-Castle lights
- 2-Folding table
- 3-Sink
- 4-Escape hatch
- 5-Sterilizer
- 6-Cabinets



COMPLEMENT

<u>SPECIALTY</u>	<u>RANK OR RATE</u>
2100 (GMO)	LT
0000	HMCS
0000	HM1
8417 (Lab)	HM2
8482 (O.R.)	HM2
8452 (X-Ray)	HM3
8483 (Pharmacy)	HM3
0000	HN
0000	HN
2200 (Dental)	LT
0000	DT1
0000	DT2

STATUS OF OUTSTANDING SHIPALTS:

None identified.

SIZE AND LOCATION OF AREA FOR BREAKOUT OF SURGICAL BLOCK:

Store and breakout in vehicle storage, 1-111-0-AA, directly under Sick Bay.

STOWAGE NEAR HELO PAD FOR REPLACEMENT LITTERS AND BLANKETS:

None identified.

**UNCLASSIFIED**

**INVENTORY OF  
THE MEDICAL CAPABILITY  
OF THE  
USS INCHON  
LPH-12**

This ship is deployed and the questionnaire has not been returned. In the future, after the receipt of the questionnaire, the additional information can be inserted to augment that taken from the Booklet of General Plans.

MAJOR MEDICAL SPACE OVERVIEW

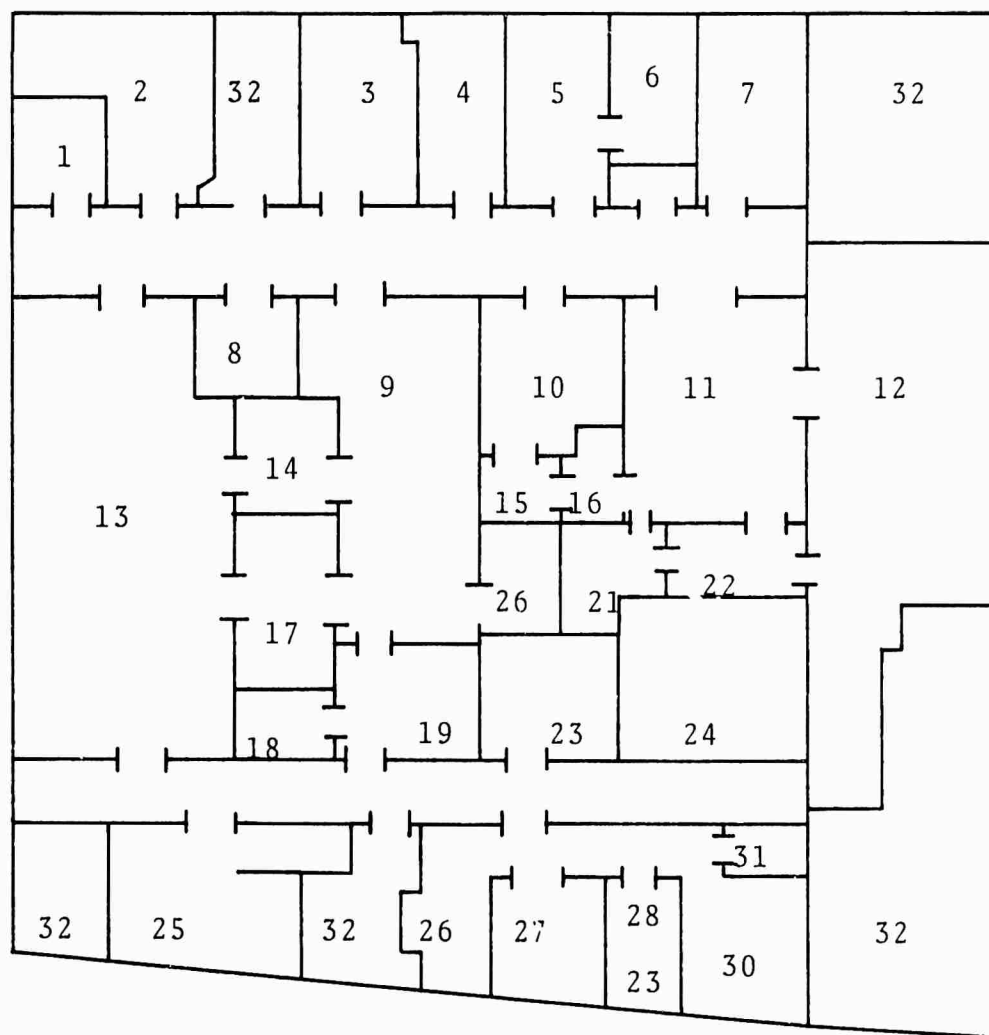
<u>REFERENCE:</u>	<u>LOCATION:</u>	<u>FACILITY:</u>
1	01-130-2-Q	Medical Property Office
2	01-127-2-L	Physiotherapy Room
3	01-123-2-L	Bacteriological Laboratory
4	01-122-2-A	Medical Storeroom
5	01-119-6-L	Medical X-Ray
6	01-118-2-L	X-Ray Dark Room
7	01-115-6-L	Pharmacy
8	01-125-4-Q	Diet Pantry
9	01-122-0-L	Ward #1
10	01-119-4-Q	Medical Department Office
11	01-115-2-L	Surgical Dressing Room and Battle Dressing Station
12	01-111-0-L	Casualty Collecting Station and Ward Lobby
13	01-127-0-L	Ward #2
14	01-125-2-L	Utility Room
15	01-120-0-L	Consultation Room
16	01-119-2-L	Consultation Room
17	01-125-0-L	Ward Bath
18	01-125-1-L	Quiet Room Bath
19	01-122-1-L	Quiet Room
20	01-120-1-Q	Apparatus Room
21	01-118-1-L	Sterilizer Room
22	01-115-1-L	Scrub Room
23	01-119-1-Q	Medical Department Record Office
24	01-115-3-L	Operating Room
25	01-124-1-L	Examining Room
26	01-122-3-Q	Dental Department Office
27	01-119-3-L	Dental Operating Room #2
28	01-118-3-L	Dental X-Ray Cubicle
29	01-118-3-L	Dental X-Ray Dark Room
30	01-115-9-L	Dental Operating Room #1
31	01-115-7-A	Dental Storeroom
32		Non-medical space

(See Page 3 for Floor Plan)

MAJOR MEDICAL SPACE OVERVIEW

FLOOR PLAN: Not to scale

(See Page 2 for References)





**UNCLASSIFIED**

**INVENTORY OF  
THE MEDICAL CAPABILITY  
OF THE  
USS RALEIGH  
LPD-1**

TABLE OF CONTENTS

<u>Item</u>	<u>Page No.</u>
Tactical Mission	1
Medical Mission	1
Medical Assets	1
Casualty Flow	1
Significant Deficiencies	1
Major Medical Space Overview	2
Triage Area	3
Minor Surgery Area	4
Primary Ward	5
Overflow Ward #1	6
Overflow Ward #2	7
Laboratory	8
X-Ray	8
Cast Room	8
Pharmacy	8
Central Supply/Sterilization Room	8
Medical Administration	9
Medical Supply (3rd Deck)	10
Medical Supply (4th & 7th Deck)	11
Dental Operating Room	12
Battle Dressing Station #1	13
Battle Dressing Station #2	14
Battle Dressing Station #3	15
Complement	16
Status of Outstanding Shipalts	16
Size and Location of Area for Breakout of Surgical Block	16
Stowage Near Helo Pad for Replacement Litters and Blankets	16



USS RALEIGH

LPD-1

TACTICAL MISSION:

See NWIP 11

MEDICAL MISSION:

- (1) Medical care for ship's crew
- (2) Medical support for embarked non-crew personnel
- (3) Casualty receiving/evacuation

MEDICAL ASSETS:

Asset	Normal Use/Type	Remarks
Triage Area	Upper Veh. Storage (Boat)	Port Mess Deck (Helo)
Operating Room(s)		None
Non-Ded OR(s)		None
Minor Surgery Room	Main BDS	
Primary Ward	Medical Ward	12 Beds
Overflow Ward(s)	(2) Crews Living Space	86 Beds (total)
Quiet Room(s)		None
Intensive Care Unit		None
X-Ray	Picker Portable 15 ma	
Physiotherapy		None
Pharmacy	Main BDS	Simple Compounding
Blood Storage		None
Morgue	None Designated	Use Food Storage
Dental OR	Dental OR	
Dental X-Ray	Fixed Unit in Dent. OR	Routine
Laboratory	Main BDS	Tests
Admin. Office	Medical Administration	6 Files, 2 Desks
Supply Room	(4) Medical Supply	(1) Dental
Battle Dressing Stations	Standard Equipment	Three BDS

CASUALTY FLOW:

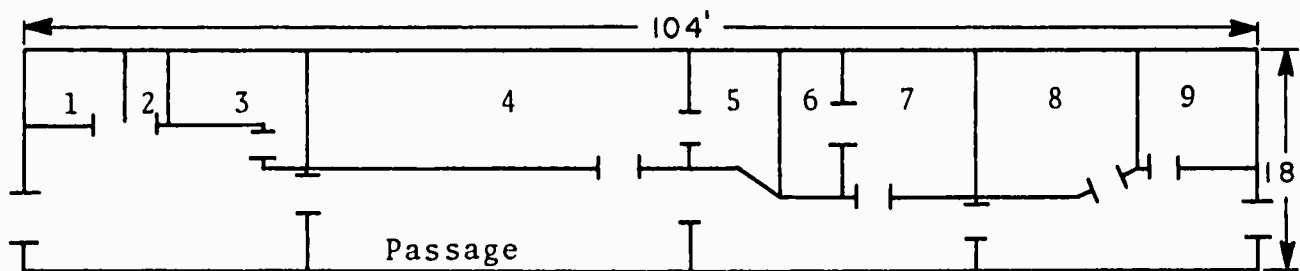
- (1) Casualties received by boat are triaged in upper vehicle storage.
- (2) Casualties received by helo are triaged on Port Mess Deck.

SIGNIFICANT DEFICIENCIES:

None reported by ship.

MAJOR MEDICAL SPACE OVERVIEW

<u>REFERENCE:</u>	<u>LOCATION:</u>	<u>FACILITY:</u>
1	2-144-2-Q	Medical Records Office
2	2-142-2-A	Medical Storeroom
3	2-136-4-L	X-Ray Dark Room
4	2-120-4-L	Ward
5	2-116-2-L	Ward Bath
6	2-113-2-L	Dental Supply
7	2-108-4-L	Dental OR & X-Ray
8	2-101-2-L	Pharmacy & Midship Battle Dressing Station
9	2-96-4-Q	Medical Department Records Office

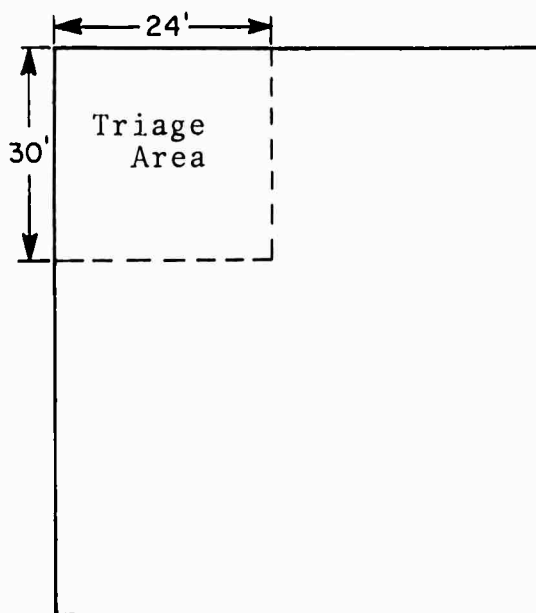


TRIAGE AREA

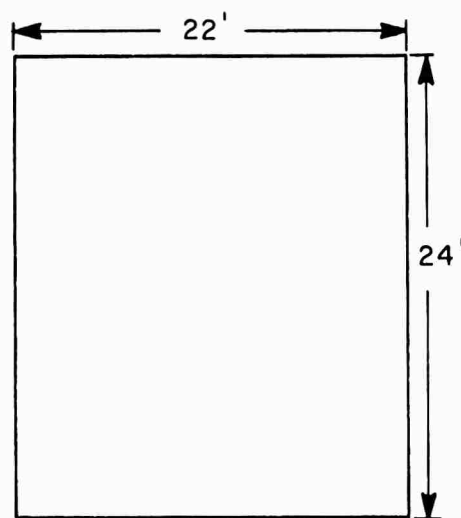
LOCATION: Upper Vehicle Storage, 22' overhead  
Port Mess Deck, 10' overhead

FLOOR PLAN: Not to scale

EQUIPMENT: (Non-Fixed)  
1-Portable medical  
locker (not shown  
on drawing)



Upper Vehicle Storage  
Triage for Casualties  
Received by Boat



Port Mess Deck  
Triage Area for  
Casualties Received  
by Air

MINOR SURGERY AREA

LOCATION: 2-101-2-L

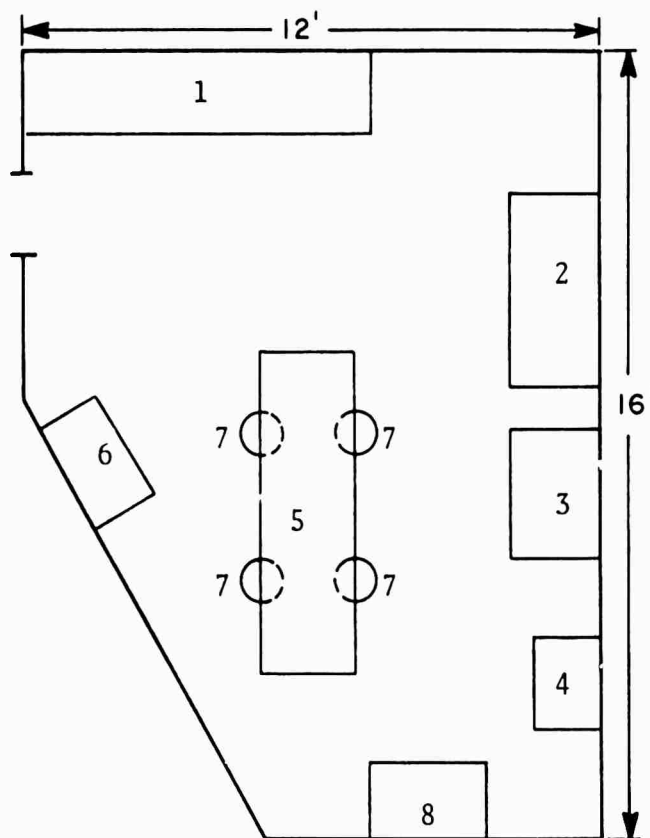
NORMAL USE: Main Battle Dressing Station, Pharmacy, Laboratory,  
Cast Room

FLOOR PLAN: Not to scale

EQUIPMENT:

- 1-Pharmacy cabinet & work table
- 2-Cabinet 65"x42"x22"
- 3-Cabinet-table
- 4-Laboratory incubator
- 5-Operating table
- 6-Counter-top refrigerator
- 7-Castle lights
- 8-Sink
- \* Portable resuscitators (2)
- \* Burdick Defibrillator
- \* Cambridge VS-III portable EKG

\* Not shown on drawing



PRIMARY WARD

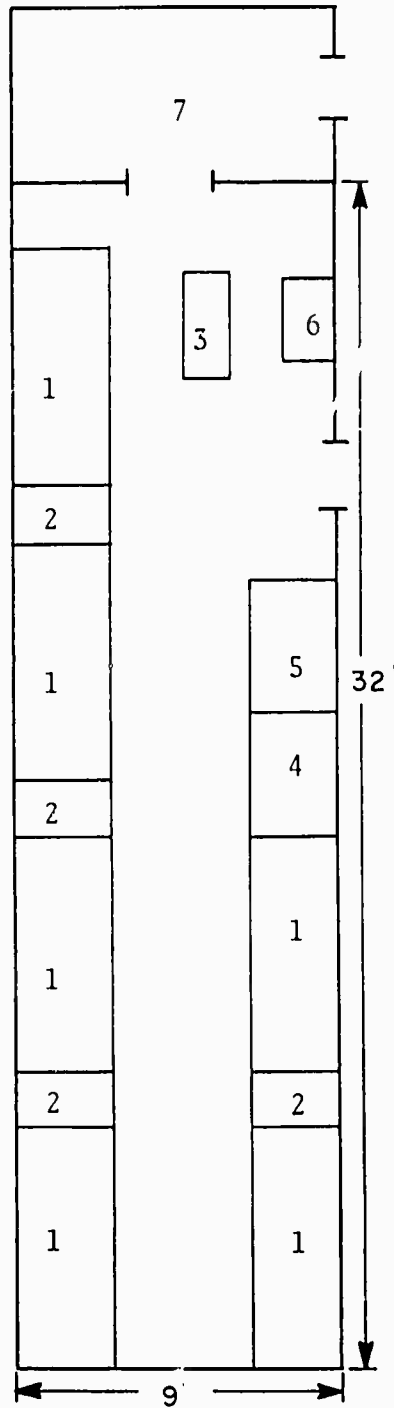
LOCATION: 2-120-4-L

NORMAL USE: Medical Ward

FLOOR PLAN:

EQUIPMENT:

- 1-Bunk
- 2-Locker
- 3-Portable X-Ray  
stowage
- 4-Refrigerator
- 5-Desk
- 6-Cabinet
- 7-Ward head



USS RALEIGH

LPD-1

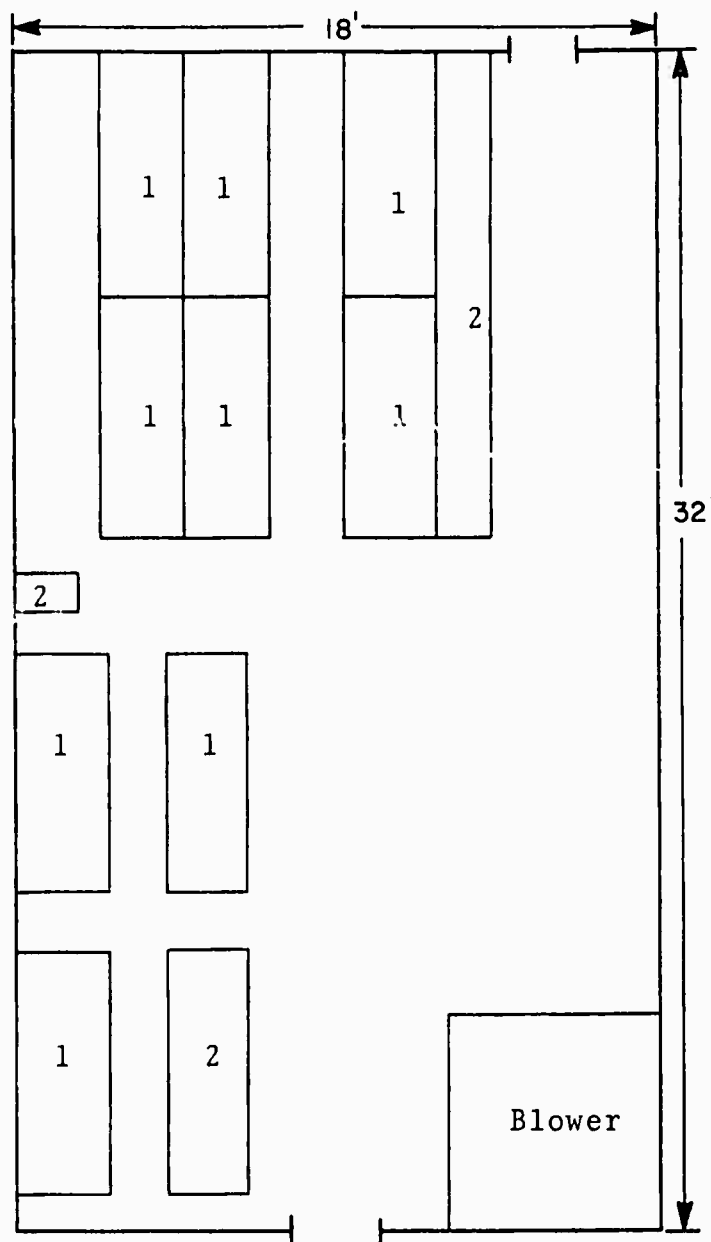
OVERFLOW WARD #1

LOCATION: 2-68-2-L

NORMAL USE: Crew's living space

FLOOR PLAN: Not to scale

EQUIPMENT:  
1-Bunks  
2-Lockers





LABORATORY

LOCATION: 2-101-2-L (Main Battle Dressing Station)

CAPABILITY: Routine CBC, urinalysis, cultures, water analysis, VDRL, RPR, gram stain. No blood storage capability.

MAJOR EQUIPMENT:

- |                             |                  |
|-----------------------------|------------------|
| 1. B&L binocular microscope | 4. VDRL bath     |
| 2. Laboratory centrifuge    | 5. Incubator     |
| 3. Micro hematocrit         | 6. Demineralizer |

X-RAY

LOCATION: Portable unit

MAJOR EQUIPMENT:

- |                               |                     |
|-------------------------------|---------------------|
| 1. 15 ma Picker portable unit | 4. Film storage bin |
| 2. Developing & fixing tank   | 5. Viewers (2)      |
| 3. Film dryer                 |                     |

CAST ROOM

LOCATION: 2-101-2-L (Main Battle Dressing Station)

CAPABILITY: Apply and remove extremity casting.

MAJOR EQUIPMENT:

1. Cast Cutter

PHARMACY

LOCATION: 2-101-2-L (Main Battle Dressing Station)

CAPABILITY: Compounding simple preparations, weighing and measuring, dispensing controlled and non-controlled drugs.

MAJOR EQUIPMENT:

1. Torsion balance
2. Pharmacy scale

CENTRAL SUPPLY/STERILIZATION ROOM

LOCATION: 2-96-2-L (passageway)

Autoclaves by Type:

1. AMSCO sterilizer (1)
2. Wilmot Castle Speed-clave #777

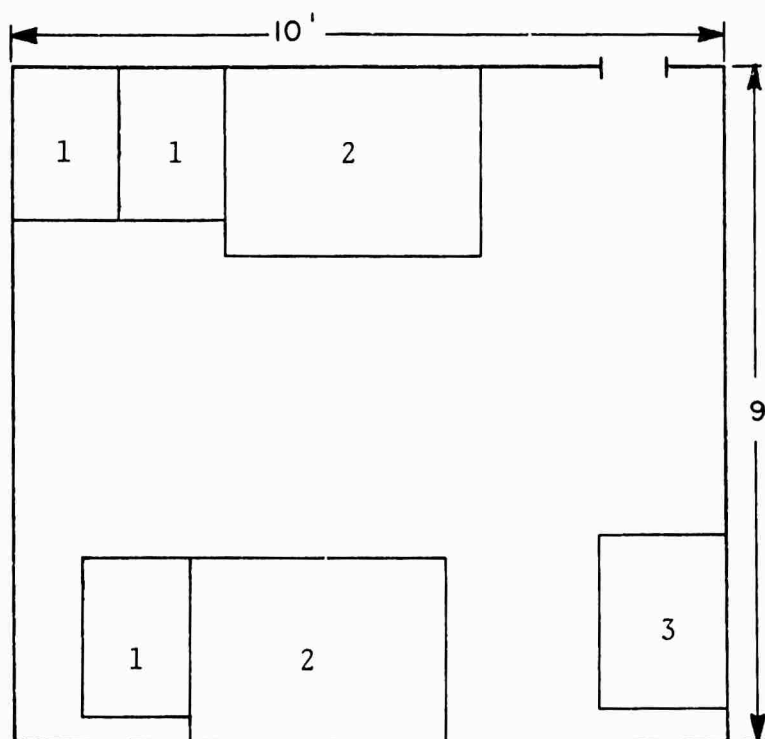


MEDICAL ADMINISTRATION

LOCATION: 2-96-4-Q

FLOOR PLAN: Not to scale

EQUIPMENT:  
1-Files (3)  
2-Desk with type-  
writer  
3-"Visible" files(3)



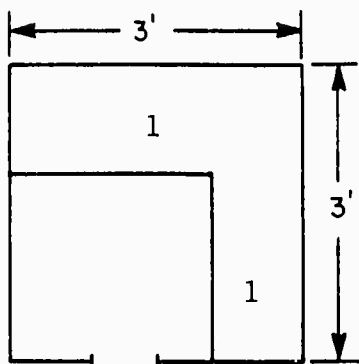
MEDICAL SUPPLY

LOCATION: 2-142-2-A, 3rd Deck

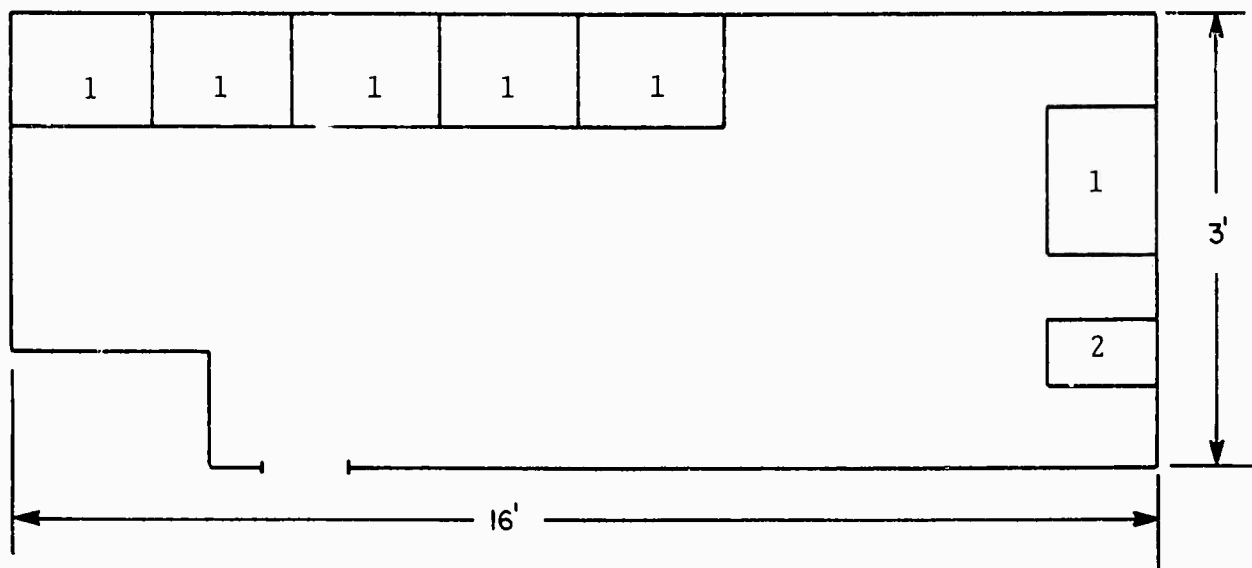
FLOOR PLAN: Not to scale

EQUIPMENT:  
1-Shelves  
2-Safe

Medical Storeroom - Drug Storage  
(2-142-2-A)



Medical Storeroom - Storage for Drugs, Parenteral Fluids, Instruments and Bandages  
(3rd Deck)



MEDICAL SUPPLY

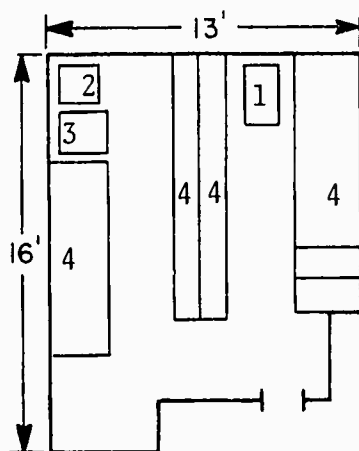
LOCATION: 4th Deck, 7th Deck

FLOOR PLAN: Not to scale

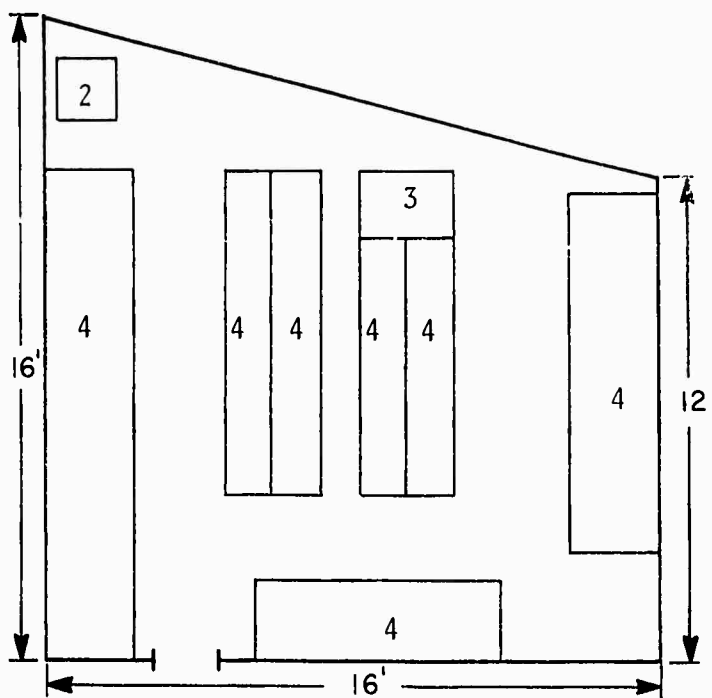
EQUIPMENT:

- 1-Dehumidifier
- 2-Acid locker
- 3-Safe
- 4-Shelves

Medical Storeroom (4th Deck)  
Storage for Bulk Fluids, Instruments & Bandages, Drugs, Parenteral Fluids.



Medical Storeroom (7th Deck)  
Storage for Laboratory Materials, Linens and Miscellaneous goods.



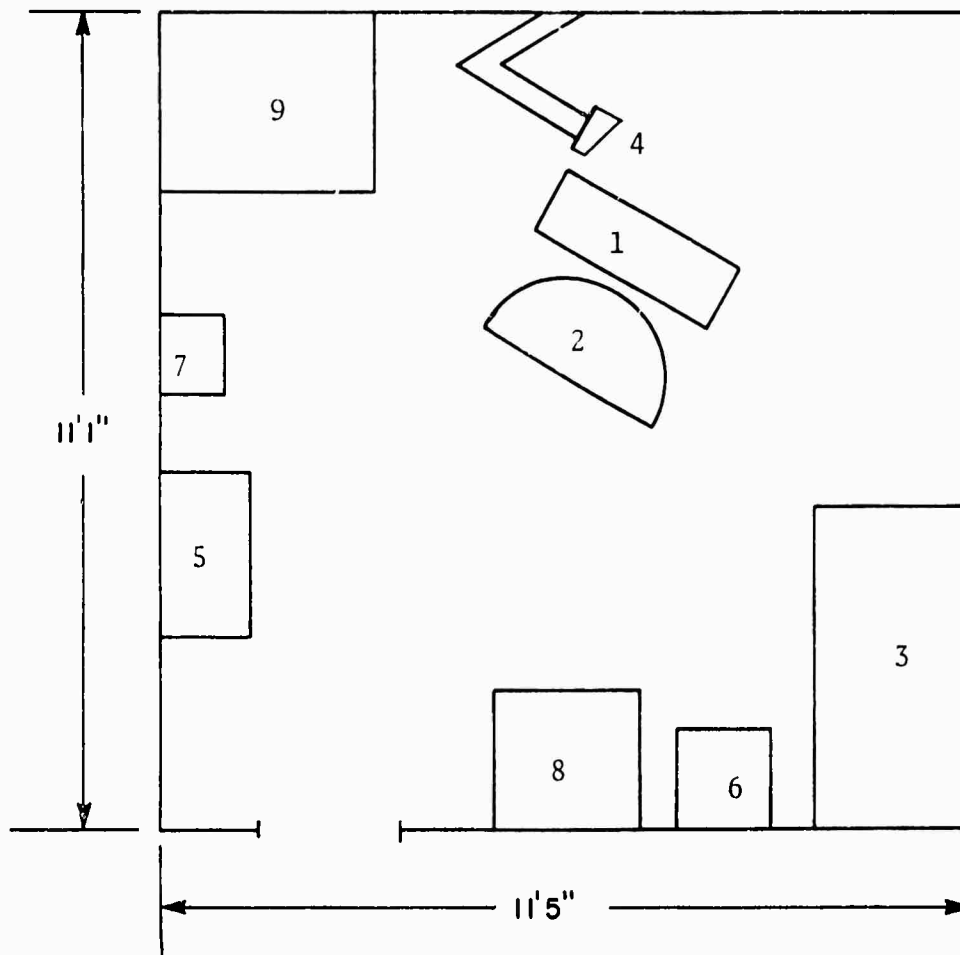
DENTAL OPERATING ROOM

LOCATION: 2-108-4-1

FLOOR PLAN: Not to scale

EQUIPMENT:

- 1-Ritter unit
- 2-Ritter chair
- 3-Dental cabinet
- 4-SS White X-Ray unit
- 5-Bramson autoclave
- 6-Dri-Therm sterilizer
- 7-Weber AT-200
- 8-Sink
- 9-Desk



USS RALEIGH

LPD-1

BATTLE DRESSING STATION #1

LOCATION: 2-101-2-L

FLOOR PLAN: Same as Minor Surgery Area

EQUIPMENT:  
Same as Minor  
Surgery Area

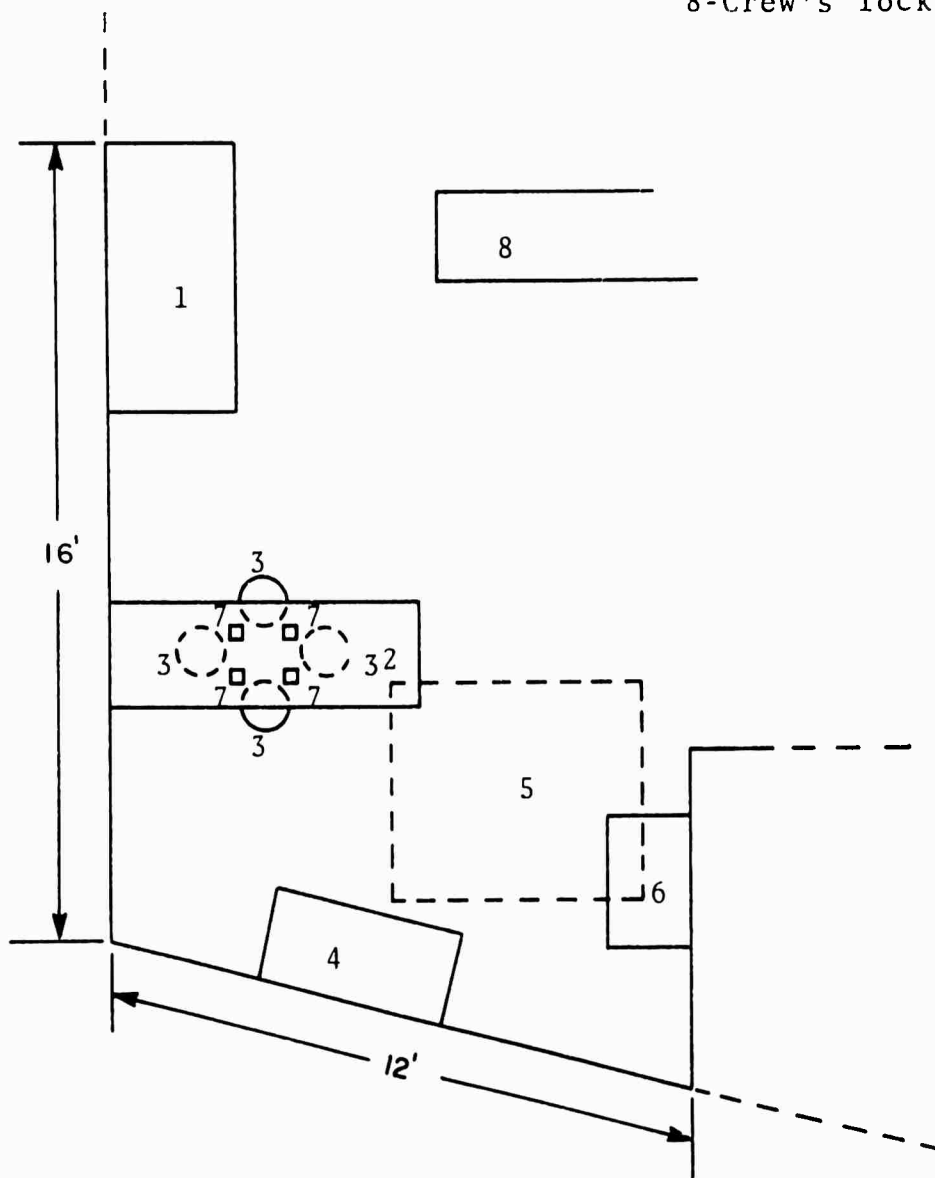
BATTLE DRESSING STATION #2

LOCATION: 2-36-0-1.

FLOOR PLAN: Not to scale

EQUIPMENT:

- 1-Medical supply cabinet
- 2-Operating table
- 3-Castle lights
- 4-Work bench
- 5-Water tank
- 6-Sink
- 7-Battle lanterns
- 8-Crew's lockers



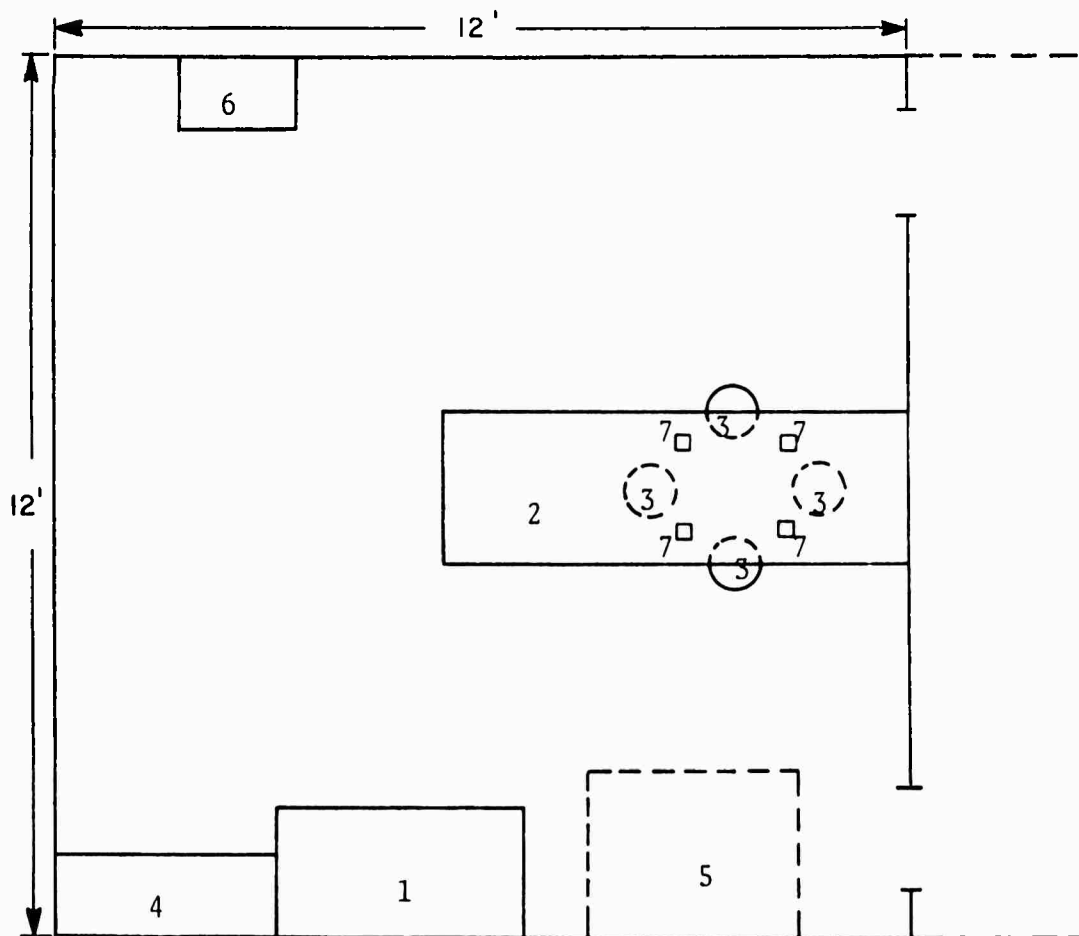
BATTLE DRESSING STATION #3

LOCATION: 2-208-2-L

FLOOR PLAN: Not to scale

EQUIPMENT:

- 1-Medical supply cabinet
- 2-Operating table
- 3-Castle lights
- 4-Work bench
- 5-Water tank
- 6-Sink
- 7-Battle lanterns



USS RALEIGH

LPD-1

COMPLEMENT:

<u>SPECIALTY</u>	<u>RANK OR RATE</u>
2100	LT MC
8406	HMC
8483	HM1
8482	HM2

STATUS OF OUTSTANDING SHIPALTS:

Not determined.

SIZE AND LOCATION OF AREA FOR BREAKOUT OF SURGICAL BLOCK:

Not determined.

STOWAGE NEAR HELO PAD FOR REPLACEMENT LITTERS AND BLANKETS:

Not determined.



**UNCLASSIFIED**

**INVENTORY OF  
THE MEDICAL CAPABILITY  
OF THE  
USS LA SALLE  
LPD-3**

LPD-3  
USS LA SALLE

**UNCLASSIFIED**

TABLE OF CONTENTS

<u>Item</u>	<u>Page No.</u>
Tactical Mission	1
Medical Mission	1
Medical Assets	1
Casualty Flow	1
Significant Deficiencies	1
Major Medical Space Overview	2
Triage Area	3
Operating Room	4
Minor Surgery Area	5
Primary Ward	6
Overflow Ward #1	7
Overflow Ward #2	8
Overflow Ward #3	9
Laboratory	10
X-Ray	10
Pharmacy	10
Central Supply/Sterilization Room	10
Dental X-Ray	10
Medical Administration	11
Medical Supply (2nd & 3rd Deck)	12
Medical Supply (4th & 7th Deck)	13
Dental Operating Room	14
Battle Dressing Station #1	15
Battle Dressing Station #2	16
Battle Dressing Station #3	17
Complement	18
Status of Outstanding Shipalts	18
Size and Location of Area for Breakout of Surgical Block	18
Stowage Near Helo Pad for Replacement Litters and Blankets	18

TACTICAL MISSION:

See NWIP 11

MEDICAL MISSION:

- (1) Medical care for ship's crew
- (2) Medical support for embarked non-crew personnel
- (3) Casualty receiving/evacuation

MEDICAL ASSETS:

Assets	Normal Use/Type	Remarks
Triage Area	Upper Vehicle Storage	Port Mess Deck
Operating Room(s)	Major Surgery	
Non-Ded OR(s)		None
Minor Surgery Room	Main BDS	
Primary Ward	Medical Ward	12 Beds
Overflow Ward(s)	(3) Troop Living Space	56 Beds (total)
Quiet Room(s)		None
Intensive Care Unit		None
X-Ray	Picker Portable 50ma	
Physiotherapy		None
Pharmacy	Main BDS	
Blood Storage	Laboratory	16 Units
Morgue	None Designated	Use Food Refrig.
Dental OR	Dental Surgery	
Dental X-Ray	In Dental OR	
Laboratory	Clinical Laboratory	Routine Tests
Admin. Office	Medical Administration	6 Files, 2 Desks
Supply Room	(4) Medical Supply	
Battle Dressing Stations	Standard Equipment	Three BDS

CASUALTY FLOW:

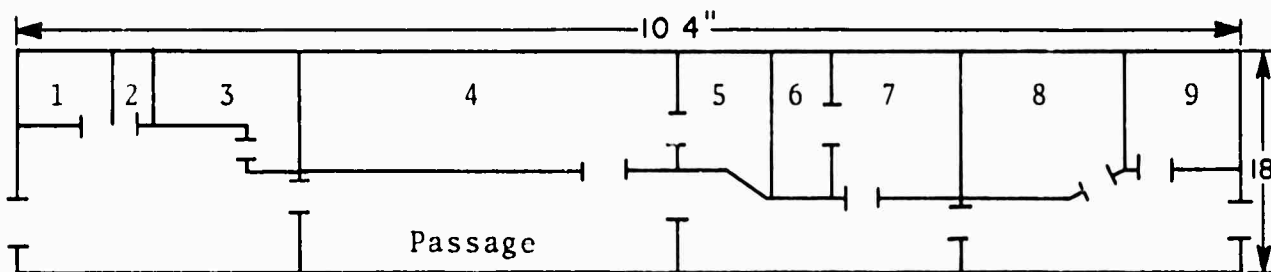
- (1) Casualties received by boat are triaged in upper vehicle storage.
- (2) Casualties received by helo are triaged on Port Mess Deck.

SIGNIFICANT DEFICIENCIES:

Need additional medical personnel.

MAJOR MEDICAL SPACE OVERVIEW

<u>REFERENCE:</u>	<u>LOCATION:</u>	<u>FACILITY:</u>
1	2-144-2-L	Dental OR
2	2-140-2-L	X-Ray Dark Room
3	2-137-2-L	Laboratory
4	2-120-4-L	Ward
5	2-116-2-L	Ward Bath
6	2-113-2-L	Head
7	2-108-2-L	Operating Room
8	2-101-2-L	Pharmacy & Midship Battle Dressing Station
9	2-96-4-Q	Medical Department Records Office



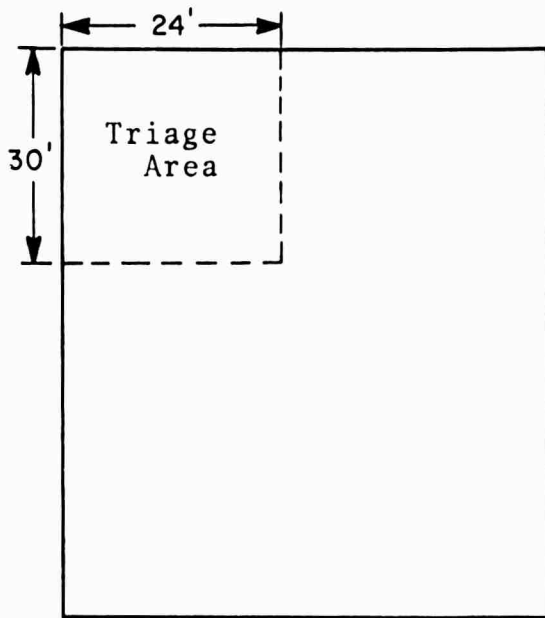
TRIAGE AREA

LOCATION: Upper Vehicle Storage, 22' overhead, Port Mess Deck,  
10' overhead

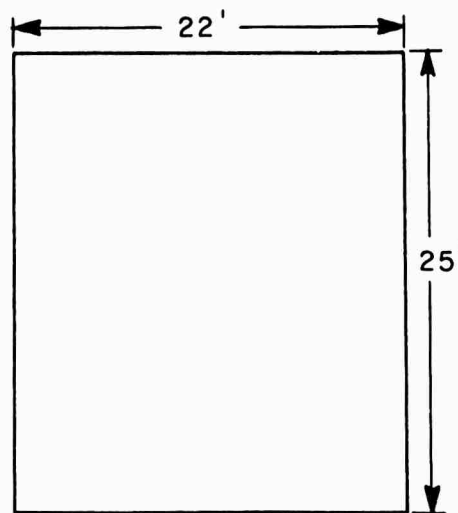
FLOOR PLAN: Not to scale

EQUIPMENT: (Non-Fixed)  
\*1-Portable medical  
locker

\*Not shown on drawing.



Upper Vehicle Storage  
Triage for Casualties  
Received by Boat.



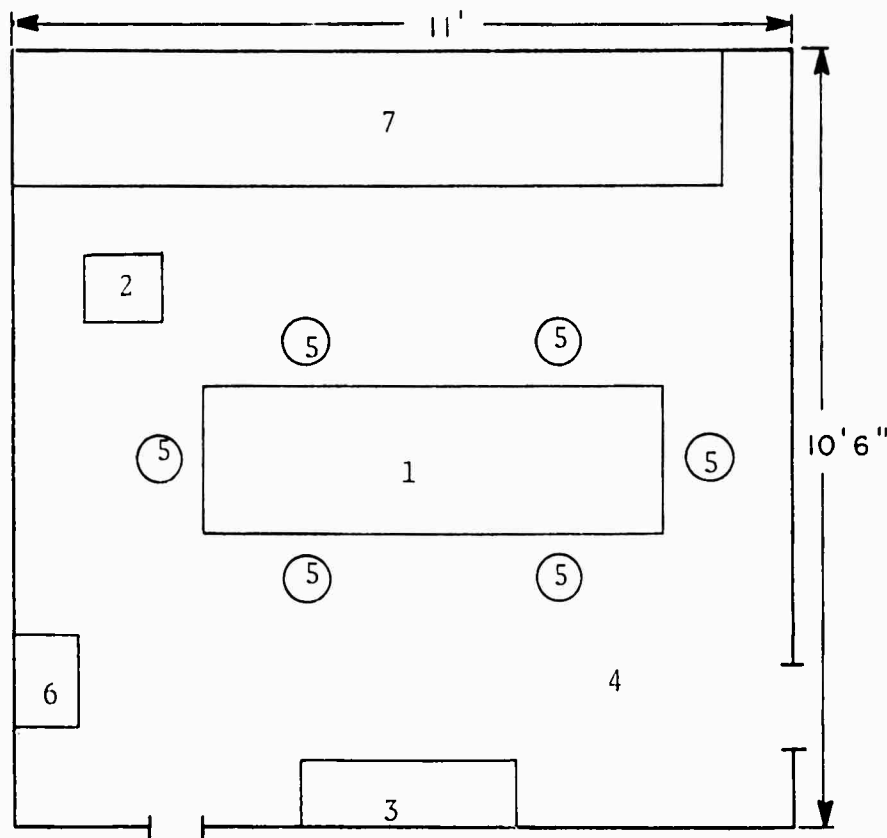
Port Mess Deck  
Triage Area for  
Casualties Received  
by Air.

OPERATING ROOM

LOCATION: 2-108-2-1

FLOOR PLAN: Not to scale

EQUIPMENT:  
1-OR table  
2-Anesthesia cart  
3-Bovie machine  
4-Conductive tile  
5-Castle lights  
6-Portable suction  
7-Cabinets



MINOR SURGERY AREA

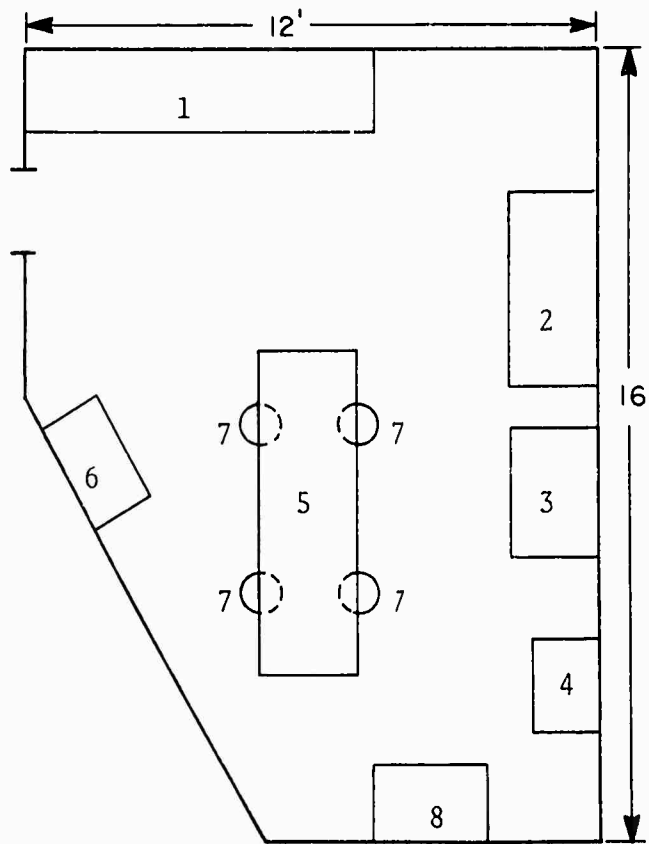
LOCATION: 2-101-2-L

NORMAL USE: Main Battle Dressing Station, Pharmacy, Laboratory  
Cast Room

FLOOR PLAN: Not to scale

EQUIPMENT:

- 1-Pharmacy cabinet & work table
- 2-Cabinet 65"x42"x22"
- 3-Cabinet-table
- 4-Laboratory incubator
- 5-Operating table
- 6-Counter-top refrigerator
- 7-Castle lights
- 8-Sink
- \* Portable resuscitators (2)
- \* Burdick defibrillator
- \* Cambridge VS-III portable EKG



\*Not shown on drawing



PRIMARY WARD

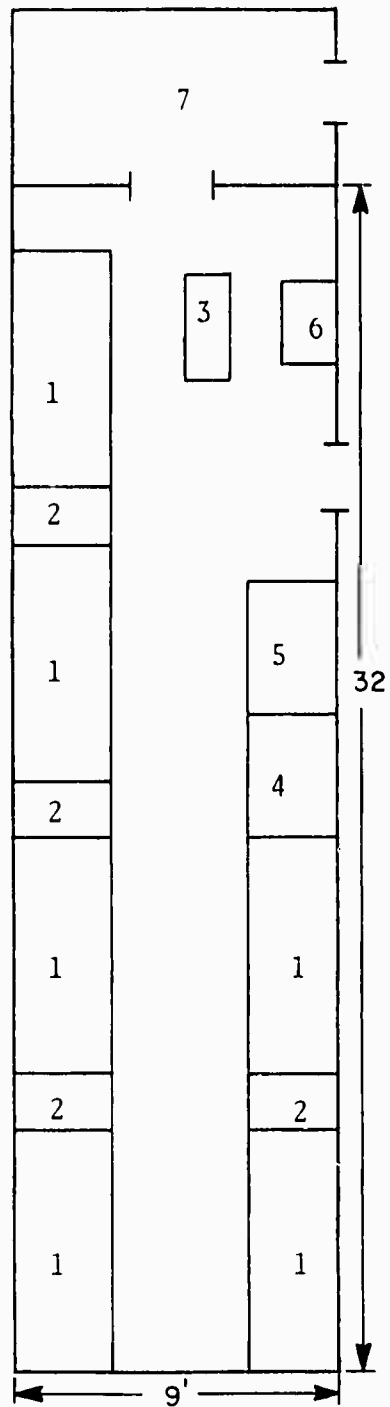
LOCATION: 2-120-4-L

NORMAL USE: Medical Ward

FLOOR PLAN:

EQUIPMENT:

- 1-Bunk
- 2-Locker
- 3-Portable X-Ray  
stowage
- 4-Refrigerator
- 5-Desk
- 6-Cabinet
- 7-Ward head





USS LA SALLE

LPD-3

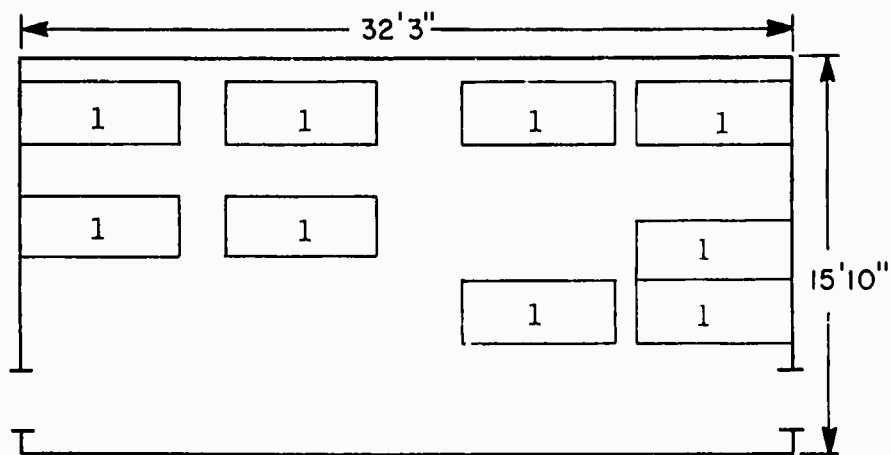
OVERFLOW WARD #1

LOCATION: 2-160-2-L

NORMAL USE: Troop Space

FLOOR PLAN: Not to scale

EQUIPMENT  
1-Bunks (18)



USS LA SALLE

LPD-3

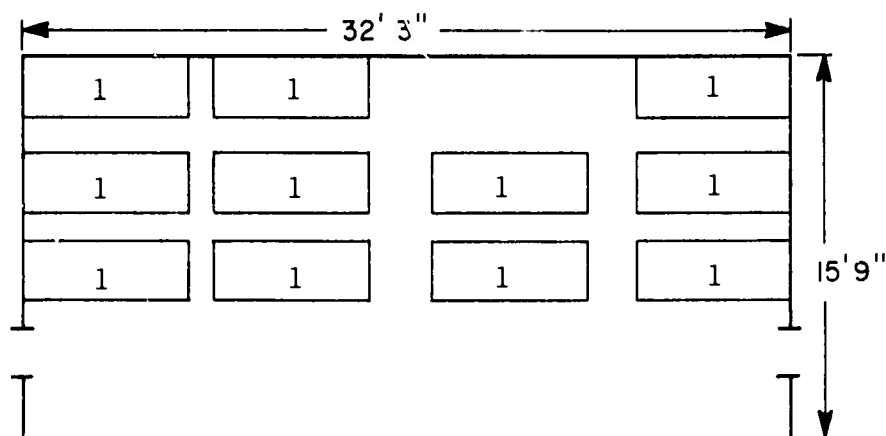
OVERFLOW WARD #2

LOCATION: 2-176-2-L

NORMAL USE: Troop Space

FLOOR PLAN: Not to scale

EQUIPMENT:  
I-Bunks (22)



USS LA SALLE

LPD-3

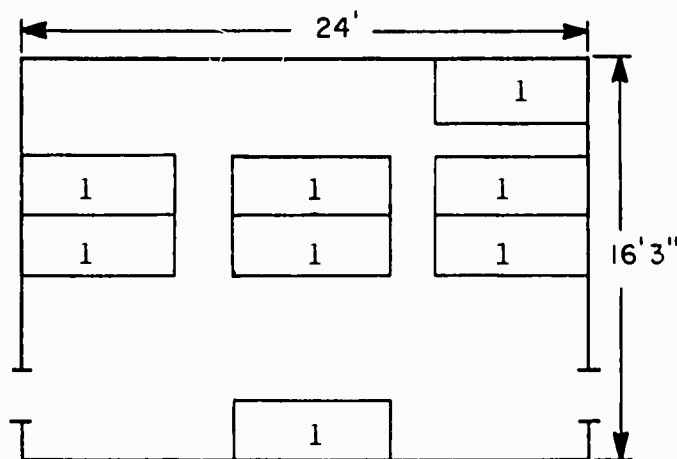
OVERFLOW WARD #3

LOCATION: 3-108-2-L

NORMAL USE: Troop Space

FLCOR PLAN: Not to scale

EQUIPMENT:  
I-Bunks (16)



LABORATORY

LOCATION: 2-137-2-L

CAPABILITY: Routine Laboratory Procedures  
Blood Storage Capability - 16 units

MAJOR EQUIPMENT:

1-Binocular microscope	5-Timer
2-Incubator	6-Counter top refrigerator
3-Centrifuge	7-Millipore filter
4-Microhematocrit	8-Clinical shaker

X-RAY

LOCATION: 2-140-2-L (Dark Room)

MAJOR EQUIPMENT:

1-50ma Picker portable unit	4-View box
2-Master processing tank	5-Safety light
3-Film dryer	6-Timer

PHARMACY

LOCATION: 2-101-2-L (Main Battle Dressing Station)

CAPABILITY: No compounding capability

CENTRAL SUPPLY/STERILIZATION ROOM

LOCATION: 2-108-2-L

Autoclaves by Type:  
1-Amsco sterilizer

DENTAL X-RAY

LOCATION: 2-144-2-Q (Dental Operating Room)

MAJOR EQUIPMENT:

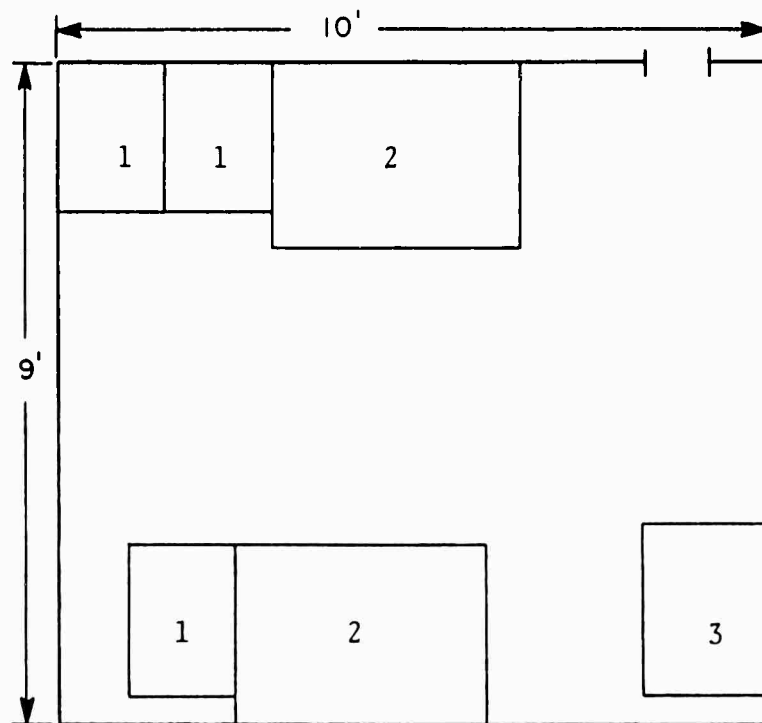
1-SS White X-ray unit

MEDICAL ADMINISTRATION

LOCATION: 2-96-4-Q

FLOOR PLAN: Not to scale

EQUIPMENT:  
1-Files (3)  
2-Desk with type-  
writer  
3-"Visible" files(3)



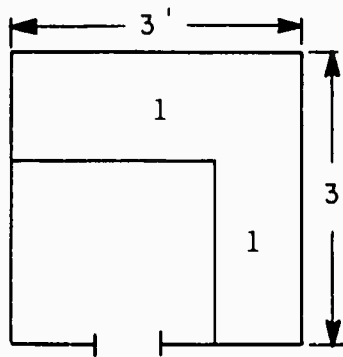
MEDICAL SUPPLY

LOCATION: 2-91-1-A, 3-140-2-A, 4-89-2-A, 7-52-0-A

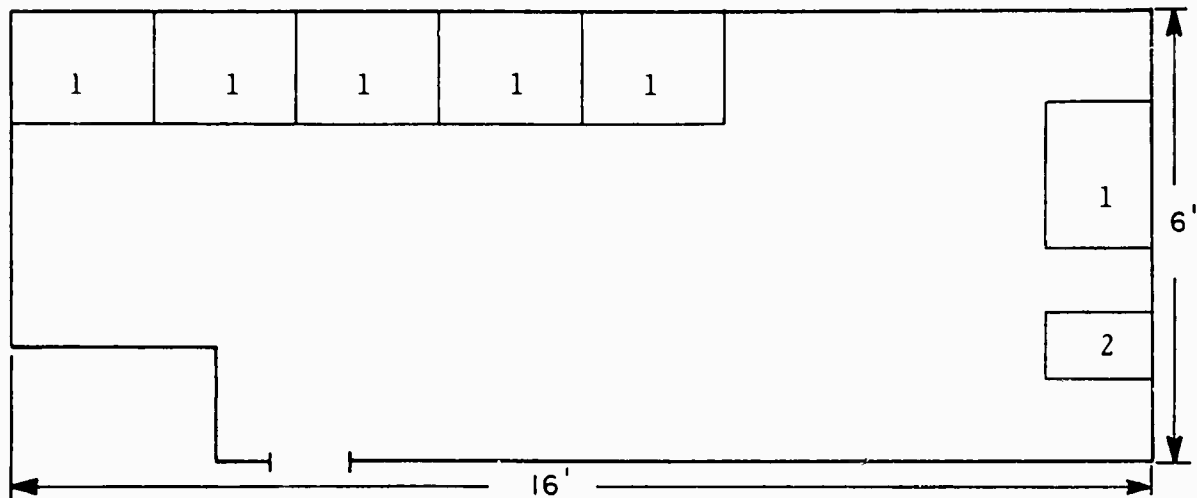
FLOOR PLAN: Not to scale

EQUIPMENT:  
1-Shelves  
2-Safe

Medical Storeroom - Drug Storage  
(2-91-1 A)



Medical Storeroom - Storage for Drugs, Parenteral Fluids, Instruments and Bandages  
(3-140-2-A)



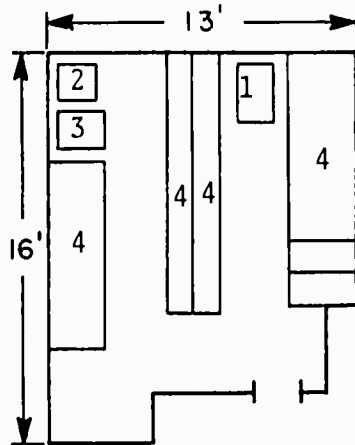
MEDICAL SUPPLY

LOCATION: 4-89-2-A, 7-52-0-A

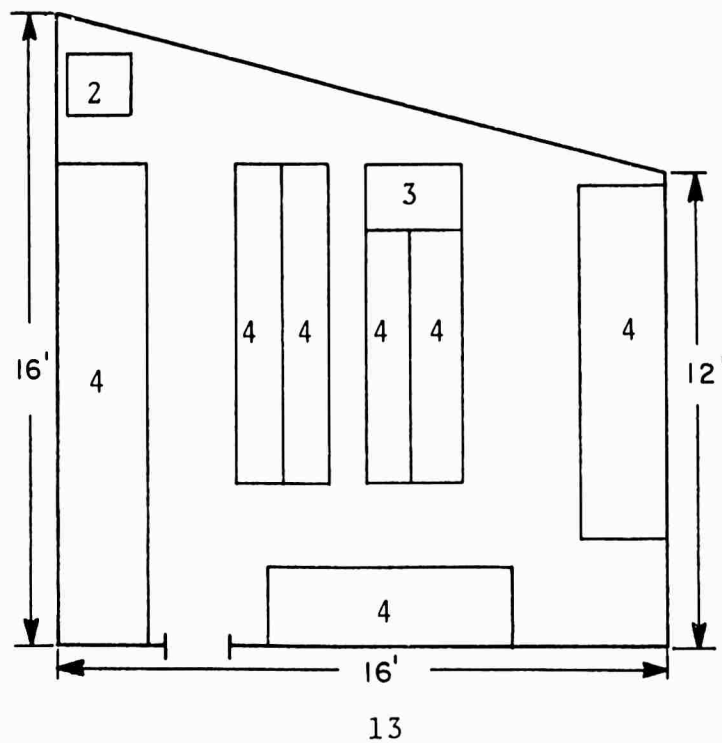
FLOOR PLAN: Not to scale

EQUIPMENT:  
1-Dehumidifier  
2-Acid locker  
3-Safe  
4-Shelves

Medical Storeroom (4-89-2-A)  
Storage for Bulk Fluids, Instruments & Bandages, Drugs, Parenteral Fluids.



Medical Storeroom (7-52-0-A)  
Storage for Laboratory Materials, Linens and Miscellaneous goods.



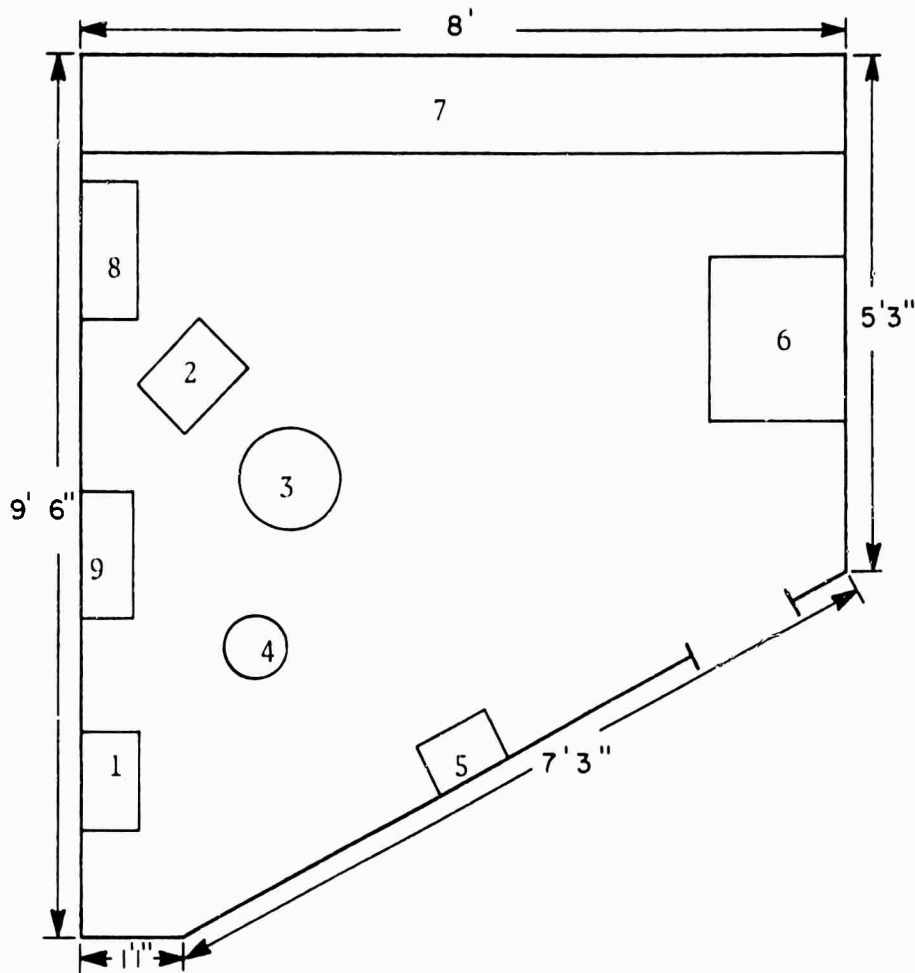
DENTAL OPERATING ROOM

LOCATION: 2-144-2-L

FLOOR PLAN: Not to scale

EQUIPMENT:

- 1-SS White X-ray unit
- 2-Weber model B unit
- 3-Weber model FLH chair
- 4-Doctor's stool
- 5-Sink
- 6-Dental instrument cabinet
- 7-Shelf
- 8-Dri-clave sterilizer
- 9-Weber AT-200



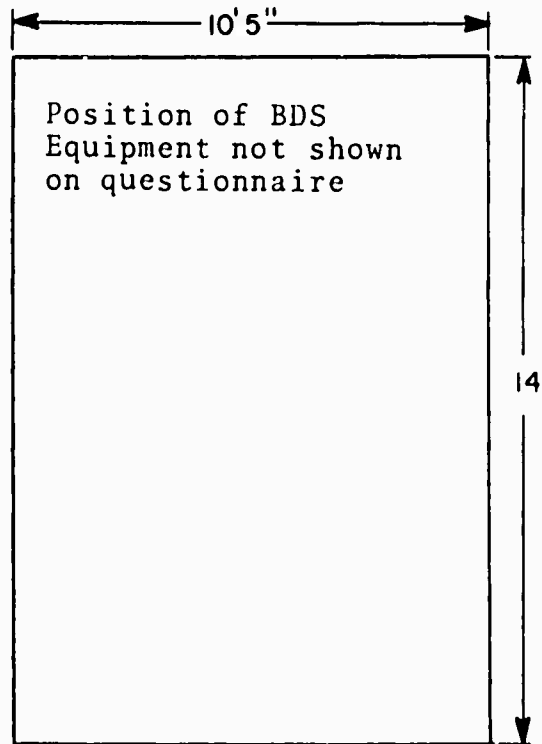


BATTLE DRESSING STATION #1

LOCATION: 2-208-1-L

FLOOR PLAN: Not to scale

EQUIPMENT:  
Standard BDS  
Equipment



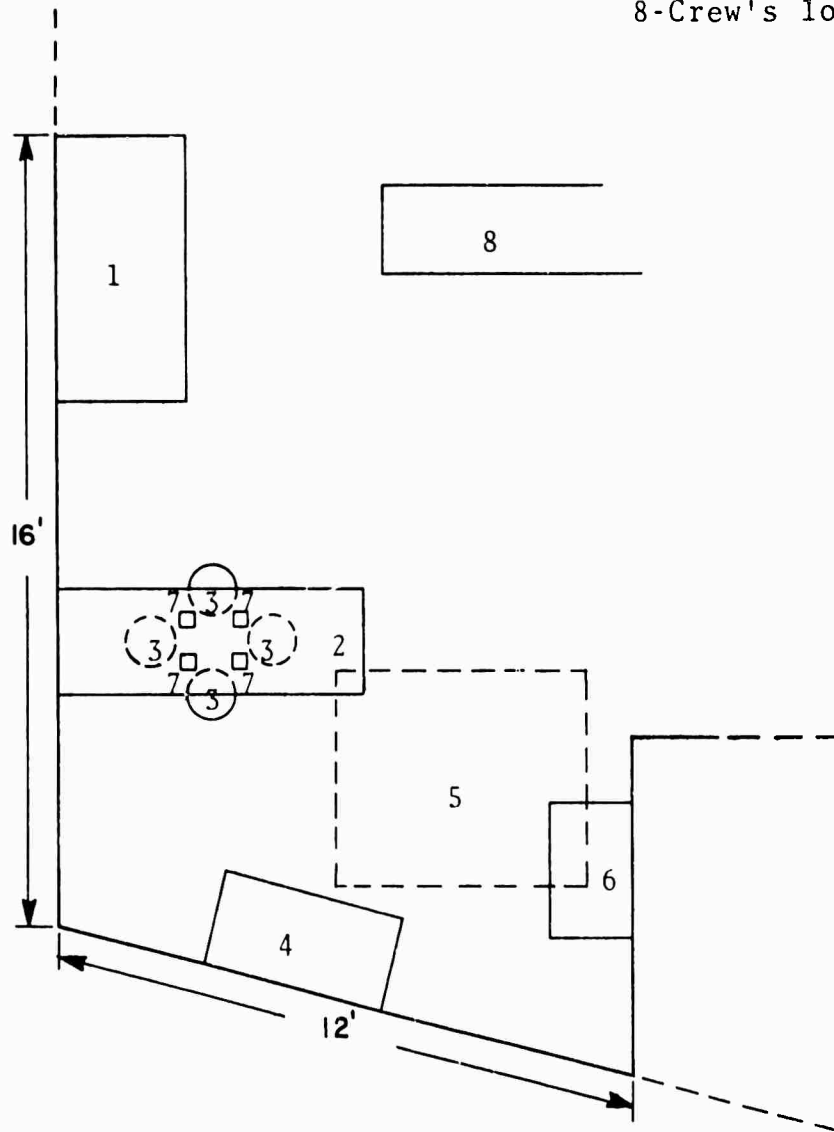
BATTLE DRESSING STATION #2

LOCATION: 2-36-0-L

FLOOR PLAN: Not to scale

EQUIPMENT:

- 1-Medical supply cabinet
- 2-Operating table
- 3-Castle lights
- 4-Work bench
- 5-Water tank
- 6-Sink
- 7-Battle lanterns
- 8-Crew's lockers



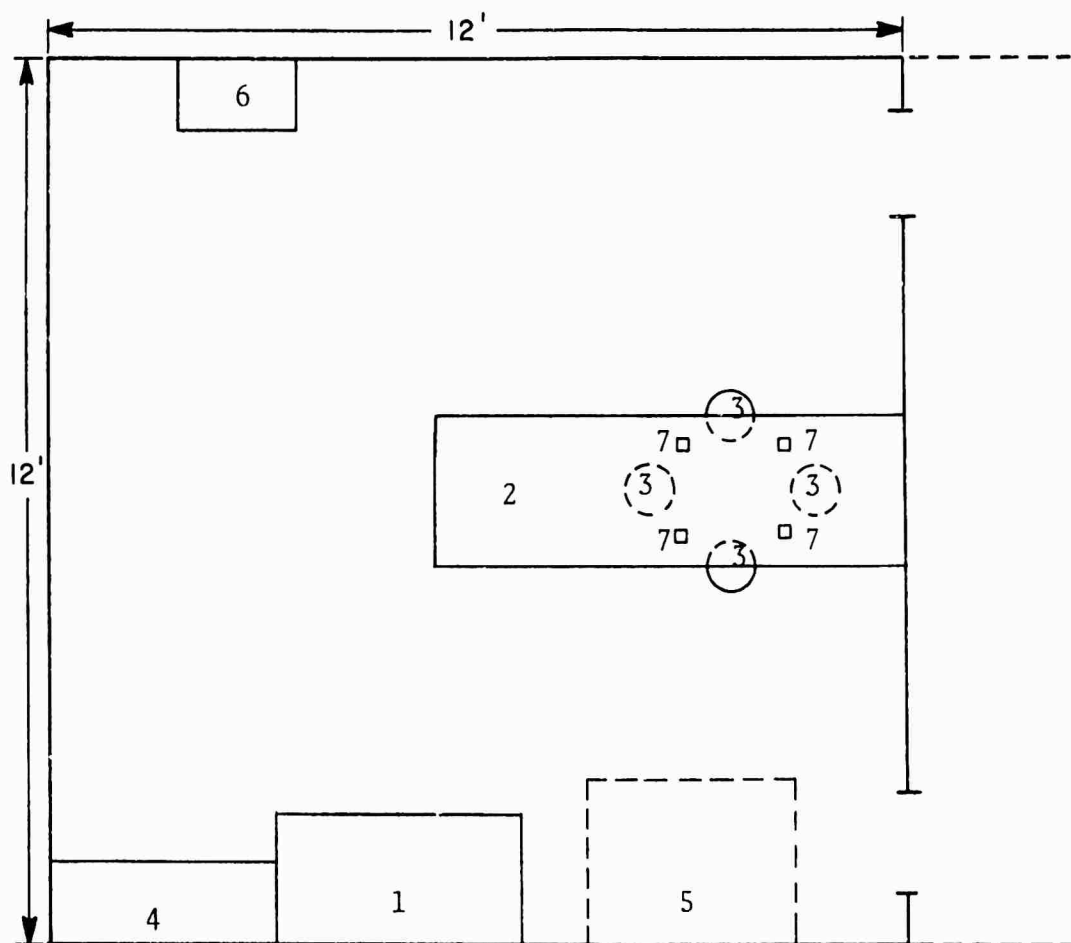
BATTLE DRESSING STATION #3

LOCATION: 2-208-2-L

FLOOR PLAN: Not to scale

EQUIPMENT:

- 1-Medical supply cabinet
- 2-Operating table
- 3-Castle lights
- 4-Work bench
- 5-Water tank
- 6-Sink
- 7-Battle lanterns



USS LA SALLE

LPD-3

COMPLEMENT:

<u>SPECIALTY</u>	<u>RANK OR RATE</u>
2100	LT MC
8406	IMC
8483	IM1
8482	IM2

STATUS OF OUTSTANDING SHIPALTS:

Intercom in medical spaces to be installed during next overhaul.

SIZE AND LOCATION OF AREA FOR BREAKOUT OF SURGICAL BLOCK:

Upper vehicle storage.

STOWAGE NEAR HELO PAD FOR REPLACEMENT LITTERS AND BLANKETS:

Exchange made at Helo Pad; basic supply is kept in upper vehicle storage.

**UNCLASSIFIED**

**INVENTORY OF  
THE MEDICAL CAPABILITY  
OF THE  
USS AUSTIN  
LPD-4**

LPD-4  
USS AUSTIN

**UNCLASSIFIED**

TABLE OF CONTENTS

<u>Item</u>	<u>Page No.</u>
Tactical Mission	1
Medical Mission	1
Medical Assets	1
Casualty Flow	1
Significant Deficiencies	1
Major Medical Space Overview	2
Triage Area	3
Operating Room	4
Minor Surgery Area	5
Primary Ward	6
Dental Operating Room	7
Laboratory	8
X-Ray (Portable)	8
Pharmacy	8
Sterilization Room	8
Medical Administration	9
Battle Dressing Station #1	10
Battle Dressing Station #2	11
Battle Dressing Station #3	12
Complement	13
Status of Outstanding Shipalts	13
Size and Location of Breakout Area for Surgical Block	13
Stowage Near Helo Pad for Replacement Litters and Blankets	13

USS AUSTIN

LPD-4

TACTICAL MISSION:

See NWIP 11

MEDICAL MISSION:

- (1) Medical care for ship's crew
- (2) Medical support for embarked non-crew personnel
- (3) Casualty receiving/evacuation

MEDICAL ASSETS:

Asset	Normal Use/Type	Remarks
Triage Area	Crew & troop mess	
Operating Room(s)	Major surgery	
Non-Ded OR(s)		None
Minor Surgery Room	Main BDS	
Primary Ward	Ward	12 beds
Overflow Ward(s)		None
Quiet Room(s)		None
Intensive Care Unit		None
X-Ray	Portable	2 units (15 ma)
Physiotherapy		None
Pharmacy	Main BDS	Routine drugs
Blood Storage		Limited
Morgue	Refrigerators	
Dental OR	Complete unit	
Dental X-Ray	Fixed unit	In Dental OR
Laboratory	Clinical laboratory	Routine tests
Admin. Office	Administration	
Supply Room	Record office	
Battle Dressing Stations	Standard equipment	3 BDS

CASUALTY FLOW:

- (1) Flight deck to triage area to Sick Bay via elevator.
- (2) Well deck to triage area via elevator to Sick Bay.

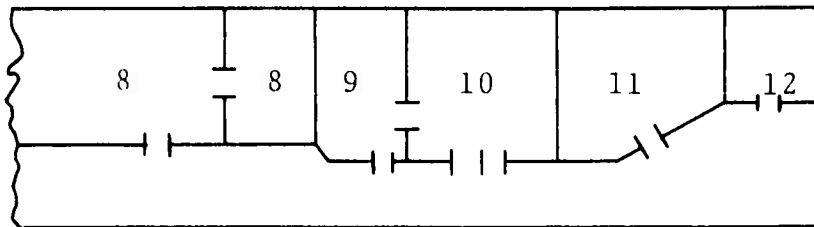
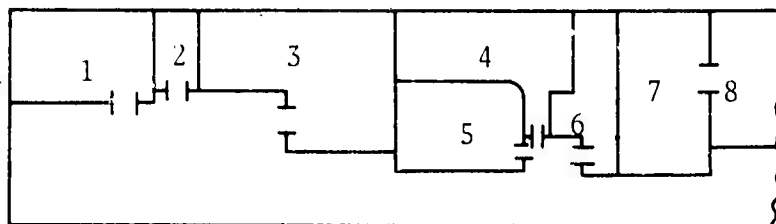
SIGNIFICANT DEFICIENCIES:

None reported by ship



MAJOR MEDICAL SPACE OVERVIEW

REFERENCE:	LOCATION:	FACILITY:
1	2-154-2-A	Medical Storeroom
2	2-152-2-Q	Gear Locker
3	2-144-4-Q	Dental Operating Room
4	2-138-2-L	X-Ray Dark Room
5	2-140-2-Q	Medical Record Office
6	2-136-2-Q	Bacteriological Laboratory
7	2-132-4-L	Ward Bath
8	2-116-2-L	Ward
9	2-113-2-L	Sterilizing Room
10	2-108-4-L	Operating Room
11	2-101-2-L	Minor Surgery Area
12	2-96-4-Q	Medical Department Office





USS AUSTIN

LPD-4

TRIAGE AREA

LOCATION: 1-84-0-L

FLOOR PLAN: A large area just forward of the helicopter landing area normally used for the crew and troop mess. Area exceeds 1600 square feet of floor space.

EQUIPMENT:  
1-Portable X-Ray  
unit

OPERATING ROOM

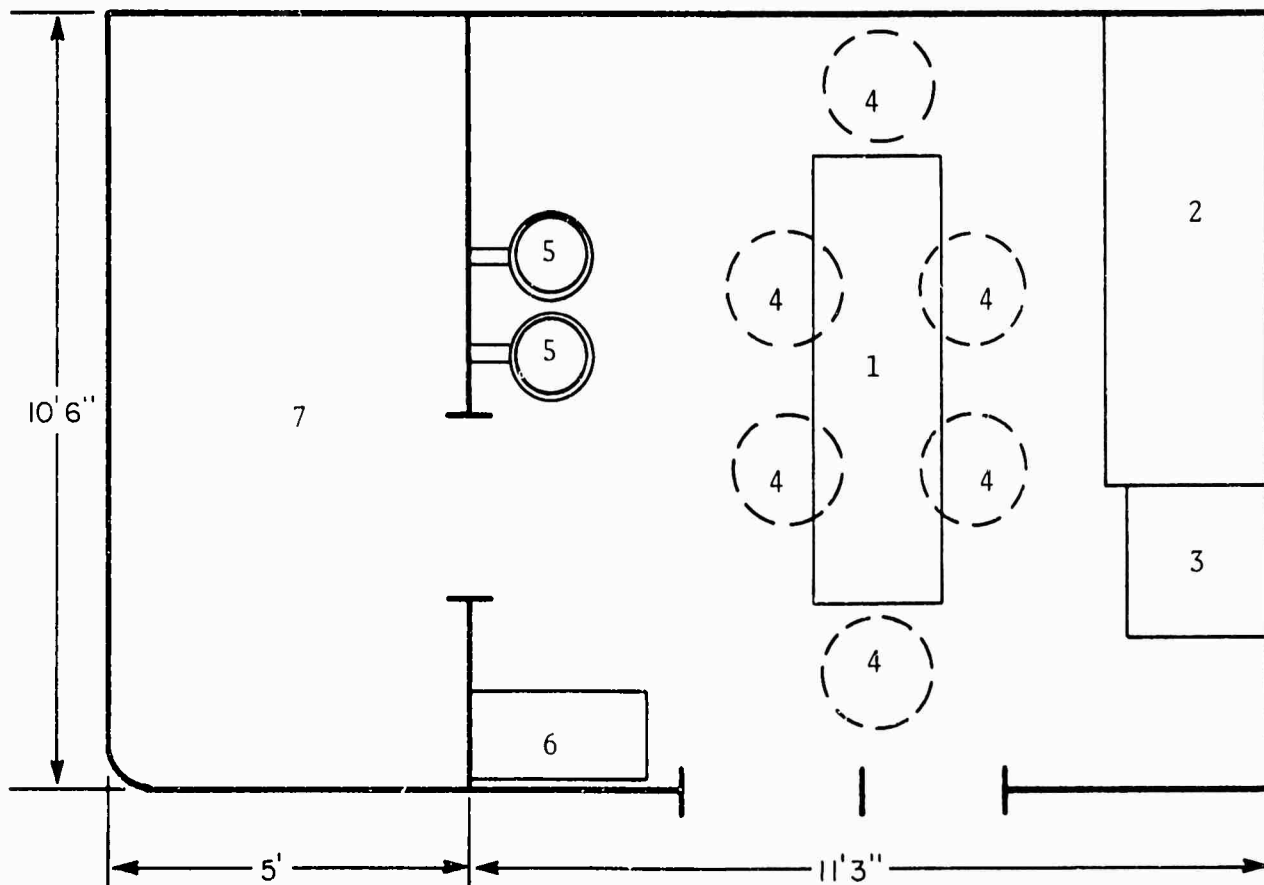
LOCATION: 2-108-4-L

NORMAL USE: Operating Room

FLOOR PLAN: Not to scale

EQUIPMENT:

- 1-Operating table
- 2-Cabinets
- 3-Dresser
- 4-Surgical lights
- 5-Basin ring
- 6-Portable X-Ray  
15 ma
- 7-Sterilizing and  
scrub room



MINOR SURGERY AREA

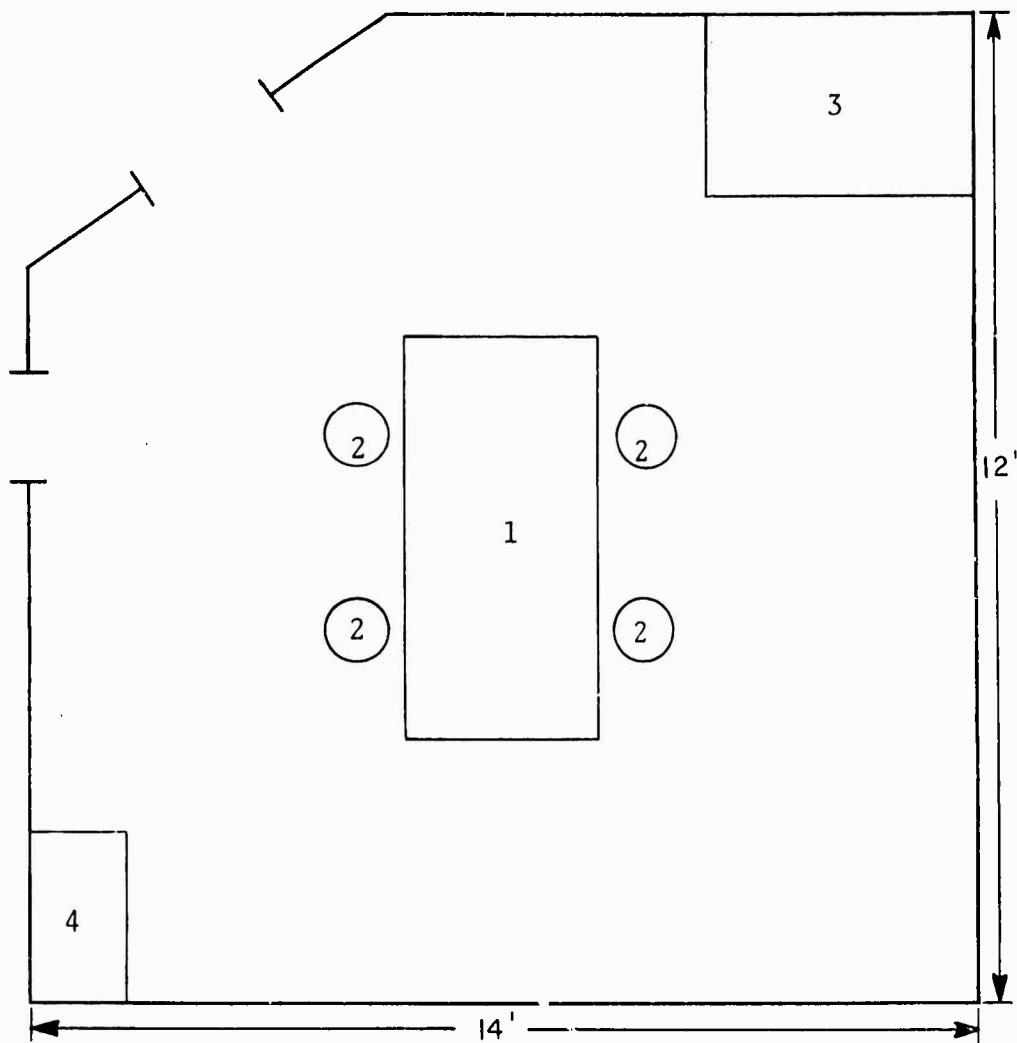
LOCATION: 2-101-2-L

NORMAL USE: Surgical Dressing Room and Main BDS

FLOOR PLAN: Not to scale

EQUIPMENT:

- 1-Examining table
- 2-Lights
- 3-Water tank
- 4-Sink



PRIMARY WARD

LOCATION: 2-116-2-L

NORMAL USE: Patient care ward

FLOOR PLAN: Not to scale

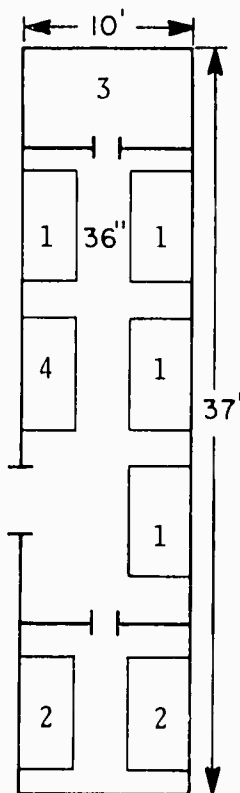
EQUIPMENT:

1-Bed unit - 3 beds  
high

2-Bed unit - 2 beds  
high

3-Toilet area

4-Shelf



DENTAL OPERATING ROOM

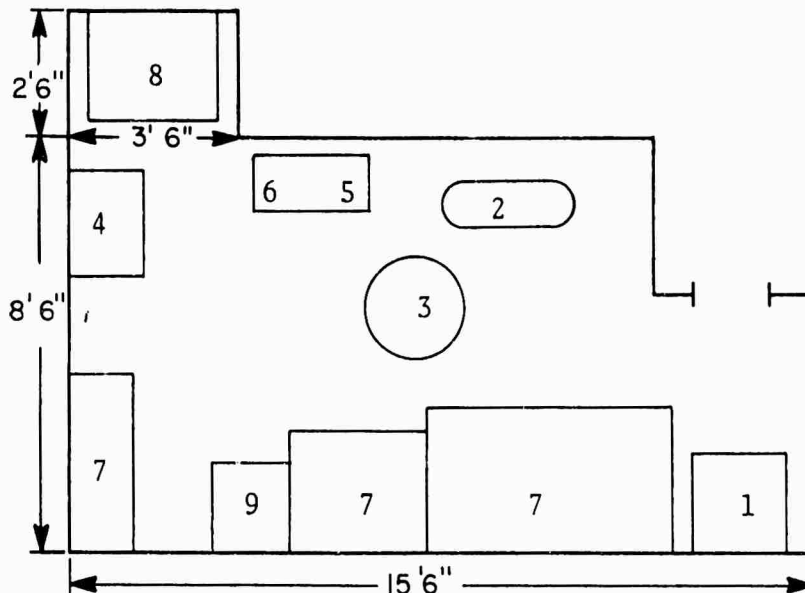
LOCATION: 2-144-4-Q

NORMAL USE: Dental OR and X-Ray

FLOOR PLAN: Not to scale

EQUIPMENT:

- 1-SS White Space-saver X-Ray unit
- 2-Ritter, Model C, Type I dental OR unit
- 3-Ritter Vega Air-glide dental OR chair
- 4-Ritter Speedclave sterilizer
- 5-Torit Amalgamator
- 6-Dentsply cavitron
- 7-Cabinet
- 8-Sink
- 9-Typing stand



USS AUSTIN

LPD-4

LABORATORY

LOCATION: 2-136-2-Q

CAPABILITY: Perform routine blood and urine analysis

MAJOR EQUIPMENT:

- 1-Binocular microscope
- 2-Centrifuge
- 3-Hematocrit

X-RAY (Portable)

MAJOR EQUIPMENT:

- 1-Two portable X-Ray units (15 ma)
- 2-Film processing equipment
- 3-Dark room 2-138-2-L

PHARMACY

LOCATION: 2-101-2-L

CAPABILITY: Routine ordering and dispensing of drugs

STERILIZATION ROOM

LOCATION: 2-113-2-L

EQUIPMENT:

- 1-Steam autoclave

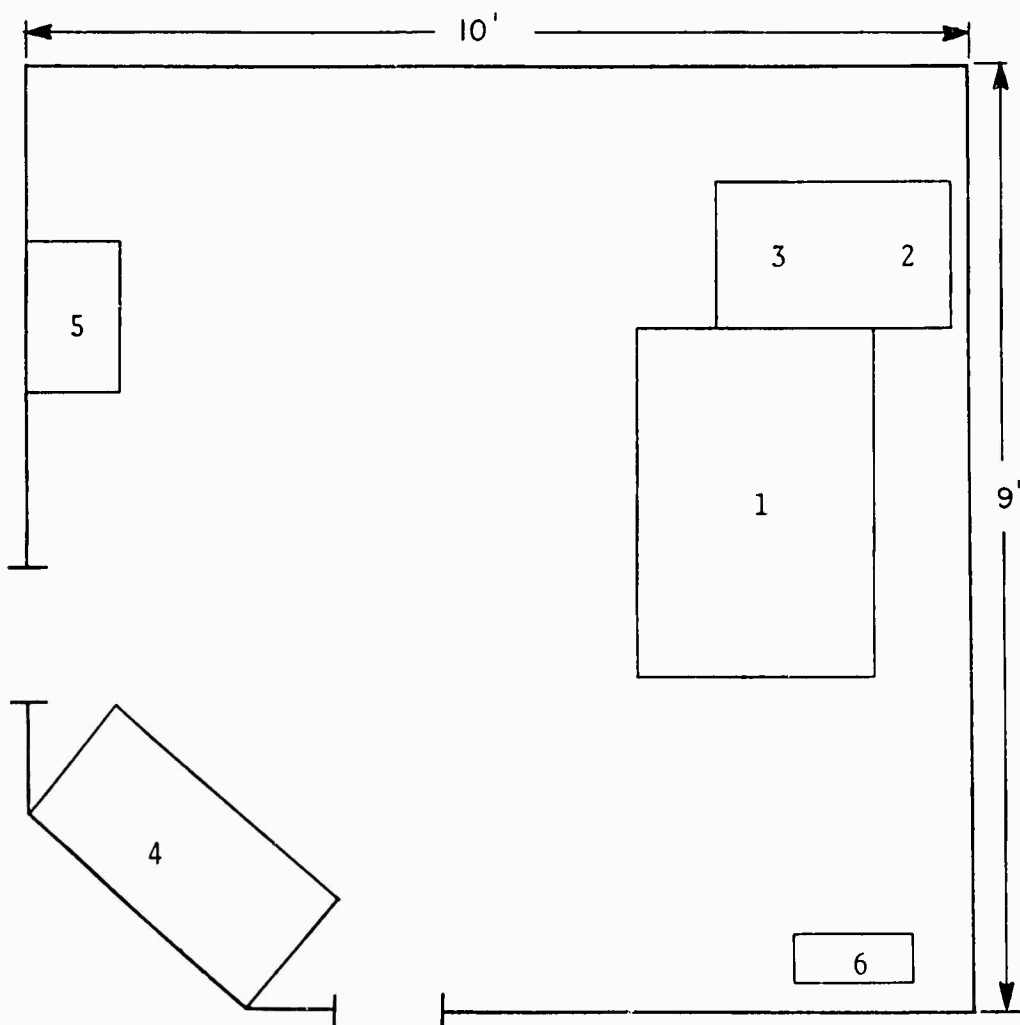
MEDICAL ADMINISTRATION

LOCATION: 2-96-4-Q

FLOOR PLAN: Not to scale

EQUIPMENT:

- 1-Desk
- 2-Book rack
- 3-File
- 4-Bookcase
- 5-Sink
- 6-Key cabinet

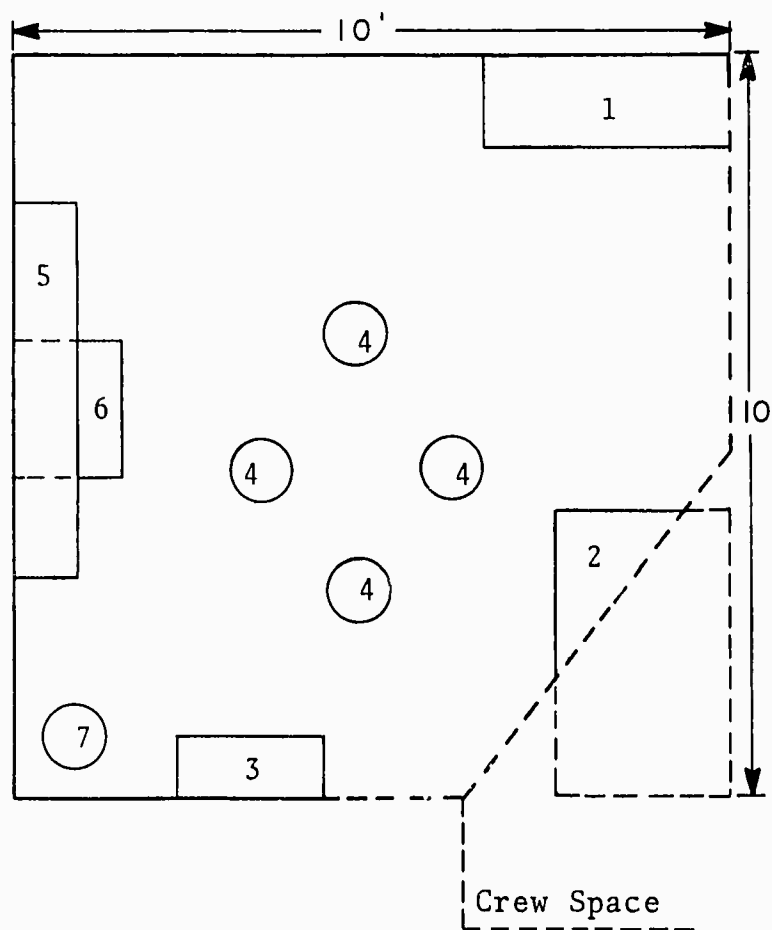


BATTLE DRESSING STATION #1

LOCATION: 2-36-0-L

FLOOR PLAN: Not to scale

- EQUIPMENT:  
1-Cabinets  
2-Water tank  
3-Sink  
4-Lamps  
5-Dressing table  
6-Folding table  
7-Water heater





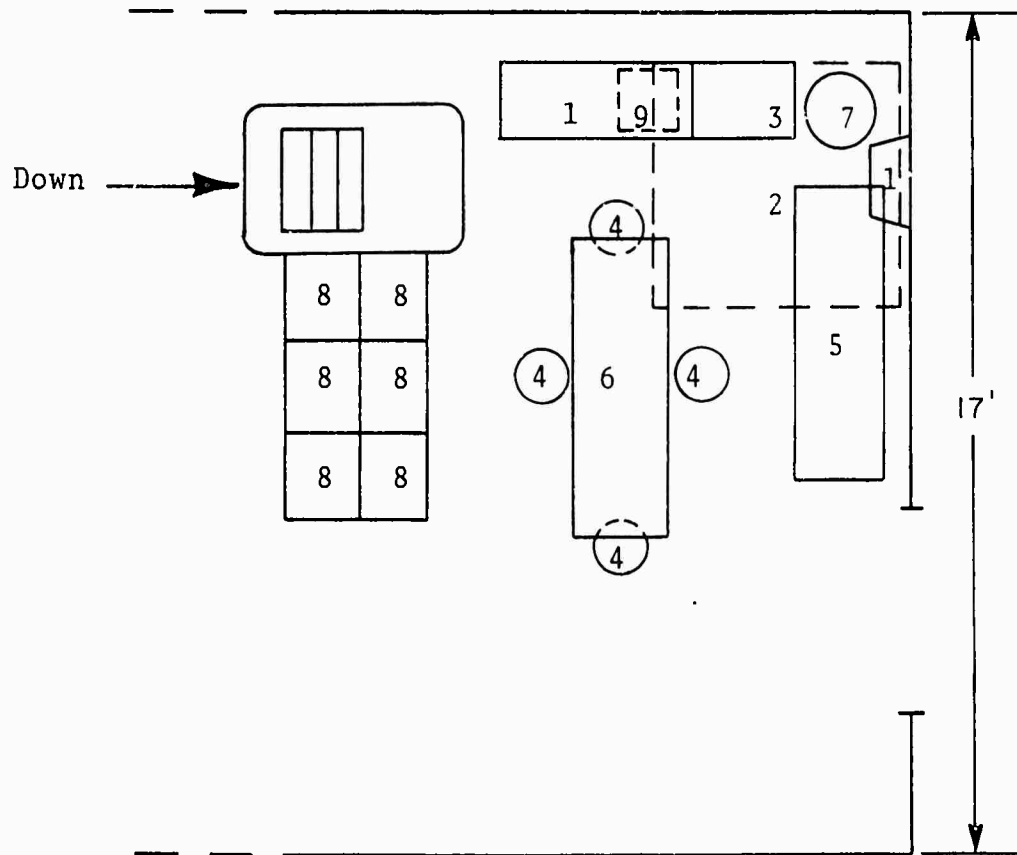
BATTLE DRESSING STATION #2

LOCATION: 2-184-1-L

FLOOR PLAN: Not to scale

EQUIPMENT:

- 1-Cabinets
- 2-Water tank
- 3-Sink
- 4-Lamps
- 5-Dressing table
- 6-Folding table
- 7-Water heater
- 8-Lockers
- 9-Sterilizer



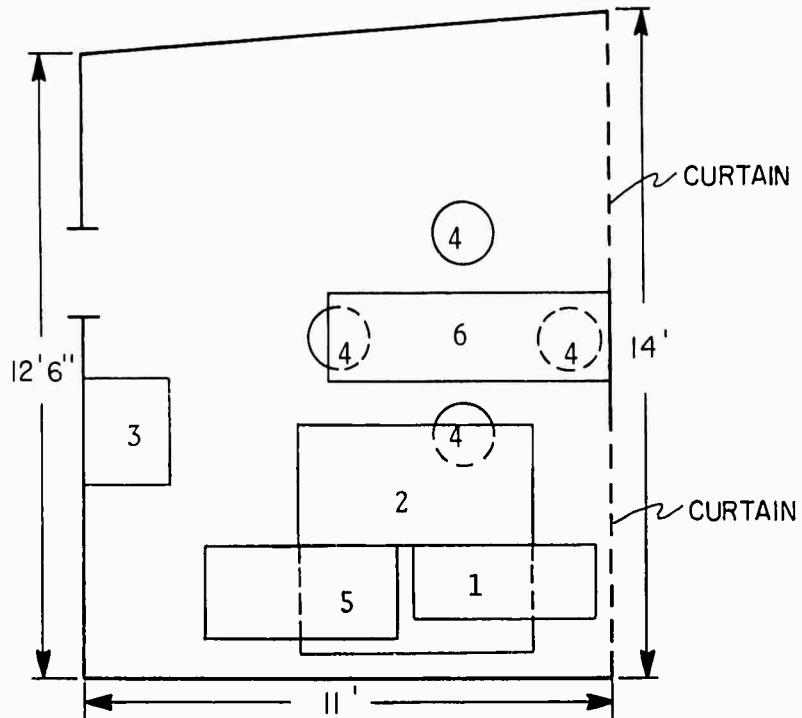
BATTLE DRESSING STATION #3

LOCATION: 2-232-2-L

FLOOR PLAN: Not to scale

EQUIPMENT:

- 1-Lockers
- 2-Water tank (overhead)
- 3-Sink
- 4-Lamps
- 5-Dressing table
- 6-Folding OR table



COMPLEMENT:

<u>SPECIALTY</u>	<u>RANK OR RATE</u>
2100 G.M.O.	LT
2200 Dental	LT
8406 Aviation Med	HMC
8482 Pharmacy	HM1
8483 OR	HM2
0000 Dental	DT2

STATUS OF OUTSTANDING SHIPALTS:

Acoustical insulation on overhead in Medical Office and Ward - pending.

SIZE AND LOCATION OF BREAKOUT AREA FOR SURGICAL BLOCK:

Upper vehicle stowage - Well Deck.

STOWAGE NEAR HELO PAD FOR REPLACEMENT LITTERS AND BLANKETS:

None

**UNCLASSIFIED**

**INVENTORY OF  
THE MEDICAL CAPABILITY  
OF THE  
USS CORONADO  
LPD-11**

TABLE OF CONTENTS

<u>Item</u>	<u>Page No.</u>
Tactical Mission	1
Medical Mission	1
Medical Assets	1
Casualty Flow	1
Significant Deficiencies	1
Major Medical Space Overview	2
Triage Area	3
Operating Room	4
Minor Surgery Room	5
Primary Ward	6
Dental Operating Room	7
Medical Administration	8
Laboratory	9
X-Ray	9
Sterilization Room	9
Medical Supply	9
Battle Dressing Station #1	10
Battle Dressing Station #2	11
Battle Dressing Station #3	12
Complement	13
Status of Outstanding Shipalts	13
Size and Location of Breakout Area for Surgical Block	13
Stowage Near Helo Pad for Replacement Litters and Blankets	13



TACTICAL MISSION:

See NWIP 11

MEDICAL MISSION:

- (1) Medical care for ship's crew
- (2) Medical support to other ships
- (3) Medical support for embarked non-crew personnel
- (4) Casualty receiving/evacuation

MEDICAL ASSETS:

Asset	Normal Use/Type	Remarks
Triage Area	Main Mess	Mess tbls; Port X-Ray
Operating Room (s)	Operating Room	Too small
Non-Ded OR(s)		None
Minor Surgery Room	Dress & treat, Pharm	Not usable as OR
Primary Ward	Ward	16 Beds
Overflow Ward(s)		None designated
Quiet Room(s)		Part of Primary Ward
Intensive Care Unit		None
X-Ray	Portable	Plus aux. equipment
Physiotherapy		None
Pharmacy		In Minor Surgery
Blood Storage		None
Morgue		None
Dental OR	Ritter, Model C	Complete unit
Dental X-Ray	SS White Spacesaver	In Dental OR
Laboratory	Laboratory	Standard lab
Admin. Office	Medical Admin.	Remote location
Supply Room	3 Storerooms	No central med. sup.
Battle Dressing Stations	Standard	3 each

CASUALTY FLOW:

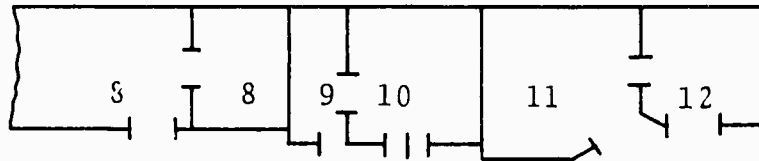
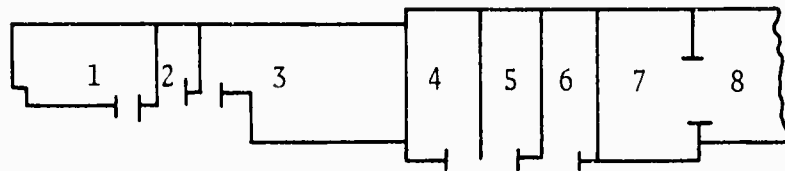
- (1) Helicopter platform on Main Deck to adjacent triage area on Main Deck to general purpose elevator to Second Deck to primary medical space.
- (2) Boat in Well Deck to general purpose elevator, to triage on Main Deck to elevator to Second Deck to primary medical space.

SIGNIFICANT DEFICIENCIES:

- (1) Operating Room is too small. It is crowded with an unnecessary sink and cabinets.
- (2) Medical spaces are noisy and poorly laid out.
- (3) Equipment lists are deficient. They lack essential minor surgery equipment but have an excess of non-essential equipment.

MAJOR MEDICAL SPACE OVERVIEW

<u>REFERENCE:</u>	<u>LOCATION:</u>	<u>FACILITY:</u>
1	2-154-2-A	Medical Storeroom
2	2-152-2-Q	Cleaning Gear Locker
3	2-144-4-L	Dental Operating Room
4	2-140-2-Q	Medical Records Office
5	2-138-2-L	X-Ray Dark Room
6	2-136-2-Q	Bacteriological Laboratory
7	2-132-4-L	Ward Bath
8	2-116-2-L	Ward & Quiet Room
9	2-113-2-L	Sterilizing Room
10	2-108-4-L	Operating Room
11	2-102-2-L	Surgical Dressing Room
12	2-96-4-Q	Medical Department Office



USS CORONADO

(Assumed to be similar to LPD-11  
LPD-13)

TRIAGE AREA

LOCATION: Main Mess Hall 1-84-0-L

FLOOR PLAN: A large area just forward of the helicopter landing area normally used for the crew and troop mess. Area exceeds 1600 square ft. of floor space.

EQUIPMENT:  
I-Portable X-Ray  
unit



USS CORONADO

(Assumed to be similar to LPD-11  
LPD-13)

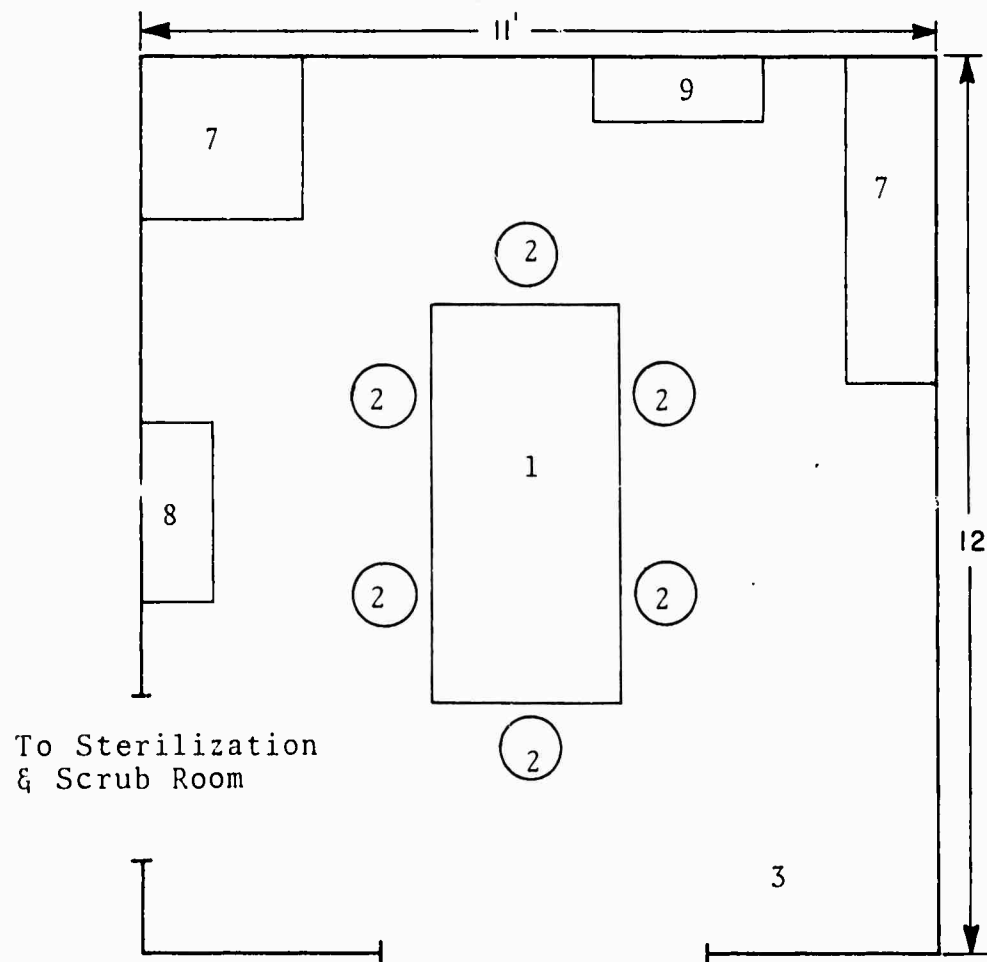
OPERATING ROOM

LOCATION: 2-108-4-L

FLOOR PLAN: Not to scale

EQUIPMENT:

- 1-Operating table
- 2-Surgical lights
- 3-Conductive floor
- \*4-3 portable suction units
- \*5-Port Bovie cauter.
- \*6-Port anesth. unit
- 7-Cabinets
- 8-Sink
- 9-X-Ray viewbox



\* Not shown on drawing

USS CORONADO

(Assumed to be similar to LPD-11  
LPD-13)

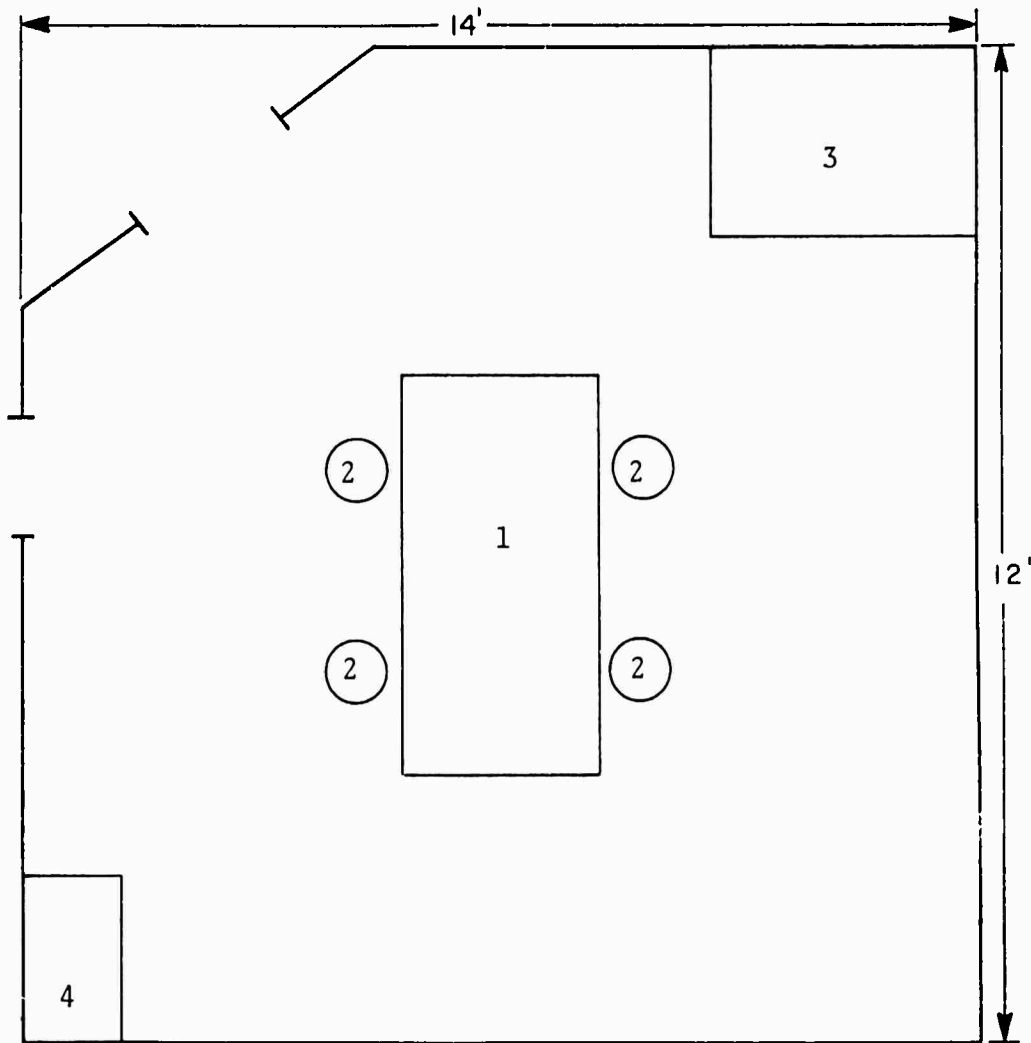
MINOR SURGERY ROOM

LOCATION: 2-102-2-L

NORMAL USE: Treatment Room and Pharmacy

FLOOR PLAN: Not to scale

EQUIPMENT:  
1-Examining table  
2-Lights  
3-Water tank  
4-Sink



USS CORONADO

LPD-11  
(Assumed to be similar to LPD-13)

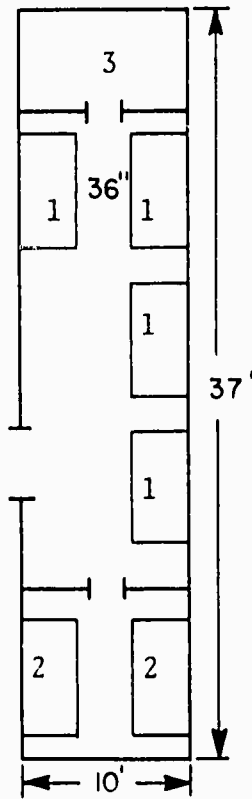
PRIMARY WARD

LOCATION: 2-116-2-1

NOTE: The quiet room is incorporated into one end of the ward.

FLOOR PLAN: Not to scale

EQUIPMENT:  
1-Bed unit-3 beds  
high  
2-Bed unit-2 beds  
high  
3-Toilet area



DENTAL OPERATING ROOM

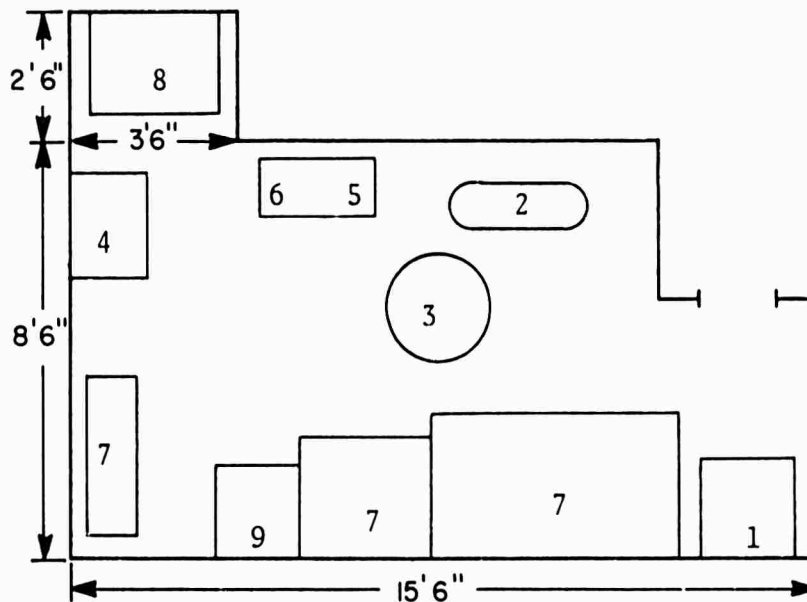
LOCATION: 2-144-4-L

NOTE: Includes Dental X-Ray and Dental Supply

FLOOR PLAN: Not to scale

EQUIPMENT:

- 1-SS White Space-saver X-Ray unit
- 2-Ritter, Model C, Type I dental operating unit
- 3-Ritter Vega Air-glide dental operating chair
- 4-Ritter Speedclave sterilizer
- 5-Torit Amalgamator
- 6-Dentsply cavitron
- 7-Cabinet
- 8-Sink
- 9-Typing stand



USS CORONADO

(Assumed to be similar to LPD-11  
LPD-13)

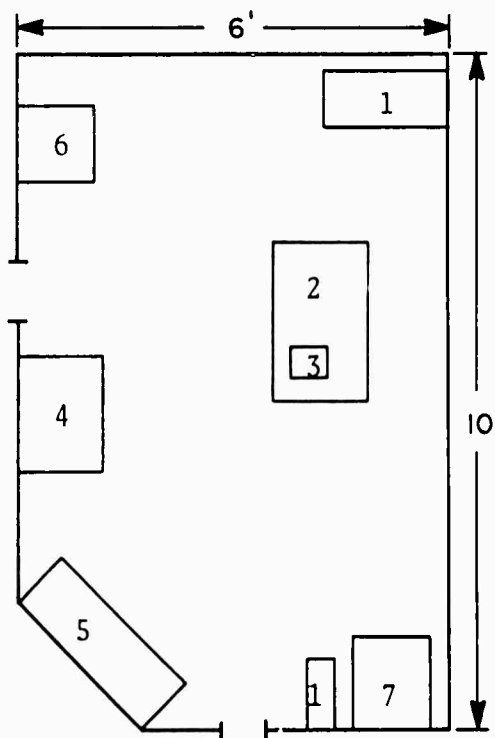
MEDICAL ADMINISTRATION

LOCATION: 2-96-4-Q

NOTE: Medical administration and medical supply administration  
are combined in this office.

FLOOR PLAN: Not to scale

EQUIPMENT:  
1-Files  
2-Desk  
3-Typewriter  
4-Table  
5-Bookcase  
6-Desk  
7-Cabinet



USS CORONADO

(Assumed to be similar to LPD-11  
LPD-13)

LABORATORY

LOCATION: 2-136-2-Q

EQUIPMENT:

1-Microscope	4-Agglutinating machine
2-Hematocrit centrifuge	5-Spectrophotometer
3-Large centrifuge	6-Milliport H <sub>2</sub> O

X-RAY

LOCATION: Portable - Dark Room 2-138-2-L

EQUIPMENT:

1-X-Ray film dryer	3-X-Ray film storage container
2-X-Ray film developer tank	4-X-Ray view box

STERILIZATION ROOM

LOCATION: 2-113-2-L

EQUIPMENT:

1-Small electric/gas autoclave  
2-Large AMSCO cylinder autoclave

MEDICAL SUPPLY

Note: Three storerooms are used for medical supplies but there is no central medical supply as such. Medical supply administration is handled through the medical administration office.

USS CORONADO

(Assumed to be similar to LPD-11  
LPD-13)

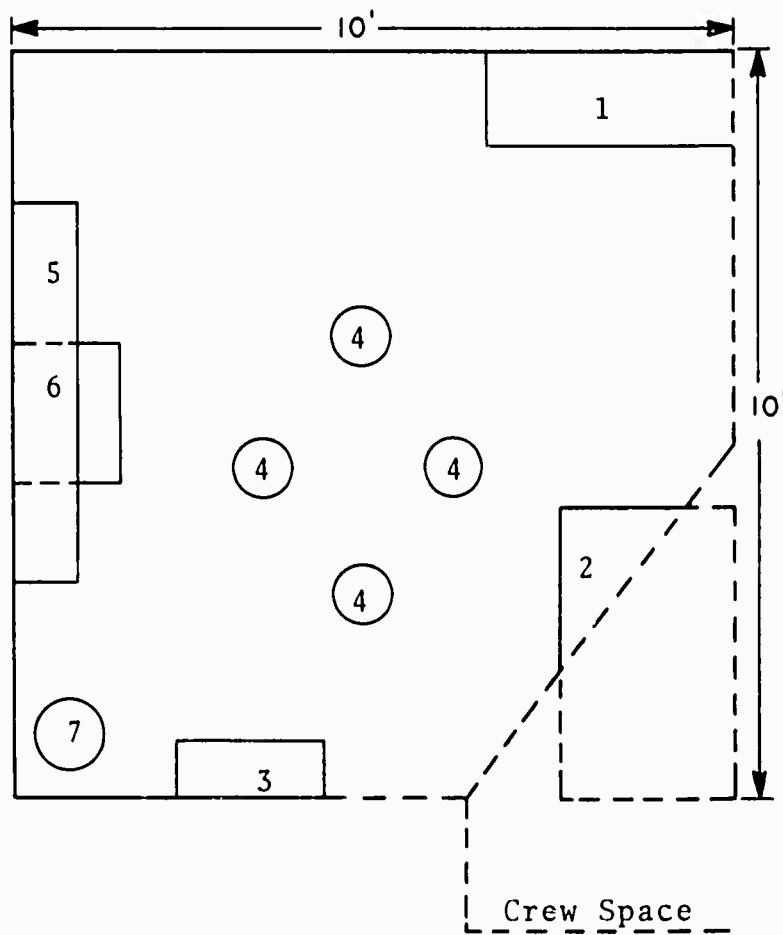
BATTLE DRESSING STATION #1

LOCATION: 2-36-U-L

FLOOR PLAN: Not to scale

EQUIPMENT:

- 1-Cabinets
- 2-Water tank (overhead)
- 3-Sink
- 4-Lamps
- 5-Dressing table
- 6-Folding table (folded)
- 7-Water heater



USS CORONADO

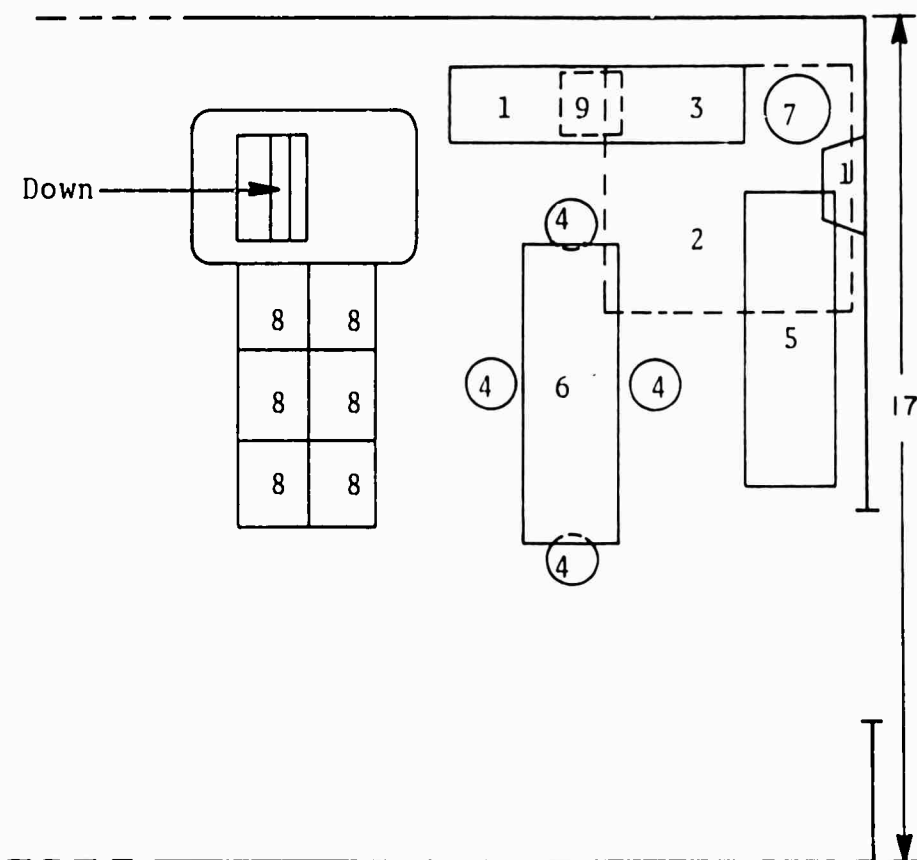
(Assumed to be similar to LPD-11  
LPD-13)

BATTLE DRESSING STATION #2

LOCATION: 2-184-1-L

FLOOR PLAN: Not to scale

- EQUIPMENT:  
1-Cabinets  
2-Water tank  
3-Sink  
4-Castle lights  
5-Dressing table  
6-Folding table  
7-Water heater  
8-Lockers  
9-Sterilizer





USS CORONADO

(Assumed to be similar to LPD-11  
LPD-13)

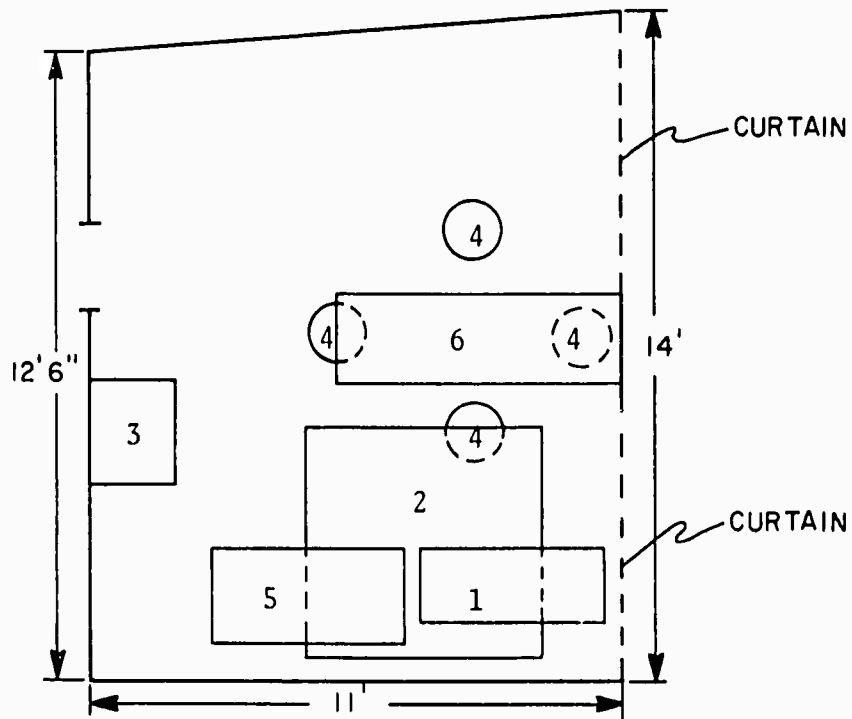
BATTLE DRESSING STATION #3

LOCATION: 2-232-2-1.

FLOOR PLAN: Not to scale

EQUIPMENT:

- 1-Lockers
- 2-Water tank(overhead)
- 3-Sink
- 4-Castle lights
- 5-Dressing table
- 6-Folding OR table



USS CORONADO

(Assumed to be similar to LPD-11  
LPD-13)

COMPLEMENT:

<u>SPECIALTY</u>	<u>RANK OR RATE</u>
2100 Med Officer	LT
8406 Aviation Med Tech	HMC
8404 Field Med Tech	HM1
8482 Pharmacy Tech	HM2
0000 Striker	SN
2200 Dental Officer	LT
0000 General	DT1

NOTE: Complement is one man too small and contains wrong specialties. It should include a Laboratory Assistant and an Operating Room Technician. There is no requirement for a Pharmacy Technician.

STATUS OF OUTSTANDING SHIPALTS:

Not determined.

SIZE AND LOCATION OF BREAKOUT AREA FOR SURGICAL BLOCK:

None necessary, as ship is not assigned a Surgical Team.

STOWAGE NEAR HELO PAD FOR REPLACEMENT LITTERS AND BLANKETS:

Stowage is provided for litters, but not blankets.

**UNCLASSIFIED**

**INVENTORY OF  
THE MEDICAL CAPABILITY  
OF THE  
USS NASHVILLE  
LPD-13**

TABLE OF CONTENTS

<u>Item</u>	<u>Page No.</u>
Tactical Mission	1
Medical Mission	1
Medical Assets	1
Casualty Flow	1
Significant Deficiencies	1
Major Medical Space Overview	2
Triage Area	3
Operating Room	4
Minor Surgery Room	5
Primary Ward	6
Dental Operating Room	7
Medical Administration	8
Laboratory	9
X-Ray	9
Sterilization Room	9
Medical Supply	9
Battle Dressing Station #1	10
Battle Dressing Station #2	11
Battle Dressing Station #3	12
Complement	13
Status of Outstanding Shipalts	13
Size and Location of Breakout Area for Surgical Block	13
Stowage Near Helo Pad for Replacement Litters and Blankets	13

TACTICAL MISSION:

See NWIP 11.

MEDICAL MISSION:

- (1) Medical care for ship's crew
- (2) Medical support to other ships
- (3) Medical support for embarked non-crew personnel
- (4) Casualty receiving/evacuation

MEDICAL ASSETS:

Asset	Normal Use/Type	Remarks
Triage Area	Main Mess	Mess tbls;Port X-Ray
Operating Room(s)	Operating Room	Too small
Non-Ded OR(s)		None
Minor Surgery Room	Dress & treat, Pharm	Not usable as OR
Primary Ward	Ward	16 Beds
Overflow Ward(s)		None designated
Quiet Room(s)		Part of Primary Ward
Intensive Care Unit		None
X-Ray	Portable	Plus aux. equipment
Physiotherapy		None
Pharmacy		In Minor Surgery
Blood Storage		None
Morgue		None
Dental OR	Ritter, Model C	Complete unit
Dental X-Ray	SS White Spacesaver	In Dental OR
Laboratory	Laboratory	Standard lab
Admin. Office	Medical Admin.	Remote location
Supply Room	3 Storerooms	No central med. sup.
Battle Dressing Stations	Standard	3 each

CASUALTY FLOW:

- (1) Helicopter platform on Main Deck to adjacent triage area on Main Deck to general purpose elevator to Second Deck to primary medical space.
- (2) Boat in Well Deck to general purpose elevator, to triage on Main Deck to elevator to Second Deck to primary medical space.

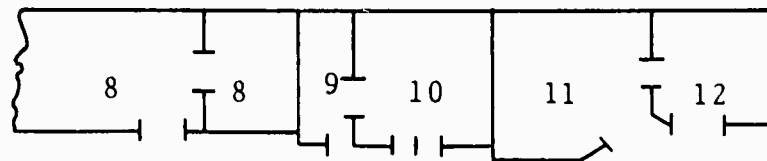
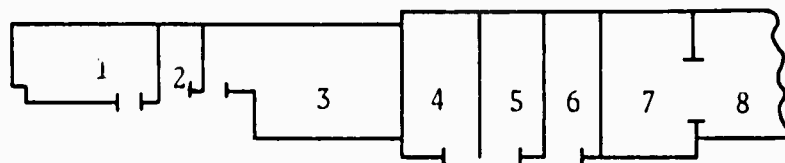
SIGNIFICANT DEFICIENCIES:

- (1) Operating Room is too small. It is crowded with an unnecessary sink and cabinets.
- (2) Medical spaces are noisy and poorly laid out.
- (3) Equipment lists are deficient. They lack essential minor surgery equipment, but have an excess of non-essential equipment.



MAJOR MEDICAL SPACE OVERVIEW

<u>REFERENCE:</u>	<u>LOCATION:</u>	<u>FACILITY:</u>
1	2-154-2-A	Medical Storeroom
2	2-152-2-Q	Cleaning Gear Locker
3	2-144-4-L	Dental Operating Room
4	2-140-2-Q	Medical Records Office
5	2-138-2-L	X-Ray Dark Room
6	2-136-2-Q	Bacteriological Laboratory
7	2-132-4-L	Ward Bath
8	2-116-2-L	Ward & Quiet Room
9	2-113-2-L	Sterilizing Room
10	2-108-4-L	Operating Room
11	2-102-2-L	Surgical Dressing Room
12	2-96-4-Q	Medical Department Office



TRIAGE AREA

LOCATION: Main Mess Hall 1-84-0-L

FLOOR PLAN: A large area just forward of the helicopter landing area normally used for the crew and troop mess. Area exceeds 1600 square ft. of floor space.

EQUIPMENT:  
1-Portable X-Ray  
unit

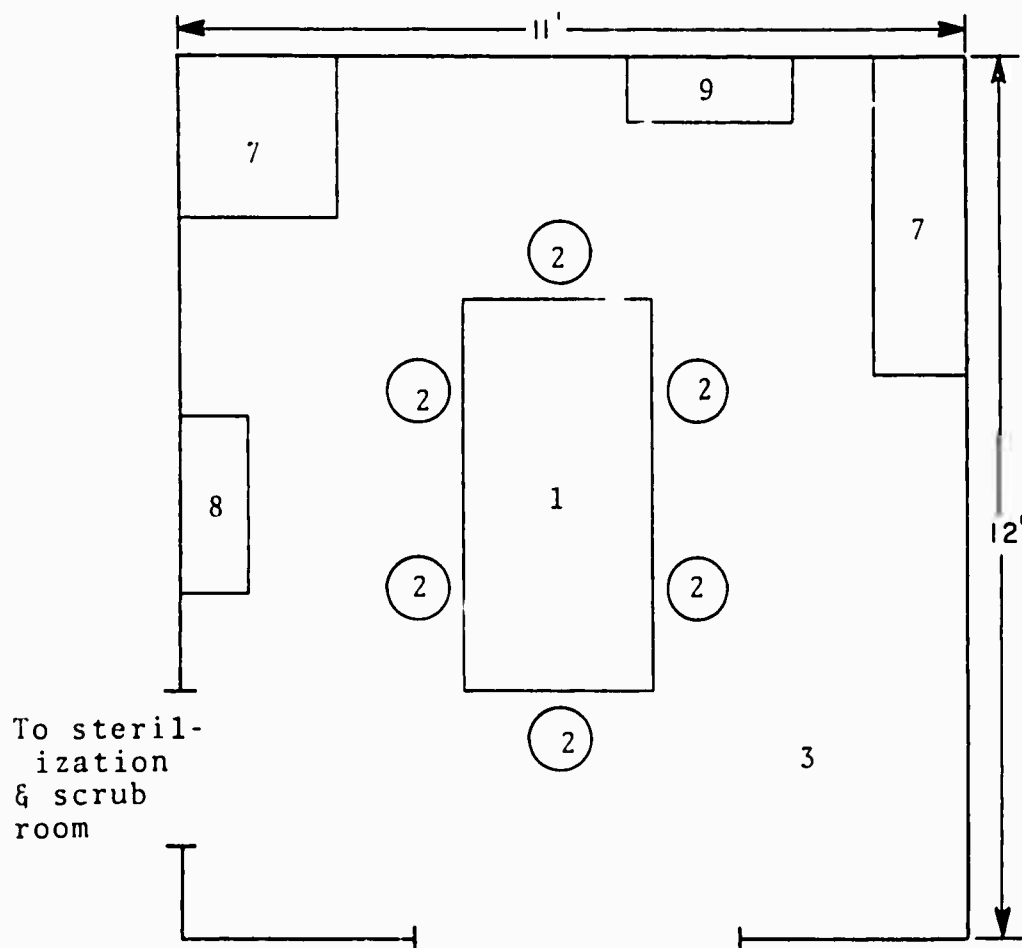
OPERATING ROOM

LOCATION: 2-108-4-L

FLOOR PLAN: Not to scale

EQUIPMENT:

- 1-Operating table
- 2-Surgical lights
- 3-Conductive floor
- \*4-3 portable suction units
- \*5-Port Bovie cauter.
- \*6-Port anesthes. unit
- 7-Cabinets
- 8-Sink
- 9-X-Ray viewbox



\* Not shown on drawing



MINOR SURGERY ROOM

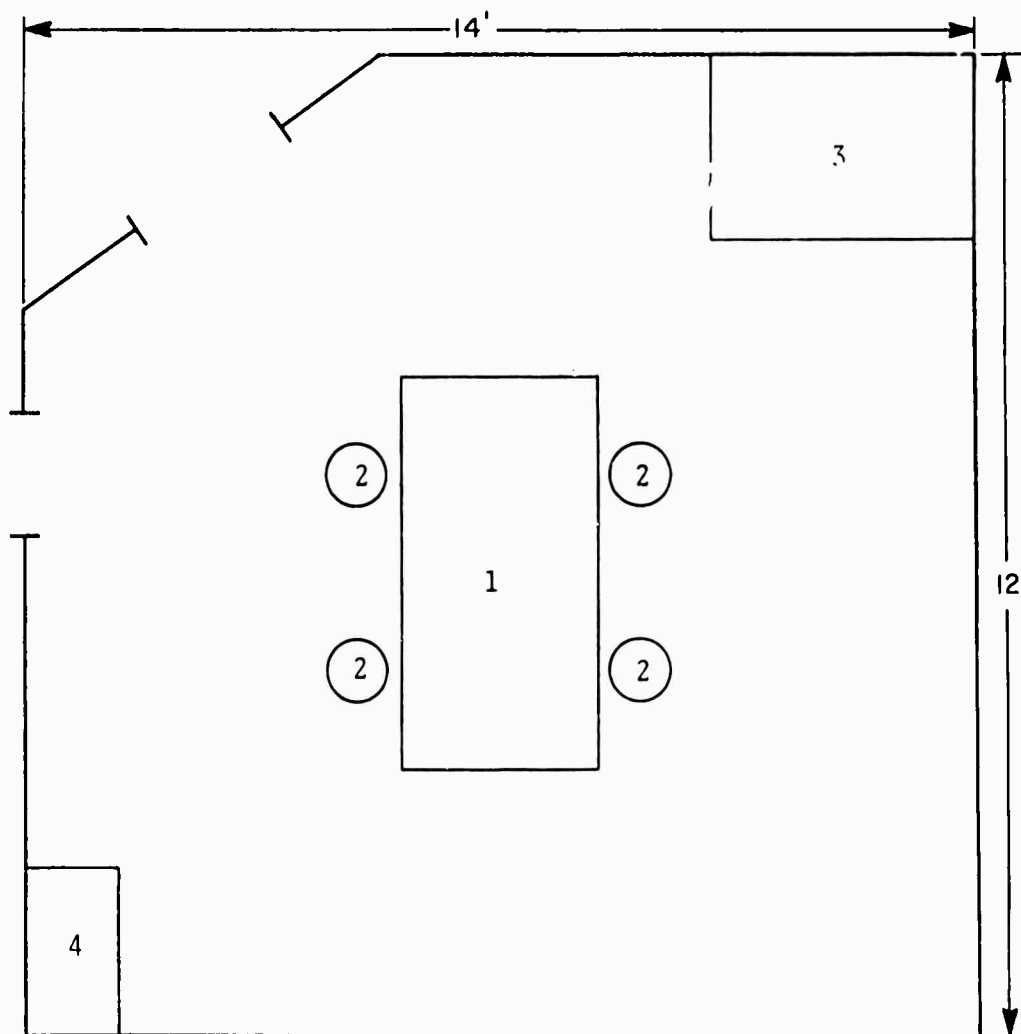
LOCATION: 2-102-2-L

NORMAL USE: Treatment Room and Pharmacy

FLOOR PLAN: Not to scale

EQUIPMENT:

- 1-Examining table
- 2-Lights
- 3-Water tank
- 4-Sink



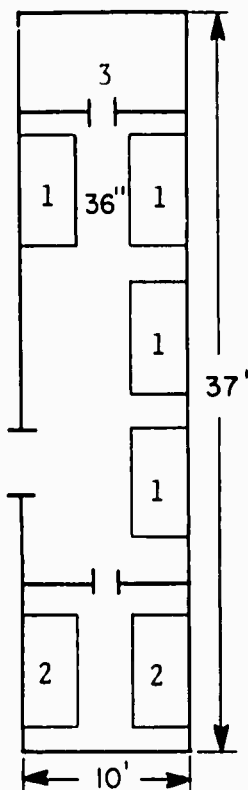
PRIMARY WARD

LOCATION: 2-116-2-L

NOTE: The quiet room is incorporated into one end of the ward.

FLOOR PLAN: Not to scale

EQUIPMENT:  
1-Bed unit-3 beds  
high  
2-Bed unit-2 beds  
high  
3-Toilet area



DENTAL OPERATING ROOM

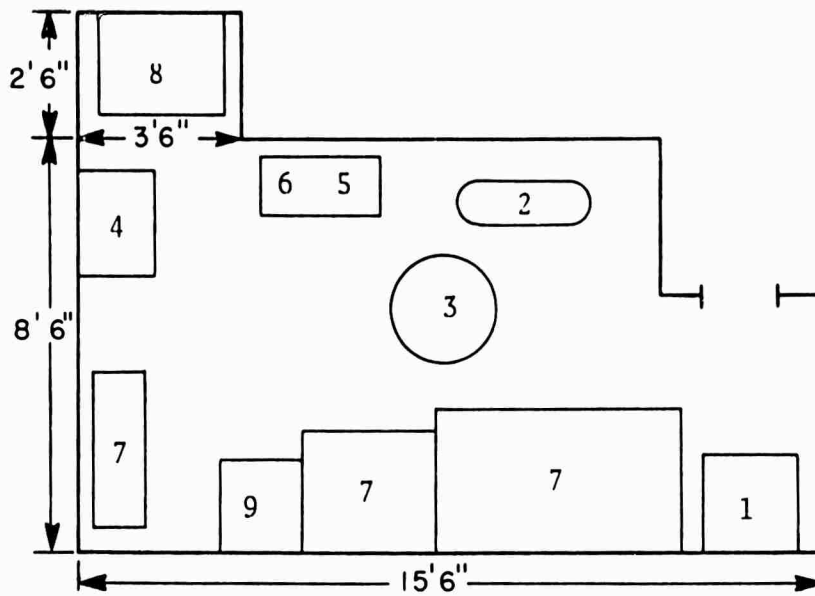
LOCATION: 2-144-4-L

NOTE: Includes Dental X-Ray and Dental Supply

FLOOR PLAN: Not to scale

EQUIPMENT:

- 1-SS White Space-saver X-Ray unit
- 2-Ritter, Model C, Type I dental operating unit
- 3-Ritter Vega Air-glide dental operating chair
- 4-Ritter Speedclave sterilizer
- 5-Torit Amalgamator
- 6-Dentsply cavitron
- 7-Cabinet
- 8-Sink
- 9-Typing stand



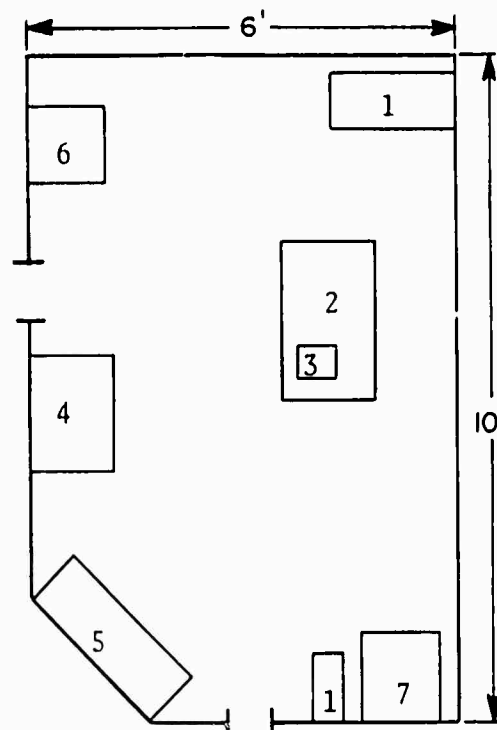
MEDICAL ADMINISTRATION

LOCATION: 2-96-4-Q

Note: Medical administration and medical supply administration are combined in this office.

FLOOR PLAN: Not to scale

- EQUIPMENT:  
1-Files  
2-Desk  
3-Typewriter  
4-Table  
5-Bookcase  
6-Desk  
7-Cabinet



LABORATORY

LOCATION: 2-136-2-Q

EQUIPMENT:

1-Microscope	4-Agglutinating machine
2-Hematocrit centrifuge	5-Spectrophotometer
3-Large centrifuge	6-Millipore H <sub>2</sub> O

X-RAY

LOCATION: Portable - Dark Room 2-138-2-L

EQUIPMENT:

1-X-Ray film dryer	3-X-Ray film storage container
2-X-Ray film developer tank	4-X-Ray view box

STERILIZATION ROOM

LOCATION: 2-113-2-L

EQUIPMENT:

1-Small electric/gas autoclave  
2-Large AMSCO cylinder autoclave

MEDICAL SUPPLY

Note: Three storerooms are used for medical supplies but there is no central medical supply as such. Medical supply administration is handled through the medical administration office.

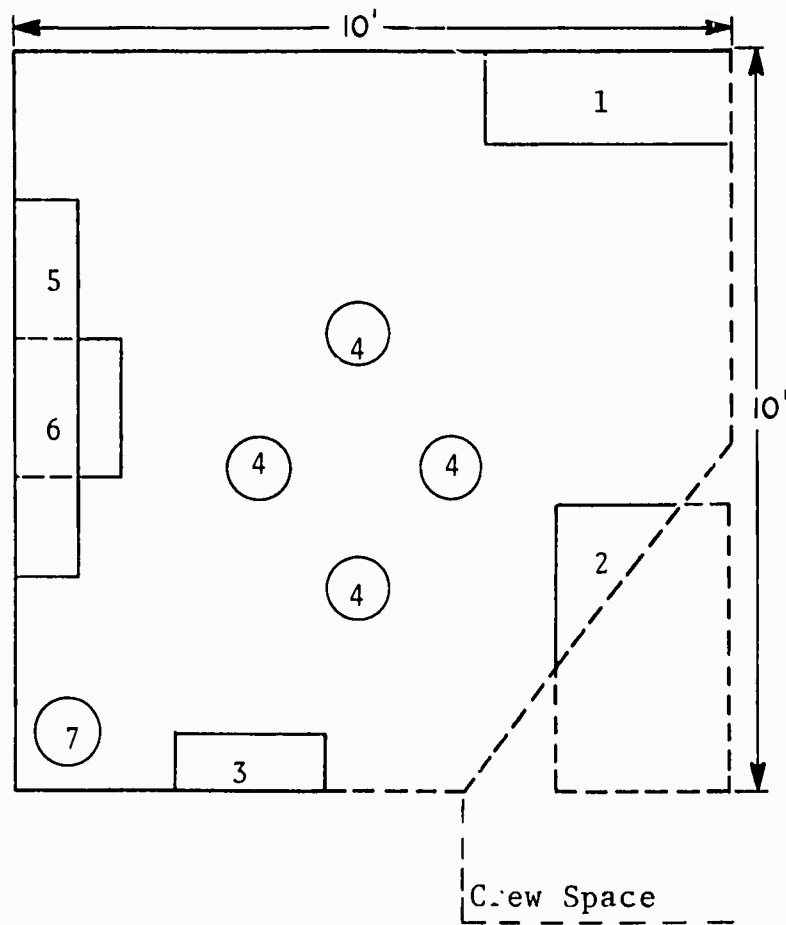
BATTLE DRESSING STATION #1

LOCATION: 2-36-0-L

FLOOR PLAN: Not to scale

EQUIPMENT:

- 1-Cabinets
- 2-Water tank (overhead)
- 3-Sink
- 4-Lamps
- 5-Dressing table
- 6-Folding table (folded)
- 7-Water heater



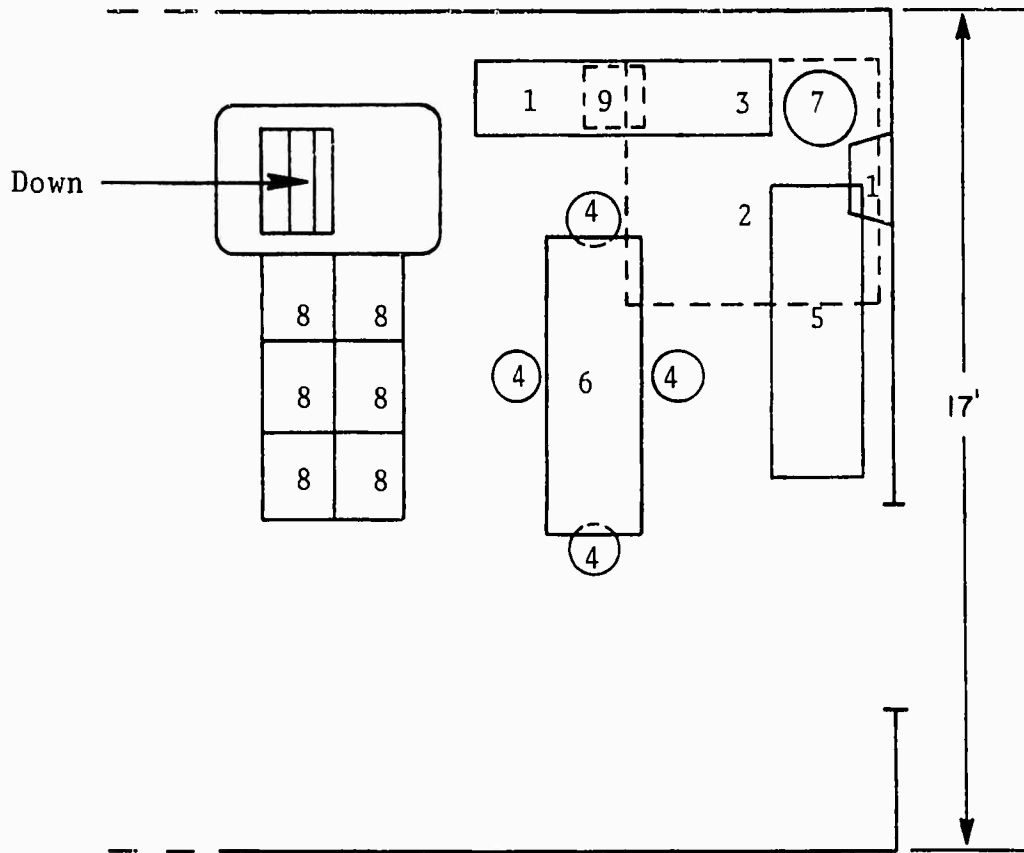
BATTLE DRESSING STATION #2

LOCATION: 2-184-1-L

FLOOR PLAN: Not to scale

EQUIPMENT:

- 1-Cabinets
- 2-Water tank
- 3-Sink
- 4-Castle lights
- 5-Dressing table
- 6-Folding table
- 7-Water heater
- 8-Lockers
- 9-Sterilizer



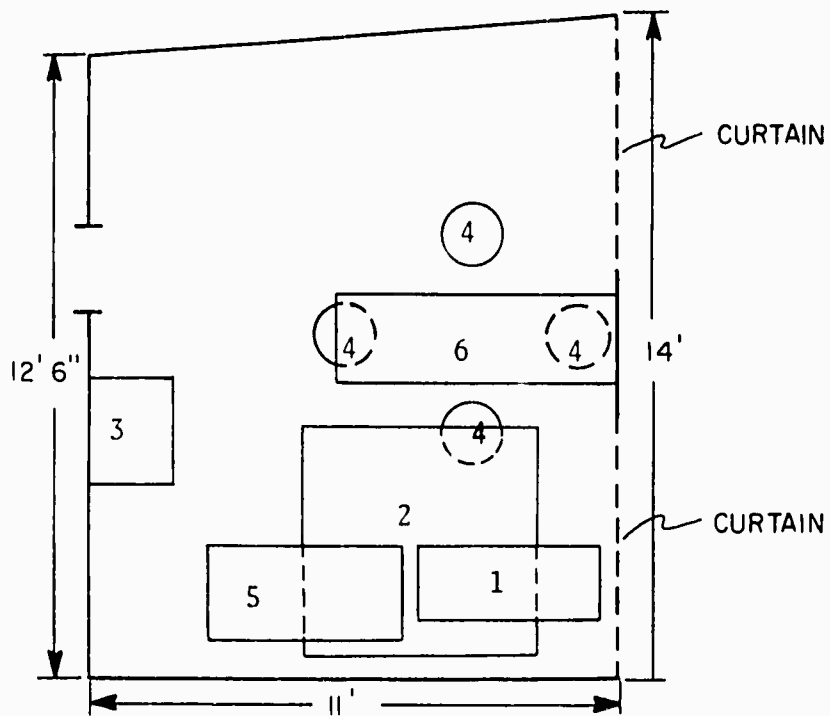
BATTLE DRESSING STATION #3

LOCATION: 2-232-2-1.

FLOOR PLAN: Not to scale

EQUIPMENT:

- 1-Lockers
- 2-Water tank (overhead)
- 3-Sink
- 4-Castle lights
- 5-Dressing table
- 6-Folding OR table





COMPLEMENT:

<u>SPECIALTY</u>	<u>RANK OR RATE</u>
2100 Med Officer	LT
8406 Aviation Med Tech	HMC
8404 Field Med Tech	HM1
8482 Pharmacy Tech	HM2
0000 Striker	SN
2200 Dental Officer	LT
0000 General	DT1

NOTE: Complement is one man too small and contains wrong specialties. It should include a Laboratory Assistant and an Operating Room Technician. There is no requirement for a Pharmacy Technician.

STATUS OF OUTSTANDING SHIPALTS:

All authorized alterations are being accomplished.

SIZE AND LOCATION OF BREAKOUT AREA FOR SURGICAL BLOCK:

None necessary, as ship is not assigned a Surgical Team.

STOWAGE NEAR HELO PAD FOR REPLACEMENT LITTERS AND BLANKETS:

Stowage is provided for litters, but not blankets.

**UNCLASSIFIED**

**INVENTORY OF  
THE MEDICAL CAPABILITY  
OF THE  
USS FORT MANDAN  
LSD-21**

**UNCLASSIFIED**

TABLE OF CONTENTS

<u>Item</u>	<u>Page No.</u>
Tactical Mission	1
Medical Mission	1
Medical Assets	1
Casualty Flow	1
Significant Deficiencies	1
Major Medical Space Overview	2
Triage Area	3
Minor Surgery Area	4
Primary Ward	5
Medical Administration	6
Medical Supply (Forward)	7
Medical Supply (Aft)	8
Battle Dressing Station #1	9
Battle Dressing Station #2	10
Complement	11
Status of Outstanding Shipalts	11
Size and Location of Area for Breakout of Surgical Block	11
Stowage Near Helo Pad for Replacement Litters and Blankets	11

TACTICAL MISSION:

See NWIP 11

MEDICAL MISSION:

- (1) Medical care for ship's crew
- (2) Medical support for embarked non-crew personnel
- (3) Casualty receiving/evacuation

MEDICAL ASSETS:

Assets	Normal Use/Type	Remarks
Triage Area	Well Deck	30 ft. Overhead
Operating Room(s)		None
Non-Ded OR(s)		None
Minor Surgery Room	Main BDS	
Primary Ward	Sickbay Ward	6 Beds
Overflow Ward(s)		None
Quiet Room(s)		None
Intensive Care Unit		None
X-Ray		None
Physiotherapy		None
Pharmacy	Main BDS	
Blood Storage		None
Morgue	Food Storage Refrig.	
Dental OR		None
Dental X-Ray		None
Laboratory		None
Admin. Office	Main BDS	
Supply Room	Medical Supply	One Fore, One Aft
Battle Dressing Stations	Main BDS/Sickbay Designated BDS	

CASUALTY FLOW:

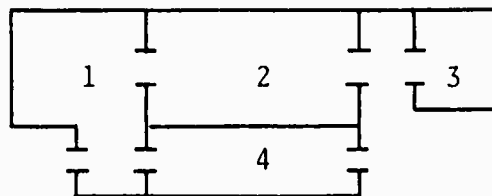
- (1) From helo pad, down steep ladder, along port side, up short ladder, through crew's lounge to Sick Bay.
- (2) By boat, to Main Deck port side, then follow same route as above.

SIGNIFICANT DEFICIENCIES:

Need third Battle Dressing Station.

MAJOR MEDICAL SPACE OVERVIEW

<u>REFERENCE</u>	<u>LOCATION</u>	<u>FACILITY</u>
1	A 0101 AL	Dispensary & Exam. Room
2	A 0101 AL	Ward
3	A 0101 AL	Sick Bay Wash Room
4	A 0101 AL	Doctors & Clerical Office



USS FORT MANDAN

LSD-21

TRIAGE AREA

LOCATION: Well Deck

FLOOR PLAN: Open Deck

EQUIPMENT:

- 1-Pole litters
- 2-IV supports
- 3-Portable medical  
locker

MINOR SURGERY AREA

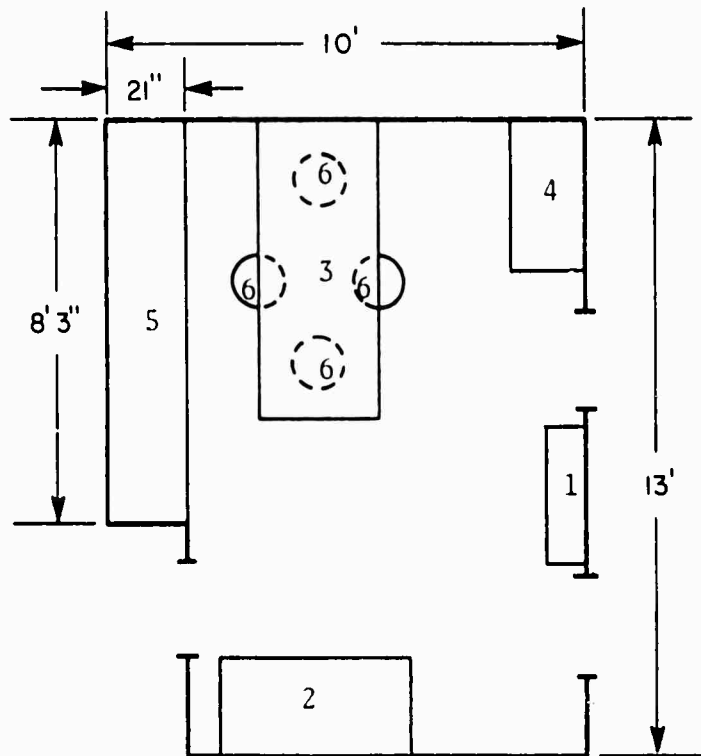
LOCATION: A 0101 AL

NORMAL USE: Main Battle Dressing Station/Sick Bay

FLOOR PLAN:

EQUIPMENT:

- 1-Autoclave
- 2-Sink
- 3-Treatment table
- 4-Instrument table
- 5-Counter w/drawers
- 6-Castle lights



PRIMARY WARD

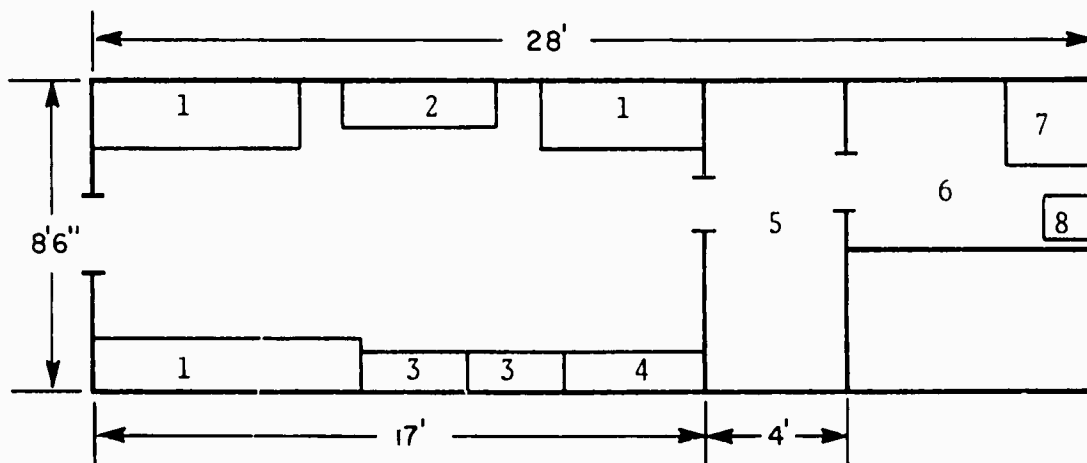
LOCATION: A 0101 AL

NORMAL USE: Sick Bay Ward

FLOOR PLAN:

EQUIPMENT:

- 1-Bunks (2 high)
- 2-Refrigerator
- 3-Patient locker
- 4-Supply locker
- 5-Storage room
- 6-Head
- 7-Shower
- 8-Sink





MEDICAL ADMINISTRATION

LOCATION: A 0101 AL

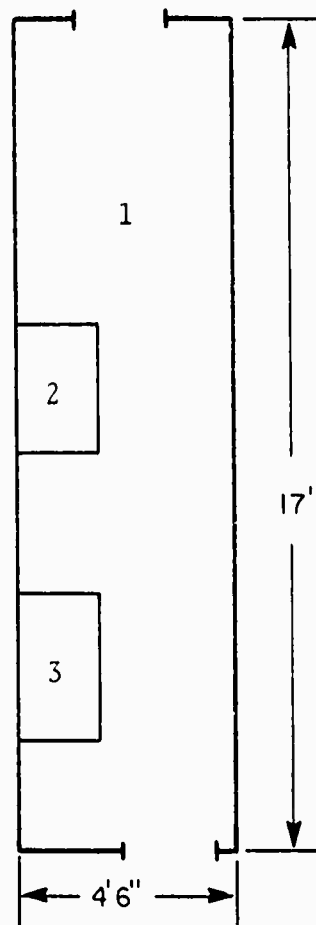
FLOOR PLAN:

EQUIPMENT:

1-Admin. area

2-Desk

3-File cabinet



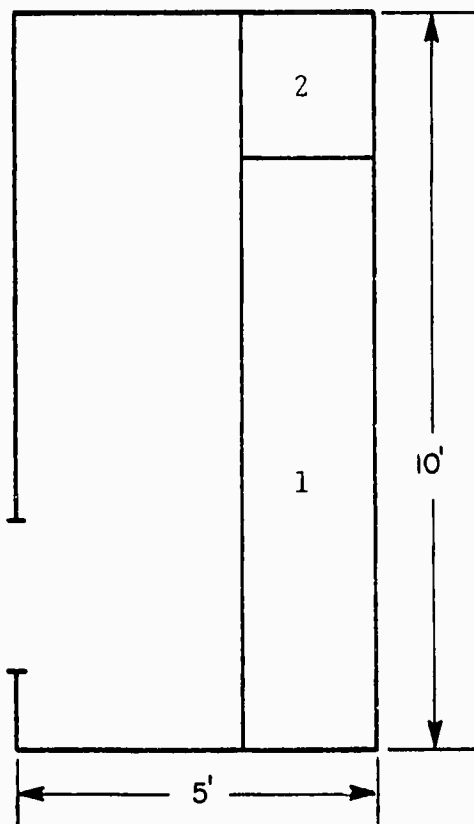
MEDICAL SUPPLY

LOCATION: A 203 1/2 L(Forward)

FLOOR PLAN:

EQUIPMENT:

- 1-Small bins
- 2-Large bins



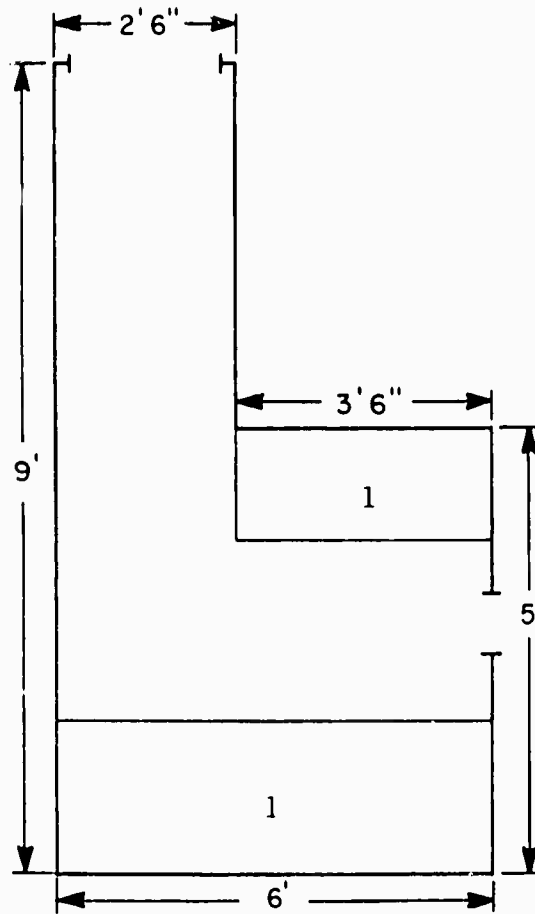
MEDICAL SUPPLY

LOCATION: B 202 AE (Aft)

FLOOR PLAN:

EQUIPMENT:

1-Storage bins



BATTLE DRESSING STATION #1

LOCATION: A 0101 AL

NORMAL USE: Sickbay and Minor Surgery Area

FLOOR PLAN: See Minor Surgery Area

EQUIPMENT:  
See Minor Surgery  
Area

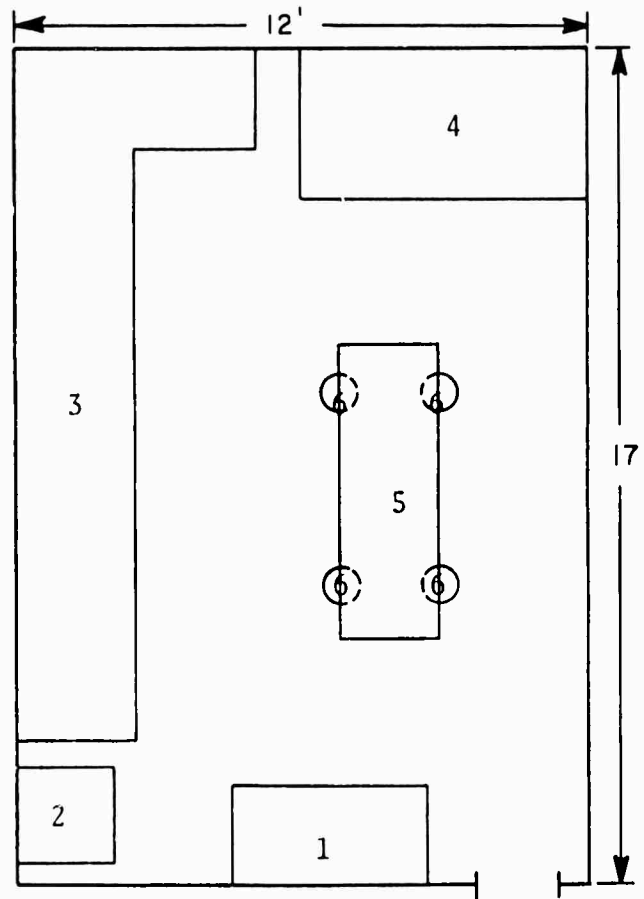
BATTLE DRESSING STATION #2

LOCATION: A 202 3/4 L

FLOOR PLAN:

EQUIPMENT:

- 1-Supply locker
- 2-Sink
- 3-Work Bench (shop)
- 4-Cleaning tank (shop)
- 5-Portable treatment table
- 6-OR lights (fixed)



USS FORT MANDAN

LSD-21

COMPLEMENT:

<u>SPECIALTY</u>	<u>RANK OR RATE</u>
8405 Ind. Duty	1 HMC
0000	1 HM1
0000	1 HM2
0000	2 HM3

STATUS OF OUTSTANDING SHIPALTS:

Not determined.

SIZE AND LOCATION OF AREA FOR BREAKOUT OF SURGICAL BLOCK:

Not determined.

STOWAGE NEAR HELO PAD FOR REPLACEMENT LITTERS AND BLANKETS:

Not determined.

**UNCLASSIFIED**

**INVENTORY OF  
THE MEDICAL CAPABILITY  
OF THE  
USS SAN MARCOS  
LSD-26**

**UNCLASSIFIED**

USS SAN MARCOS

TABLE OF CONTENTS

<u>Item</u>	<u>Page No.</u>
Tactical Mission	1
Medical Mission	1
Medical Assets	1
Casualty Flow	1
Significant Deficiencies	1
Major Medical Space Overview	2
Minor Surgery Area	3
Primary Ward	4
Overflow Ward #1	5
Overflow Ward #2	6
Medical Administration	7
Medical Supply	8
Battle Dressing Station #1	9
Battle Dressing Station #2	10
Complement	11
Status of Outstanding Shipalts	11
Size and Location of Area for Breakout of Surgical Block	11
Stowage Near Helo Pad for Replacement Litters and Blankets	11



TACTICAL MISSION:

See NWIP 11

MEDICAL MISSION:

- (1) Medical care for ship's crew
- (2) Medical support for embarked non-crew personnel

MEDICAL ASSETS:

Assets	Normal Use/Type	Remarks
Triage Area		None
Operating Room(s)		None
Non-Ded OR(s)		None
Minor Surgery Room	Main BDS	
Primary Ward	Ward	Six Beds
Overflow Ward(s)	CPO & R Div.berths	24 Beds
Quiet Room(s)		None
Intensive Care Unit		None
X-Ray		None
Physiotherapy		None
Pharmacy	Main BDS	
Blood Storage		None
Morgue	Food Storage Refrig.	
Dental OR		
Dental X-Ray		None
Laboratory	Main BDS	Routine Tests
Admin. Office	Main BDS	1 File, 1 Desk
Supply Room	Medical Supply	Full IOL
Battle Dressing Stations	1 Designated BDS 1 Main Medical space	Two total

CASUALTY FLOW:

- (1) From helo pad, down steep ladder, along port side, up short ladder, through crew's lounge to Sick Bay.
- (2) By boat, to Main Deck port side, then follow same route as above.

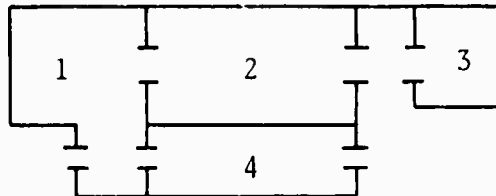
SIGNIFICANT DEFICIENCIES:

Needs third Battle Dressing Station.

MAJOR MEDICAL SPACE OVERVIEW

<u>REFERENCE</u>	<u>LOCATION</u>	<u>FACILITY</u>
1	FR 40-43	Dispensary and Examining Room
2	FR 36-40	Ward
3	FR 32-34	Sick Bay Wash Room
4	FR 36-40	Doctor's and Clerical Office

All spaces are on the 01 Level.



MINOR SURGERY AREA

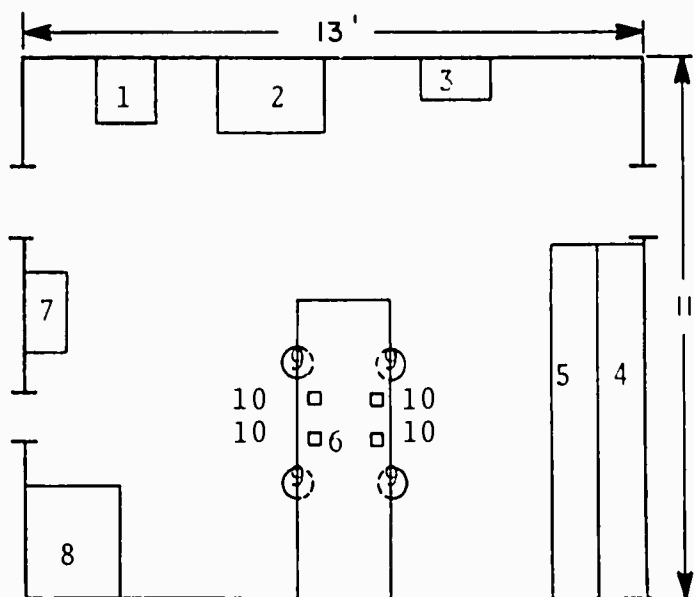
LOCATION: FR-40-43, 01 Level

NORMAL USE: Treatment Room/Main Battle Dressing Station

FLOOR PLAN: Not to scale

EQUIPMENT:

- 1-Water still
- 2-Sink
- 3-Steam sterilizer
- 4-Counter with storage
- 5-Storage cabinets
- 6-Examining table
- 7-Antidote locker
- 8-Steam autoclave
- 9-Castle lights
- 10-Battle lantern



PRIMARY WARD

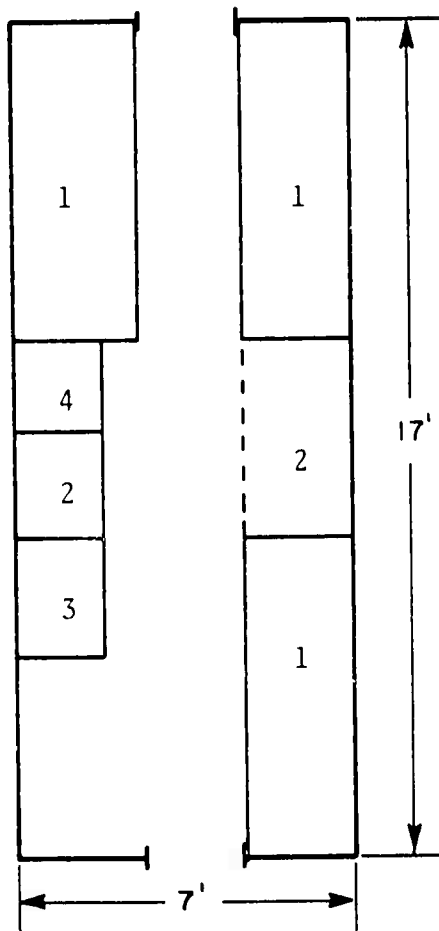
LOCATION: FR 36-40, 01 Level

NORMAL USE: Ward

FLOOR PLAN: Not to scale

EQUIPMENT:

- 1-Bunk
- 2-Cabinet
- 3-Locker
- 4-Refrigerator



OVERFLOW WARD #1

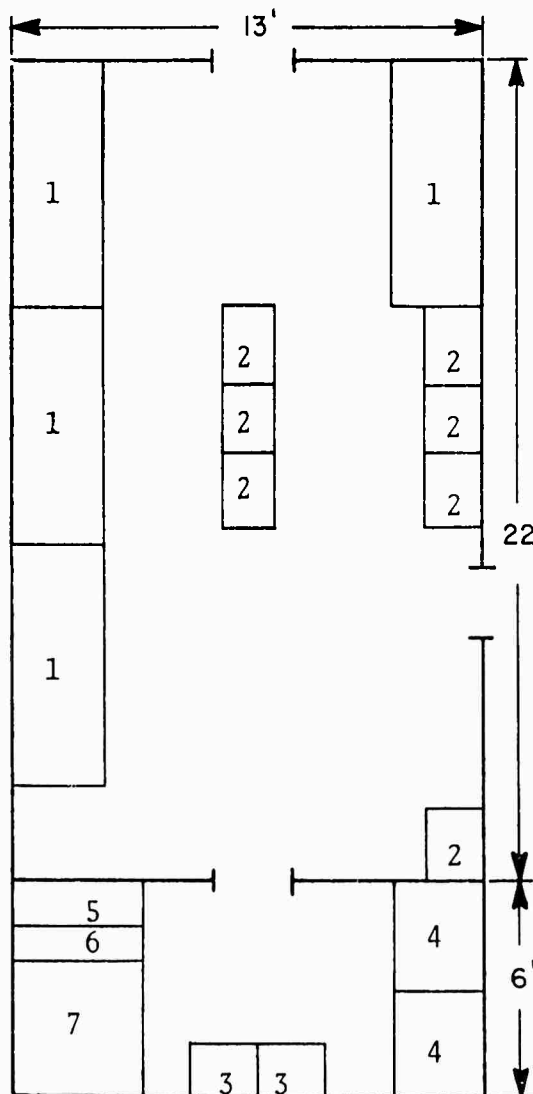
LOCATION: FR 38-43 Starboard, 01 Level

NORMAL USE: CPO Berthing

FLOOR PLAN: Not to scale

EQUIPMENT:

- 1-Bunk
- 2-Locker
- 3-Sink
- 4-Commode
- 5-Urinal
- 6-Cabinet
- 7-Shower



OVERFLOW WARD #2

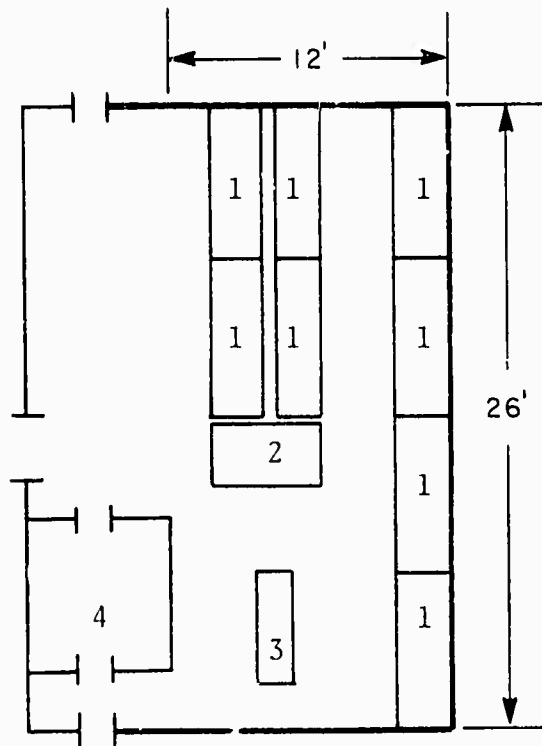
LOCATION: FR 43-50 Port side, 01 level

NORMAL USE: R Div Berthing

FLOOR PLAN: Not to scale

EQUIPMENT:

- 1-Bunk
- 2-Peacoat locker
- 3-Table
- 4-Ladder



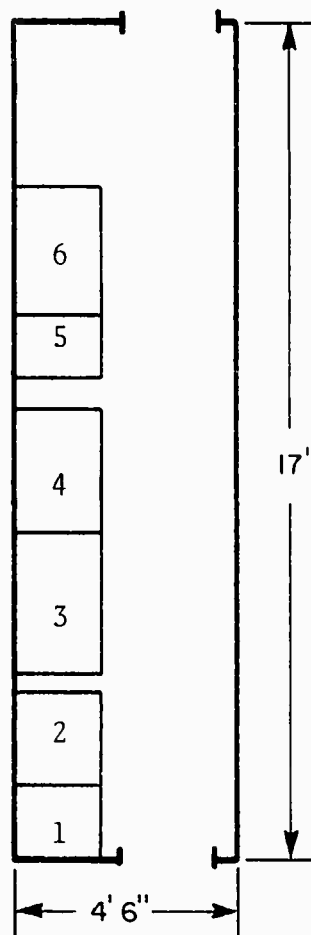
MEDICAL ADMINISTRATION

LOCATION: Main Medical space

FLOOR PLAN: Not to scale

EQUIPMENT:

- 1-Locker
- 2-Locker-safe
- 3-Desk
- 4-Counter deck
- 5-Cardex
- 6-File cabinet

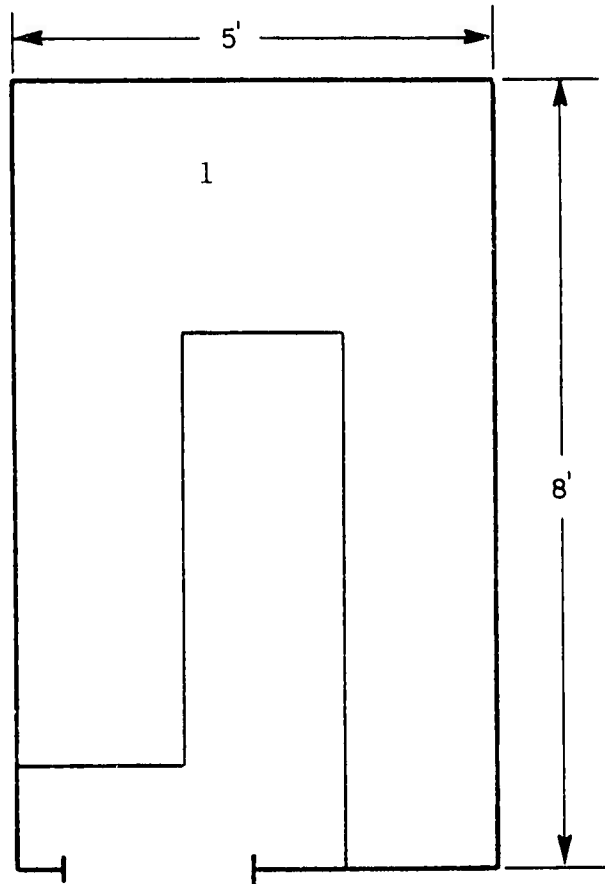


MEDICAL SUPPLY

LOCATION: 01 Level, Starboard

FLOOR PLAN: Not to scale

EQUIPMENT:  
1-Bins





USS SAN MARCOS

LSD-25

BATTLE DRESSING STATION #1

LOCATION: FR-40-43, 01 Level

NORMAL USE: Treatment Room/Main Battle Dressing Station

FLOOR PLAN: See Minor Surgery Area

EQUIPMENT:  
See Minor Surgery  
Area

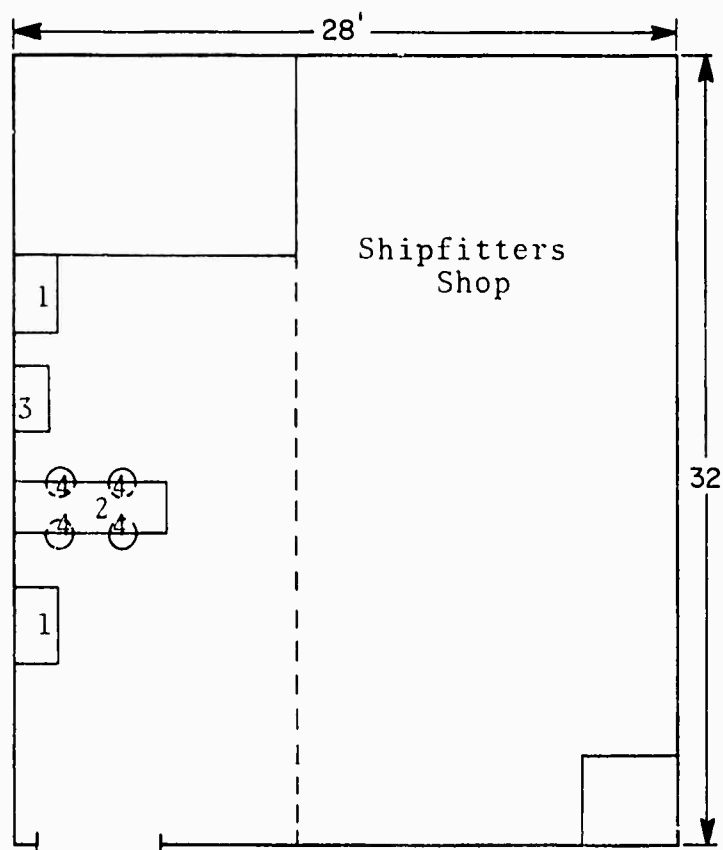
BATTLE DRESSING STATION #2

LOCATION: FR 10-16 Forward Port side, Main Deck

NORMAL USE: Shipfitter's Shop

FLOOR PLAN: Not to scale

EQUIPMENT:  
1-Cabinet  
2-Table  
3-Scrub sink  
4-Castle lights



USS SAN MARCOS

LSD-25

COMPLEMENT:

<u>SPECIALTY</u>	<u>RANK OR RATE</u>
Medical Officer	1 LT
8405 Ind. Duty	1 HMC
0000	1 HM1
0000	1 HM2
0000	2 HM3

STATUS OF OUTSTANDING SHIPALTS:

Not determined.

SIZE AND LOCATION OF AREA FOR BREAKOUT OF SURGICAL BLOCK:

Not determined.

STOWAGE NEAR HELO PAD FOR REPLACEMENT LITTERS AND BLANKETS:

Not determined.

**UNCLASSIFIED**

**INVENTORY OF  
THE MEDICAL CAPABILITY  
OF THE  
USS PLYMOUTH ROCK  
LSD-29**

**UNCLASSIFIED**

TABLE OF CONTENTS

<u>Item</u>	<u>Page No.</u>
Tactical Mission	1
Medical Mission	1
Medical Assets	1
Casualty Flow	1
Significant Deficiencies	1
Major Medical Space Overview	2
Triage Area	3
Minor Surgery Area	4
Primary Ward	5
Quiet Room	6
Medical Administration	7
Medical Supply	8
Battle Dressing Station #1	9
Battle Dressing Station #2	10
Battle Dressing Station #3	11
Complement	12
Status of Outstanding Shipalts	12
Size and Location of Area for Breakout of Surgical Block	12
Stowage Near Helo Pad for Replacement Litters and Blankets	12



TACTICAL MISSION:

See NWIP 11

MEDICAL MISSION:

- (1) Medical care for ship's crew
- (2) Medical support for embarked non-crew personnel

MEDICAL ASSETS:

Asset	Normal Use/Type	Remarks
Triage Area	Open area	No equipment
Operating Room(s)		None
Non-Ded OR(s)		None
Minor Surgery Room	Pharmacy & Treat Rm	Crowded
Primary Ward	Qtrs. for corpsmen	10 beds
Overflow Ward(s)	Troop spaces	275-300 total
Quiet Room(s)		2 Bunks
Intensive Care Unit		None
X-Ray		None
Physiotherapy		None
Pharmacy		In Minor Surgery Room
Blood Storage		None
Morgue	Crew's library	
Dental OR		None
Dental X-Ray		None
Laboratory		None
Admin. Office	Medical Admin.	2 Desks & 2 files
Supply Room	Medical Supply	Incl stores for troops
Battle Dressing Stations	Minor Surgery Rm plus two others	Standard type

CASUALTY FLOW:

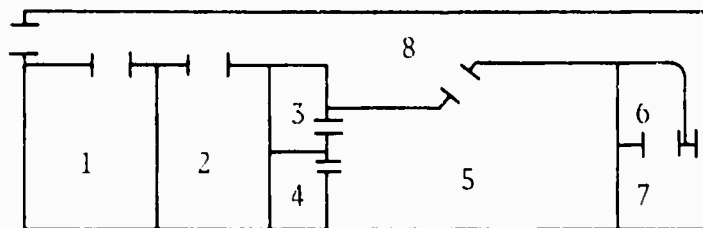
- (1) Helicopter pad, down narrow and steep ladder to starboard Main Deck to medical area.
- (2) By boat along either side, by crane to Main Deck (starboard) or 01 Deck (port). Ladders are narrow and steep with sharp turns.

SIGNIFICANT DEFICIENCIES:

- (1) Medical spaces are not air conditioned.
- (2) Portable X-Ray, laboratory and dental units are needed if ship is to have an expanded medical role.

MAJOR MEDICAL SPACE OVERVIEW

<u>REFERENCE:</u>	<u>LOCATION:</u>	<u>FACILITY:</u>
1	1-152-1-Q	Medical Department Office
2	1-127-1-Q	Pharmacy/Minor Surgery Area
3	1-124-3-L	Ward Wash Room and Water Closet
4	1-124-5-L	Utility Room
5	1-112-1-L	Ward
6	1-110-1-L	Quiet Room Wash Room and Water Closet
7	1-108-3-L	Quiet Room
8	1-108-1-L	Passage



USS PLYMOUTH ROCK

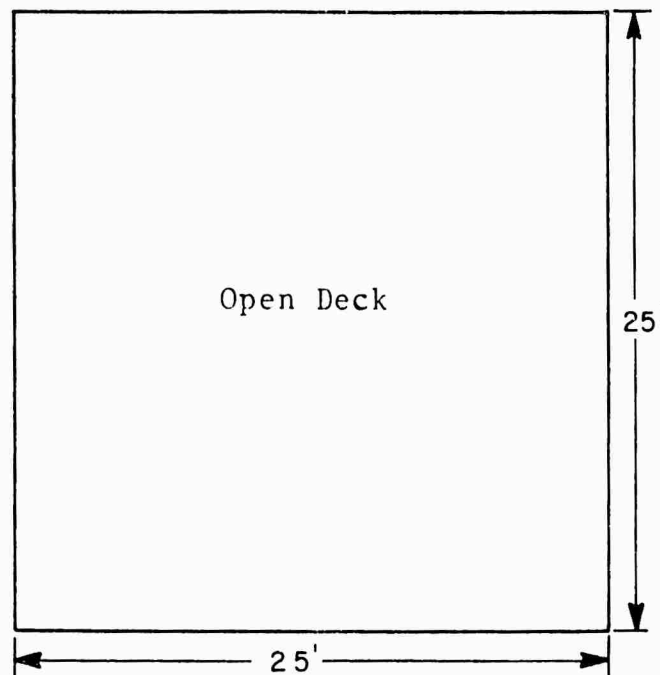
LSD-29

TRIAGE AREA

LOCATION: 02 Level aft

FLOOR PLAN: Not to scale

EQUIPMENT:  
None fixed





MINOR SURGERY AREA

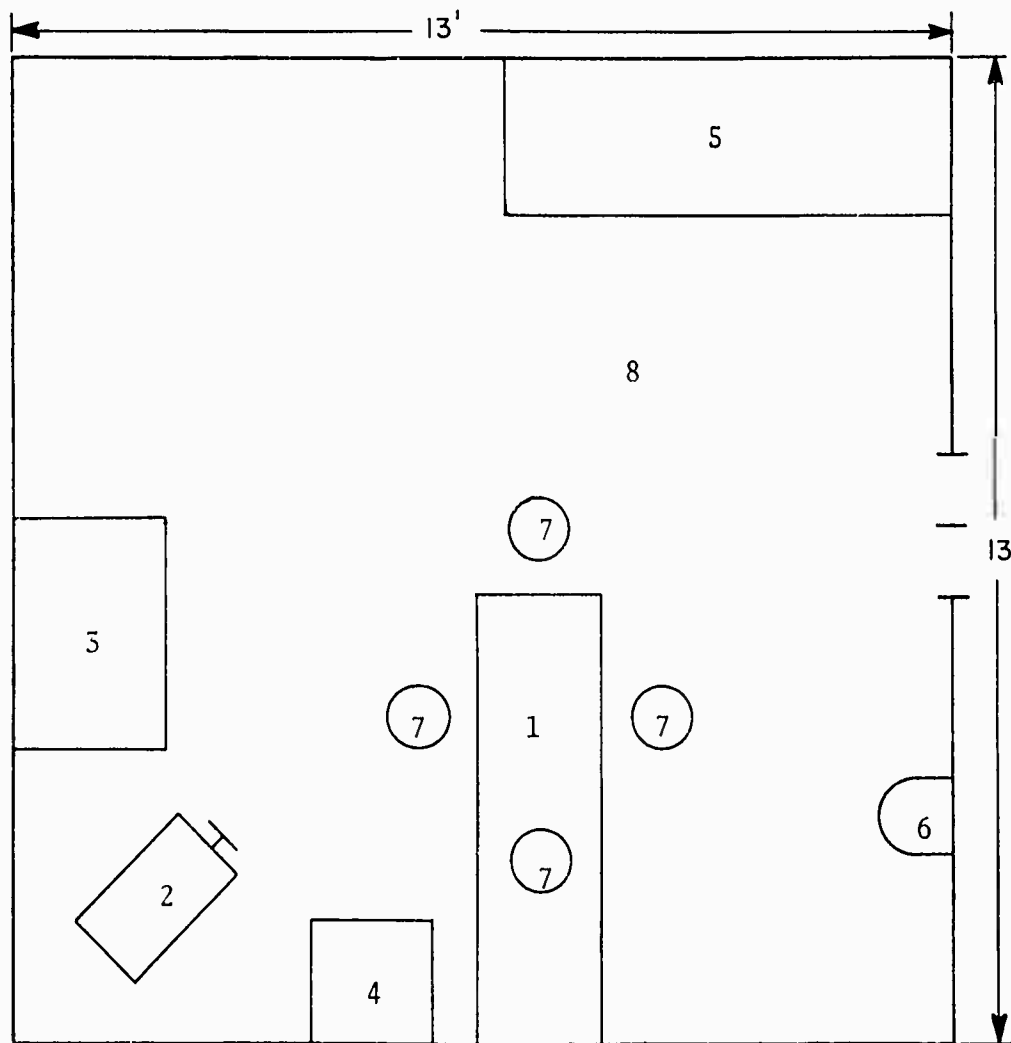
LOCATION: 1-127-1-Q

NORMAL USE: Treatment room and Pharmacy

FLOOR PLAN: Not to scale.

EQUIPMENT:

- 1-Treatment table
- 2-Autoclave
- 3-Sink
- 4-Cabinet
- 5-Counter
- 6-O<sub>2</sub> cylinder
- 7-Surgical lights
- 8-Static conductive floor covering



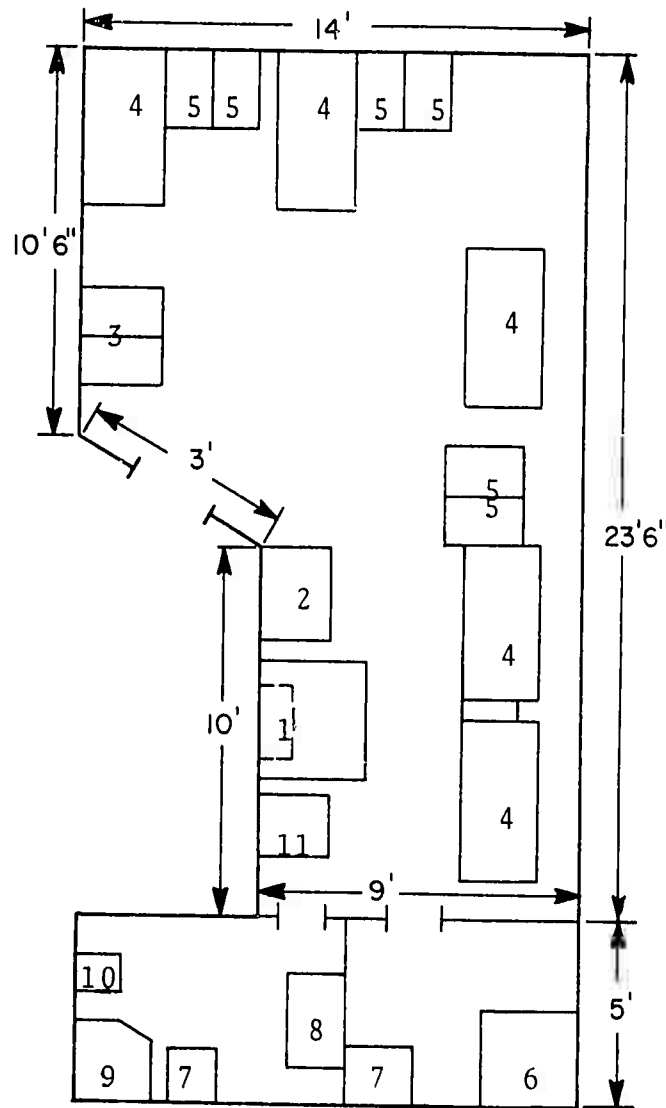
PRIMARY WARD

LOCATION: 1-112-1-L

NORMAL USE: Ward and quarters for corpsmen

FLOOR PLAN: Not to scale

- EQUIPMENT:  
1-Refrigerator  
2-Cabinet  
3-Desk  
4-Bunks (2 high)  
5-Lockers  
6-Counter  
7-Sink  
8-Commode  
9-Shower  
10-Urinal  
11-Water fountain



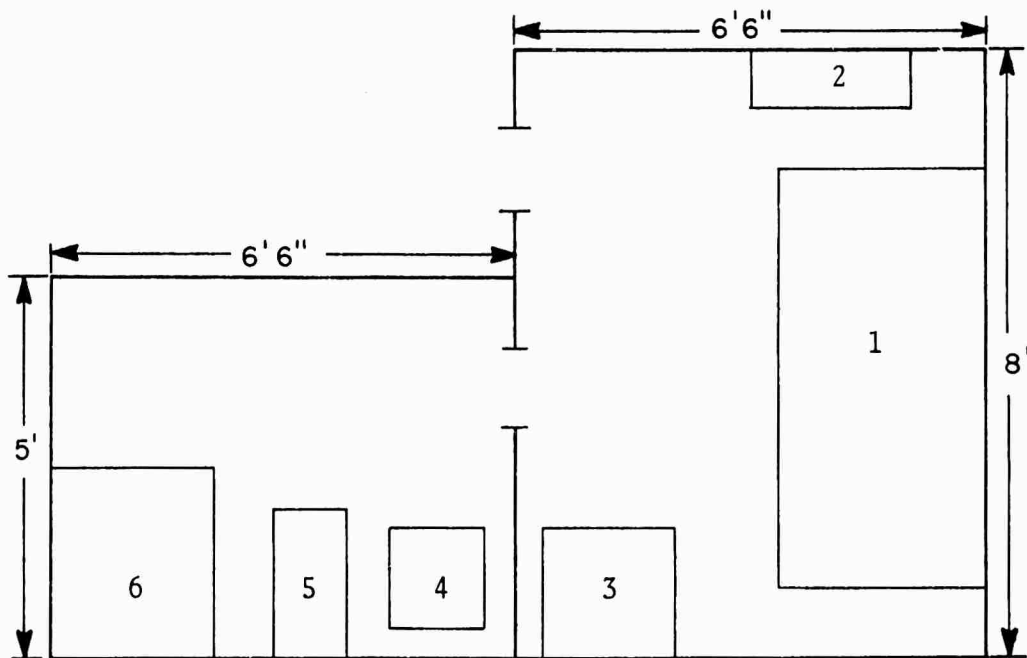
QUIET ROOM

LOCATION: 1-108-3-L

NORMAL USE: Quiet Room

FLOOR PLAN: Not to scale

EQUIPMENT:  
1-Bunk (2 high)  
2-Locker  
3-Desk-Locker  
4-Sink  
5-Commode  
6-Shower



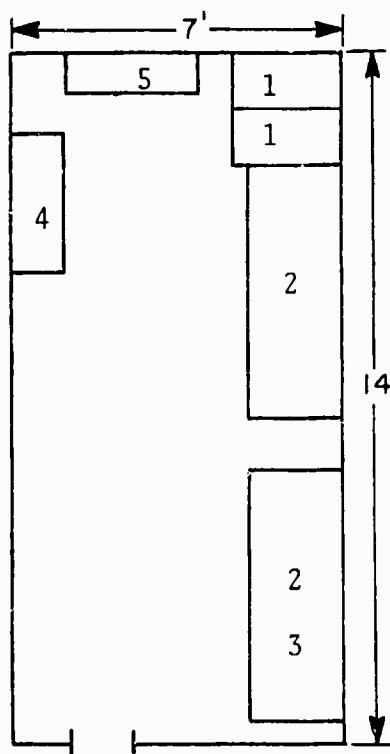
MEDICAL ADMINISTRATION

LOCATION: 1-132-1-Q

FLOOR PLAN: Not to scale

EQUIPMENT:

- 1-File cabinet
- 2-Desk
- 3-Typewriter
- 4-Counter
- 5-Laboratory cabinet

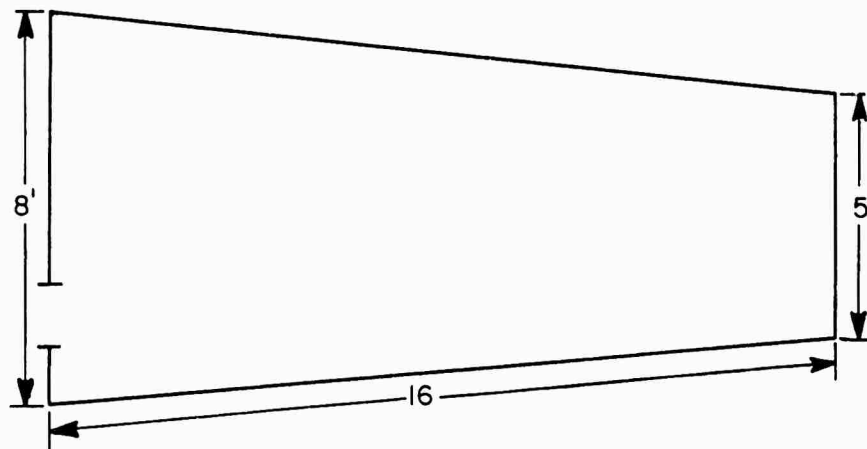


MEDICAL SUPPLY

LOCATION: 3-36-2-A

FLOOR PLAN: Not to scale

EQUIPMENT:  
Room contains medical supplies including those to support embarked troops.



BATTLE DRESSING STATION #1

LOCATION: 1-127-1-Q (same area as Minor Surgery Room)

FLOOR PLAN: See Minor Surgery Room floor plan

EQUIPMENT:

See Minor Surgery  
Room equipment.

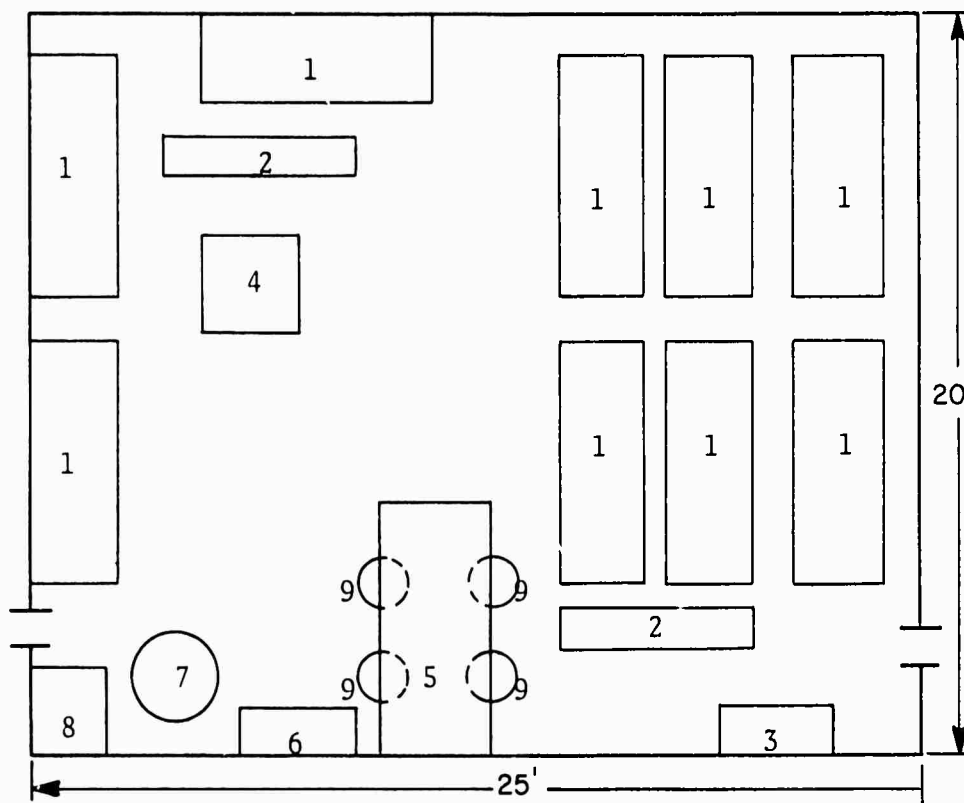
BATTLE DRESSING STATION #2

LOCATION: 1-44-0-L

FLOOR PLAN: Not to scale

EQUIPMENT:

- 1-Bunks (3 high)
- 2-Lockers
- 3-Sink
- 4-Table
- 5-Folding OR table
- 6-BDS locker
- 7-Scuttle
- 8-CRS Table
- 9-Castle lights



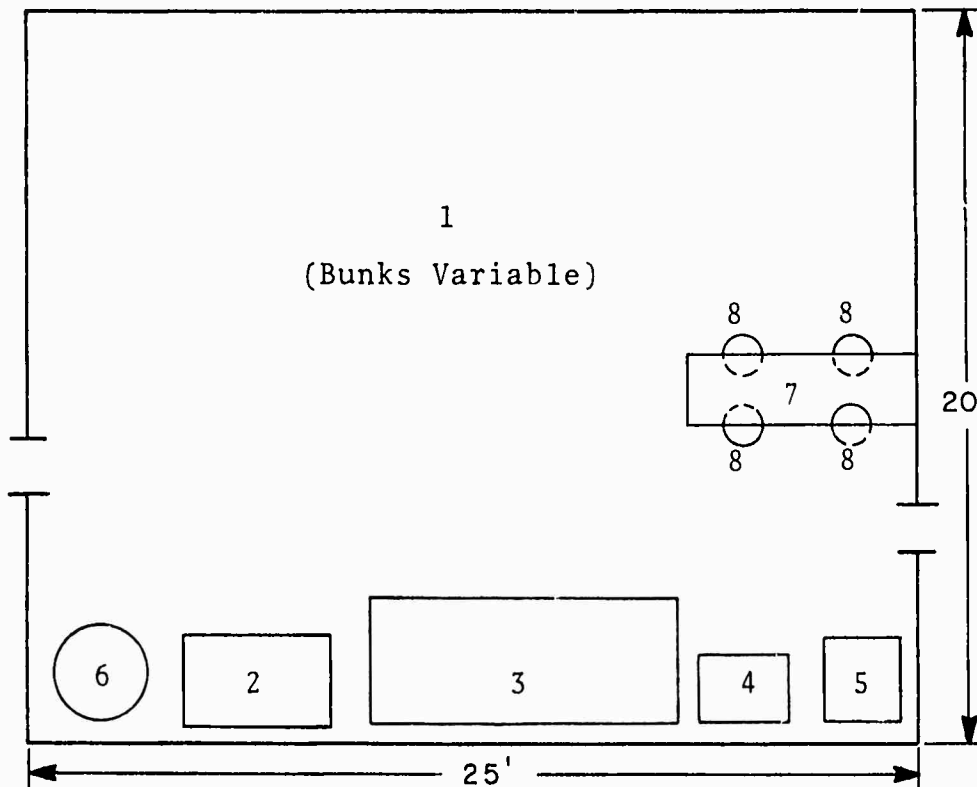
BATTLE DRESSING STATION #3

LOCATION: 2-148-2-L

FLOOR PLAN: Not to scale

EQUIPMENT:

- 1-Bunks (24 total, 3 high)
- 2-BDS locker
- 3-Table (CRS)
- 4-Sink
- 5-Autoclave mount
- 6-Scuttle
- 7-Operating table
- 8-Castle lights





COMPLEMENT:

<u>SPECIALTY</u>	<u>RANK OR RATE</u>
2100 (GMO)	LT
8405 (Independent Duty)	HMC
0000	HM1
0000	HM2
0000	HM3
0000	HN

Note: Marine embarked troops bring one or more  
corpsmen. Navy embarked troops do not.

STATUS OF OUTSTANDING SHIPALTS:

None

SIZE AND LOCATION OF AREA FOR BREAKOUT OF SURGICAL BLOCK:

None necessary, as ship is not assigned a Surgical Team.

STOWAGE NEAR HELO PAD FOR REPLACEMENT LITTERS AND BLANKETS:

None provided.

UNCLASSIFIED

INVENTORY OF  
THE MEDICAL CAPABILITY  
OF THE  
USS FORT SNELLING  
LSD-30

UNCLASSIFIED

TABLE OF CONTENTS

<u>Item</u>	<u>Page No.</u>
Tactical Mission	1
Medical Mission	1
Medical Assets	1
Casualty Flow	1
Significant Deficiencies	1
Major Medical Space Overview	2
Minor Surgery Area	3
Primary Ward	4
Overflow Ward #1	5
Overflow Ward #2	6
Quiet Room	7
Medical Administration	8
Medical Supply	9
Battle Dressing Station #1	10
Battle Dressing Station #2	11
Battle Dressing Station #3	12
Complement	13
Status of Outstanding Shipalts	13
Size and Location of Area for Breakout of Surgical Block	13
Stowage Near Helo Pad for Replacement Litters and Blankets	13

TACTICAL MISSION:

See NWIP 11

MEDICAL MISSION:

- (1) Medical care for ship's crew
- (2) Medical support for embarked non-crew personnel

MEDICAL ASSETS:

Asset	Normal Use/Type	Remarks
Triage Area		None designated
Operating Room(s)		None
Non-Ded OR(s)		None
Minor Surgery Room	#1 BDS	Includes pharmacy
Primary Ward	Ward	10 beds
Overflow Ward(s)	(2)-Crew berthing	36 beds
Quiet Room	Quiet Room	2 beds
Intensive Care Unit		None
X-Ray		None
Physiotherapy.		None
Pharmacy	Minor Surgery	
Blood Storage		None
Morgue		None
Dental OR		None
Dental X-Ray		None
Laboratory	Laboratory	Routine Tests
Admin. Office	Medical Admin.	2 desks, files
Supply Room	Minor Surg. Room	Separate storeroom
Battle Dressing Stations	Standard	3, including Minor Surgery

CASUALTY FLOW:

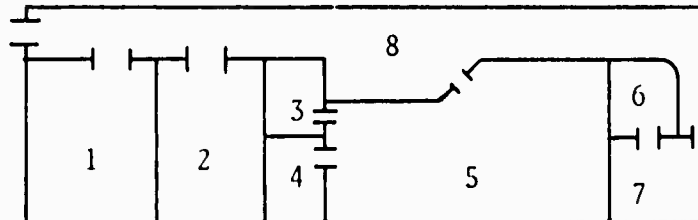
- (1) Helicopter pad on 01 level to Main Deck by ladder to Minor Surgery Room (#1 BDS).
- (2) Boat, in well, by ladder or crane to Main Deck to #1 BDS.

SIGNIFICANT DEFICIENCIES:

None reported by ship.

MAJOR MEDICAL SPACE OVERVIEW

<u>REFERENCE:</u>	<u>LOCATION:</u>	<u>FACILITY:</u>
1	1-132-1-Q	Medical Department Office
2	1-127-1-Q	Pharmacy/Minor Surgery Area
3	1-124-3-L	Ward Wash Room and Water Closet
4	1-124-5-L	Utility Room
5	1-112-1-L	Ward
6	1-110-1-L	Quiet Room Wash Room and Water Closet
7	1-108-3-L	Quiet Room
8	1-108-1-L	Passage



MINOR SURGERY AREA

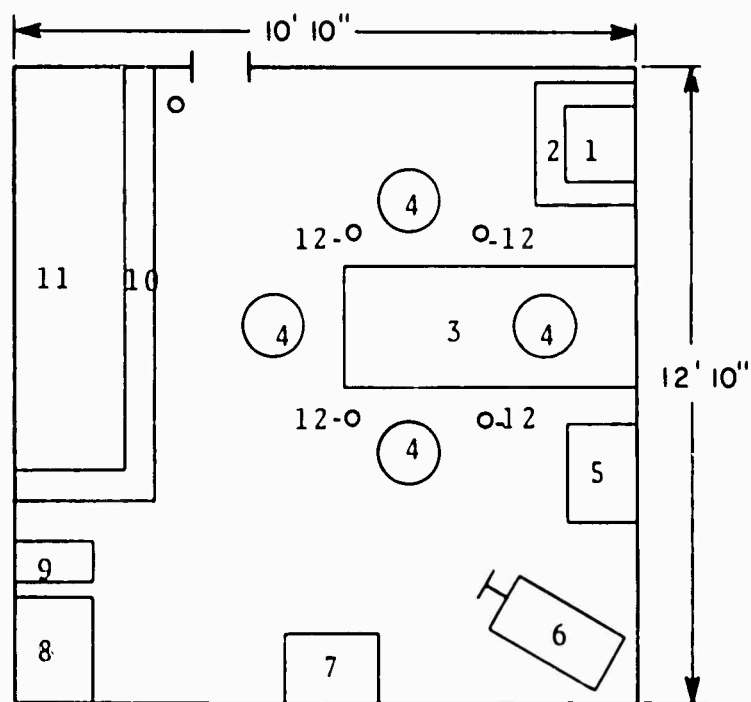
LOCATION: 1-127-1-Q

NORMAL USE: Sick call, treatment room, Pharmacy

FLOOR PLAN:

EQUIPMENT:

- 1-Safe
- 2-Desk
- 3-Examination table
- 4-OR lights
- 5-Cabinet
- 6-Steam autoclave
- 7-Sink
- 8-Refrigerator
- 9-Distiller
- 10-Shelves
- 11-Cabinets
- 12-Battle lantern





PRIMARY WARD

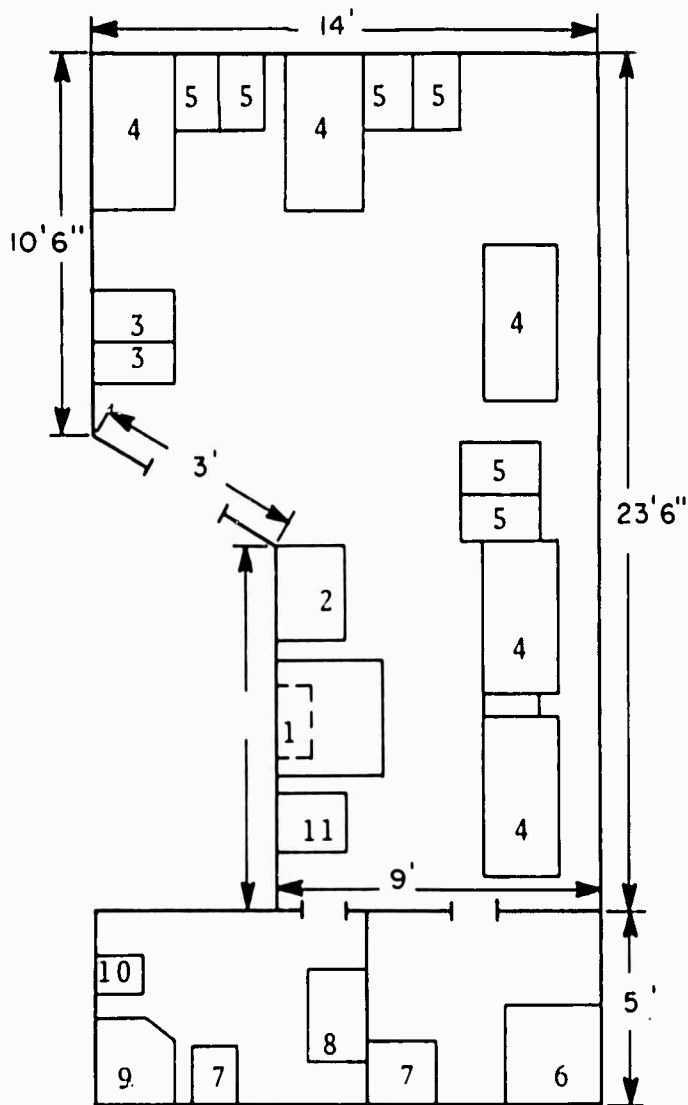
LOCATION: 1-112-1-L

NORMAL USE: Ward and quarters for corpsmen

FLOOR PLAN: Not to scale

EQUIPMENT:

- 1-Refrigerator
- 2-Cabinet
- 3-Desk
- 4-Bunks (2 high)
- 5-Lockers
- 6-Counter
- 7-Sink
- 8-Commode
- 9-Shower
- 10-Urinal
- 11-Water fountain



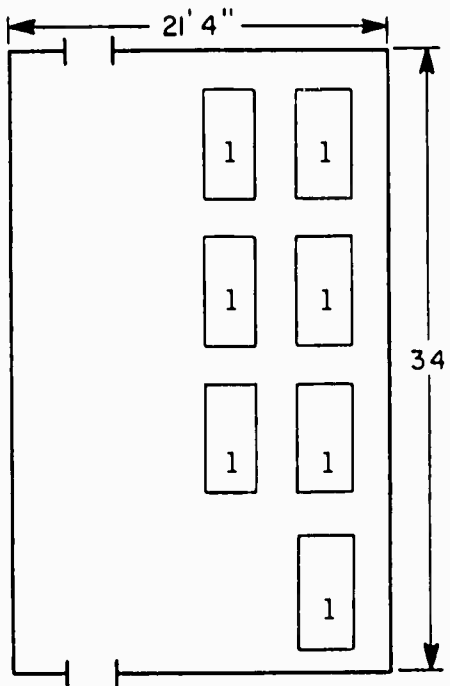
OVERFLOW WARD #1

LOCATION: 1-84-1-L

NORMAL USE: Crew berthing

FLOOR PLAN: Not to scale

EQUIPMENT:  
1-Beds (2 high)  
total 14





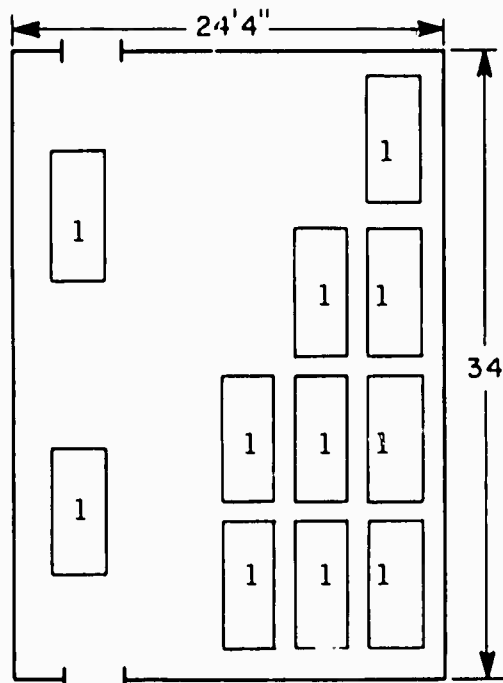
OVERFLOW WARD #2

LOCATION: 1-52-1-L

NORMAL USE: Crew berthing

FLOOR PLAN: Not to scale

EQUIPMENT:  
1-Beds (2 high)  
total 22



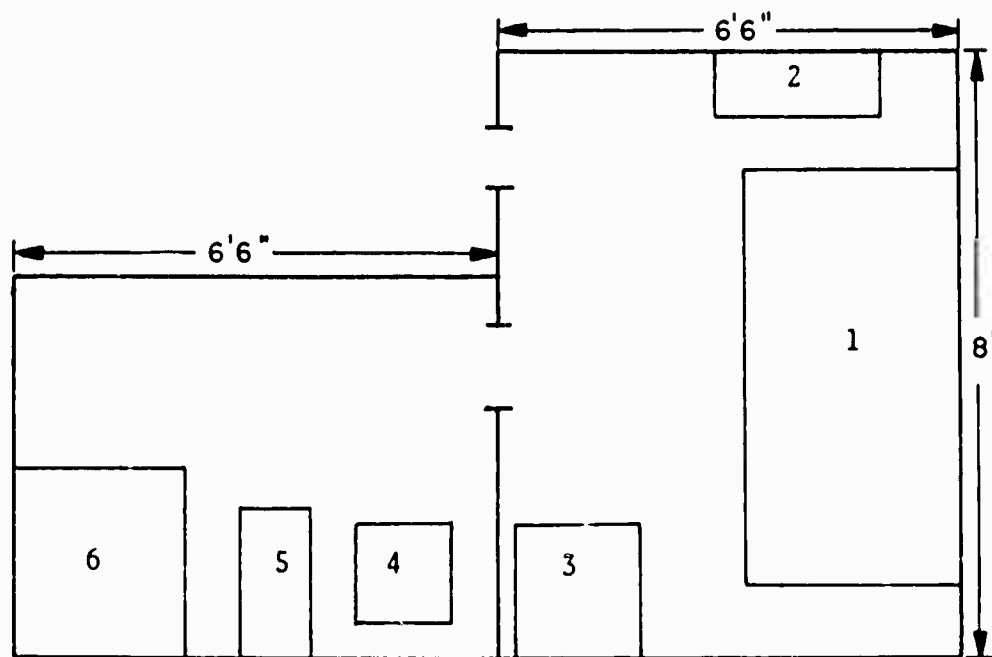
QUIET ROOM

LOCATION: 1-108-3-L

FLOOR PLAN: Not to scale

EQUIPMENT:

- 1-Bunk (2 high)
- 2-Locker
- 3-Desk-Lo
- 4-Sink
- 5-Commode
- 6-Shower



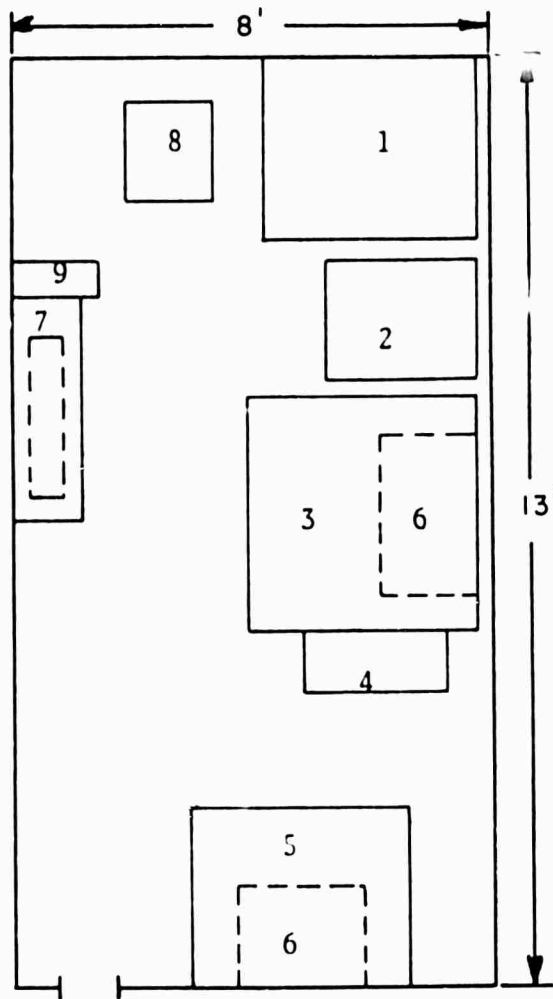
MEDICAL ADMINISTRATION

LOCATION: 1-132-1-Q

FLOOR PLAN: Not to scale

EQUIPMENT:

- 1-File, 4 drawer
- 2-File, 3 drawer
- 3-Desk, 3 drawer
- 4-Metal card index
- 5-Desk, typewriter
- 6-Bookcase, overhead
- 7-Bookcase
- 8-Sink
- 9-Towel Dispenser

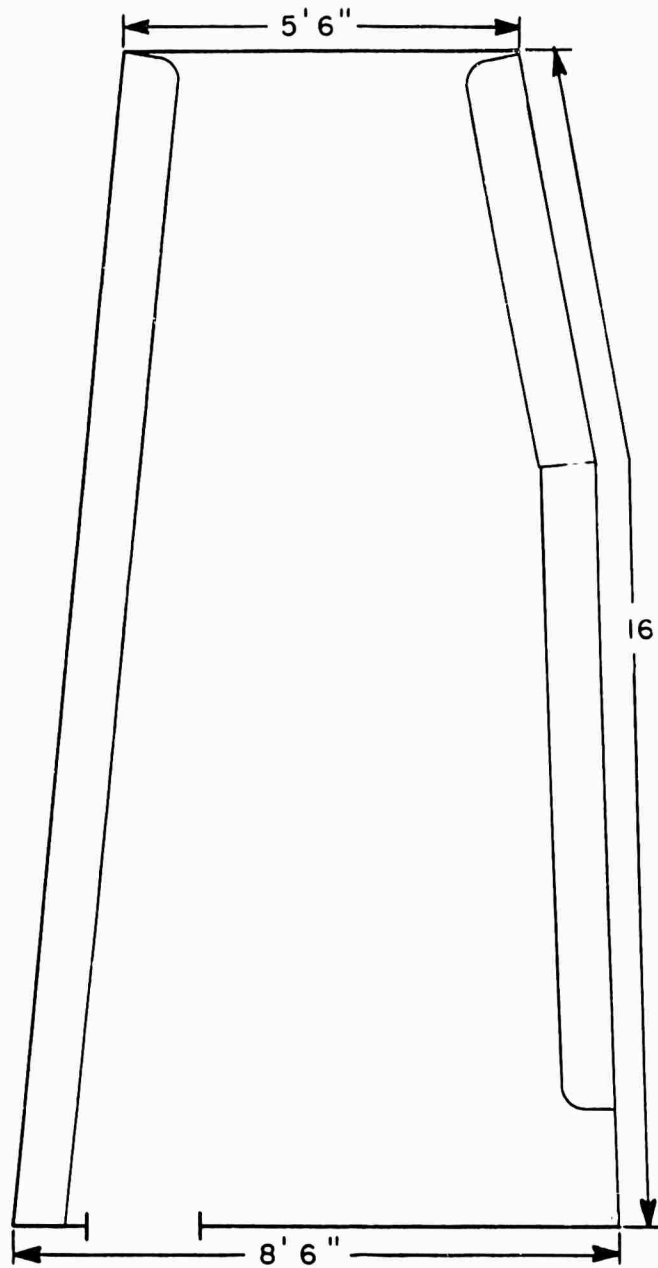


MEDICAL SUPPLY

LOCATION: 3-36-2-A

FLOOR PLAN: Not to scale

EQUIPMENT:  
Medical supplies including instruments, drugs and misc. lab material.



USS FORT SNELLING

LSD-30

BATTLE DRESSING STATION #1

LOCATION: 1-127-1-Q (same area as Minor Surgery Room)

FLOOR PLAN: Not to scale

EQUIPMENT:  
See Minor Surgery  
Room equipment

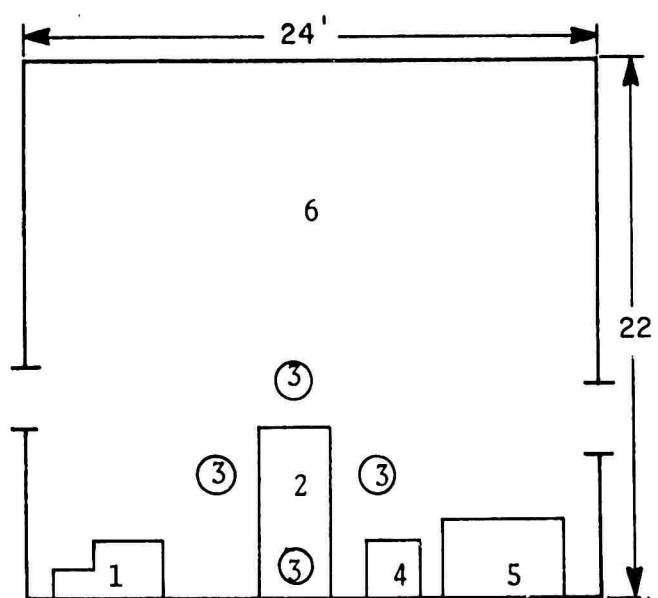
BATTLE DRESSING STATION #2

LOCATION: 1-44-0-L

FLOOR PLAN: Not to scale

EQUIPMENT:

- 1-Cabinet
- 2-Folding OR table
- 3-OR lights
- 4-Sink
- 5-Water tank
- 6-Bunks



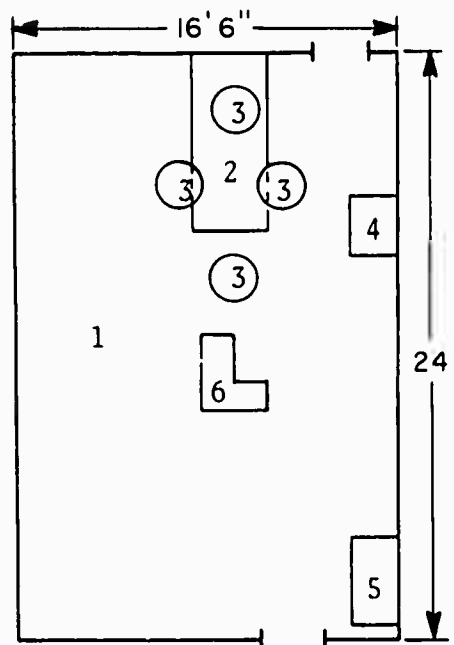
BATTLE DRESSING STATION #3

LOCATION: 2-148-2-L

FLOOR PLAN: Not to scale

EQUIPMENT:

- 1-Beds
- 2-Folding OR table
- 3-Surgical lights
- 4-Sink
- 5-Overhead water tank
- 6-Cabinet



USS FORT SNELLING

LSD-30

COMPLEMENT:

<u>SPECIALTY</u>	<u>RANK OR RATE</u>
8405 (Independent Duty)	HMC
0000	HM1
0000	HM2
0000	HM3
0000	HN

STATUS OF OUTSTANDING SHIPALTS:

None

SIZE AND LOCATION OF AREA FOR BREAKOUT OF SURGICAL BLOCK:

None necessary, as ship is not assigned a Surgical Team.

STOWAGE NEAR HELO PAD FOR REPLACEMENT LITTERS AND BLANKETS:

None provided.



**UNCLASSIFIED**

**INVENTORY OF  
THE MEDICAL CAPABILITY  
OF THE  
USS SPIEGEL GROVE  
LSD-32**

TABLE OF CONTENTS

<u>Item</u>	<u>Page No.</u>
Tactical Mission	1
Medical Mission	1
Medical Assets	1
Casualty Flow	1
Significant Deficiencies	1
Major Medical Space Overview	2
Minor Surgery Area	3
Primary Ward	4
Quiet Room	5
Medical Administration	6
Medical Supply	7
Battle Dressing Station #1	8
Battle Dressing Station #2	9
Complement	10
Status of Outstanding Shipalts	10
Size and Location of Area for Breakout of Surgical Block	10
Stowage Near Helo Pad for Replacement Litters and Blankets	10

TACTICAL MISSION:

See NWIP 11

MEDICAL MISSION:

- (1) Medical support for ship's crew
- (2) Medical support for embarked non-crew personnel

MEDICAL ASSETS:

Asset	Normal Use/Type	Remarks
Triage Area	No fixed location	
Operating Room(s)		None
Non-Ded OR(s)		None
Minor Surgery Room	Treatment Room	Folding table
Primary Ward	Ward	10 beds (2 high)
Overflow Ward(s)	Troop & crew space	
Quiet Room(s)	Quiet Room	2 beds (2 high)
Intensive Care Unit		None
X-Ray		None
Physiotherapy		None
Pharmacy		None
Blood Storage		None
Morgue		None
Dental OR		None
Dental X-Ray		None
Laboratory		None
Admin. Office	Medical Admin.	2 desks, 1 typewriter
Supply Room		3 rooms
Battle Dressing Stations	1-Same area as Minor Surgery	Equipped as standard BDS (total 2)

CASUALTY FLOW:

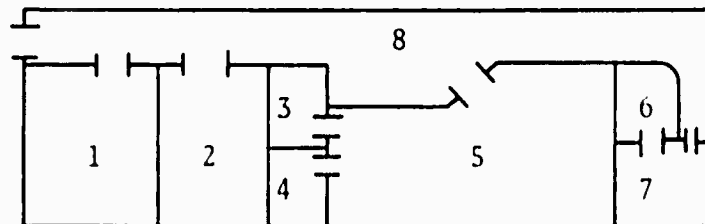
- (1) Helicopter pad, down narrow and steep ladder to starboard Main Deck to medical area.
- (2) By boat along either side, by crane to Main Deck (starboard) or 01 Deck (port). Ladders are narrow and steep with sharp turns.

SIGNIFICANT DEFICIENCIES:

Third Battle Dressing Station not yet installed.

MAJOR MEDICAL SPACE OVERVIEW

<u>REFERENCE:</u>	<u>LOCATION:</u>	<u>FACILITY:</u>
1	1-132-1-Q	Medical Department Office
2	1-127-1-Q	Pharmacy/Minor Surgery Area
3	1-124-3-L	Ward Wash Room and Water Closet
4	1-124-5-L	Utility Room
5	1-112-1-L	Ward
6	1-110-1-L	Quiet Room Wash Room and Water Closet
7	1-108-3-L	Quiet Room
8	1-108-1-L	Passage



MINOR SURGERY AREA

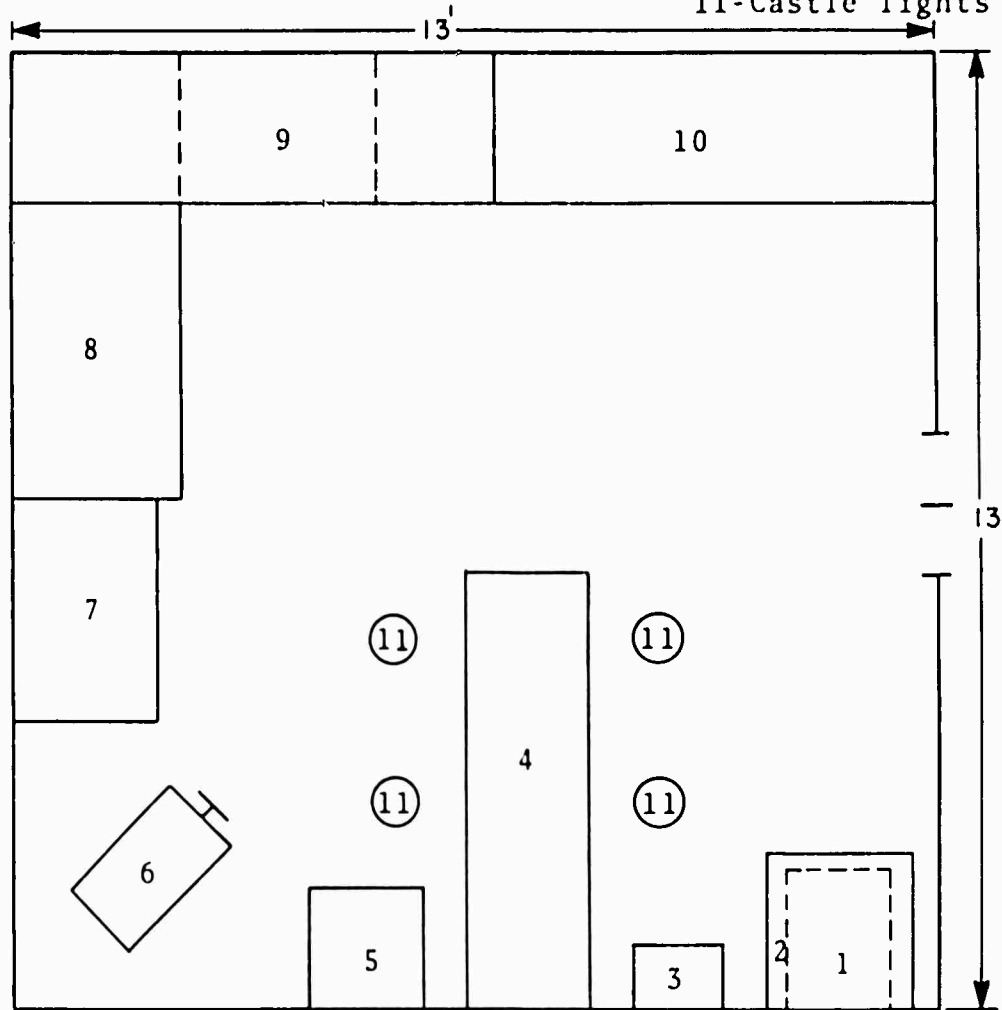
LOCATION: 1-127-1-Q

NORMAL USE: Treatment Room

FLOOR PLAN: Not to scale

EQUIPMENT:

- 1-Safe
- 2-Desk
- 3-Convection heater
- 4-Folding OR table
- 5-Minor Surgery locker(overhead)
- 6-Autoclave
- 7-Sink
- 8-Aft BDS cabinet
- 9-Overhead shelves
- 10-Med stor counters
- 11-Castle lights



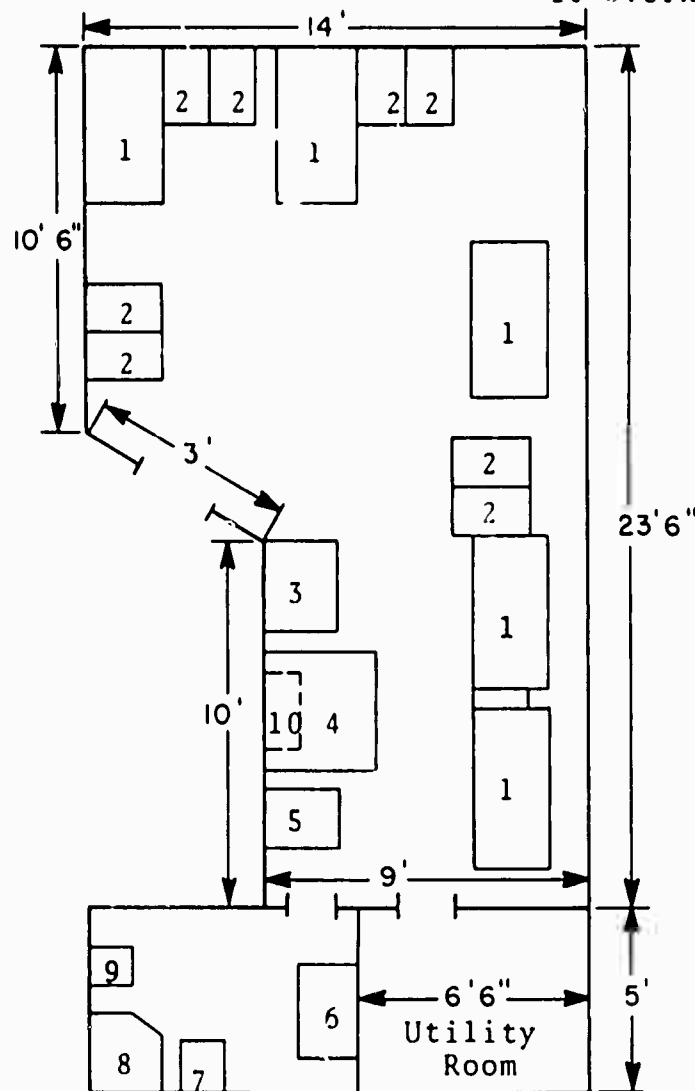
PRIMARY WARD

LOCATION: 1-112-1-L

NORMAL USE: Ward

FLOOR PLAN: Not to scale

- EQUIPMENT:  
1-10 beds (2 high)  
2-Locker  
3-Refrigerator  
4-Desk  
5-Drinking fountain  
6-Commode  
7-Sink  
8-Showers  
9-Urinal  
10-Overhead cabinet



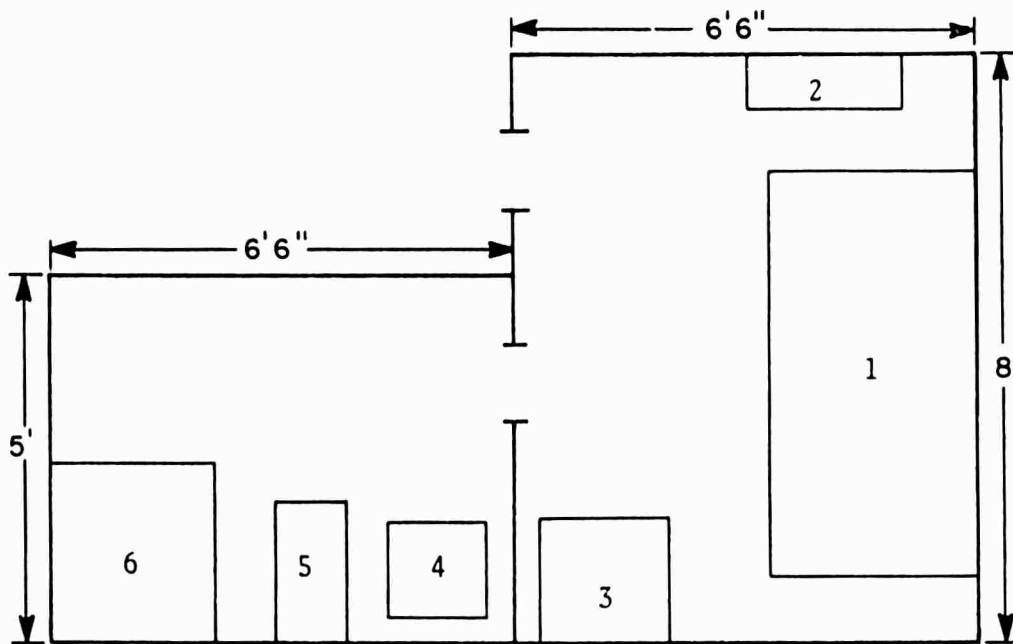
QUIET ROOM

LOCATION: 1-108-3-L

NORMAL USE: Quiet Room

FLOOR PLAN: Not to scale

EQUIPMENT:  
1-Bunk (2 high)  
2-Locker  
3-Desk  
4-Sink  
5-Commode  
6-Shower



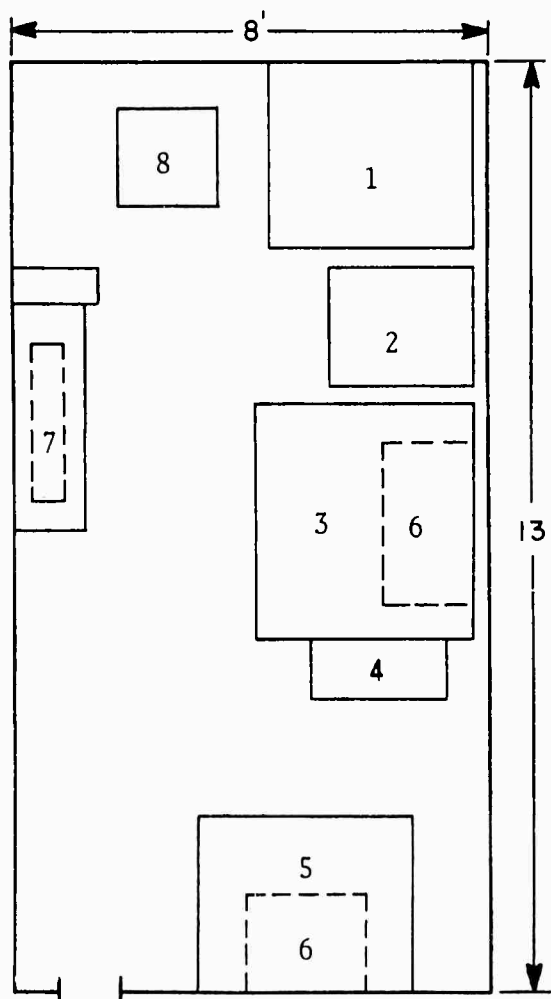
MEDICAL ADMINISTRATION

LOCATION: 1-132-1-Q

FLOOR PLAN: Not to scale

EQUIPMENT:

- 1-File, 4 drawer
- 2-File, 3 drawer
- 3-Desk, 3 drawer
- 4-Metal card index
- 5-Desk, typewriter
- 6-Bookcase, overhead
- 7-Bookcase
- 8-Sink





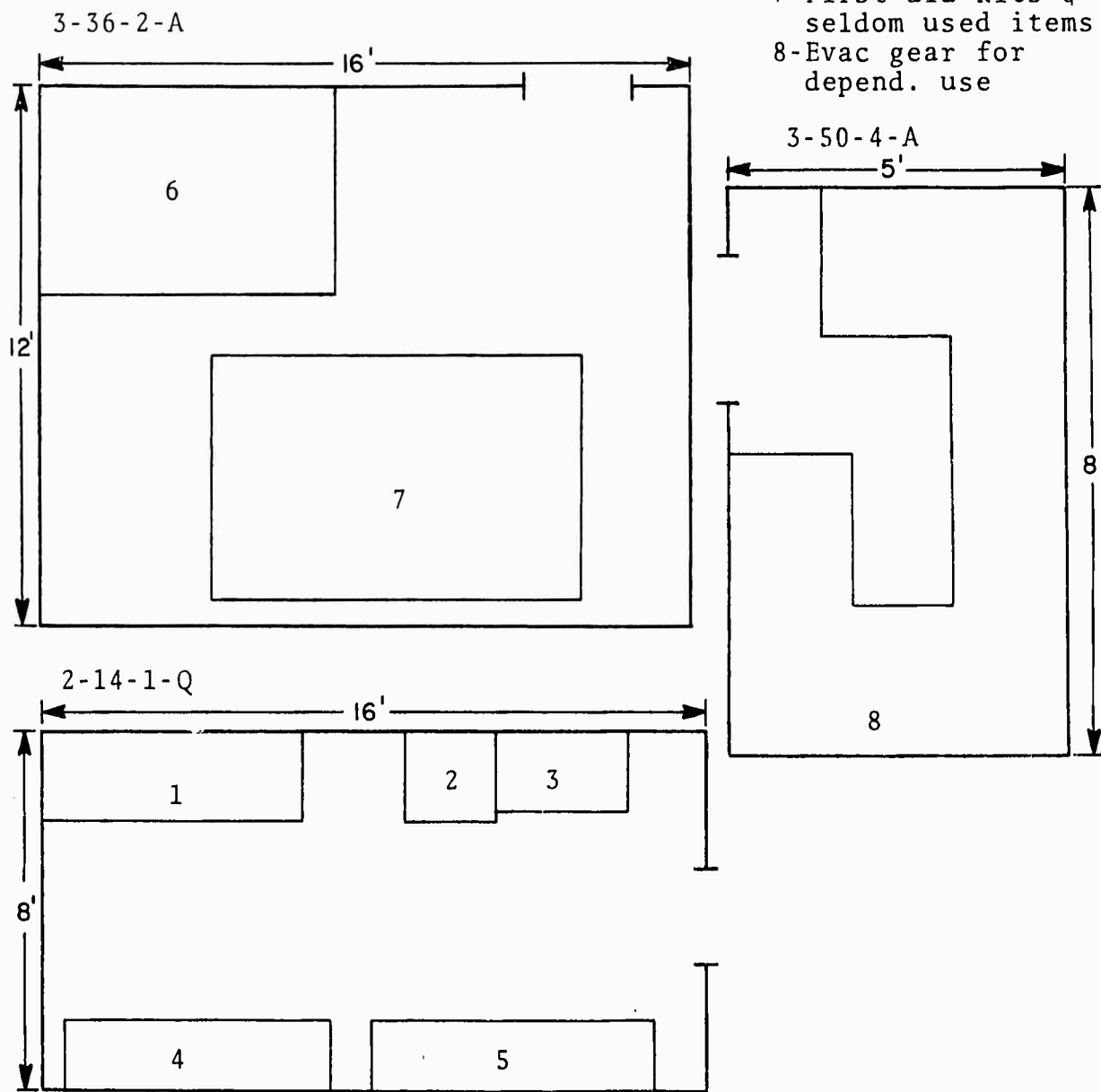
MEDICAL SUPPLY

LOCATION: 3-36-2-A, 3-50-4-A, 2-14-1-Q

FLOOR PLAN: Not to scale

EQUIPMENT:

- 1-Battle dressings
- 2-Safe
- 3-Hypodermic needles
- 4-I.V. fluids
- 5-Oral & exter preps
- 6-Often used preps
- 7-First aid kits & seldom used items
- 8-Evac gear for depend. use



USS SPIEGEL GROVE

LSD-32

BATTLE DRESSING STATION #1

LOCATION: 1-127-1-Q

FLOOR PLAN:

Same area as the Minor  
Surgery Area

EQUIPMENT:

Same equipment as  
Minor Surgery Area

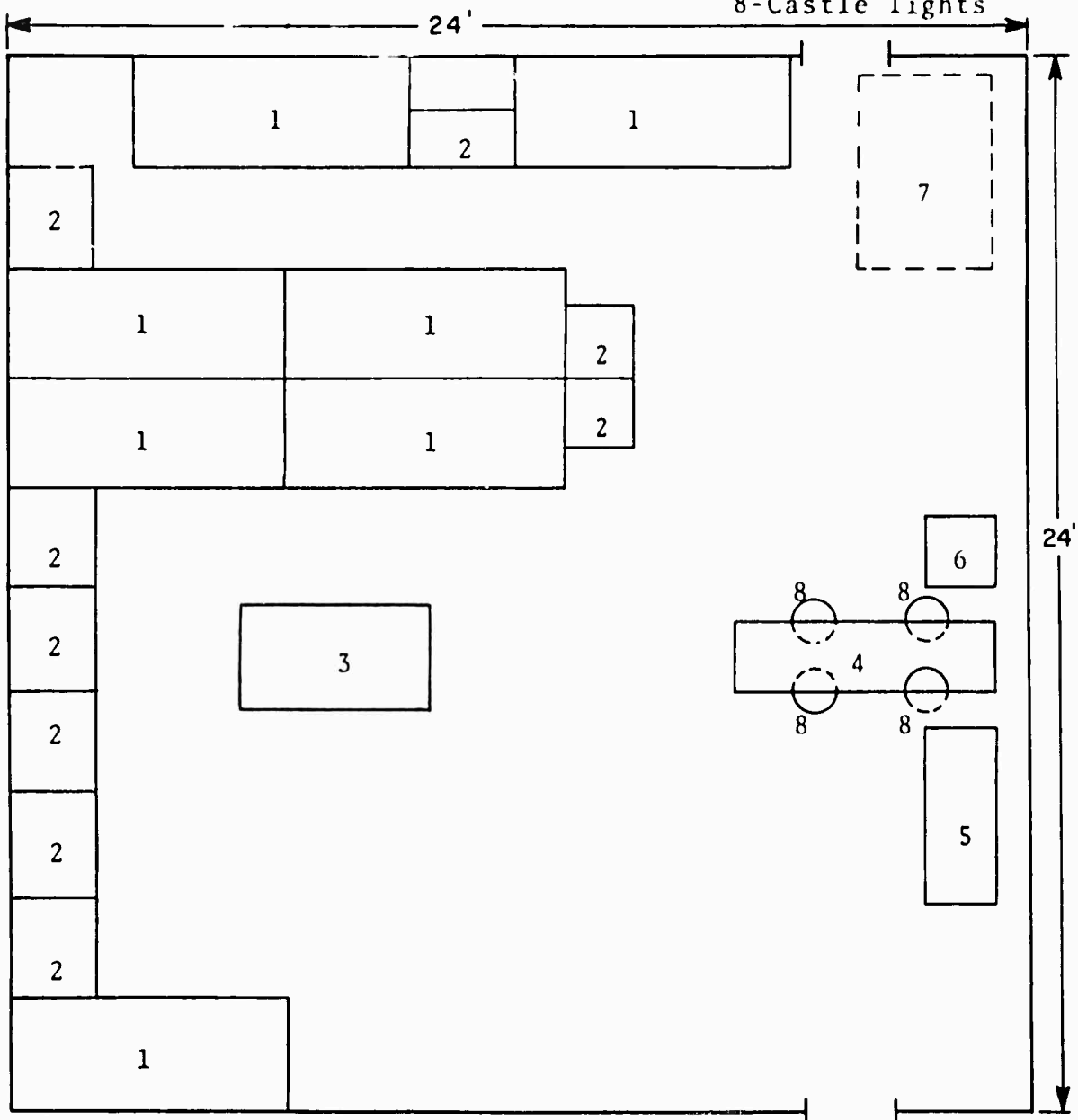
BATTLE DRESSING STATION #2

LOCATION: 1-41-0-L

FLOOR PLAN: Not to scale

EQUIPMENT:

- 1-Beds (3 high)
- 2-Locker
- 3-Crew's table
- 4-Folding OR table
- 5-BDS locker
- 6-Sink
- 7-Water tank (ovhd)
- 8-Castle lights



USS SPIEGEL GROVE

LSD-32

COMPLEMENT:

<u>SPECIALTY</u>	<u>RANK OR RATE</u>
8405	HMC
0000	HM1
0000	HM2
0000	HM3
0000	HN

STATUS OF OUTSTANDING SHIPALTS:

Third BDS to be installed on next yard overhaul - January 1972.

SIZE AND LOCATION OF AREA FOR BREAKOUT OF SURGICAL BLOCK:

None necessary, as the ship is not assigned a Surgical Team.

STOWAGE NEAR HELO PAD FOR REPLACEMENT LITTERS AND BLANKETS:

None

UNCLASSIFIED

5

INVENTORY OF  
THE MEDICAL CAPABILITY  
OF THE  
USS HERMITAGE  
LSD-34

USS HERMITAGE

UNCLASSIFIED

TABLE OF CONTENTS

<u>Item</u>	<u>Page No.</u>
Tactical Mission	1
Medical Mission	1
Medical Assets	1
Casualty Flow	1
Significant Deficiencies	1
Major Medical Space Overview	2
Triage Area	3
Minor Surgery Area	4
Primary Ward	5
Overflow Ward #1	6
Overflow Ward #2	7
Quiet Room	8
Medical Administration	9
Medical Supply	10
Battle Dressing Station #1	11
Battle Dressing Station #2	12
Complement	13
Status of Outstanding Shipalts	13
Size and Location of Area for Breakout of Surgical Block	13
Stowage Near Helo Pad for Replacement Litters and Blankets	13

TACTICAL MISSION:

See NWIP 11

MEDICAL MISSION:

- (1) Medical care for ship's crew
- (2) Medical support for embarked non-crew personnel

MEDICAL ASSETS:

Asset	Normal Use/Type	Remarks
Triage Area	Flight or Well Deck	No fixed equipment
Operating Room(s)		None
Non-Ded OR(s)		
Minor Surgery Room	Pharm. & Main BDS	
Primary Ward	Ward	10 beds
Overflow Ward(s)	Sleeping compartment	51 beds total
Quiet Room(s)	Quiet Room	2 beds
Intensive Care Unit		None
X-Ray		None
Physiotherapy		None
Pharmacy		In #1 BDS
Blood Storage		None
Morgue		None
Dental OR		None
Dental X-Ray		None
Laboratory		None
Admin. Office	Medical Admin.	3 desks, 2 typewriters
Supply Room	1 Main, 2 Aux.	
Battle Dressing Stations	Non-Ded OR and Minor Surgery	Total 2

CASUALTY FLOW:

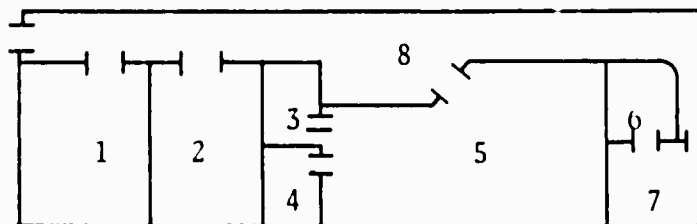
- (1) Helicopter pad 01 level, steep ladder to Main Deck to non-ded. OR/BDS #1.
- (2) Boat in Well Deck, by ladder or crane to Main Deck to BDS #1.

SIGNIFICANT DEFICIENCIES:

Third Battle Dressing Station not yet installed.

MAJOR MEDICAL SPACE OVERVIEW

<u>REFERENCE:</u>	<u>LOCATION:</u>	<u>FACILITY:</u>
1	1-152-1-Q	Medical Department Office
2	1-127-1-Q	Pharmacy/Minor Surgery Area
3	1-124-3-L	Ward Wash Room and Water Closet
4	1-124-5-L	Utility Room
5	1-112-1-L	Ward
6	1-110-1-L	Quiet Room Wash Room and Water Closet
7	1-108-3-L	Quiet Room
8	1-108-1-L	Passage





USS HERMITAGE

LSD-34

TRIAGE AREA

LOCATION: Helicopter Flight Deck or Well Deck

FLOOR PLAN: Open Space

EQUIPMENT:  
None fixed

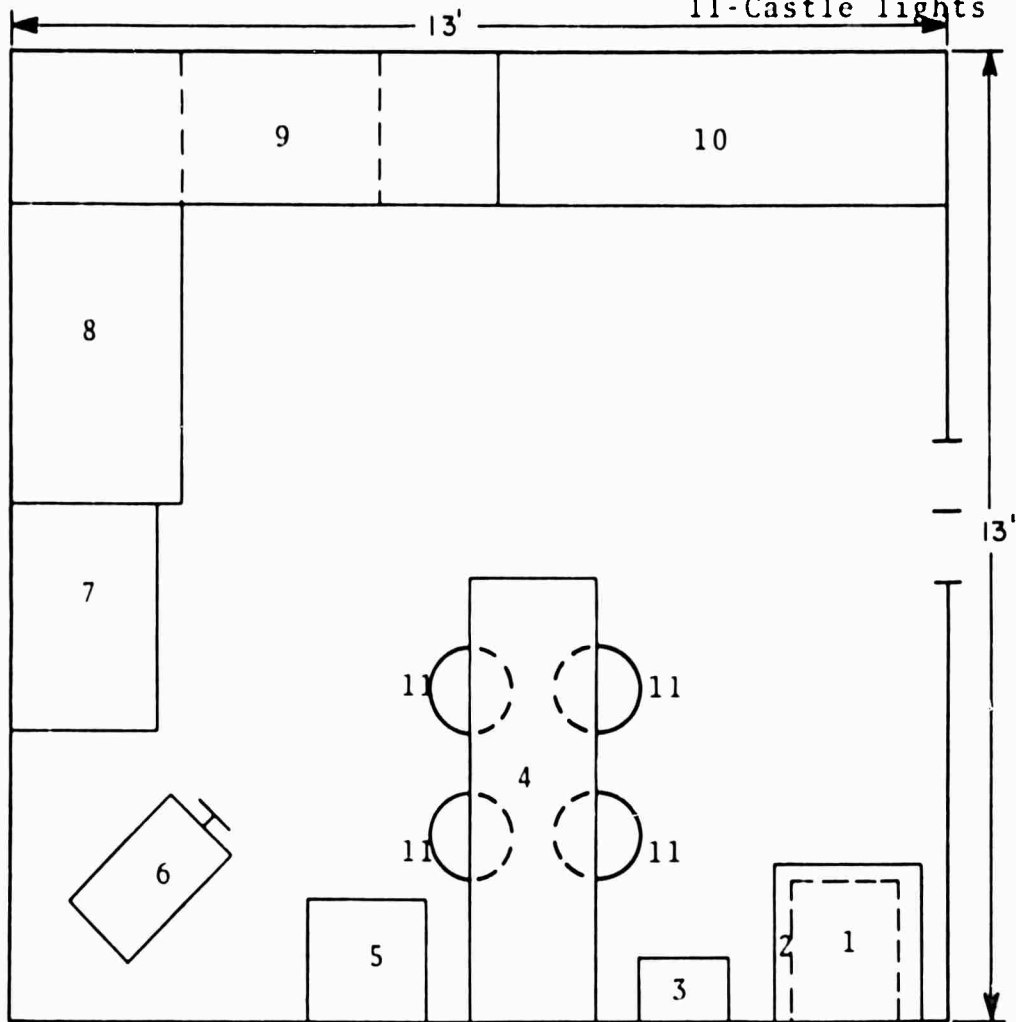
MINOR SURGERY AREA

LOCATION: 1-127-1-C

NORMAL USE: Pharmacy and Main Battle Dressing Station

FLOOR PLAN: Not to scale

- EQUIPMENT:  
1-Safe  
2-Desk  
3-Convection heater  
4-Folding OR table  
5-Minor surgery locker(overhead)  
6-Autoclave  
7-Sink  
8-Aft BDS cabinet  
9-Overhead shelves  
10-Med stor counters  
11-Castle lights



PRIMARY WARD

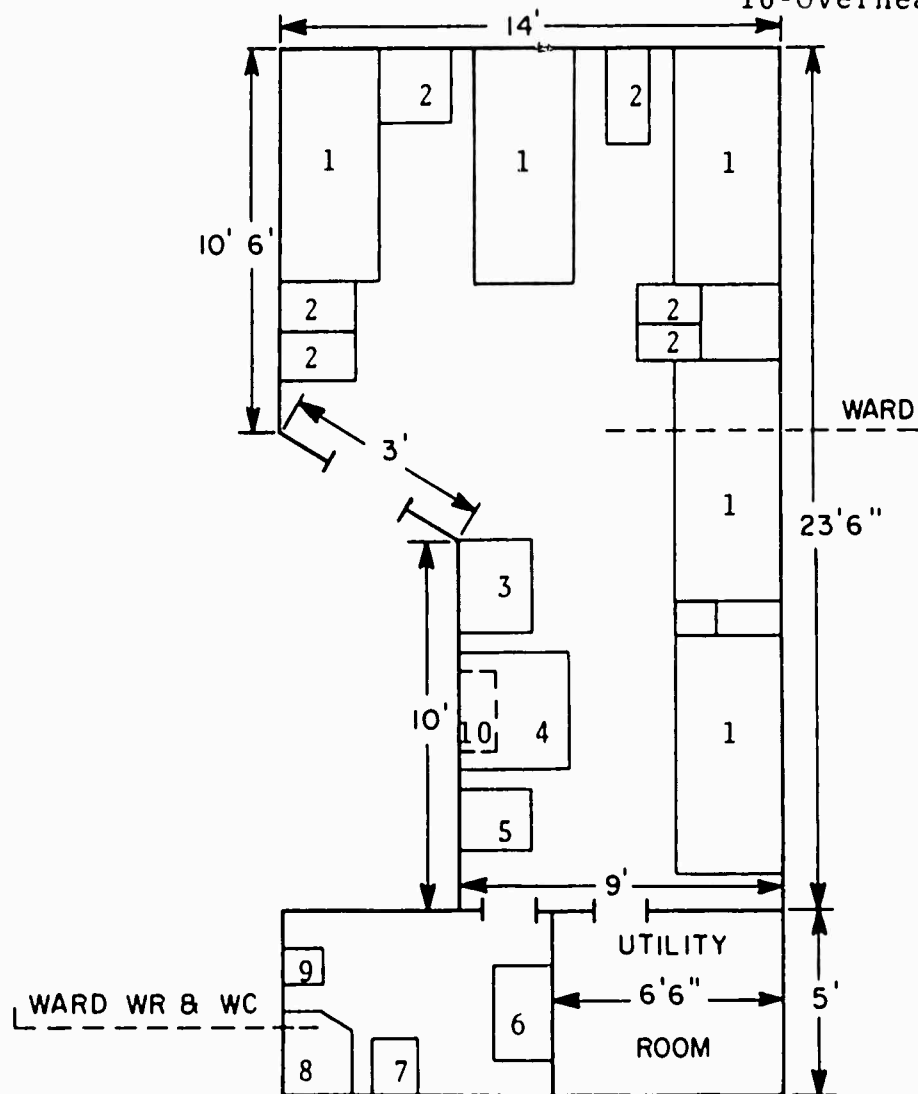
LOCATION: 1-112-1-L

NORMAL USE: Ward

FLOOR PLAN: Not to scale

EQUIPMENT:

- 1-10 beds (2 high)
- 2-Locker
- 3-Refrigerator
- 4-Desk
- 5-Drinking fountain
- 6-Commode
- 7-Sink
- 8-Showers
- 9-Urinal
- 10-Overhead cabinet



USS HERMITAGE

LSD-34

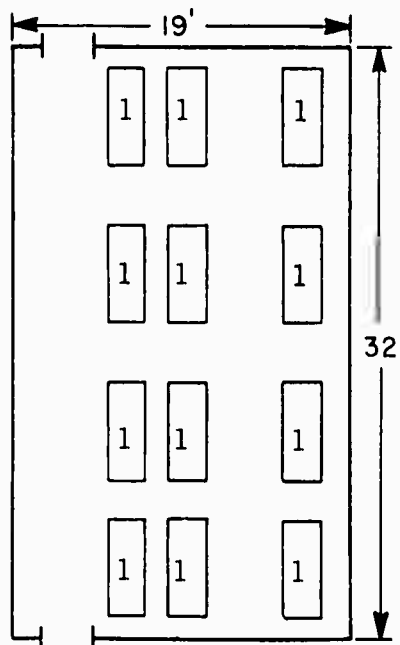
OVERFLOW WARD #1

LOCATION: 1-84-1-1.

NORMAL USE: Sleeping Compartment

FLOOR PLAN: Not to scale

EQUIPMENT:  
1-Beds (2 & 3 high)  
total 30



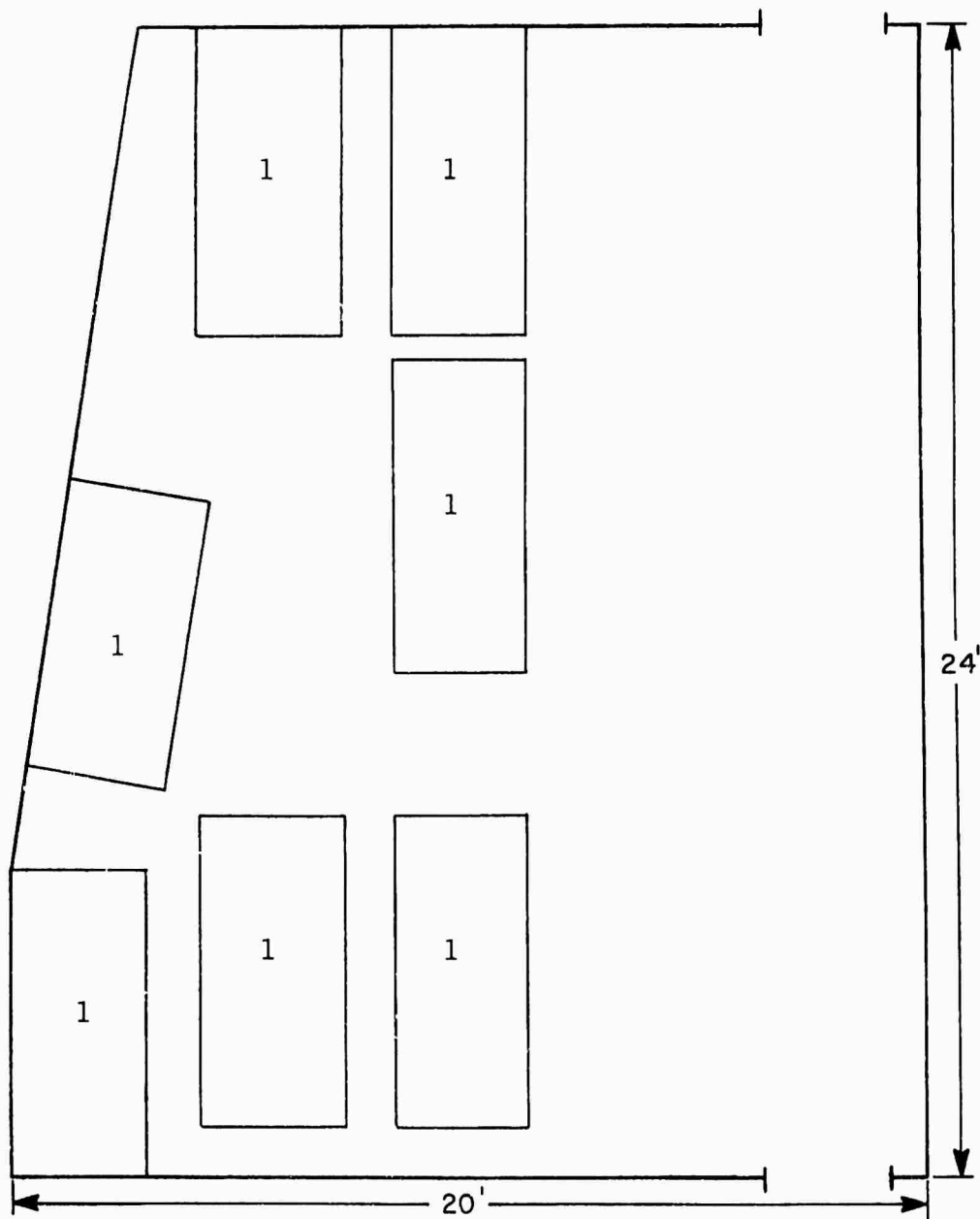
OVERFLOW WARD #2

LOCATION: 1-52-4-L

NORMAL USE: CPO berthing

FLOOR PLAN: Not to scale

EQUIPMENT:  
1-Beds (3 high)  
total 21



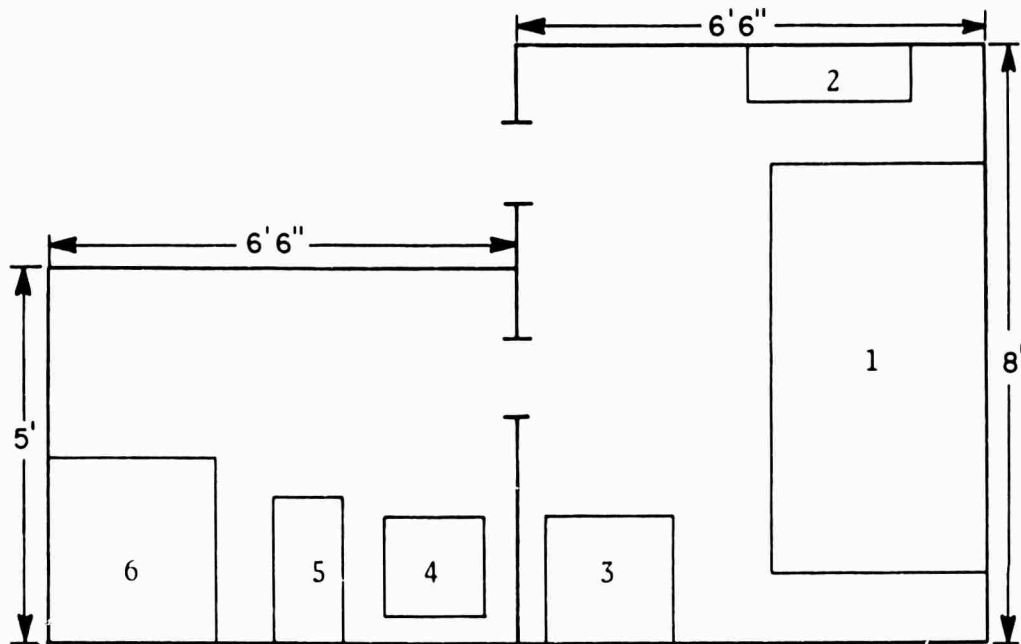
QUIET ROOM

LOCATION: 1-108-3-L

NORMAL USE: Quiet Room

FLOOR PLAN: Not to scale

- EQUIPMENT:  
1-Bunk (2 high)  
2-Locker  
3-Desk  
4-Sink  
5-Commode  
6-Shower



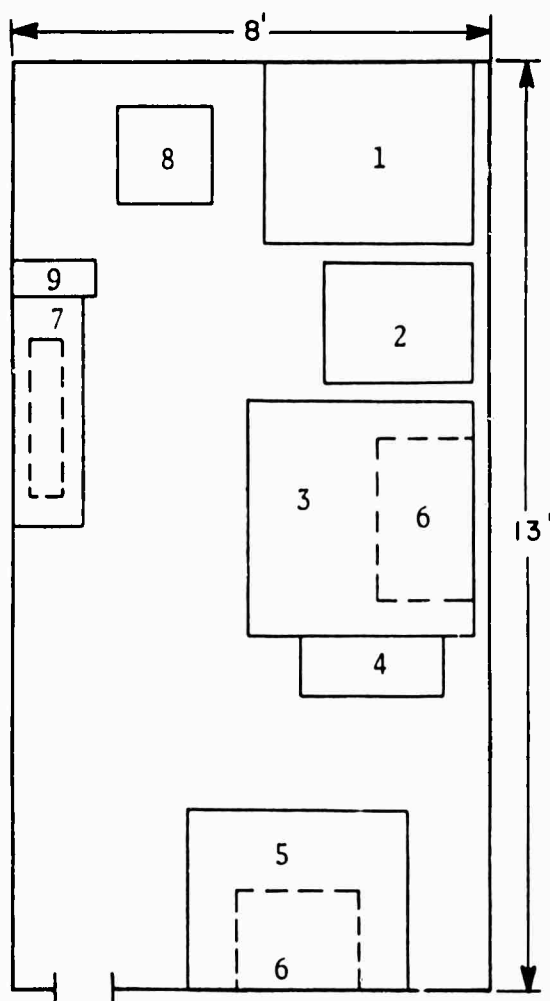
MEDICAL ADMINISTRATION

LOCATION: 1-132-1-Q

FLOOR PLAN: Not to scale

EQUIPMENT:

- 1-File, 4 drawer
- 2-File, 3 drawer
- 3-Desk, 3 drawer
- 4-Metal card index
- 5-Desk, typewriter
- 6-Bookcase, overhead
- 7-Bookcase
- 8-Sink
- 9-Towel Dispenser



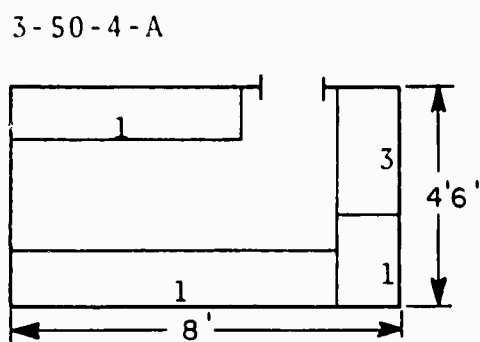
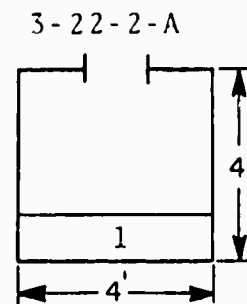
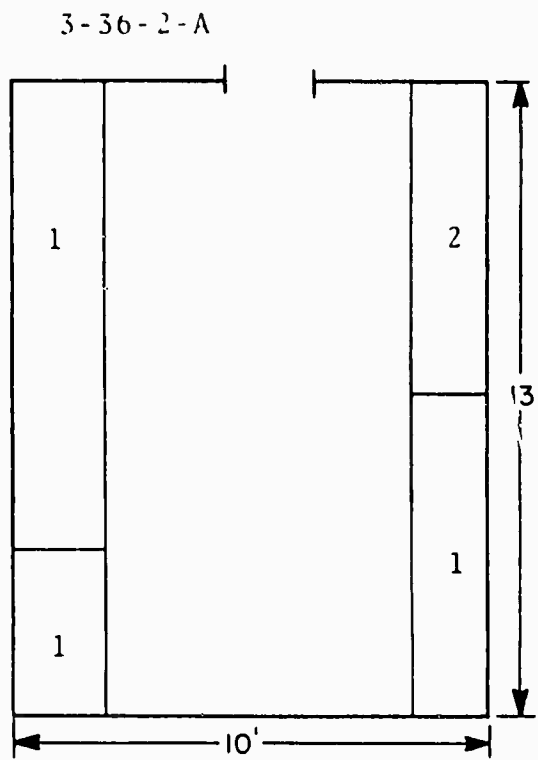
MEDICAL SUPPLY

LOCATION: 3-36-2-A, 3-50-4-A, 3-22-2-A

FLOOR PLAN: Not to scale

EQUIPMENT:

- 1-Misc. med supplies
- 2-Instruments
- 3-Parenteral fluids





USS HERMITAGE

LSD-34

BATTLE DRESSING STATION #1

LOCATION: 1-127-1-Q (Same as Minor Surgery Area)

FLOOR PLAN: (See Minor Surgery Area)

EQUIPMENT:  
(See Minor Surgery  
Area)

BATTLE DRESSING STATION #2

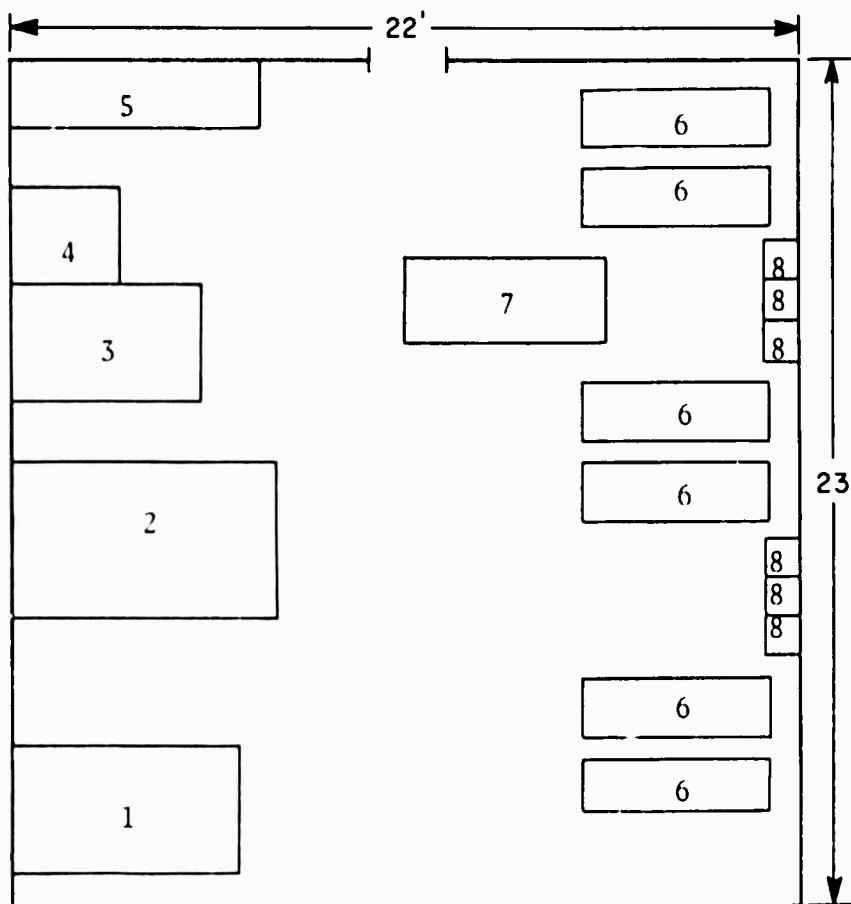
LOCATION: 1-41-0-L

NORMAL USE: Sleeping compartment

FLOOR PLAN: Not to scale

EQUIPMENT:

- 1-Folding OR table
- 2-Sink
- 3-Cabinet
- 4-Electric sterilizer
- 5-Dressing table
- 6-Beds (3 high-total 18)
- 7-Table
- 8-Lockers



USS HERMITAGE

LSD-34

COMPLEMENT:

<u>SPECIALTY</u>	<u>RANK OR RATE</u>
2100 Med Officer	LT
8452-8405	1-HMC
0000	1-HM1
8405	1-HM2
0000	2-HM3

Note: One or more HN's should be assigned for training and indoctrination in independent duty.

STATUS OF OUTSTANDING SHIPALTS:

None outstanding.

SIZE AND LOCATION OF AREA FOR BREAKOUT OF SURGICAL BLOCK:

None necessary, as the ship is not assigned a Surgical Team.

STOWAGE NEAR HELO PAD FOR REPLACEMENT LITTERS AND BLANKETS:

None

**UNCLASSIFIED**

**INVENTORY OF  
THE MEDICAL CAPABILITY  
OF THE  
USS PORTLAND  
LSD-37**

**UNCLASSIFIED**

TABLE OF CONTENTS

<u>Item</u>	<u>Page No.</u>
Tactical Mission	1
Medical Mission	1
Medical Assets	1
Casualty Flow	1
Significant Deficiencies	1
Major Medical Space Overview	2
Triage Area	3
Dedicated Operating Room	4
Non-Dedicated Operating Room	5
Primary Ward	6
Overflow Ward #1	7
Overflow Ward #2	8
Quiet Room	9
Laboratory	10
X-Ray	10
Pharmacy	10
Central Supply/Sterilization Room	10
Morgue	10
Medical Administration	11
Medical Supply	12
Battle Dressing Station #1	13
Battle Dressing Station #2	14
Battle Dressing Station #3	15
Complement	16
Status of Outstanding Shipalts	16
Size and Location of Area for Breakout of Surgical Block	16
Stowage Near Helo Pad for Replacement Litters and Blankets	16

LSD-37

USS PORTLAND

LSD-37

TACTICAL MISSION:

See NWIP 11

MEDICAL MISSION:

- (1) Medical care for ship's crew
- (2) Medical support for embarked non-crew personnel

MEDICAL ASSETS:

Asset	Normal Use/Type	Remarks
Triage Area	Mess Area	Also BDS
Operating Room(s)	Operating Room	
Non-Ded OR(s)	Surgical Dressing	Main BDS
Minor Surgery Room		None
Primary Ward	Ward	w/Diet Pantry
Overflow Ward(s)	Troop Area	
Quiet Room(s)	Quiet Room	4 Beds
Intensive Care Unit		Use Ward
X-Ray	Portable (15 ma)	
Physiotherapy	None	
Pharmacy	Pharmacy	Only stocked items
Blood Storage	None	
Morgue	Chill Box	30 x 8 feet
Dental OR	None	
Dental X-Ray	None	
Laboratory	Routine Clinical	
Admin. Office	Medical Administration	
Supply Room	Storage	2 Rooms
Battle Dressing Station	Triage, Non-Ded. OR and BDS	Well equipped

CASUALTY FLOW:

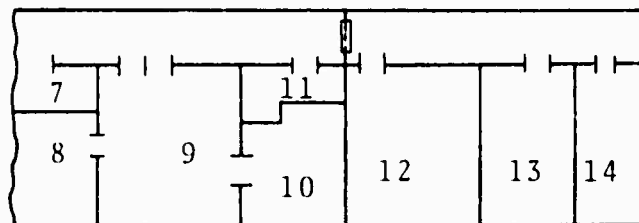
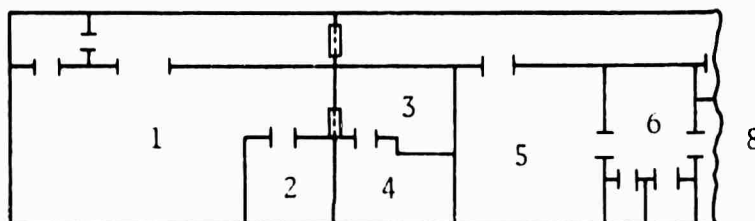
Not determined

SIGNIFICANT DEFICIENCIES:

Not determined

MAJOR MEDICAL SPACE OVERVIEW

REFERENCE :	LOCATION :	FACILITY :
1	1-151-1-L	Ward
2	1-151-1-L	Diet Pantry
3	1-146-1-L	Ward Bath
4	1-146-1-Q	Utility Room
5	1-141-1-L	Operating Room
6	1-137-1-L	Scrub Room
7	1-133-1-Q	Apparatus Room
8	1-133-1-Q	Sterilizer Room
9	1-127-1-L	Surgical Dressing Room
10	1-124-1-A	X-Ray Dark Room
11	1-124-1-A	Medical Stores
12	1-117-1-A	Drying Room
13	1-113-1-L	Pharmacy and Laboratory
14	1-109-3-Q	Medical Dept. Office



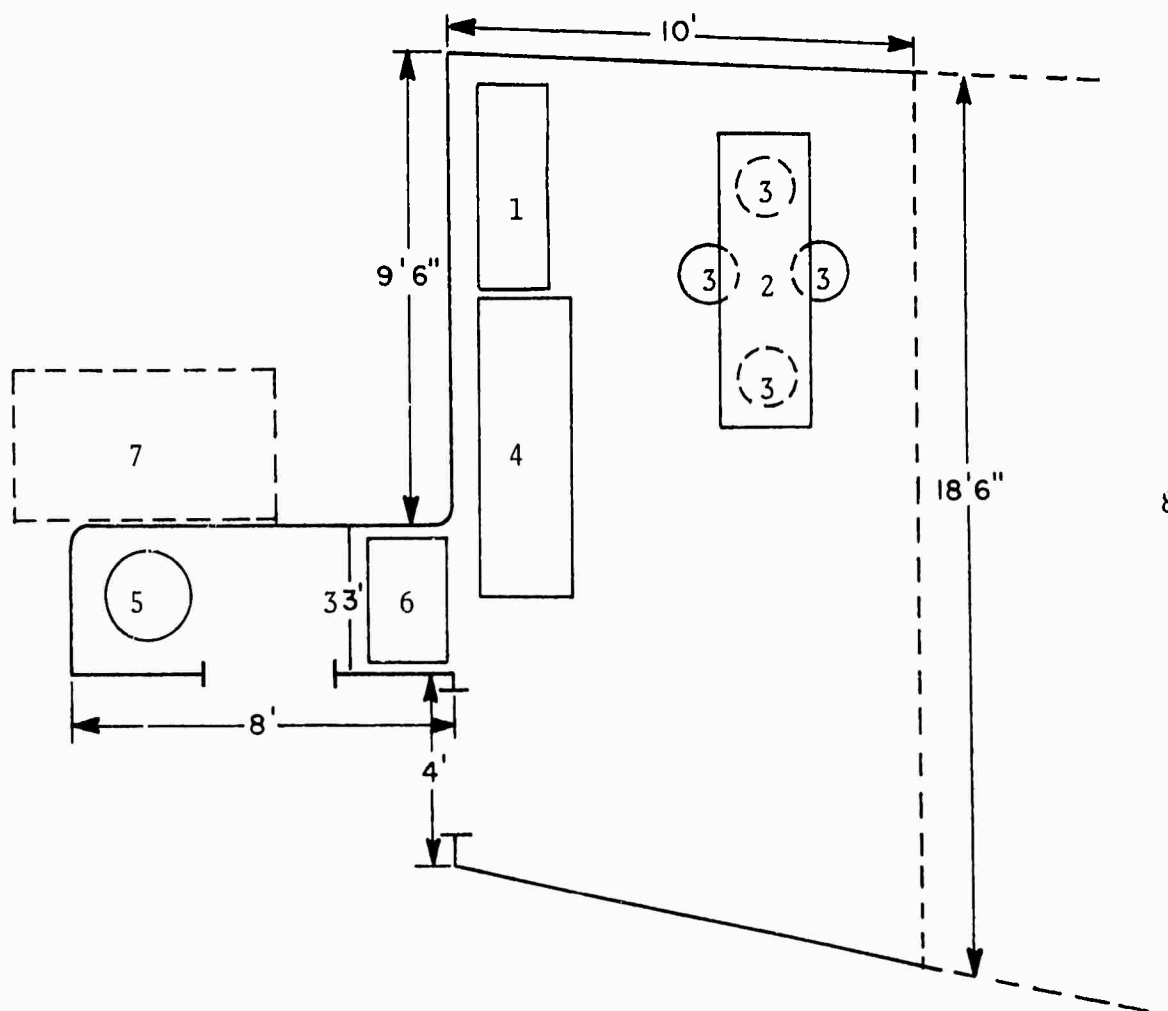
TRIAGE AREA

LOCATION: 01-68-2-L

FLOOR PLAN: Not to scale

EQUIPMENT:

- 1-Dressing cabinet & portable sterilizer
- 2-Treatment table
- 3-Castle lights
- 4-Hinged shelf
- 5-Water heater
- 6-Sink
- 7-Water tank (overhead)
- 8-Mess table area





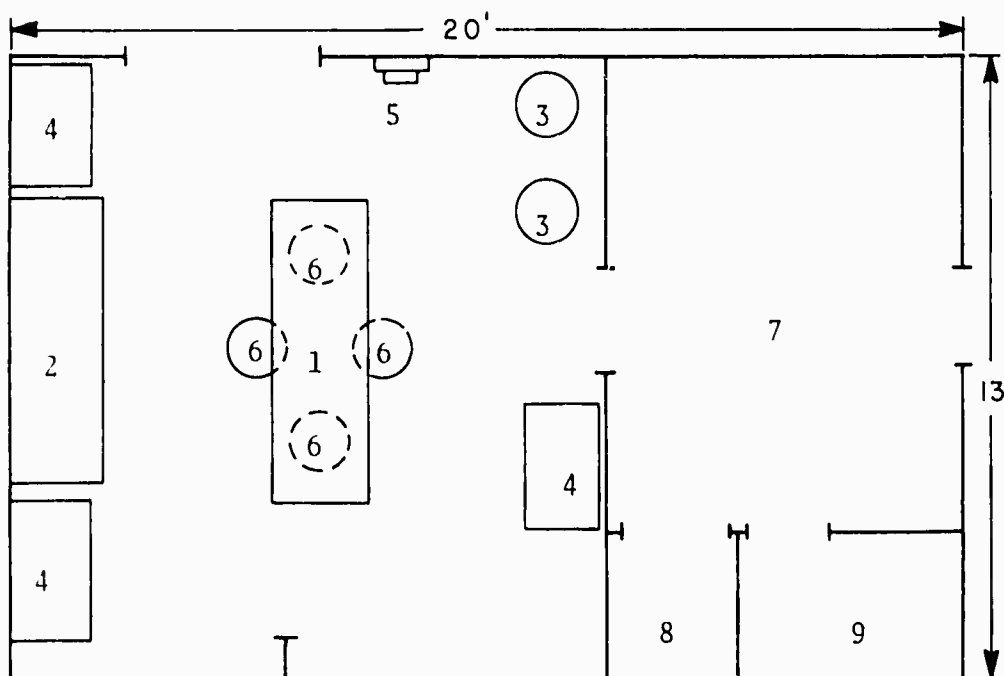
DEDICATED OPERATING ROOM

LOCATION: 1-141-1-1.

FLOOR PLAN: Not to scale

EQUIPMENT:

- 1-OR table
- 2-Cabinet
- 3-Solution basin
- 4-Instrument & dressing stands
- 5-X-Ray film illuminator
- 6-Lights
- 7-Scrub room
- 8-Cleaning gear locker
- 9-Water closet

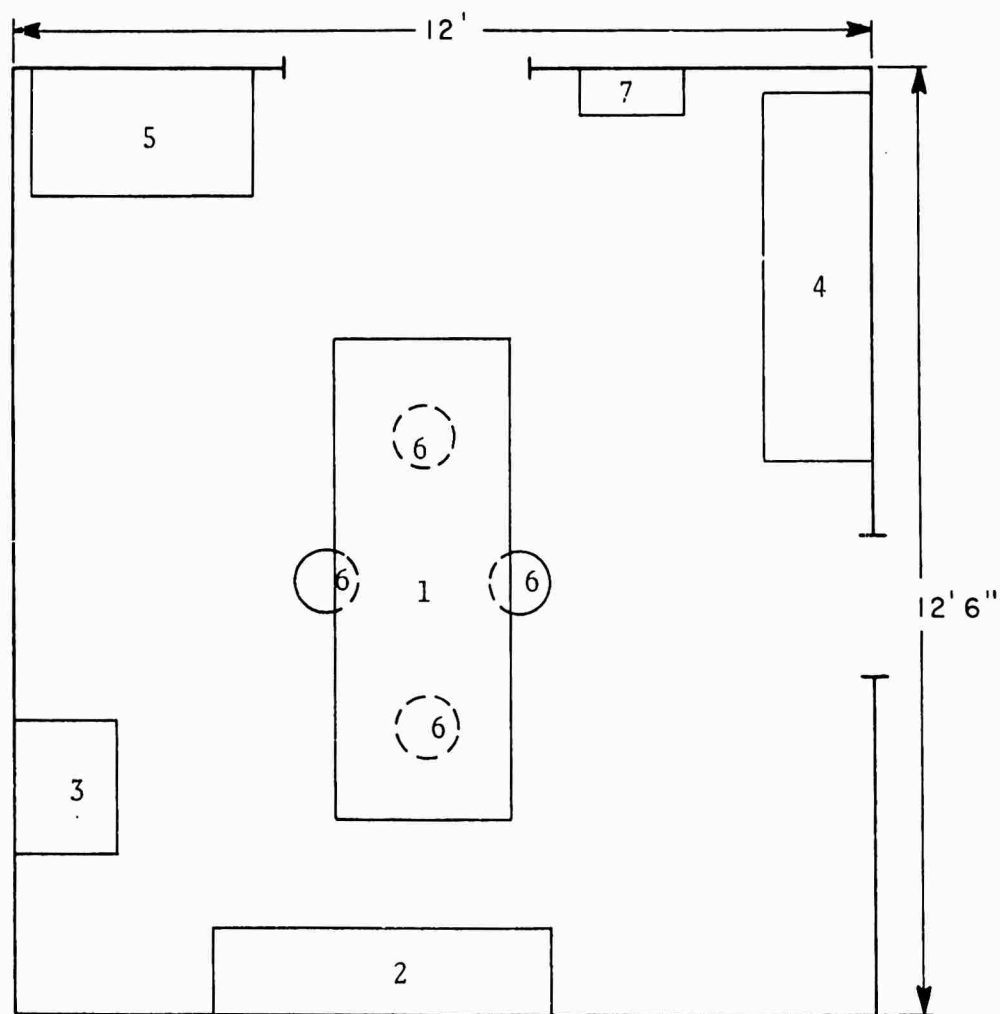


NON-DEDICATED OPERATING ROOM

LOCATION: 1-127-1-L

FLOOR PLAN: Not to scale

- EQUIPMENT:  
1-OR table  
2-Cabinet  
3-Sink  
4-Dressing cabinet  
5-Desk  
6-Lights  
7-X-Ray film illuminator



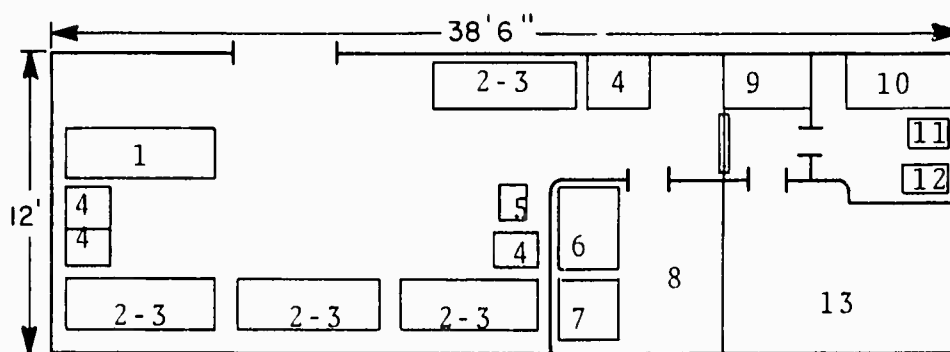
PRIMARY WARD

LOCATION: 1-151-1-1.

FLOOR PLAN: Not to scale

EQUIPMENT:

- 1-Orthopedic bed
- 2-Adjustable bed
- 3-Fixed bed
- 4-Locker
- 5-Fountain
- 6-Refrigerator
- 7-Sink & counter
- 8-Diet pantry
- 9-Shower
- 10-Toilet
- 11-Urinal
- 12-Sink
- 13-Utility room



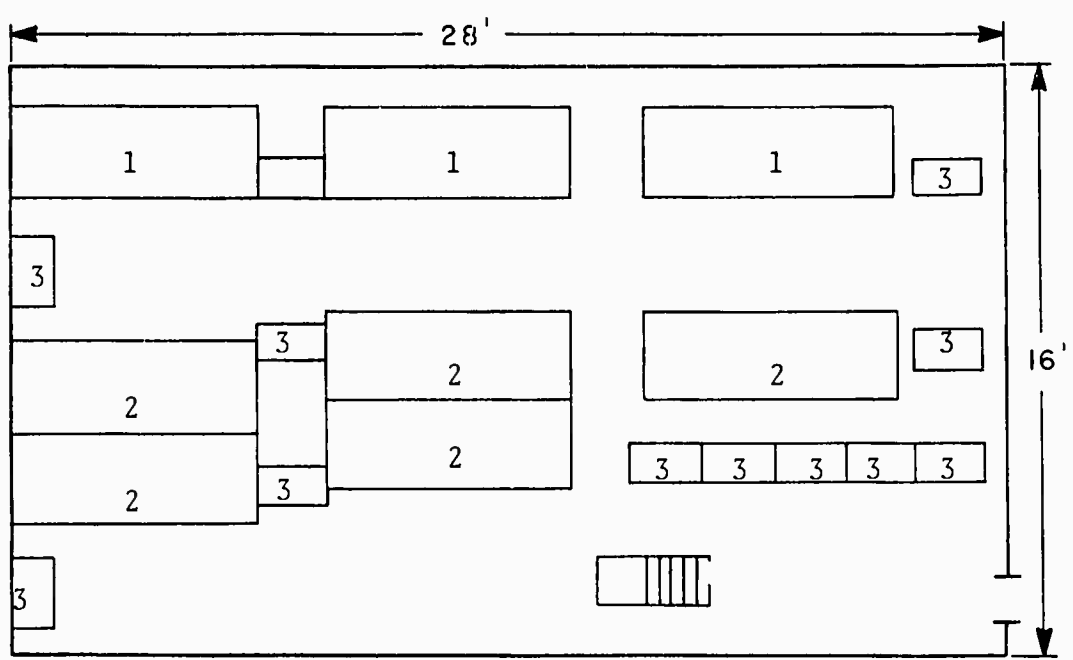
OVERFLOW WARD #1

LOCATION: 2-166-2-L

NORMAL USE: Troop Berthing

FLOOR PLAN: Not to scale

EQUIPMENT:  
1-Beds (3 high)  
2-Beds (4 high)  
3-Lockers



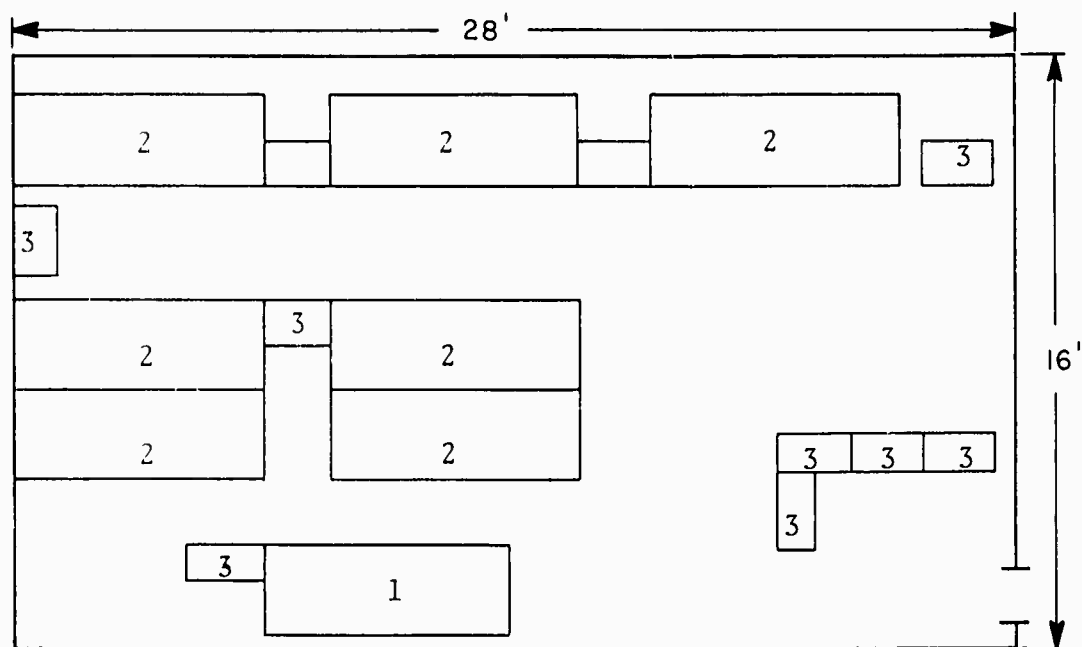
OVERFLOW WARD #2

LOCATION: 2-123-2-1

NORMAL USE: Troop Berthing

FLOOR PLAN: Not to scale

EQUIPMENT:  
1-Beds (3 high)  
2-Beds (4 high)  
3-Locker



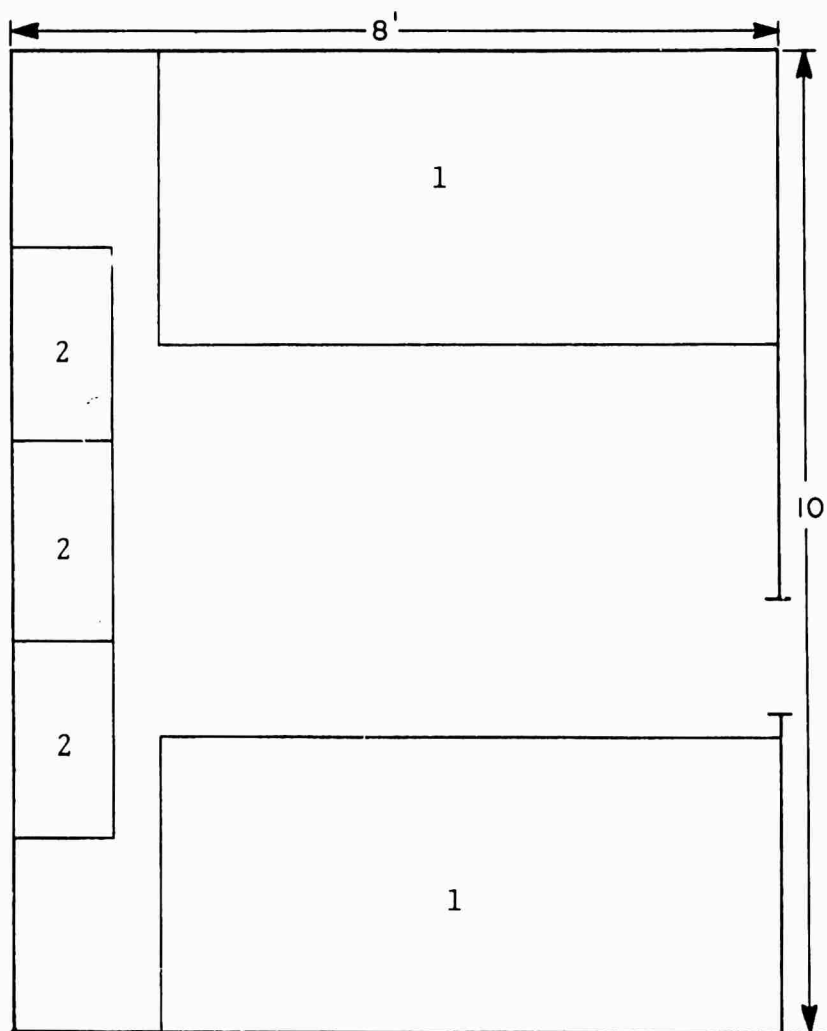
QUIET ROOM

LOCATION: 02-105-3-L

FLOOR PLAN: Not to scale

EQUIPMENT:

- 1-Bunk
- 2-Locker



LABORATORY

LOCATION: 1-113-1-L

CAPABILITY: Routine clinical laboratory. Refrigerator available for blood storage is in Ward Diet Pantry. Capacity is 8 cu. ft.

MAJOR EQUIPMENT:

- |                         |                                |
|-------------------------|--------------------------------|
| 1. Binocular microscope | 3. Table-top centrifuge        |
| 2. Built-in incubator   | 4. Storage cabinet 42"x60"x24" |

X-RAY

LOCATION: Portable unit

MAJOR EQUIPMENT:

1. Developing tank
2. Portable dryer

PHARMACY

LOCATION: 1-113-1-L

CAPABILITY: Very limited - primarily storage and dispensing prepared drugs.

MAJOR EQUIPMENT:

1. Scales
2. Storage cabinet

CENTRAL SUPPLY/STERILIZATION ROOM

LOCATION: 1-133-1-Q

Autoclaves by type: Steam and/or Electrical

MORGUE

LOCATION: 2-52-4-A (chill box 0-33°)

STORAGE CAPACITY: 30' x 8'

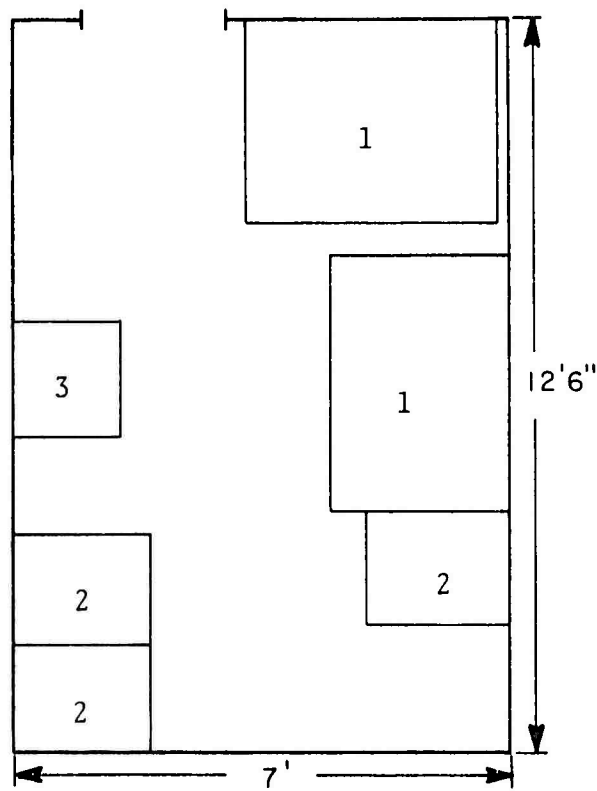
MEDICAL ADMINISTRATION

LOCATION: 1-109-3-Q

FLOOR PLAN: Not to scale

EQUIPMENT:

- 1-Desk
- 2-File
- 3-Sink





MEDICAL SUPPLY

LOCATION: 1-124-1-A & 4-28-1-A

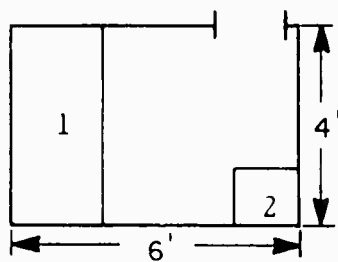
FLOOR PLAN: Not to scale

EQUIPMENT:

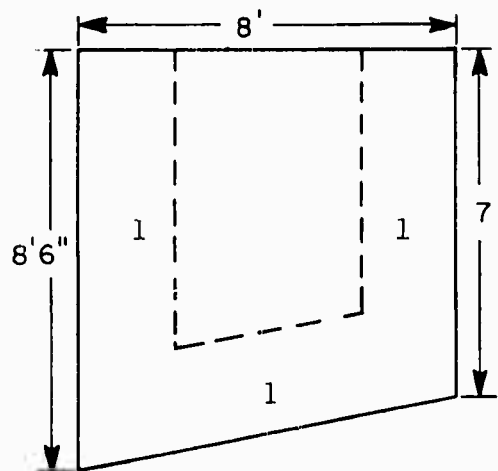
1-Shelves

2-Safe

1-124-1-A



4-28-1-A



USS PORTLAND

LSD-37

BATTLE DRESSING STATION #1

LOCATION: 01-68-2-L (Same as Triage Area)

FLOOR PLAN: (See Triage Area)

EQUIPMENT:  
See Triage Area

USS PORTLAND

LSD-37

BATTLE DRESSING STATION #2

LOCATION: 1-127-1-L (Same as Non-dedicated Operating Room)

FLOOR PLAN: (See Non-dedicated Operating  
Room)

EQUIPMENT:  
See Non-dedicated OR

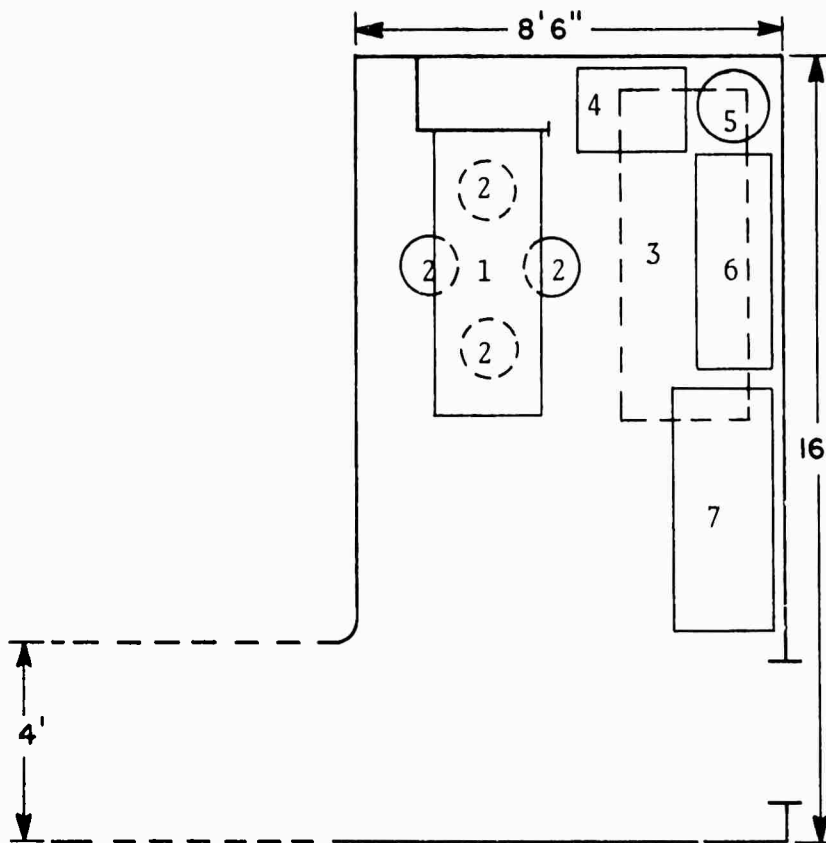
BATTLE DRESSING STATION #3

LOCATION: 2-212-2-L

FLOOR PLAN: Not to scale

EQUIPMENT:

- 1-OR table
- 2-Lights
- 3-100 gallon overhead water tank
- 4-Sink
- 5-Water heater
- 6-Locker
- 7-Hinged shelf



USS PORTLAND

LSD-37

COMPLEMENT:

<u>SPECIALTY</u>	<u>RANK OR RATE</u>
8405	HMCS
8452	HM1
8404	HM2
0000	HM3

STATUS OF OUTSTANDING SHIPALTS:

Ship recently constructed

SIZE AND LOCATION OF AREA FOR BREAKOUT OF SURGICAL BLOCK

Not designated to receive surgical team.

STOWAGE NEAR HELO PAD FOR REPLACEMENT LITTERS AND BLANKETS:

Not determined

**UNCLASSIFIED**

**INVENTORY OF  
THE MEDICAL CAPABILITY  
OF THE  
USS PENSACOLA  
LSD-38**

**UNCLASSIFIED**

USS PENSACOLA

No report has been prepared on this ship which is under construction. Receipt of the needed information at a later date will permit its insertion at that time.



UNCLASSIFIED

**INVENTORY OF  
THE MEDICAL CAPABILITY  
OF THE  
USS CHILTON  
LPA-38**

**UNCLASSIFIED**



## TABLE OF CONTENTS

<u>Item</u>	<u>Page No.</u>
Tactical Mission	1
Medical Mission	1
Medical Assets	1
Casualty Flow	1
Significant Deficiencies	1
Triage Area	2
Operating Room	3
Primary Ward	4
Overflow Ward	5
Quiet Room	6
Dental Operating Room #1	7
Dental Operating Room #2	8
Laboratory	9
X-Ray	9
Pharmacy	9
Central Supply/Sterilization Room	10
Morgue	10
Medical Administration	11
Medical Supply	12
Dental Supply	13
Battle Dressing Station #1	14
Battle Dressing Station #2	15
Battle Dressing Station #3	16
Complement	17

TACTICAL MISSION:

See NWIP 11

MEDICAL MISSION

- (1) Medical care for ship's crew
- (2) Medical support to other ships
- (3) Medical support for embarked non-crew personnel
- (4) Casualty receiving/evacuation

MEDICAL ASSETS:

Asset	Normal Use/Type	Remarks
Triage Area	Open Deck Area	
Operating Room(s)	Operating Room	
Non-Ded OR(s)		None
Minor Surgery Room		None
Primary Ward	Corpsman Berthing	10 Beds
Overflow Ward(s)	Temp. Officer Berth	30 Beds Total
Quiet Room(s)		4 Beds
Intensive Care Unit		None
X-Ray	Portable & Fixed Unit	
Physiotherapy		None
Pharmacy	Pharmacy	Prepared Drugs
Blood Storage		None
Morgue	Food Storage Space	
Dental OR	Dental OR	Two Rooms
Dental X-Ray	Fixed Unit	In OR #2
Laboratory	Diagnostic Procedures	
Admin. Office	Administration	3 Desks, 3 Files
Supply Room	Medical Supply	Four Storerooms
Battle Dressing Stations	Berthing Spaces	Standard Equipment

CASUALTY FLOW:

Not capable of receiving casualties via helicopter. Casualties received by boat are screened on the quarter deck area and then distributed to one of three Battle Dressing Stations.

SIGNIFICANT DEFICIENCIES:

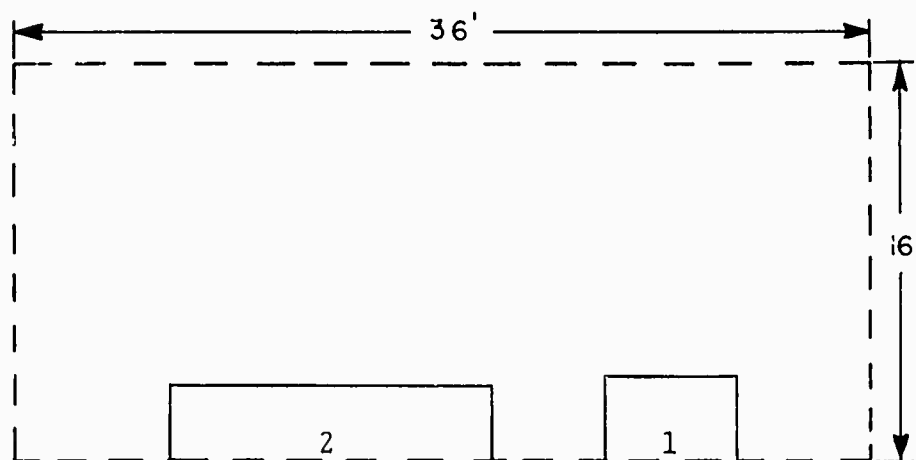
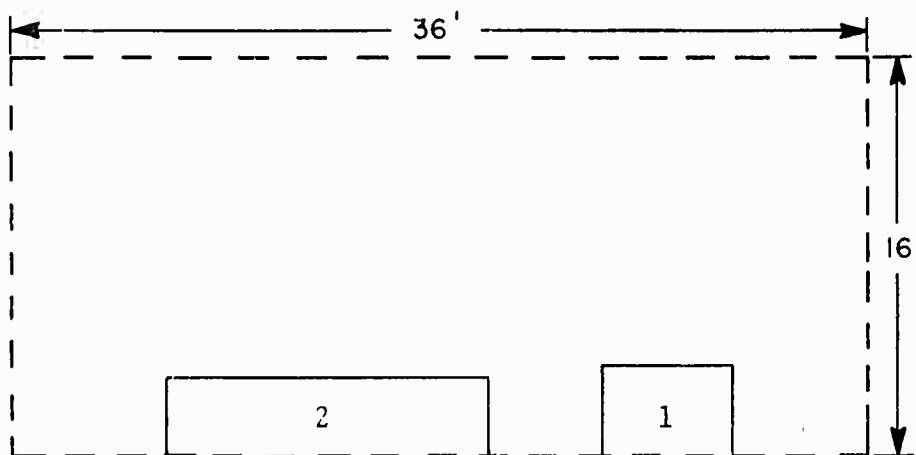
Two Dental Operating Rooms with no dental officer on personnel complement.

TRIAGE AREA

LOCATION: Debark Points: Blue 5 & 6, Green 9 & 10

FLOOR PLAN: Not to scale

EQUIPMENT:  
1-First Aid Boxes  
2-Litters



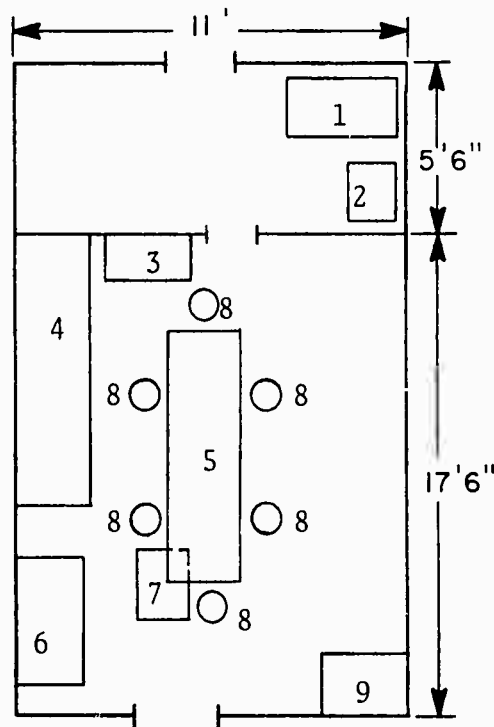
OPERATING ROOM

LOCATION: Main Medical Space

FLOOR PLAN: Not to scale

EQUIPMENT:

- 1-Scanlan-Morris autoclave
- 2-Porcelain scrub sink
- 3-Cambridge VSIII EKG
- 4-Sterile instrument cabinet
- 5-FSN 6530-709-9035 operating table
- 6-Anesthesia machine
- 7-Gomco suction
- 8-Castle lights
- 9-Burdick DC defibrillator

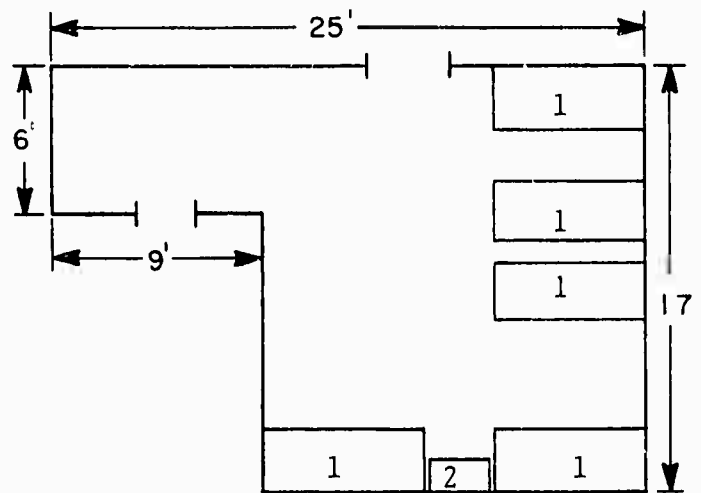


PRIMARY WARD

LOCATION: Main Medical Space

FLOOR PLAN: Not to scale

EQUIPMENT:  
1-Beds (10)  
2-Linen locker



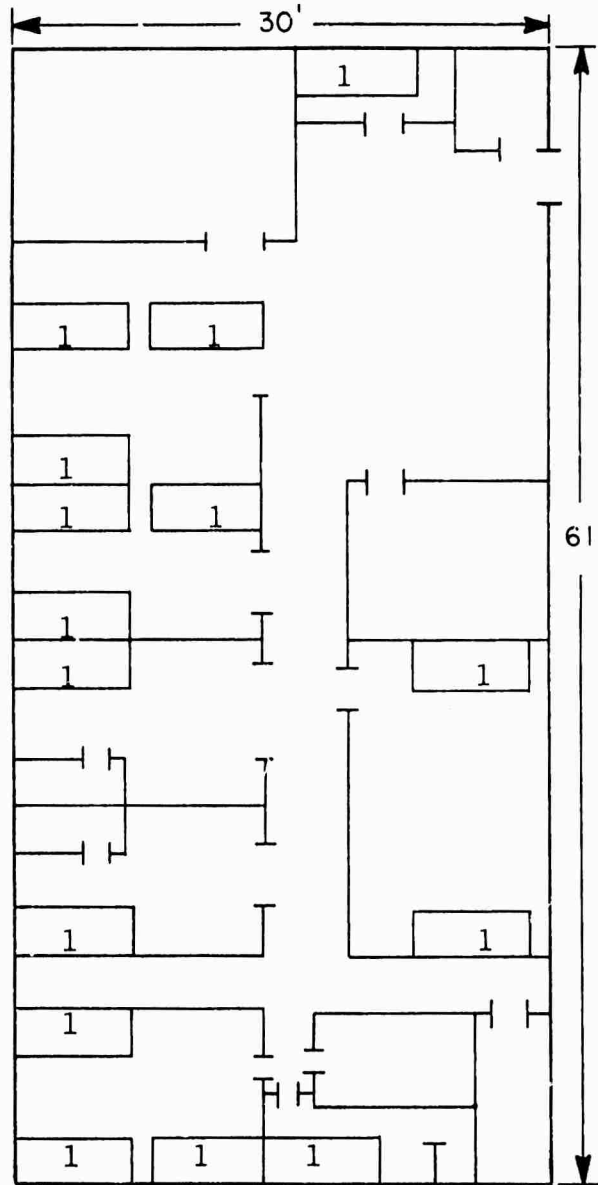
OVERFLOW WARD

LOCATION: Forward of Main Medical spaces

NORMAL USE: Temporary Officers Quarters

FLOOR PLAN: Not to scale

EQUIPMENT:  
1-Bunks (30)



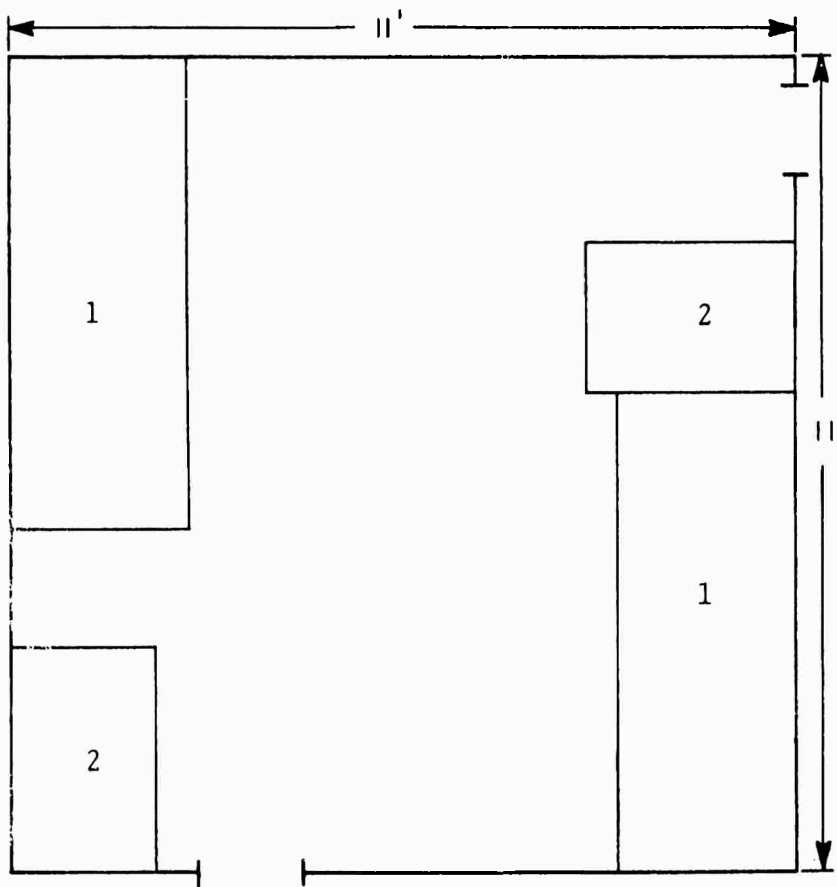
QUIET ROOM

LOCATION: Main Medical Space

NORMAL USE: Isolation ward and corpsman berthing

FLOOR PLAN: Not to scale

EQUIPMENT:  
1-Beds (4)  
2-Lockers



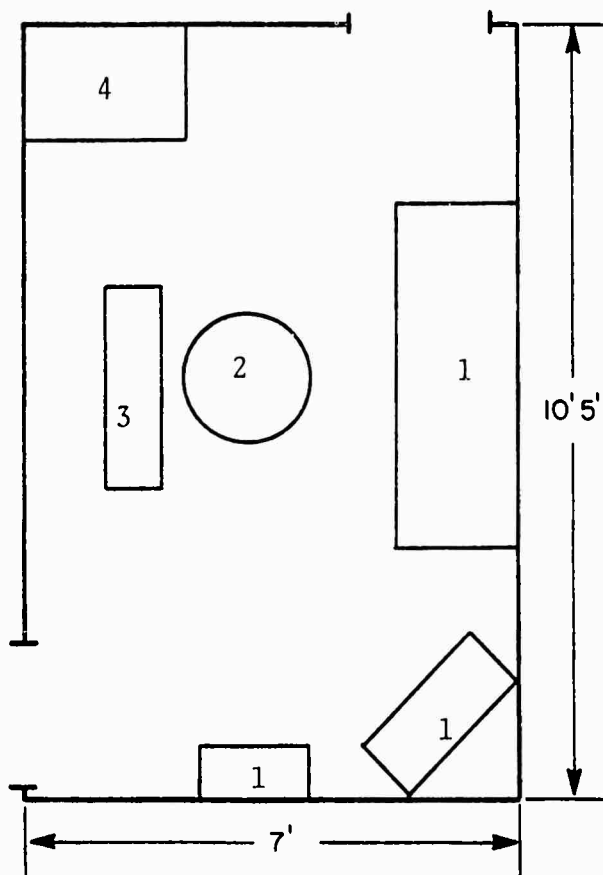
DENTAL OPERATING ROOM #1

LOCATION: FR 142 Main Deck

FLOOR PLAN: Not to scale

EQUIPMENT:

- 1-Cabinet
- 2-Dental chair
- 3-Dental unit
- 4-Sink





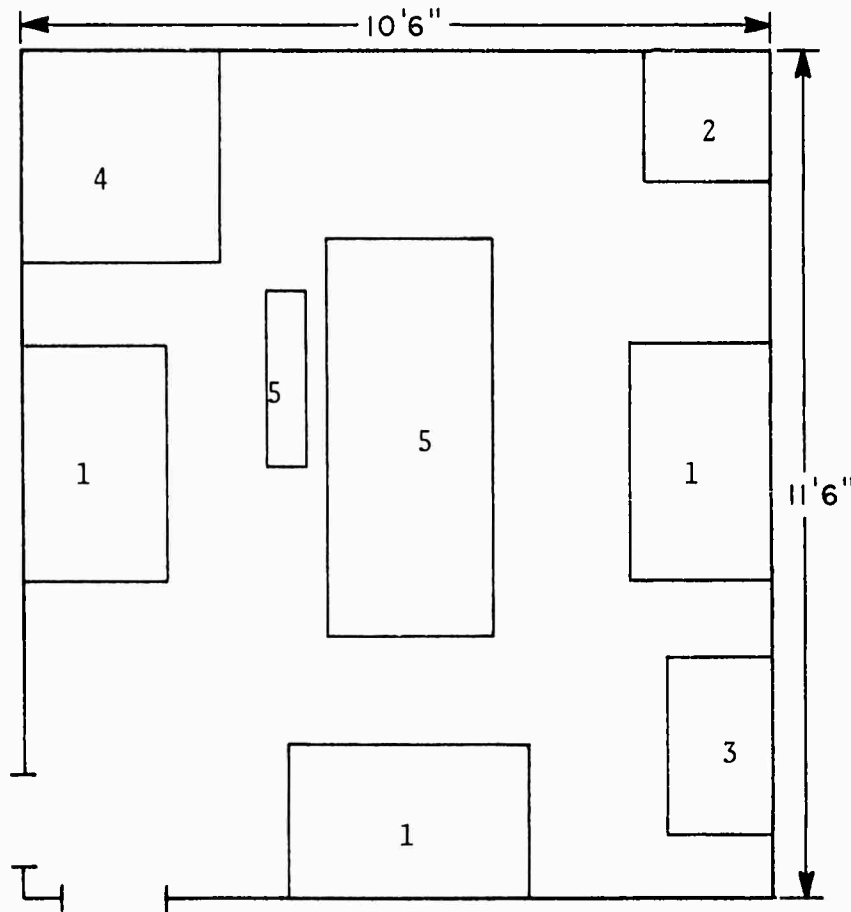
DENTAL OPERATING ROOM #2

LOCATION: FR 142 Main Deck

FLOOR PLAN: Not to scale

EQUIPMENT:

- 1-Cabinet
- 2-Sink
- 3-X-Ray unit
- 4-Air conditioner
- 5-Dental unit



LABORATORY

LOCATION: Main medical spaces

CAPABILITY: Not capable of storing blood except in emergency situation. Normal laboratory procedures: RPR slide test, monospot, crossmatch, blood type, urinalysis, CBC, gram stain, urine and throat cultures.

MAJOR EQUIPMENT:

1-Centrifuge - six place head      3-Centrifuge - hematocrit  
2-Microscope - 3 objective      4-Incubator

X-RAY

LOCATION: Fixed unit in doctor's office, portable unit in OR.

MAJOR EQUIPMENT:

1-Picker Military Field Unit - (6525-601-3680) Fixed Unit  
2-Picker Military Field Unit - (6525-680-0893) Mobile Unit  
3-Developer and Fixer Tanks with an Air Dry Unit.

PHARMACY

LOCATION: Main medical spaces

CAPABILITY: Prescriptions filled for most antibiotics, analgesics, and other prepared drugs. Few, if any, drugs are compounded in the pharmacy.

MAJOR EQUIPMENT:

1-Mortar and pestle      3-Graduates  
2-Pill tile and counter      4-Counter balance scales

CENTRAL SUPPLY/STERILIZATION ROOM

LOCATION: Main medical spaces

Autoclaves by Type: Scanlan-Morris Autoclave

MORGUE

LOCATION: Only in emergency situations - refrigerator decks are utilized.

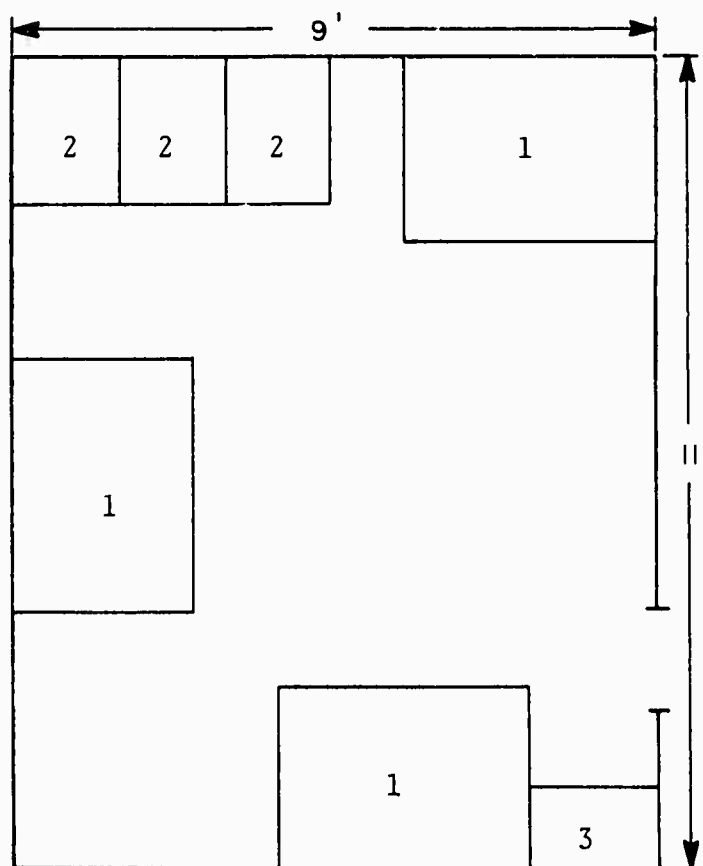
MEDICAL ADMINISTRATION

LOCATION: Main medical spaces

NORMAL USE: Medical administration

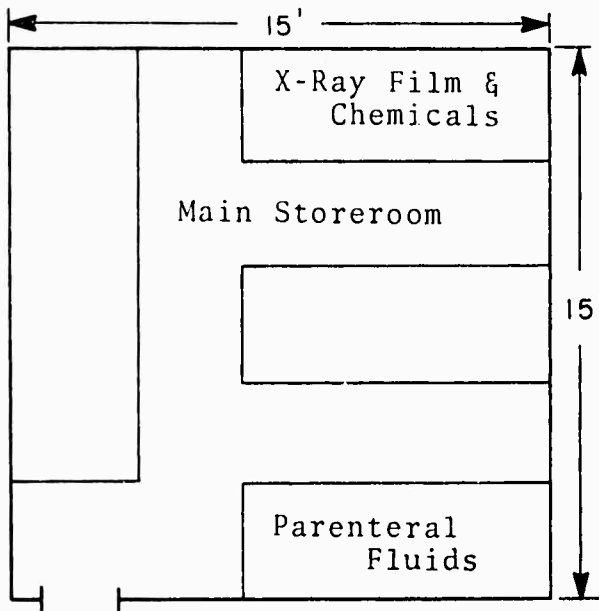
FLOOR PLAN: Not to scale

EQUIPMENT:  
1-Desks  
2-File Cabinets  
3-Bookcase

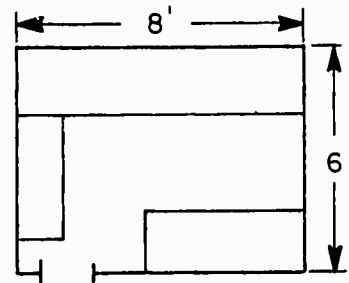


MEDICAL SUPPLY

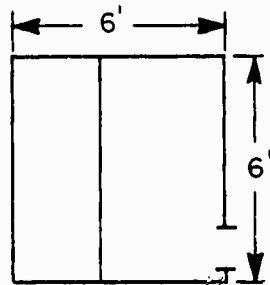
LOCATION: As indicated on sketches



Starboard Storeroom  
(Sick Bay)

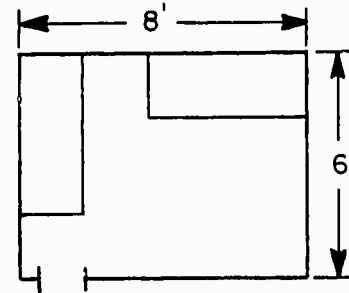


ET Stores



Parenteral Fluids

TOQ Storeroom  
(Sick Bay)



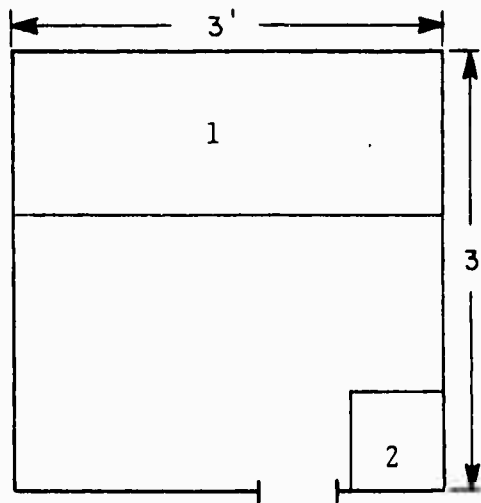
DENTAL SUPPLY

LOCATION: Dental OR #1

FLOOR PLAN: Not to scale

EQUIPMENT:

- 1-Shelves
- 2-X-Ray fixer and developer



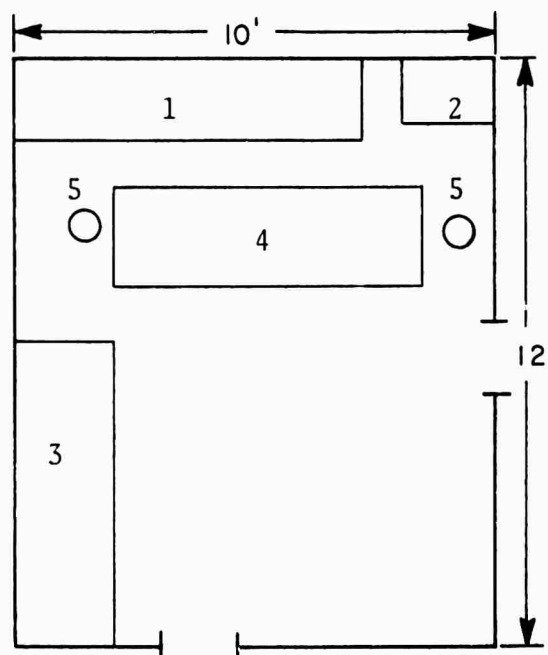
BATTLE DRESSING STATION #1

LOCATION: Sick Bay Treatment Room

FLOOR PLAN: Not to scale

EQUIPMENT:

- 1-Cabinet
- 2-Sink
- 3-Table
- 4-OR table
- 5-Castle lights



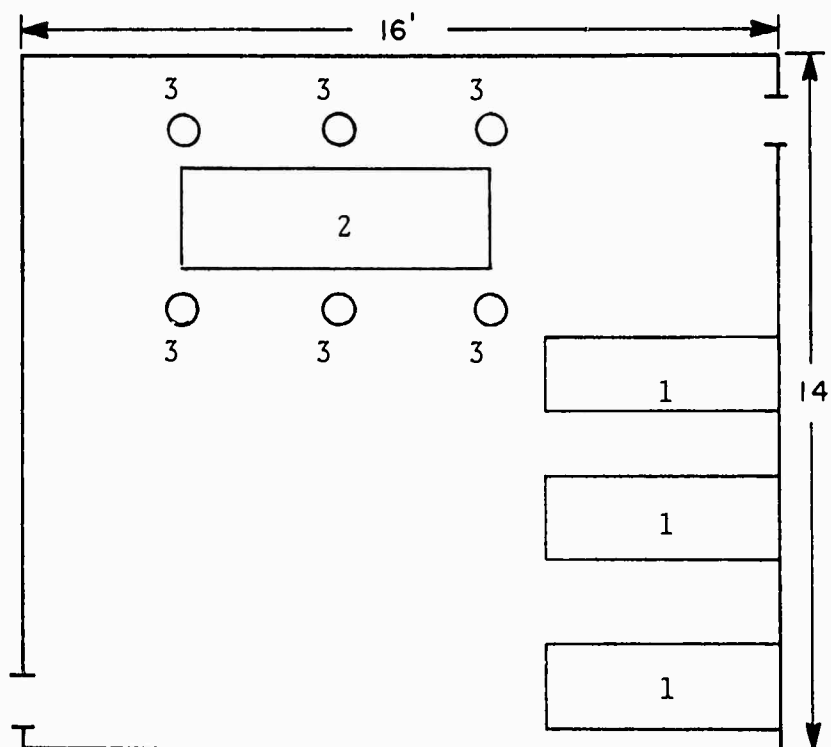
BATTLE DRESSING STATION #2

LOCATION: Aft

FLOOR PLAN: Not to scale

EQUIPMENT:

- 1-Crew's locker area
- 2-Operating table
- 3-Castle lights



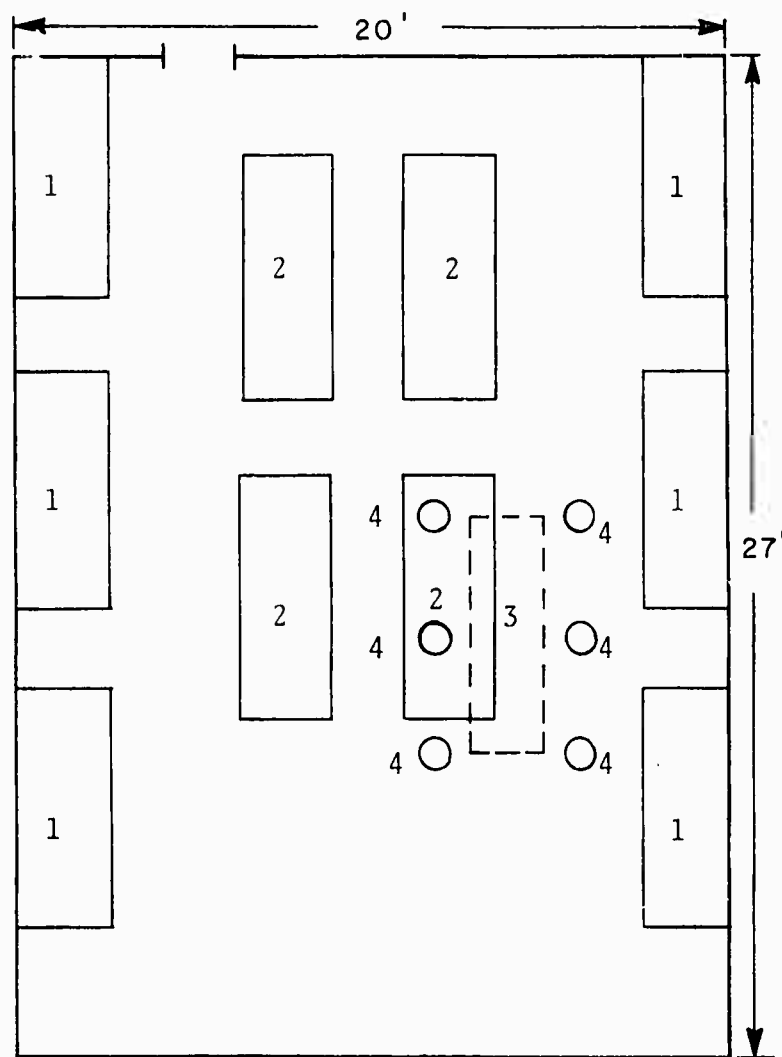


BATTLE DRESSING STATION #3

LOCATION: Forward

FLOOR PLAN: Not to scale

EQUIPMENT:  
1-Crew's berths  
2-Removable berths  
3-Portable OR table  
4-Castle lights



USS CHILTON

LPA-38

COMPLEMENT:

<u>SPECIALTY</u>	<u>RANK OR RATE</u>
2100 M.O.	LT MC
2100 Ass't M.O.	LT MC
2300 Med. Admin.	LT JG MSC
8452	HM1
0000	HM1
0000	HMCS
8417	HM2
8483	HM2
0000	HM2
0000	HM3
0000	HM3
0000	HM3
0000	HM3
0000	HM3
0000	HM3
0000	SA or SW
0000	DT2

STATUS OF OUTSTANDING SHIPALTS:

None

SIZE AND LOCATION OF AREA FOR BREAKOUT OF SURGICAL BLOCK:

Operating Room and Treatment Room

STOWAGE NEAR HELO PAD FOR REPLACEMENT LITTERS AND BLANKETS:

Ship has no helo pad.

**UNCLASSIFIED**

**INVENTORY OF  
THE MEDICAL CAPABILITY  
OF THE  
USS THUNDER BOLT  
LST-104**

TABLE OF CONTENTS

<u>Item</u>	<u>Page No.</u>
Tactical Mission	1
Medical Mission	1
Medical Assets	1
Casualty Flow	1
Significant Deficiencies	1
Major Medical Space Overview	2
Operating Room	3
Operating Room (non-dedicated)	4
Minor Surgery Area	5
Primary Ward	6
Quiet Room #1	7
Quiet Room #2	8
Dental Operating Room	9
Medical Administration	10
Medical Supply	11
Battle Dressing Station #1	12
Battle Dressing Station #2	13
Battle Dressing Station #3	14
Complement	15
Status of Outstanding Shipalts	15
Size and Location of Breakout Area for Surgical Block	15
Stowage Near Helo Pad for Replacement Litters and Blankets	15

TACTICAL MISSION:

Sec NWIP 11

MEDICAL MISSION:

- (1) Medical care for ship's crew
- (2) Medical support for embarked non-crew personnel
- (3) Casualty receiving/evacuation

MEDICAL ASSETS:

Assets	Normal Use/Type	Remarks
Triage Area	None identified	
Operating Room(s)	Major Surgery	
Non-Ded OR(s)	Surgical Dressing Room	
Minor Surgery Room	Battle Dressing Station	
Primary Ward	Ward	24 beds
Overflow Ward(s)	None designated	Use Troop berths
Quiet Room(s)	Quiet Room	2 beds
Intensive Care Unit		None
X-Ray	Portable Unit	
Physiotherapy		None
Pharmacy	Pharmacy & Laboratory	
Blood Storage		None identified
Morgue	None identified	Use Food Storage
Dental OR	Dental OR	
Dental X-Ray	In Dental OR	
Laboratory	Laboratory & Pharmacy	
Admin. Office	Administration	
Supply Room	Medical Supply	Two Storerooms
Battle Dressing Stations	Standard Equipment	Three BDS

CASUALTY FLOW:

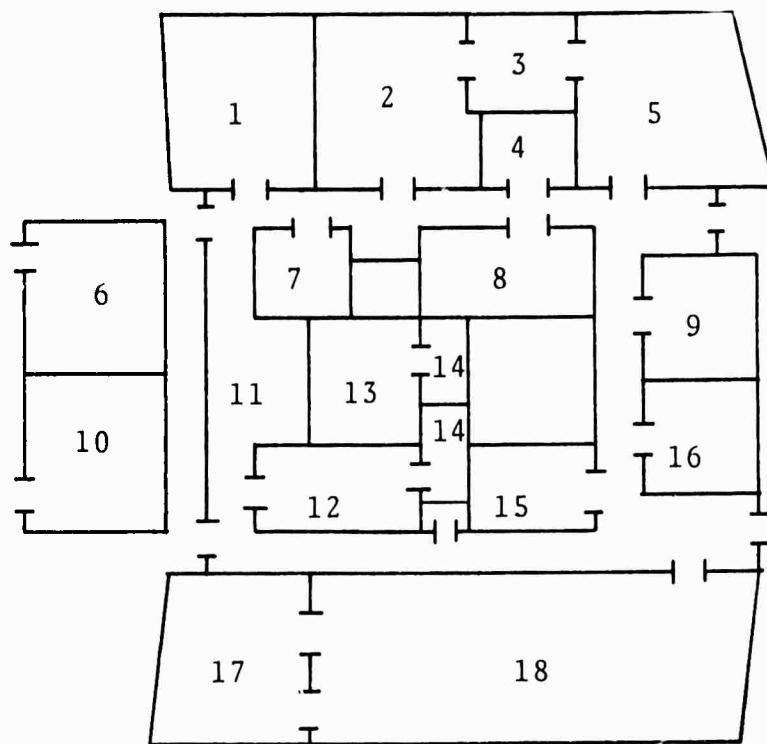
- (1) By helo: From helo pad on 01 Deck by elevator to Main Deck to Sick Bay on Main Deck.
- (2) By boat: From boat, by litter hoist port or starboard, to Main Deck to Sick Bay on Main Deck.

SIGNIFICANT DEFICIENCIES:

- (1) X-ray Room (part of Sterilizer Room) is too small.
- (2) Complement does not provide an O.R. Technician, who is needed even in peace time.

MAJOR MEDICAL SPACE OVERVIEW

<u>REFERENCE:</u>	<u>LOCATION:</u>	<u>FACILITY:</u>
1	1-101-2-L	Dental Operating Room
2	1-95-2-L	Operating Room
3	1-92-4-L	Sterilizer Room
4	1-92-2-L	Apparatus Room
5	1-85-2-L	Operating Room (Non-Ded.)
6	1-105-2-L	Dental Officers S.R.
7	1-99-2-L	X-Ray Dark Room
8	1-91-2-L	Pharmacy & Bact. Laboratory
9	1-86-2-Q	Clerical Office
10	1-105-1-L	Medical Officers' S.R.
11	1-86-0-L	BDS, Minor Surgery Area
12	1-97-1-L	Quiet Room #1
13	1-97-0-L	Isolation Ward/Quiet Rm #2
14	1-95-0-L & 1-95-1-L	Wash Room & Water Closet
15	1-91-1-Q	Diet Pantry
16	1-86-1-Q	Medical Dept. Office
17	1-101-3-L	Ward Wash Room & Water Closet
18	1-85-1-L	Ward





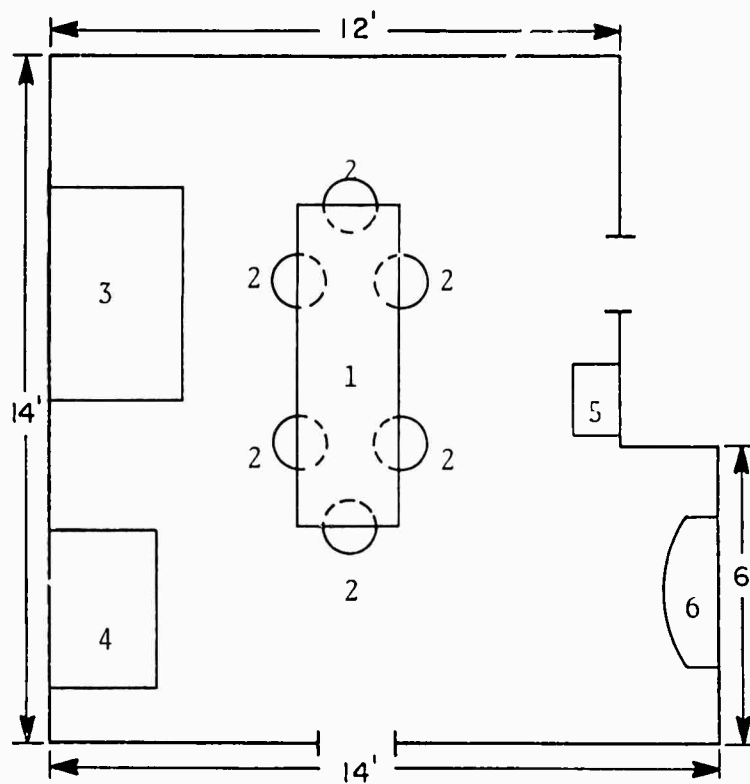
OPERATING ROOM

LOCATION: 1-95-2-L

FLOOR PLAN: Not to scale

EQUIPMENT:

- 1-Operating table
- 2-Castle lights
- 3-Cabinet
- 4-Instrument and dressing stand
- 5-Instrument stand
- 6-Sterilizer



OPERATING ROOM (non-dedicated)

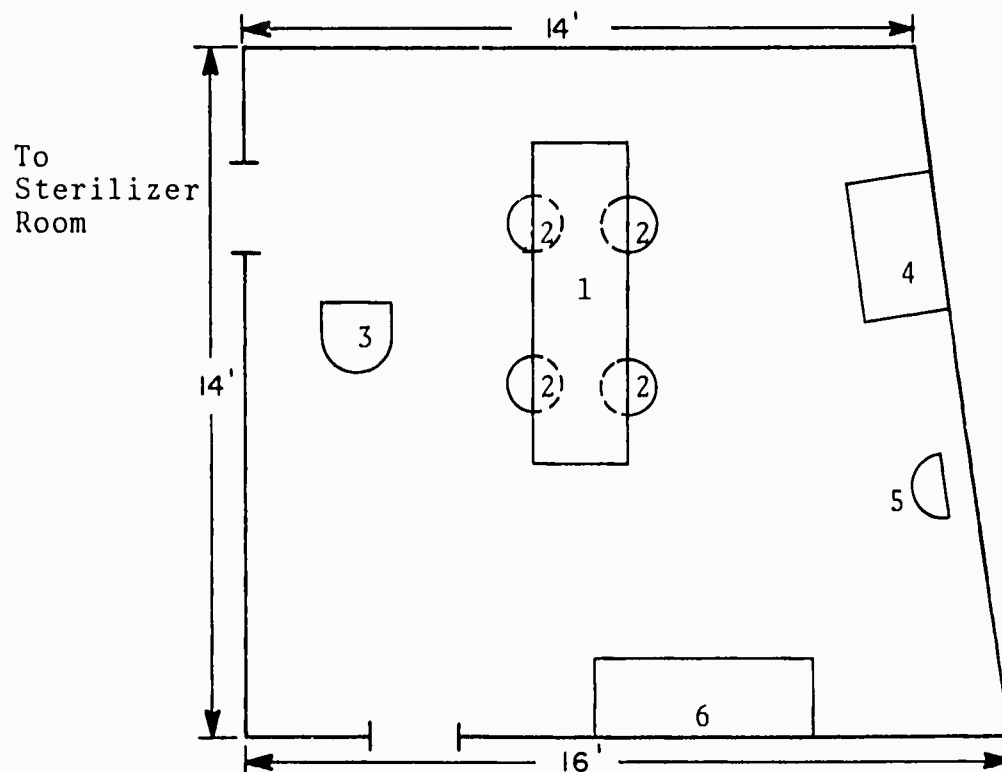
LOCATION: 1-85-2-L

NORMAL USE: Surgical Dressing Room

FLOOR PLAN: Not to scale

EQUIPMENT:

- 1-Operating table
- 2-Castle lights
- 3-Examining chair
- 4-Instrument and dressing stand
- 5-Scrub sink
- 6-Cabinet





MINOR SURGERY AREA

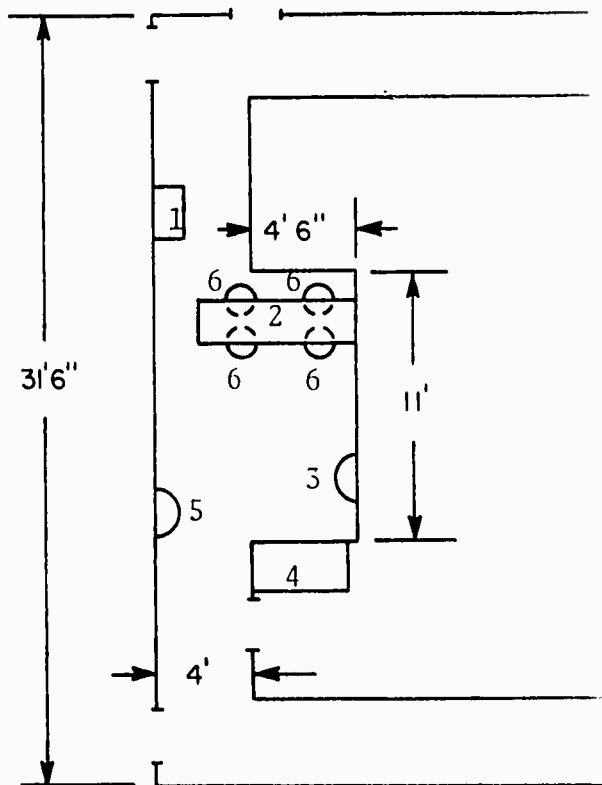
LOCATION: 1-86-0-L

NORMAL USE: Battle Dressing Station #1

FLOOR PLAN: Not to scale

EQUIPMENT:

- 1-Stowage
- 2-Operating table
- 3-Scrub sink
- 4-Medical locker
- 5-Sterilizer
- 6-Castle lights



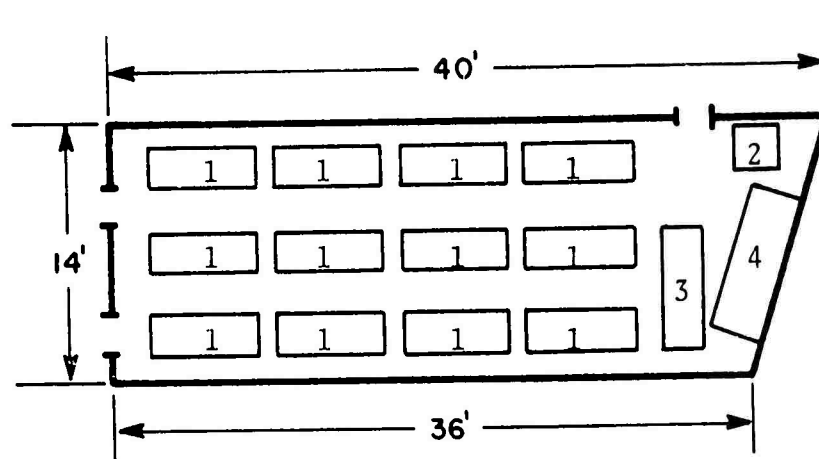
PRIMARY WARD

LOCATION: 1-85-1-L

NORMAL USE: Ward

FLOOR PLAN: Not to scale

EQUIPMENT:  
1-Bunks (24)  
2-Desk  
3-Linen locker  
4-Clothing locker



USS FRANCIS MARION

LPA-249

QUIET ROOM #1

LOCATION: 1-97-1-L

NORMAL USE: Quiet Room

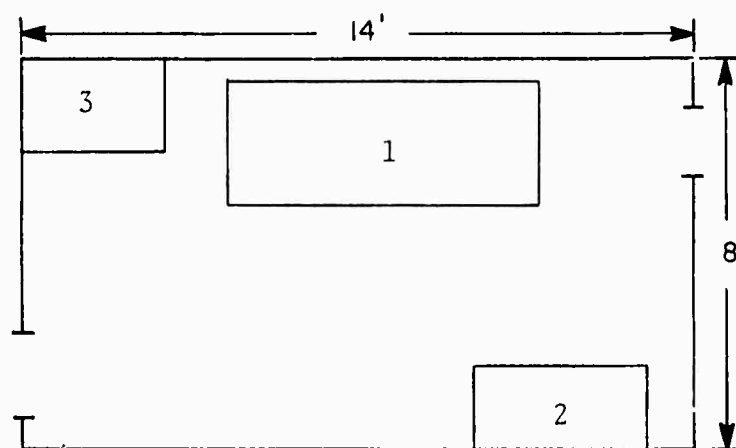
FLOOR PLAN: Not to scale

EQUIPMENT:

1-Bunks (2)

2-locker

3-Medical locker



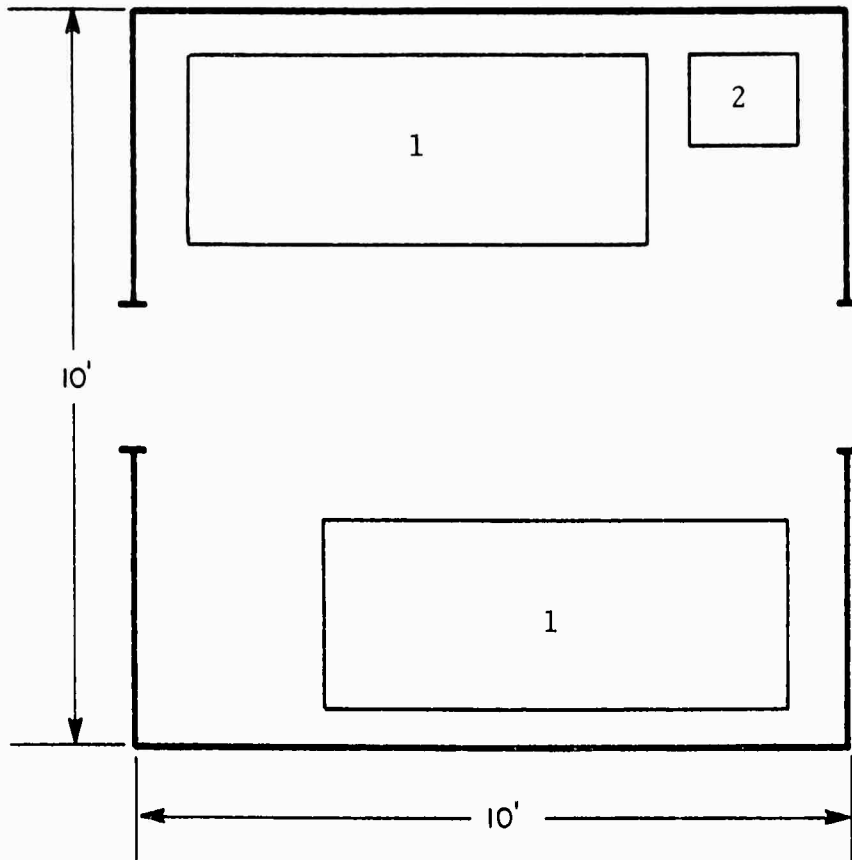
QUIET ROOM #2

LOCATION: 1-97-0-L

NORMAL USE: Isolation Ward

FLOOR PLAN: Not to scale

EQUIPMENT:  
1-Beds (4)  
2-Locker



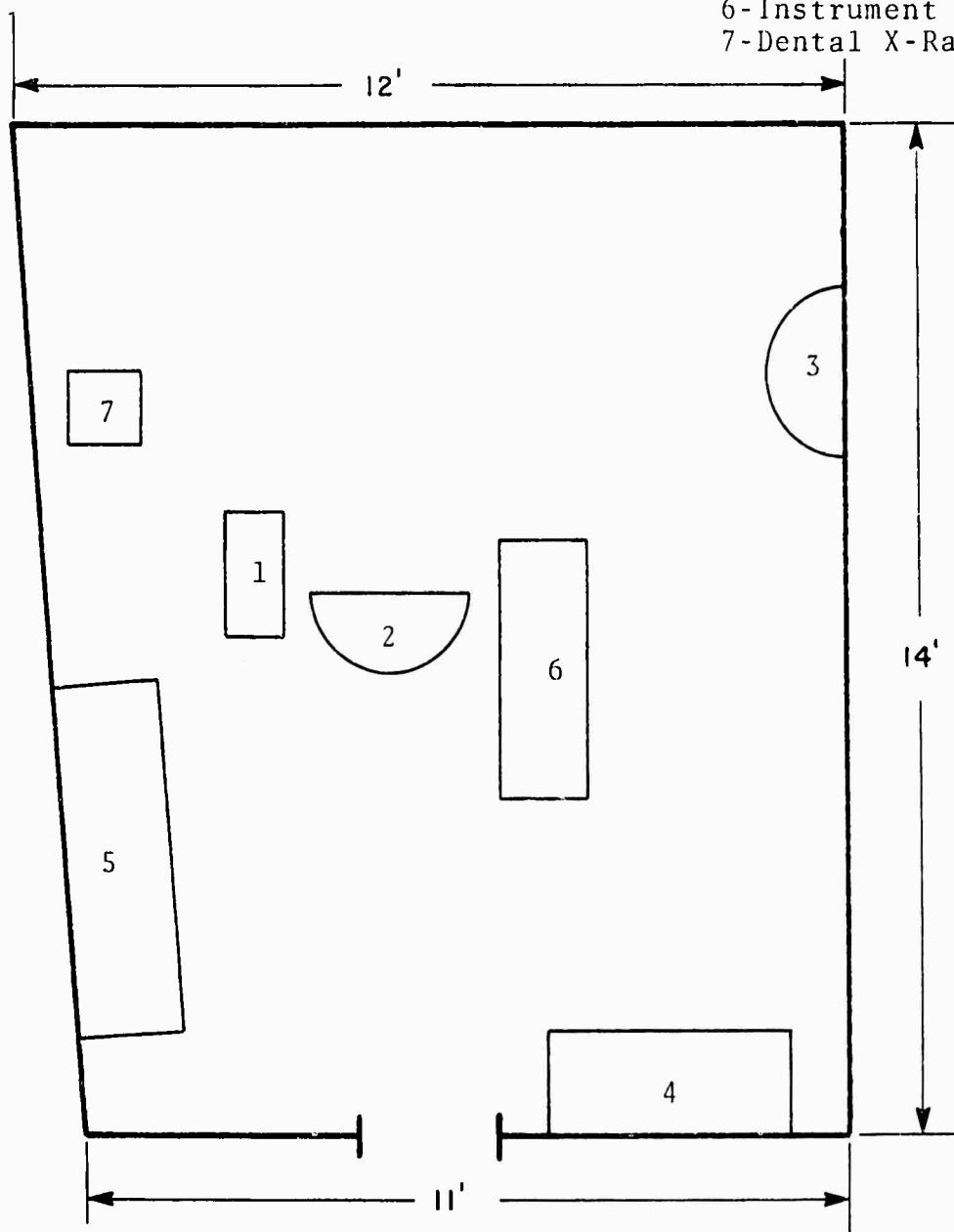
DENTAL OPERATING ROOM

LOCATION: 1-101-2-L

NORMAL USE: Dental Operating Room

FLOOR PLAN: Not to scale

- EQUIPMENT:  
1-Ritter Unit  
2-Operating chair  
3-Sink  
4-Desk  
5-Cabinet  
6-Instrument cabinet  
7-Dental X-Ray Unit

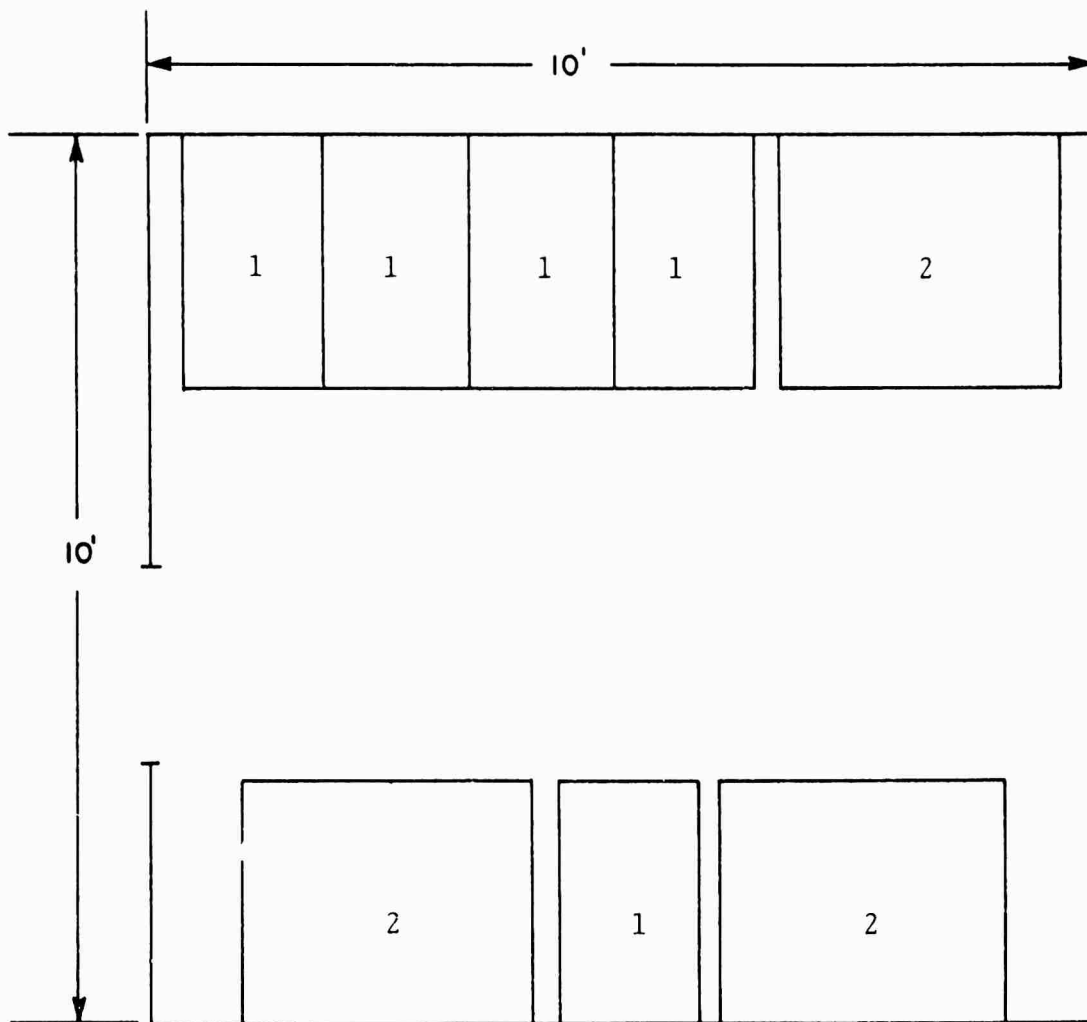


MEDICAL ADMINISTRATION

LOCATION: 1-86-2-Q

FLOOR PLAN: Not to scale

EQUIPMENT:  
1-File cabinet  
2-Desk



MEDICAL SUPPLY

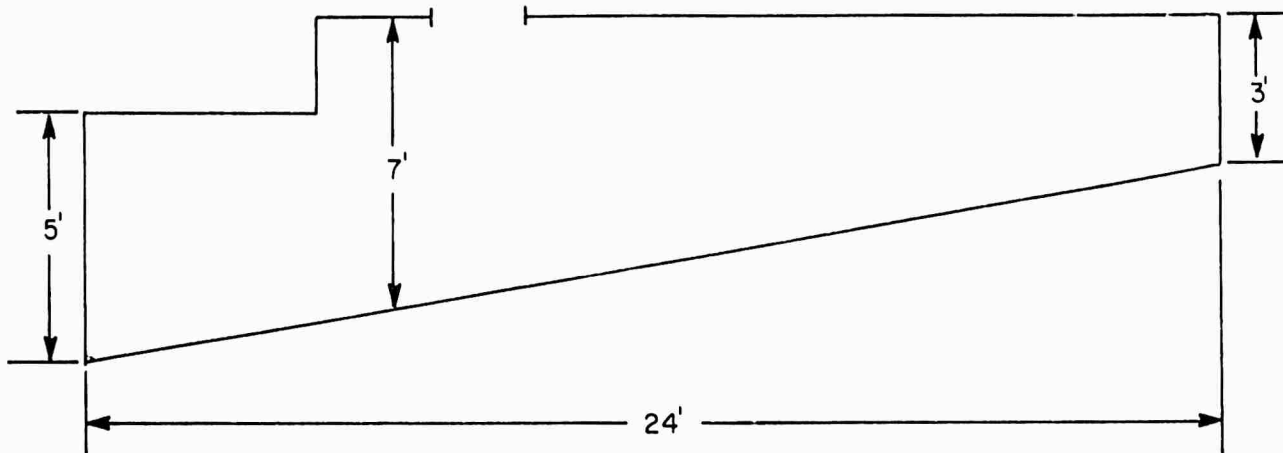
LOCATION: 4-24-1-A and 6-145-4-A

FLOOR PLAN: Not to scale

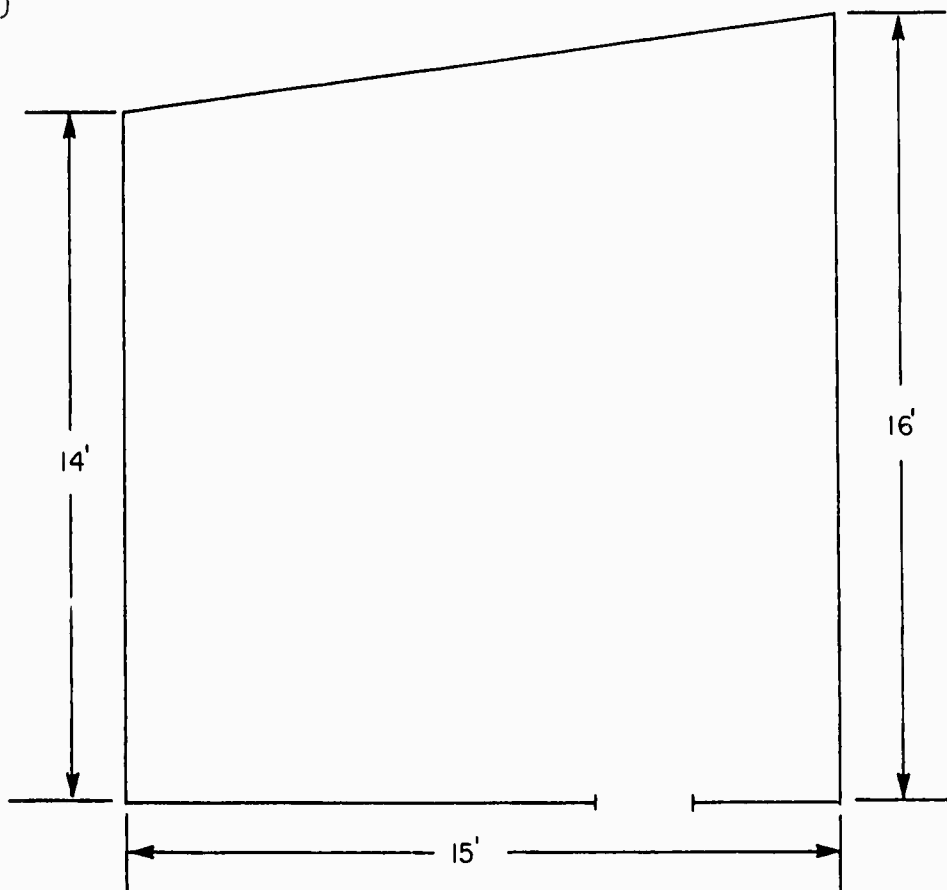
EQUIPMENT:

Medical Storeroom #1  
(4-24-1-A)

Unknown



Medical Storeroom #2  
(6-145-4-A)



USS FRANCIS MARION

LPA-249

BATTLL DRESSING STATION #1

LOCATION: 1-86-0-L (Minor Surgery Area)

FLOOR PLAN: See Minor Surgery Area

EQUIPMENT:  
See Minor Surgery  
Area

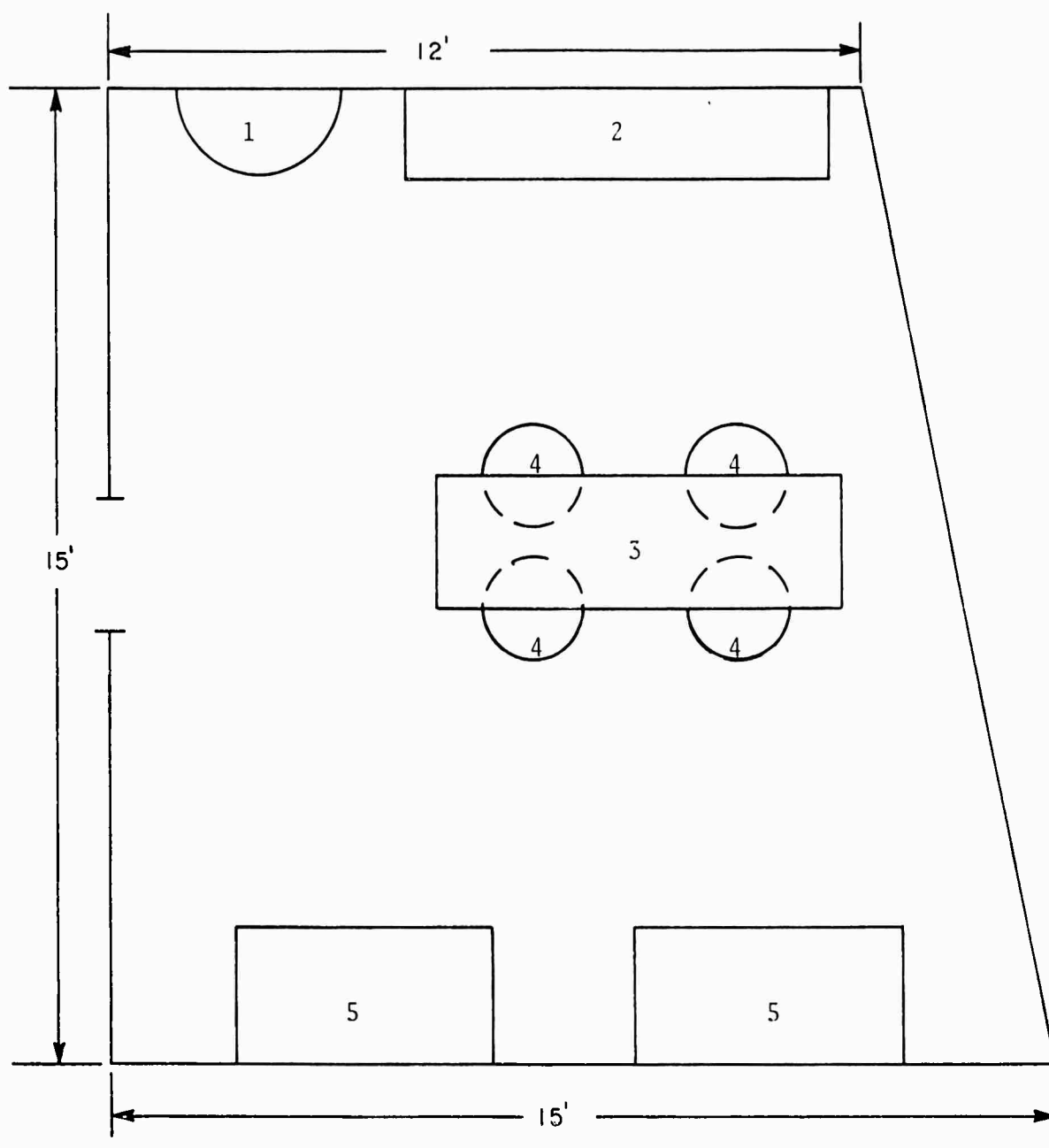


BATTLE DRESSING STATION #2

LOCATION: 2-57-3-L

FLOOR PLAN: Not to scale

EQUIPMENT:  
1-Scrub sink  
2-Shelf  
3-OR table  
4-Castle lights  
5-Medical locker

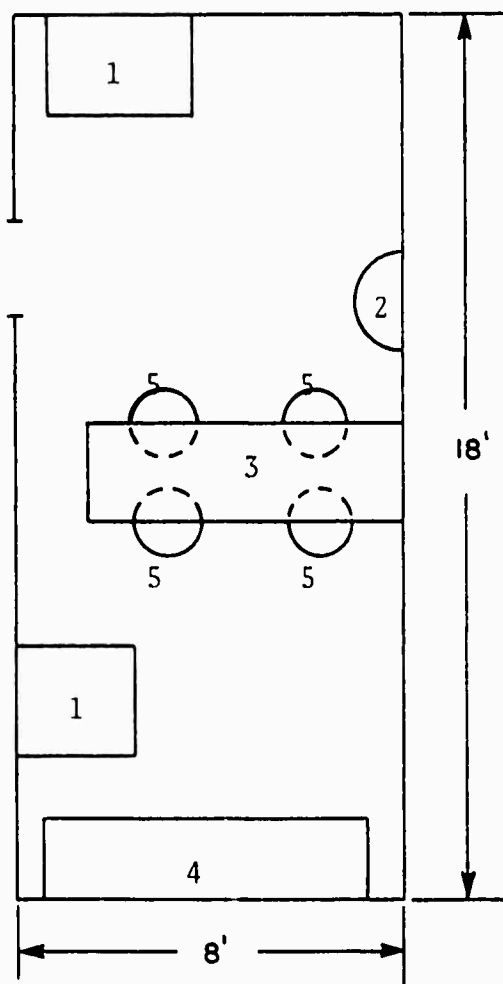


BATTLE DRESSING STATION #3

LOCATION: 2-197-0-L

FLOOR PLAN: Not to scale

EQUIPMENT:  
1-Medical locker  
2-Scrub sink  
3-Operating table  
4-Shelf  
5-Castle lights



USS FRANCIS MARION

LPA-249

COMPLEMENT:

<u>SPECIALTY</u>	<u>RANK OR RATE</u>
2100 Med. Officer	1 LT
2200 Den. Officer	1 LT
2300 Adm. Officer	1 LTJG
8412 Lab Tech	1 IIMC
8452 X-ray Tech	1 IIM1
0000	1 IIM1
0000	3 IIM2
0000	6 IIM3
0000	1 DT2

STATUS OF OUTSTANDING SHIPALTS:

Not determined.

SIZE AND LOCATION OF BREAKOUT AREA FOR SURGICAL BLOCK:

Not determined.

STOWAGE NEAR HELO PAD FOR REPLACEMENT LITTERS AND BLANKETS:

Not determined.

**UNCLASSIFIED**

**INVENTORY OF  
THE MEDICAL CAPABILITY  
OF THE  
USS CHARLESTON  
LKA-113**

TABLE OF CONTENTS

<u>Item</u>	<u>Page No.</u>
Tactical Mission	1
Medical Mission	1
Medical Assets	1
Casualty Flow	1
Significant Deficiencies	1
Major Medical Space Overview	2
Triage Area	4
Operating Room	5
Minor Surgery Area	6
Primary Ward	7
Quiet Room	8
Laboratory	9
X-Ray (Portable)	9
Pharmacy	9
Central Supply/Sterilization Room	9
Medical Administration	10
Medical Supply	11
Battle Dressing Station #1	12
Battle Dressing Station #2	13
Battle Dressing Station #3	14
Complement	15
Status of Outstanding Shipalts	15
Size and Location of Area for Breakout of Surgical Block	15
Stowage Near Helo Pad for Replacement Litters and Blankets	15

USS CHARLESTON

LKA-113

TACTICAL MISSION:

See NWIP 11

MEDICAL MISSION:

- (1) Medical care for ship's crew
- (2) Medical support for embarked non-crew personnel

MEDICAL ASSETS:

Asset	Normal Use/Type	Remarks
Triage Area	Fork Lift Storage	Adj. to Aft BDS
Operating Room(s)	Major Surgery	
Non-Ded OR(s)		None
Minor Surgery Room	Main BDS	
Primary Ward	Routine Sick Care	8 Beds
Overflow Ward(s)		None
Quiet Room(s)	Quiet Room	4 Beds
Intensive Care Unit		None
X-Ray	Portable	50 ma unit
Physiotherapy		None
Pharmacy	Routine Drug Disp.	
Blood Storage		None
Morgue		Refrigerator
Dental OR		None
Dental X-Ray		None
Laboratory	Clinical Laboratory	Routine tests
Admin. Office	Administration	
Supply Room	Medical Supply	One Fore, one Aft
Battle Dressing Stations	Three	Standard equipment

CASUALTY FLOW:

- (1) By helo, down elevator directly to Triage Area adjacent to Aft BDS.
- (2) By boat, directly to Main BDS or Forward BDS. Access to Forward BDS should be port side only. Starboard access has many sharp turns and narrow passageway.

SIGNIFICANT DEFICIENCIES:

None reported by ship.



MAJOR MEDICAL SPACE OVERVIEW

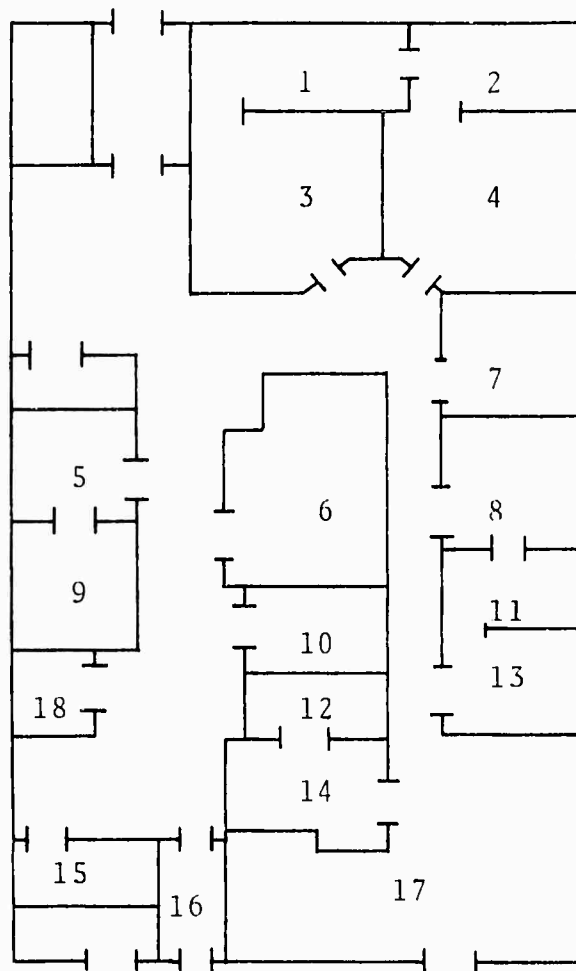
<u>REFERENCE:</u>	<u>LOCATION:</u>	<u>FACILITY:</u>
1	1-70-2-L	Sterilizing Room
2	1-67-6-L	Scrub Room
3	1-71-2-L	Surgical Dressing Room and Main Battle Dressing Station
4	1-67-4-L	Operating Room
5	1-75-0-Q	Medical Department Office
6	1-71-0-L	Pharmacy & Bacteriological Laboratory
7	1-67-2-L	X-Ray Dark Room
8	1-67-0-L	Quiet Room
9	1-75-1-Q	Consultation Room
10	1-71-1-L	Medical Records Office
11	1-67-1-L	Quiet Room Bath
12	1-71-3-L	Utility Room
13	1-67-3-L	Diet Pantry
14	1-71-5-L	Ward Bath
15	1-75-3-A	Medical Storeroom
16	1-74-1-L	Vestibule
17	1-67-5-L	Ward
18	5-76-1-Q	Conveyor

(See Floor Plan, Page 3)

MAJOR MEDICAL SPACE OVERVIEW

FLOOR PLAN:

(See Reference, Page 2)





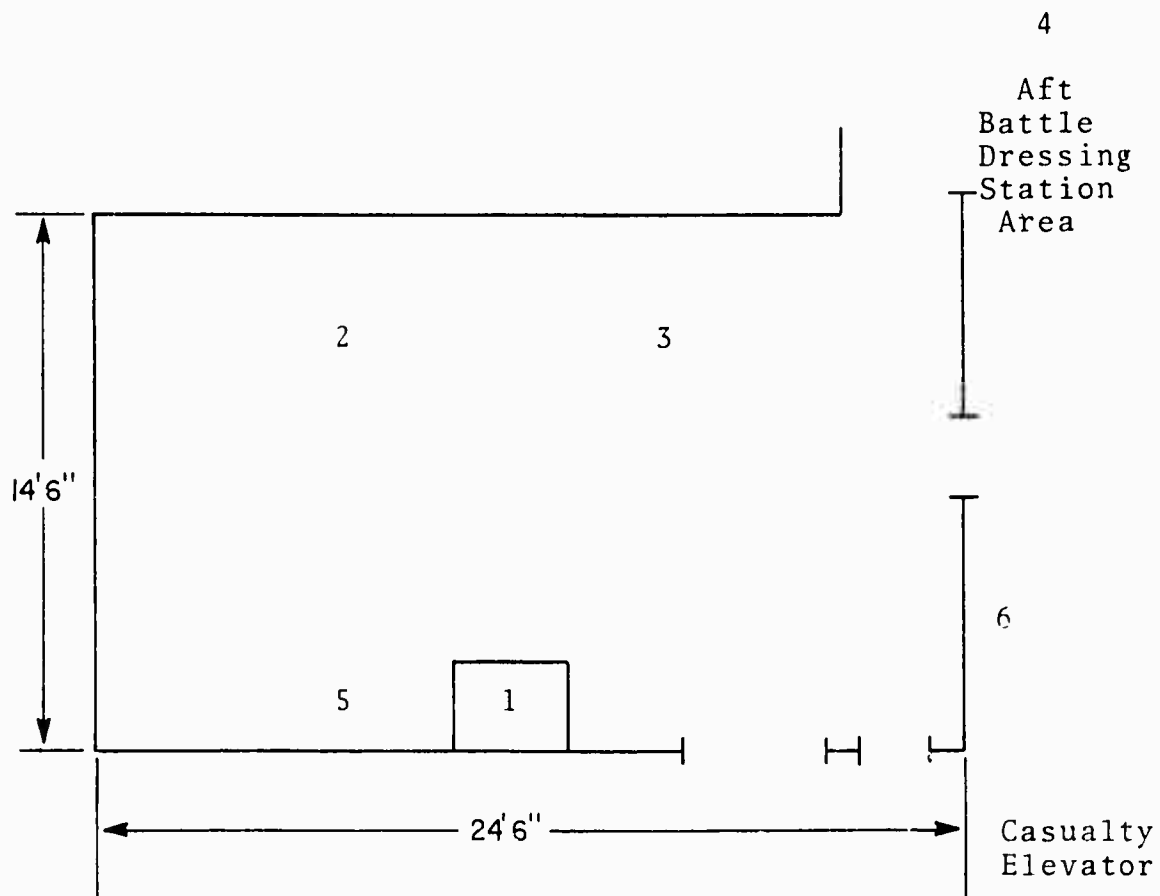
TRIAGE AREA

LOCATION: Adjacent to Aft BDS

FLOOR PLAN: Not to scale

EQUIPMENT:

- 1-Port med locker
- 2-"A" frames
- 3-Overhead wire for parenteral fluid
- 4-Med supplies from Aft BDS
- 5-Port X-ray unit
- 6-Elevator



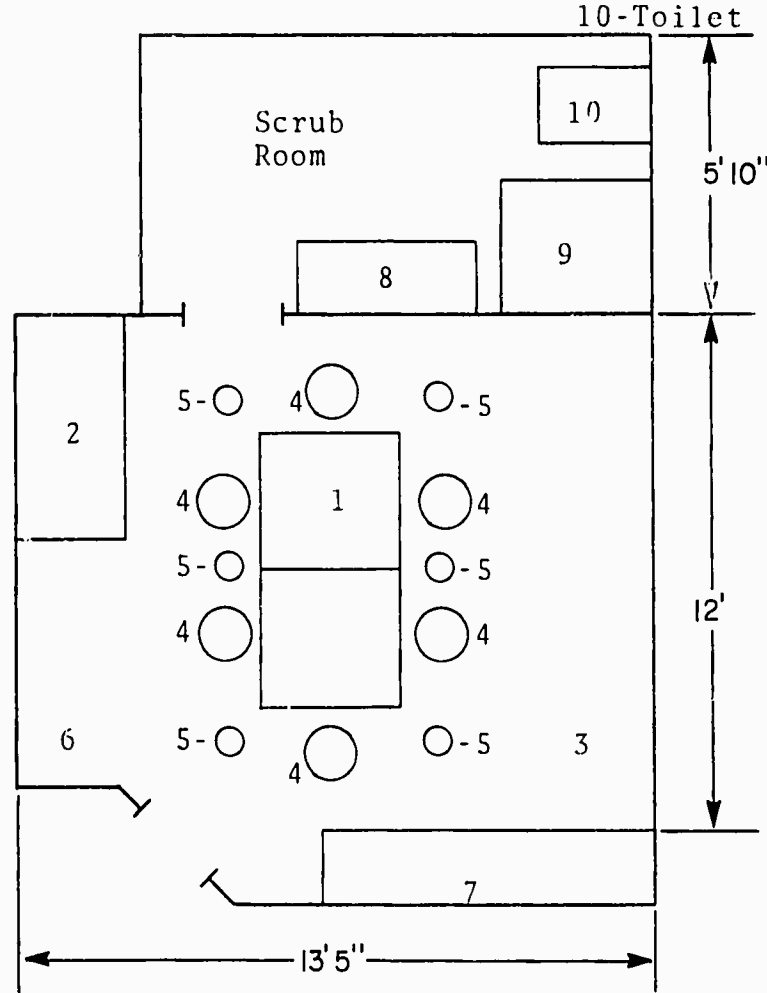
OPERATING ROOM

LOCATION: 1-67-4-L

FLOOR PLAN: Not to scale

EQUIPMENT:

- 1-Operating table
- 2-Cabinet
- 3-Static conductive tile
- 4-Castle lights
- 5-Emergency lights
- 6-Portable X-Ray storage
- 7-Dressing stands
- 8-Sink
- 9-Shower
- 10-Toilet



MINOR SURGERY AREA

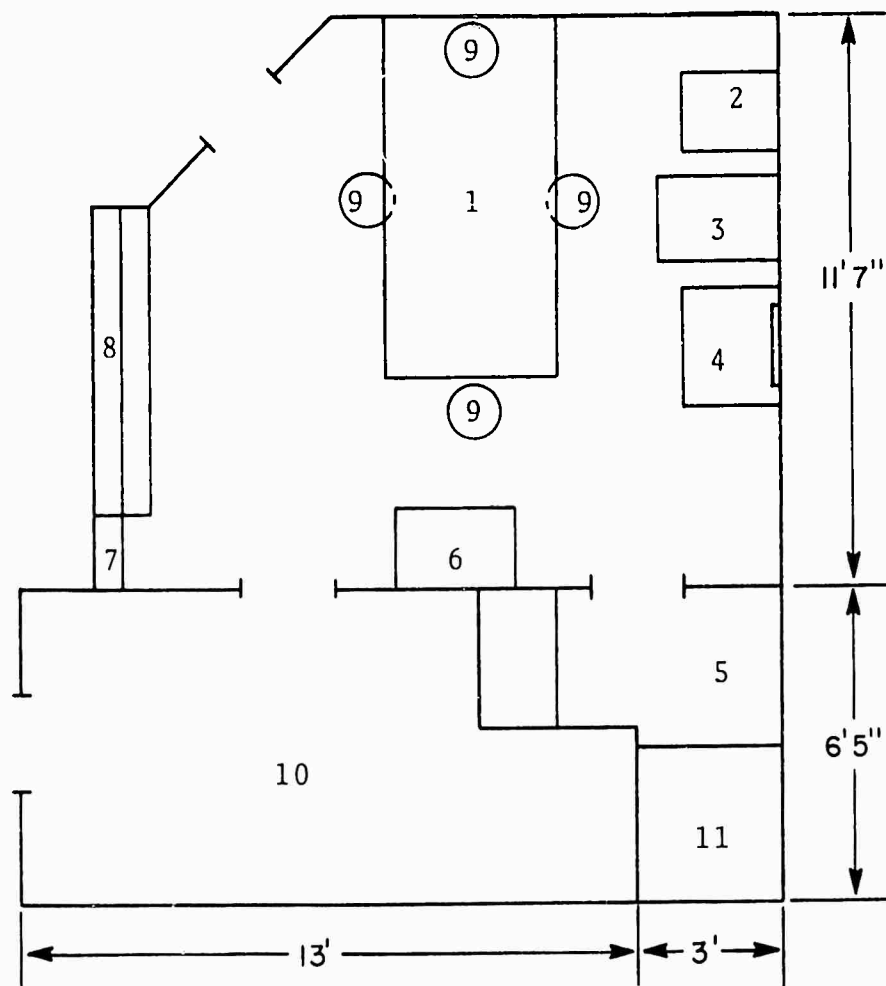
LOCATION: 1-71-2-L

NORMAL USE: Surgical Dressing Room/Main BDS

FLOOR PLAN: Not to scale

EQUIPMENT:

- 1-OR table
- 2-Sterilizer
- 3-File cabinet
- 4-Log desk
- 5-Medical stores
- 6-Scrub sink
- 7-Antidote locker
- 8-Instr & dress cab
- 9-Castle lights
- 10-Sterilizing room
- 11-Medical stores



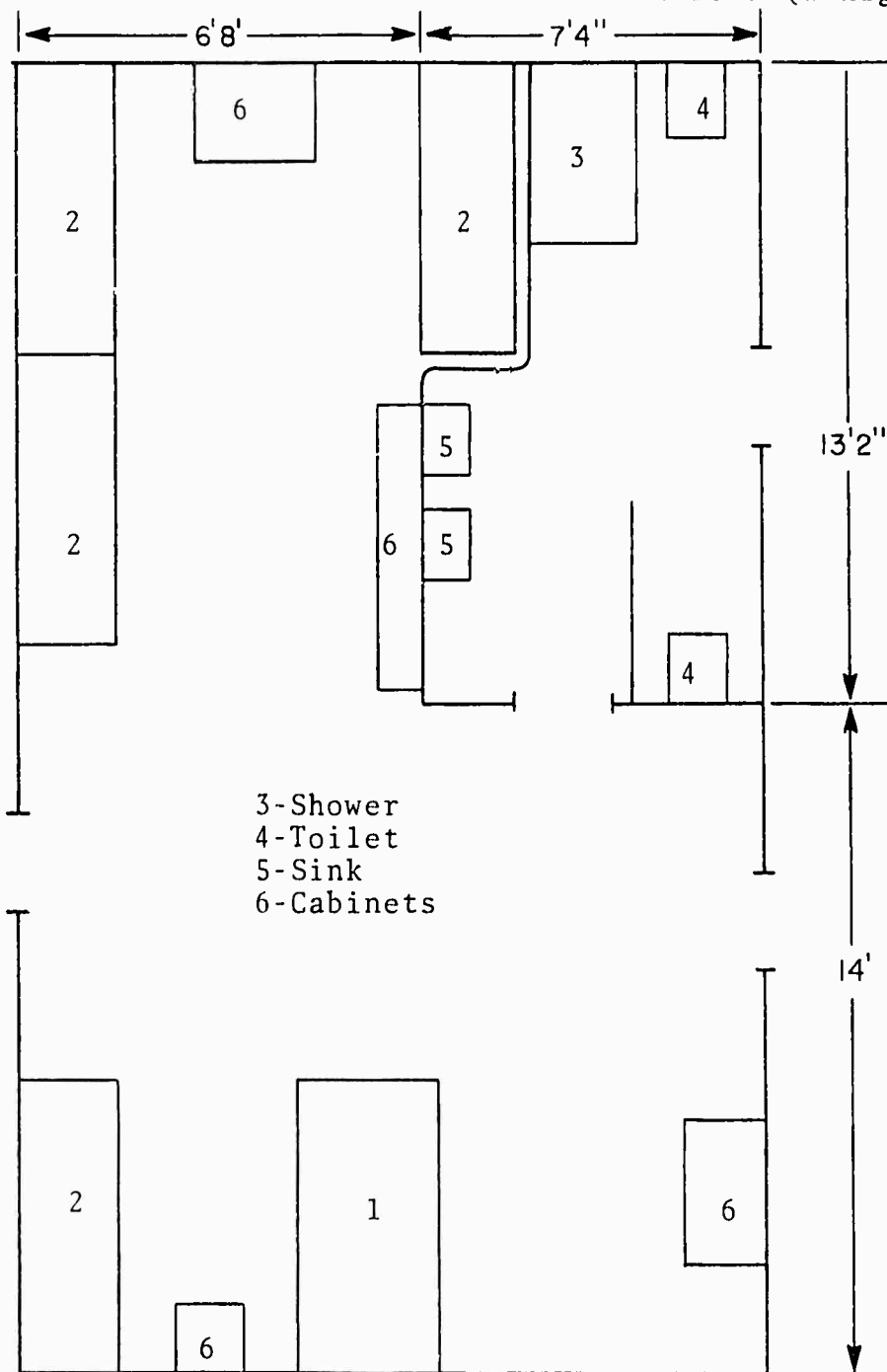
PRIMARY WARD

LOCATION: 1-67-5-L

NORMAL USE: Routine Sick Care

FLOOR PLAN: Not to scale

EQUIPMENT:  
1-Orthopedic bed  
2-8 beds (2 high)



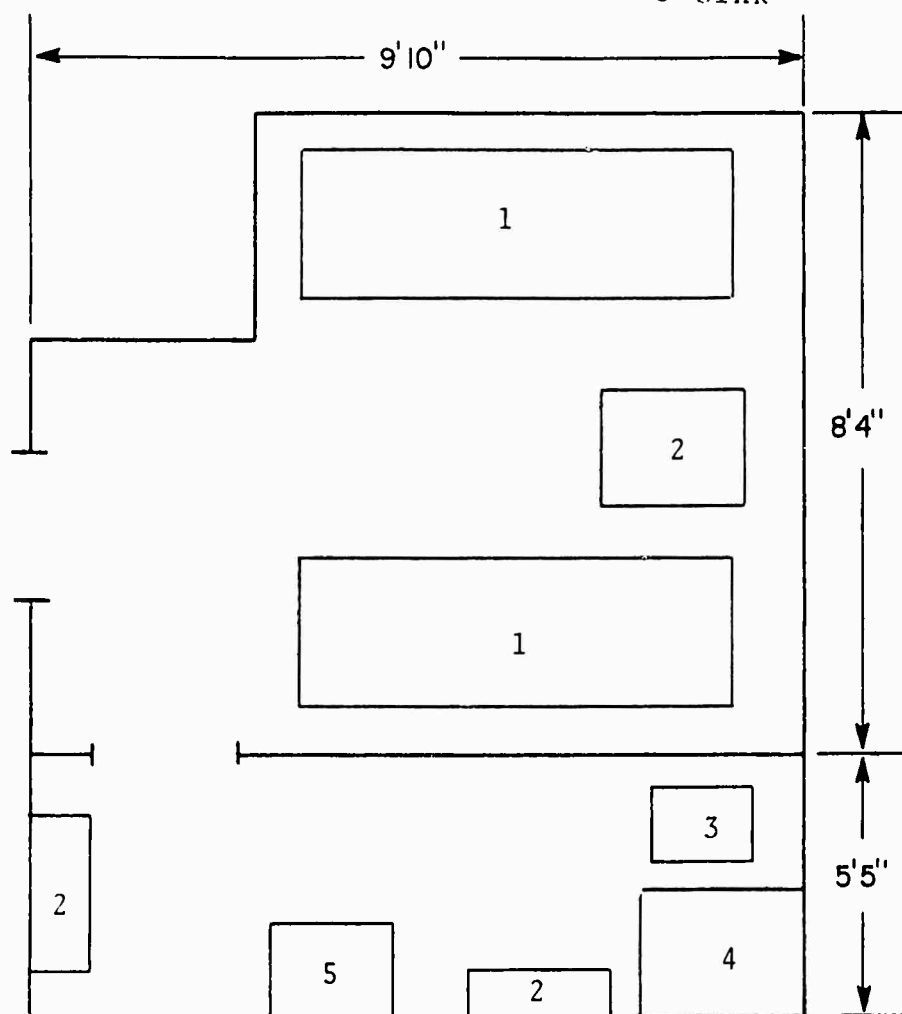
QUIET ROOM

LOCATION: 1-67-0-L

NORMAL USE: Quiet Room

FLOOR PLAN: Not to scale

EQUIPMENT:  
1-Beds (2 high)  
2-Cabinet  
3-Commode  
4-Shower  
5-Sink



LABORATORY

LOCATION: 1-71-0-L

CAPABILITY: Routine laboratory procedures. No blood storage capability beyond immediate needs.

MAJOR EQUIPMENT:

1-Binocular microscope	5-Biological refrigerator
2-Agglutination rotator	6-Microscope light
3-Centrifuge	7-Demineralizer
4-Incubator	

X-Ray (Portable)

EQUIPMENT:

1-Portable X-Ray unit (50 ma)  
2-Film processing tank Size I, Type I

PHARMACY

LOCATION: 1-71-0-L

CAPABILITY: Routine dispensing of drugs

MAJOR EQUIPMENT:

1-Pharmacy scales  
2-Mortar & pestle  
3-Standard measuring equipment

CENTRAL SUPPLY/STERILIZATION ROOM

LOCATION: 1-70-2-L

Autoclaves by type:

1-Model 20-36 electric and steam fixed autoclave

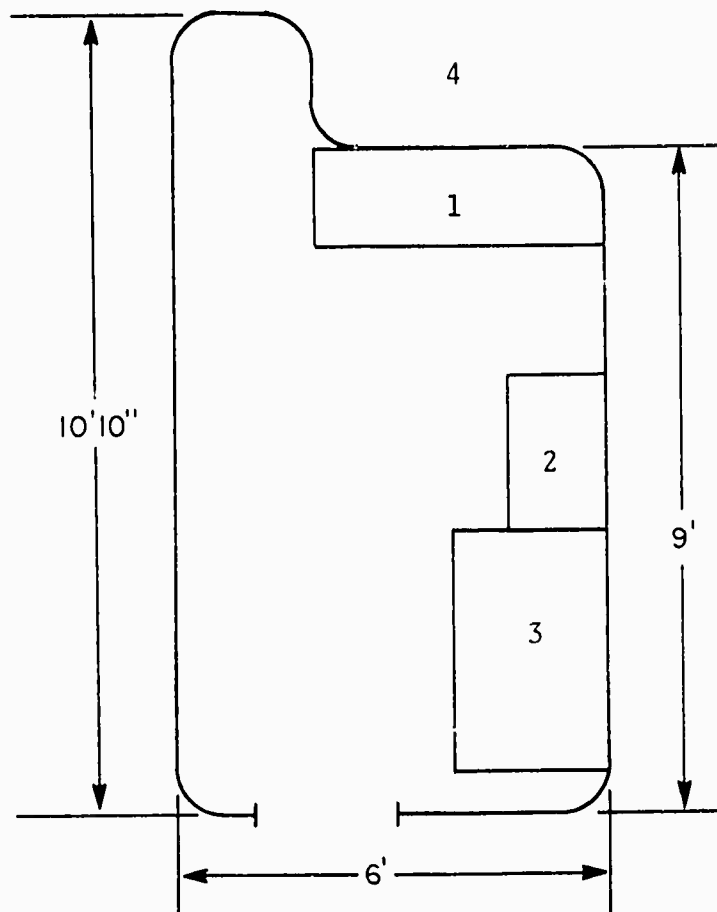
MEDICAL ADMINISTRATION

LOCATION: 1-71-1-L

FLOOR PLAN: Not to scale

EQUIPMENT:

- 1-File cabinet  
16 1/2"x25", 4 drwr
- 2-File cabinet cardex  
13 1/2"x25", 4 drwr
- 3-Desk
- 4-Portable X-Ray  
50 ma



MEDICAL SUPPLY

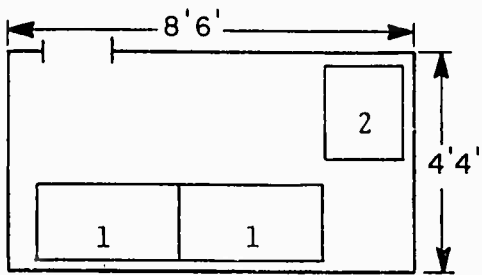
LOCATION: 3-136-1-A(Aft), 2-11-2-A(Fwd), 1-75-3-A

FLOOR PLAN: Not to scale

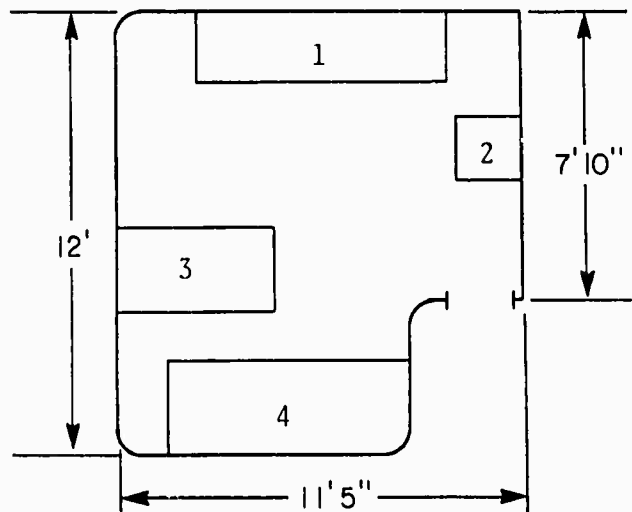
EQUIPMENT:

- 1-Pharmacy and lab supplies
- 2-Safe
- 3-X-Ray and surgical supplies
- 4-Medicine and fluids

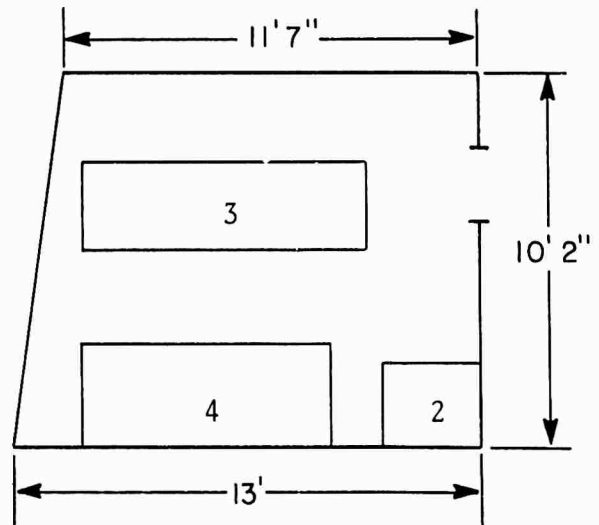
1-75-3-A



3-136-1-A  
(Aft)



2-11-2-A  
(Forward)





USS CHARLESTON

LKA-113

BATTLE DRESSING STATION #1

LOCATION: 1-71-2-L (Same area as Minor Surgery)

FLOOR PLAN: See Minor Surgery

EQUIPMENT:  
See Minor Surgery

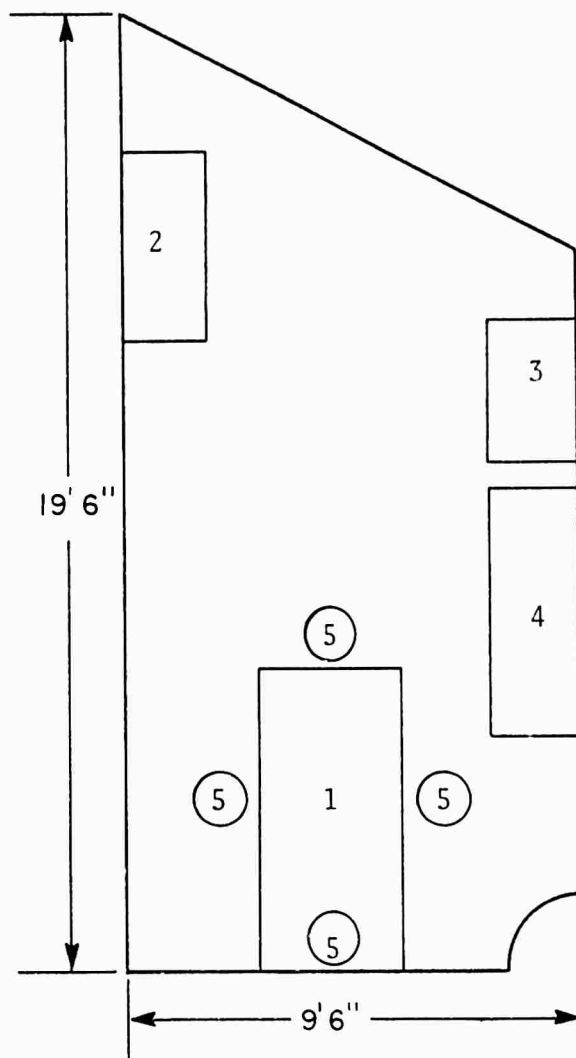
BATTLE DRESSING STATION #2

LOCATION: 1-14-2-L

FLOOR PLAN: Not to scale

EQUIPMENT:

- 1-OR table
- 2-Scrub sink
- 3-Water tank
- 4-Medical locker
- 5-Castle lights



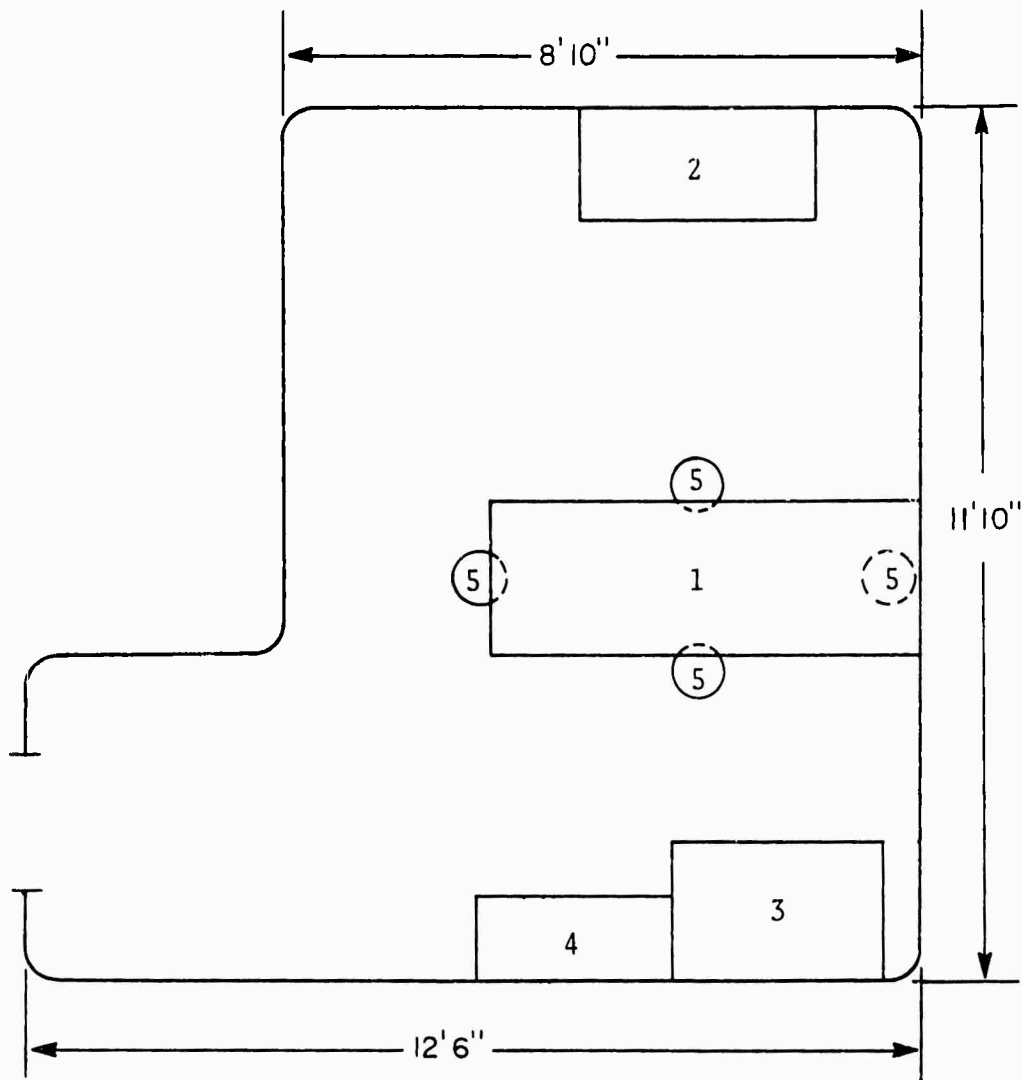
BATTLE DRESSING STATION #3

LOCATION: 1-131-0-L

FLOOR PLAN: Not to scale

EQUIPMENT:

- 1-OR table
- 2-Scrub sink
- 3-Water tank
- 4-Medical locker
- 5-Castle lights



USS CHARLESTON

LKA-113

COMPLEMENT:

<u>SPECIALTY</u>	<u>RANK OR RATE</u>
2100 Med Officer	LT
0000	1 HMC
8412 Clinical Lab Asst	1 HM1
8412 Clinical Lab Asst	1 HM2
8452 X-Ray Technician	1 HM3
8483 OR Technician	1 HM3

STATUS OF OUTSTANDING SHIPALTS:

None.

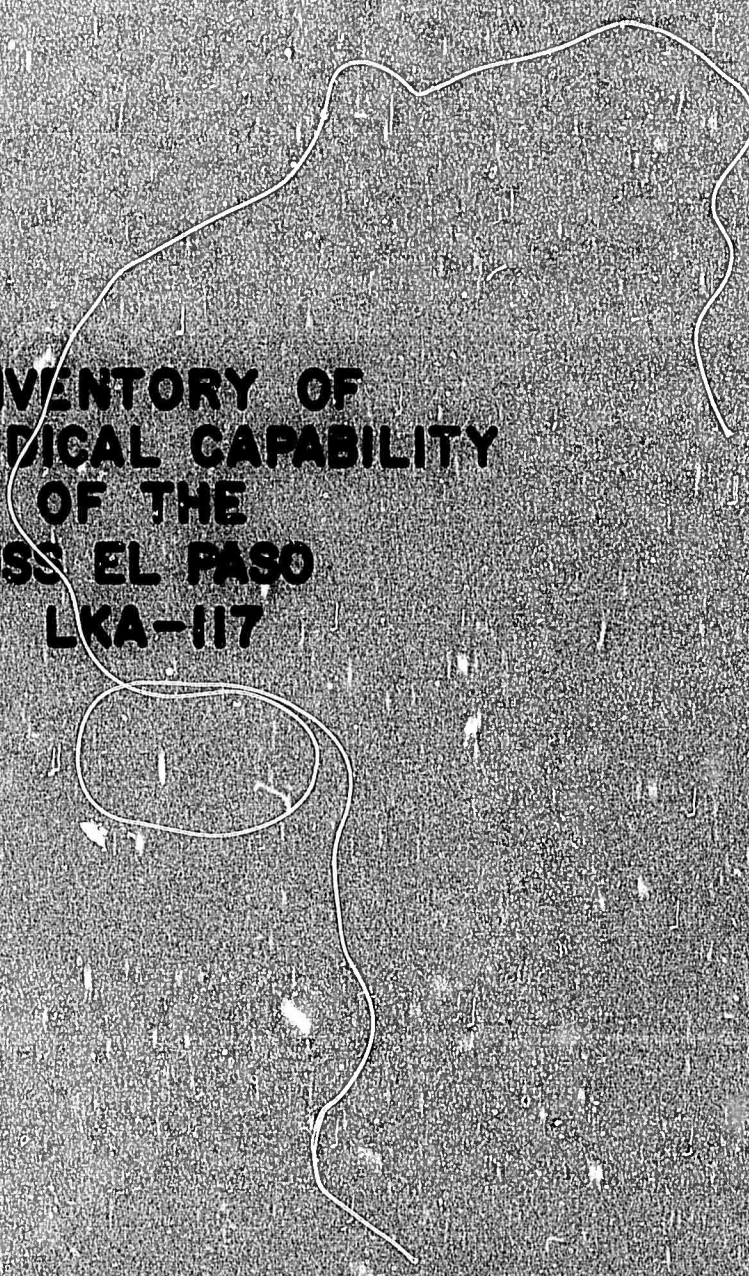
SIZE AND LOCATION OF AREA FOR BREAKOUT OF SURGICAL BLOCK:

No. 4 Hold, with elevator access to Main Deck.

STOWAGE NEAR HELO PAD FOR REPLACEMENT LITTERS AND BLANKETS:

Stowage in After Battle Dressing Station.

**UNCLASSIFIED**



**INVENTORY OF  
THE MEDICAL CAPABILITY  
OF THE  
USS EL PASO  
LKA-117**

**UNCLASSIFIED**

TABLE OF CONTENTS

<u>.tem</u>	<u>Page No.</u>
Tactical Mission	1
Medical Mission	1
Medical Assets	1
Casualty Flow	1
Significant Deficiencies	1
Major Medical Space Overview	2
Triage Area	4
Operating Room	5
Minor Surgery Area	6
Primary Ward	7
Quiet Room	8
Laboratory	9
X-Ray (Portable)	9
Cast Room	9
Pharmacy	9
Central Supply/Sterilization Room	9
Medical Administration	10
Medical Supply	11
Battle Dressing Station #1	12
Battle Dressing Station #2	13
Battle Dressing Station #3	14
Complement	15
Status of Outstanding Shipalts	15
Size and Location of Area for Breakout of Surgical Block	15
Stowage Near Helo Pad for Replacement Litters and Blankets	15



USS EL PASO

LKA-117

TACTICAL MISSION:

See NWIP 11

MEDICAL MISSION:

- (1) Medical care for ship's crew
- (2) Medical support for embarked non-crew personnel

MEDICAL ASSETS:

Assets	Normal Use/Type	Remarks
Triage Area	Fork Lift Storage	Adj. to Aft BDS
Operating Room(s)	Major Surgery	
Non-Ded OR(s)		None
Minor Surgery Room	Main BDS	
Primary Ward	Routine Sick Care	9 Beds
Overflow Ward(s)		None
Quiet Room(s)	Quiet Room	4 Beds
Intensive Care Unit		None
X-Ray	Portable	50 ma unit
Physiotherapy		None
Pharmacy	Routine Drug Disp.	
Blood Storage		None
Morgue		Refrigerator
Dental OR		None
Dental X-Ray		None
Laboratory	Clinical Laboratory	Routine tests
Admin. Office	Administration	
Supply Room	Medical Supply	
Battle Dressing Stations	Three	Standard equipment

CASUALTY FLOW:

- (1) By helo, down elevator directly to Triage Area adjacent to Aft BDS.
- (2) By boat, directly to Main BDS or Forward BDS. Access to Forward BDS should be port side only. Starboard access has many sharp turns and narrow passageway.

SIGNIFICANT DEFICIENCIES:

Not determined.

MAJOR MEDICAL SPACE OVERVIEW

<u>REFERENCE:</u>	<u>LOCATION:</u>	<u>FACILITY:</u>
1	1-70-2-L	Sterilizing Room
2	1-67-6-L	Scrub Room
3	1-71-2-L	Surgical Dressing Room and Main Battle Dressing Station
4	1-67-4-L	Operating Room
5	1-75-0-Q	Medical Department Office
6	1-71-0-L	Pharmacy & Bacteriological Laboratory
7	1-67-2-L	X-Ray Dark Room
8	1-67-0-L	Quiet Room
9	1-75-1-Q	Consultation Room
10	1-71-1-L	Medical Records Office
11	1-67-1-L	Quiet Room Bath
12	1-71-3-L	Utility Room
13	1-67-3-L	Diet Pantry
14	1-71-5-L	Ward Bath
15	1-75-3-A	Medical Storeroom
16	1-74-1-L	Vestibule
17	1-67-5-L	Ward
18	5-76-1-Q	Conveyor

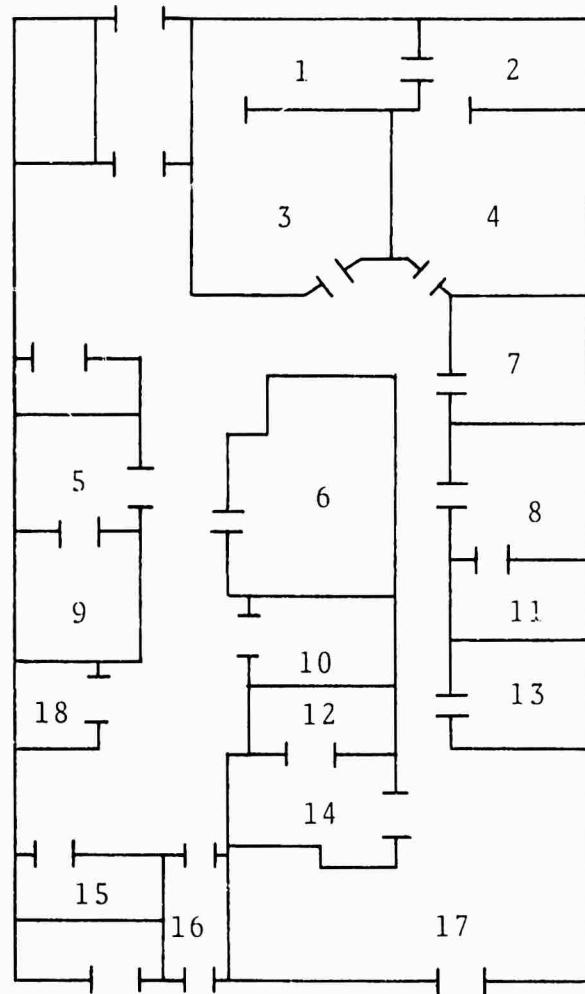
(See Floor Plan, Page 3)



MAJOR MEDICAL SPACE OVERVIEW

FLOOR PLAN: Not to scale

(See Reference, Page 2)



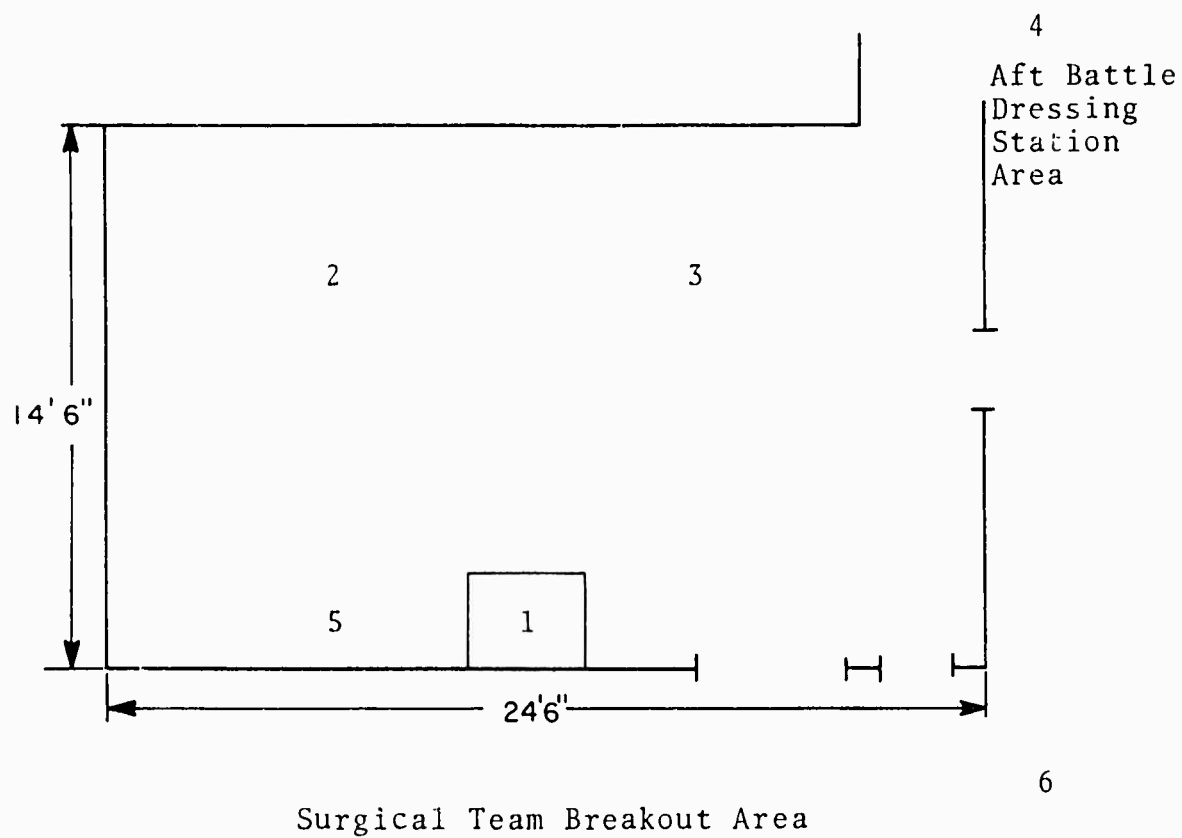
TRIAGE AREA

LOCATION: Adjacent to Aft BDS

FLOOR PLAN: Not to scale

EQUIPMENT:

- 1-Port med locker
- 2-"A" frames
- 3-Overhead wire for parenteral fluid
- 4-Med supplies from Aft BDS
- 5-Port X-ray unit
- 6-Casualty elevator from helo pad

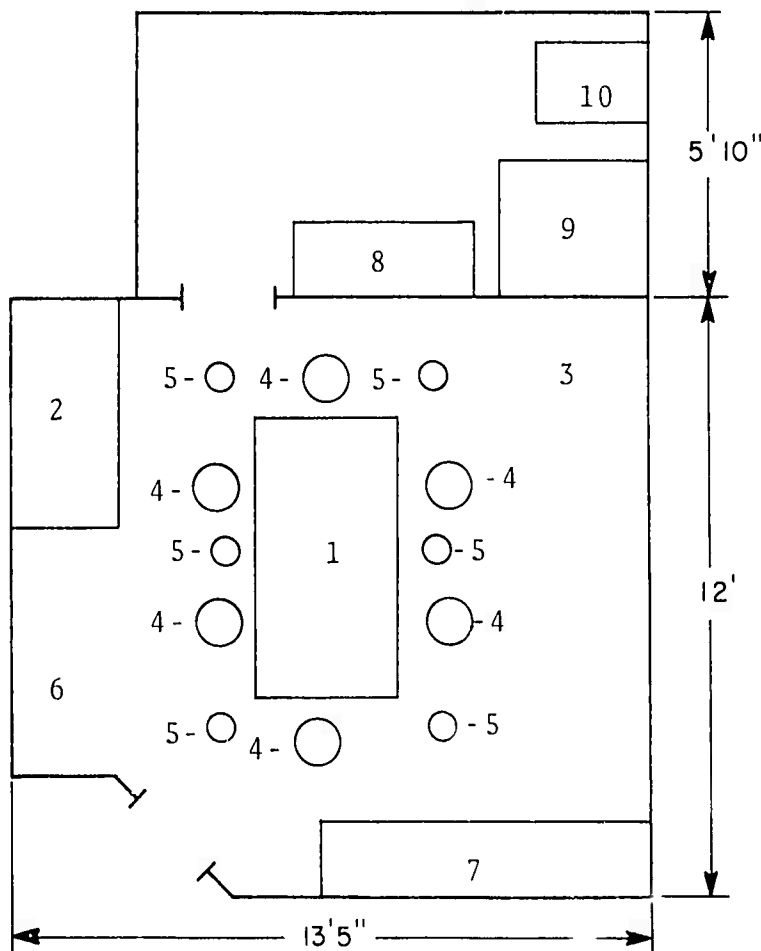


OPERATING ROOM

LOCATION: 1-67-4-L

FLOOR PLAN: Not to scale

- EQUIPMENT:  
1-Operating table  
2-Cabinet  
3-Static conductive tile  
4-Castle lights  
5-Emergency lights  
6-Portable X-Ray storage  
7-Dressing stands  
8-Sink  
9-Shower  
10-Toilet



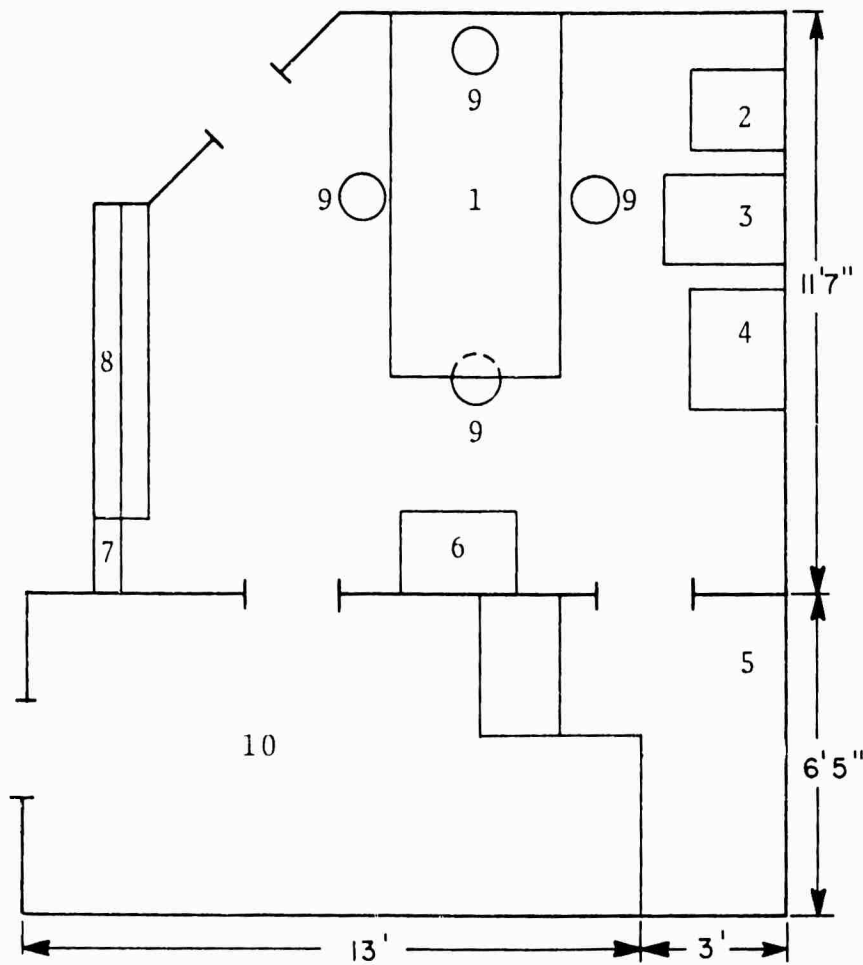
MINOR SURGERY AREA

LOCATION: 1-71-2-1.

NORMAL USE: Surgical Dressing Room/Main BDS

FLOOR PLAN: Not to scale

- EQUIPMENT:  
1-OR table  
2-Sterilizer  
3-File cabinet  
4-Log desk  
5-Medical stores  
6-Scrub sink  
7-Antidote locker  
8-Instr & dress cab  
9-Castle lights  
10-Sterilizing room



PRIMARY WARD

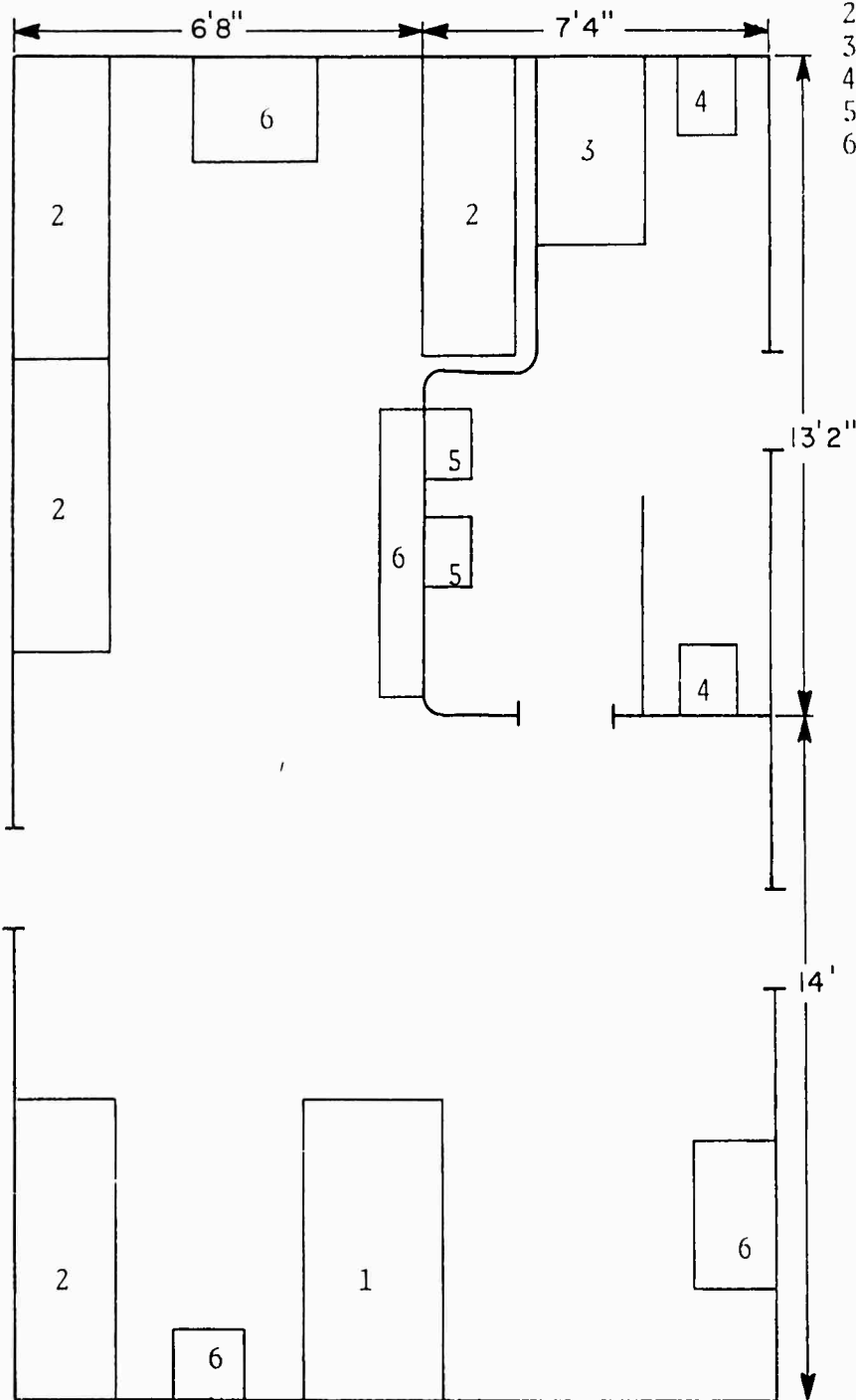
LOCATION: 1-67-5-L

NORMAL USE: Routine Sick Care

FLOOR PLAN: Not to scale

EQUIPMENT:

- 1-Orthopedic bed
- 2-Beds (2 high-total 8)
- 3-Shower
- 4-Toilet
- 5-Sink
- 6-Cabinets



QUIET ROOM

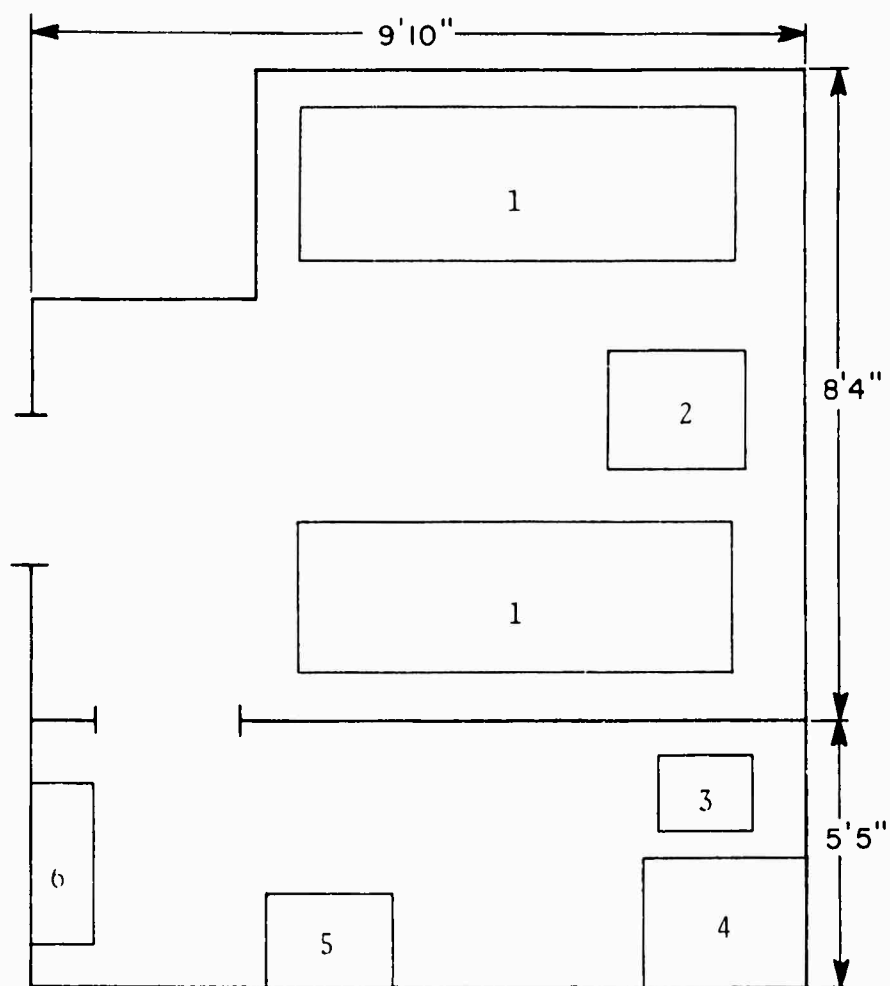
LOCATION: 1-67-0-1.

NORMAL USE: Quiet Room

FLOOR PLAN: Not to scale

EQUIPMENT:

- 1-Beds (2 high)
- 2-Cabinet
- 3-Commode
- 4-Shower
- 5-Sink
- 6-Utensil rack



LABORATORY

LOCATION: 1-71-0-L

CAPABILITY: Routine laboratory procedures. No blood storage capability beyond immediate needs.

MAJOR EQUIPMENT:

- |                          |                            |
|--------------------------|----------------------------|
| 1. Binocular microscope  | 5. Biological refrigerator |
| 2. Agglutination Rotator | 6. Microscope light        |
| 3. Centrifuge            | 7. Demineralizer           |
| 4. Incubator             | 8. Hematocrit centrifuge   |

X-RAY (Portable)

EQUIPMENT:

1. Portable X-Ray unit (50 ma)
2. Film processing tank Size 1, Type 1

CAST ROOM

LOCATION: None designated

CAPABILITY: Long leg casts, walking, short leg casts, long and short arm casts, finger splints, no pulp traction.

MAJOR EQUIPMENT:

1. Three and six inch fast setting plaster
2. Cast cutter

PHARMACY

LOCATION: 1-71-0-L

CAPABILITY: Routine dispensing of drugs

MAJOR EQUIPMENT:

1. Pharmacy scales

CENTRAL SUPPLY/STERILIZATION ROOM

LOCATION: 1-70-2-L

Autoclaves by type:

- 1 - Model 20-36 electric and steam fixed autoclave (35-75 psi)

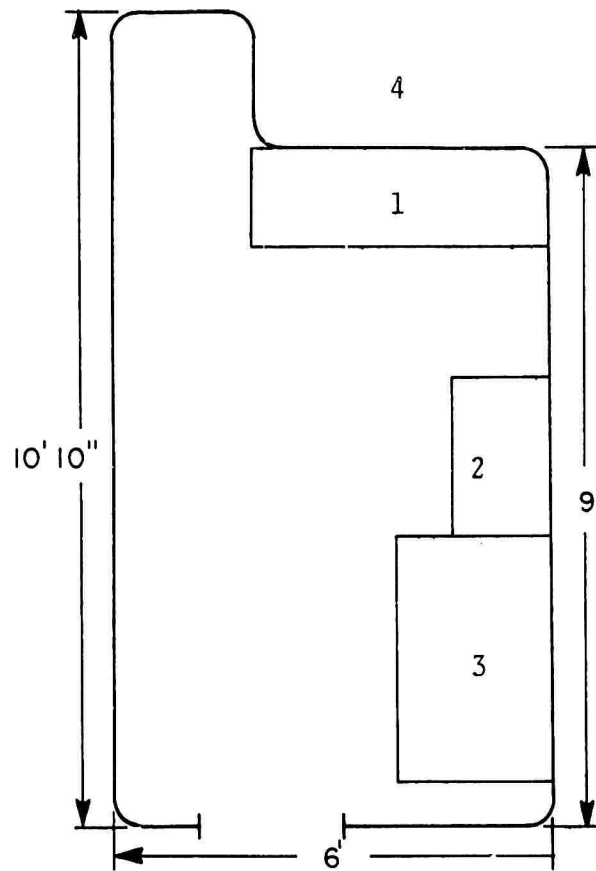
MEDICAL ADMINISTRATION

LOCATION: 1-71-1-L

FLOOR PLAN: Not to scale

EQUIPMENT:

- 1-File cabinet  
16 1/2"x25", 4 drwr
- 2-File cabinet cardex  
13 1/2"x25", 4 drwr
- 3-Desk
- 4-Portable X-Ray  
50ma





MEDICAL SUPPLY

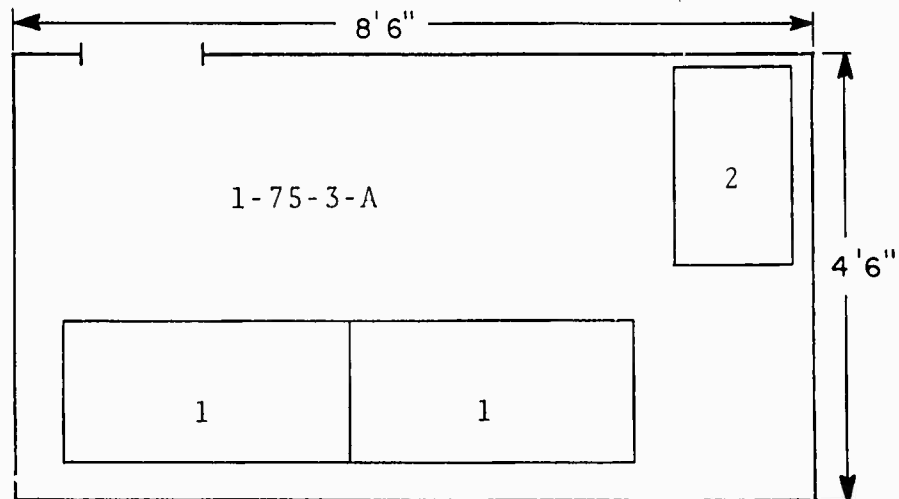
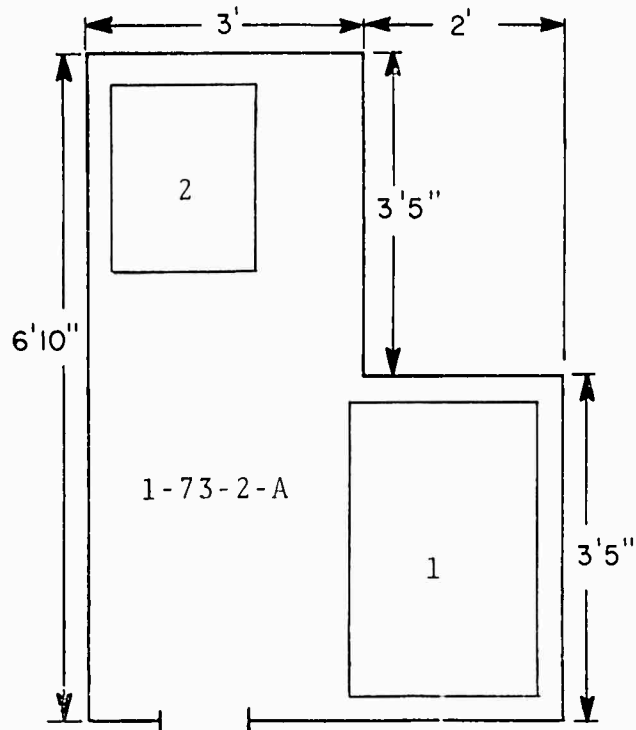
LOCATION: 1-73-2-A and 1-75-3-A

FLOOR PLAN: Not to scale

EQUIPMENT:

1-Bin

2-Locker



BATTLE DRESSING STATION #1

LOCATION: 1-71-2-L (Same area as Minor Surgery)

FLOOR PLAN: See Minor Surgery

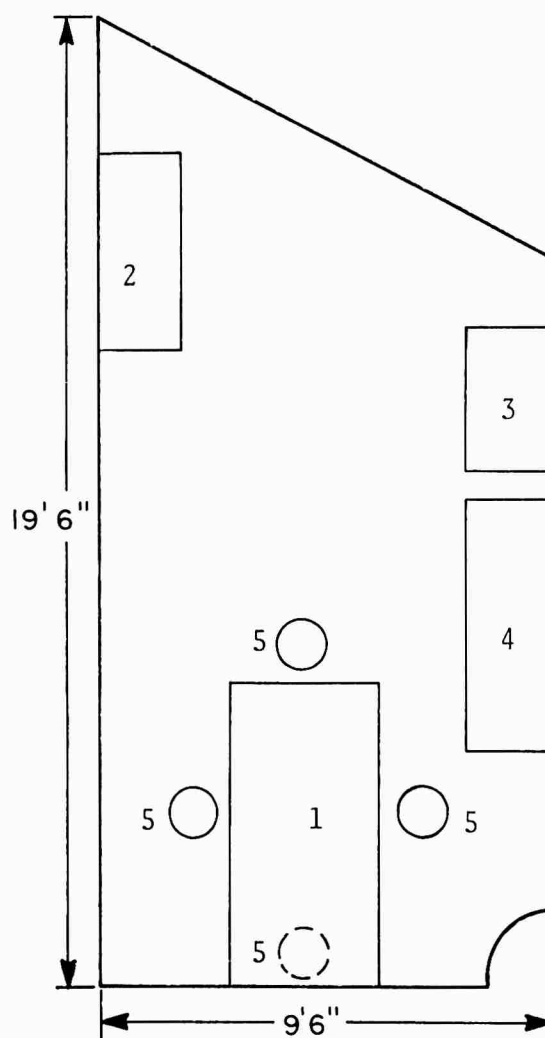
EQUIPMENT:  
See Minor Surgery

BATTLE DRESSING STATION #2

LOCATION: 1-14-2-L

FLOOR PLAN: Not to scale

- EQUIPMENT:  
1-OR table  
2-Scrub sink  
3-Water tank  
4-Medical locker  
5-Castle lights

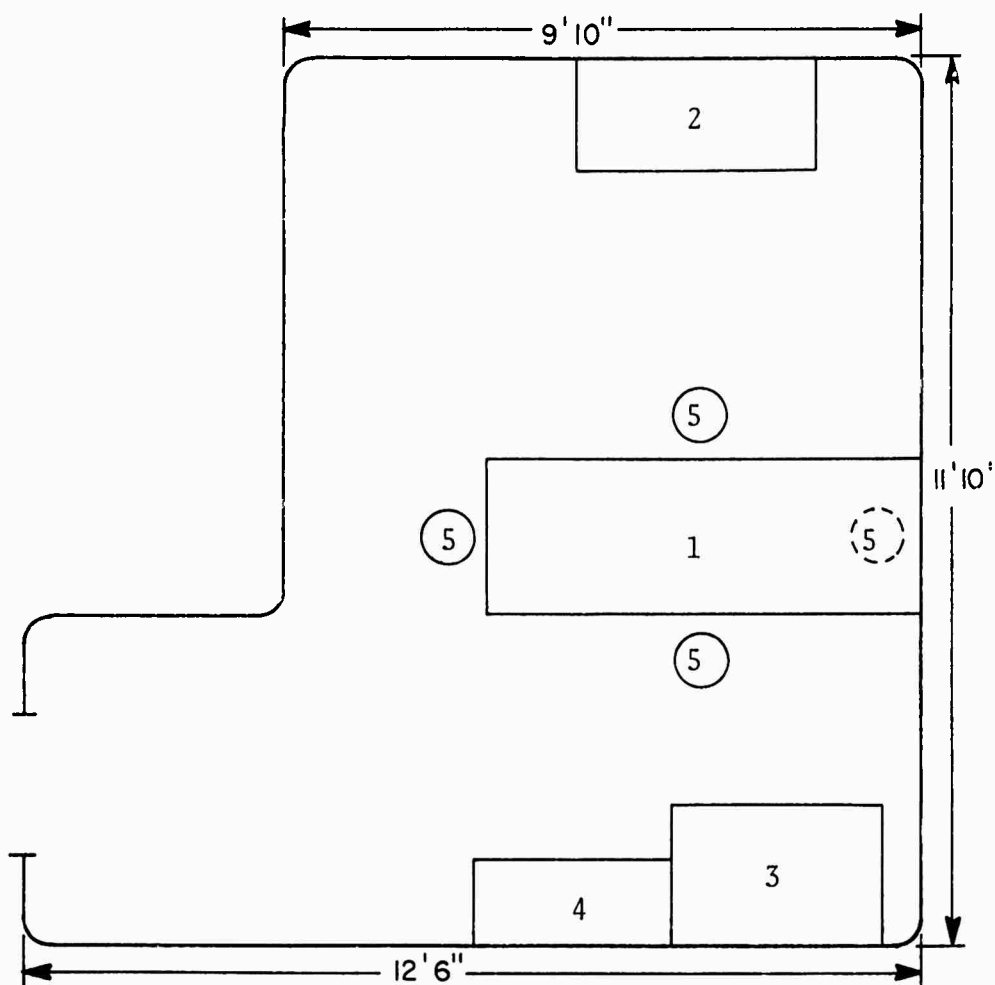


BATTLE DRESSING STATION #3

LOCATION: 1-131-0-L

FLOOR PLAN: Not to scale

- EQUIPMENT:  
1-OR table  
2-Scrub sink  
3-Water tank  
4-Medical locker  
5-Castle lights



USS EL PASO

LKA-117

COMPLEMENT:

<u>SPECIALTY</u>	<u>RANK OR RATE</u>
2100 Med Officer	LT
0000	1 HMC
8412 Clinical Lab Asst	1 HM2
8452 X-Ray Technician	1 HM3
8483 OR Technician	1 HM3

STATUS OF OUTSTANDING SHIPALTS:

Not determined

SIZE AND LOCATION OF AREA FOR BREAKOUT OF SURGICAL BLOCK:

No. 4 Hold, with elevator access to Main Deck.

STOWAGE NEAR HELO PAD FOR REPLACEMENT LITTERS AND BLANKETS:

Stowage in After Battle Dressing Station.

**UNCLASSIFIED**

**INVENTORY OF  
THE MEDICAL CAPABILITY  
OF THE  
USS TERREBONNE PARISH  
LST-1156**

TABLE OF CONTENTS

<u>Item</u>	<u>Page No.</u>
Tactical Mission	1
Medical Mission	1
Medical Assets	1
Casualty Flow	1
Significant Deficiencies	1
Minor Surgery Area	2
Medical Supply	3
Battle Dressing Station #1	4
Battle Dressing Station #2	5
Battle Dressing Station #3	6
Complement	7
Status of Outstanding Shipalts	7
Size and Location of Area for Breakout of Surgical Block	7
Stowage Near Helo Pad for Replacement Litters and Blankets	7



TACTICAL MISSION:

See NWIP 11

MEDICAL MISSION:

- (1) Medical care for ship's crew
- (2) Medical support for embarked non-crew personnel
- (3) Casualty receiving/evacuation (according to questionnaire reply).

MEDICAL ASSETS

Assets	Normal Use/Type	Remarks
Triage Area	Tank Deck	
Operating Room(s)		None
Non-Ded OR(s)		None
Minor Surgery Room	Main Medical Space	Main BDS
Primary Ward		None
Overflow Ward(s)	None Designated	Use Troop berths
Quiet Room(s)		None
Intensive Care Unit		None
X-Ray		None
Physiotherapy		None
Pharmacy	Main Medical Space	Routine drugs
Blood Storage		None
Morgue	None Designated	Use Food Storage
Dental OR		None
Dental X-Ray		None
Laboratory	Main Medical Space	Routine Tests
Admin. Office	Main Medical Space	1 File, 1 Desk
Supply Room	Medical Supply	
Battle Dressing Stations	Standard Equipment	Three BDS

CASUALTY FLOW:

(1) By helicopter to landing pad, through narrow hatch down one ladder to second deck through narrow passageway to Sick Bay; or from helo pad down through cargo hatch to Tank Deck, then via casualty hoist to Sick Bay.

(2) By boat, via rope sling up over the side, then same route as above.

SIGNIFICANT DEFICIENCIES:

None reported by ship's personnel.



MINOR SURGERY AREA

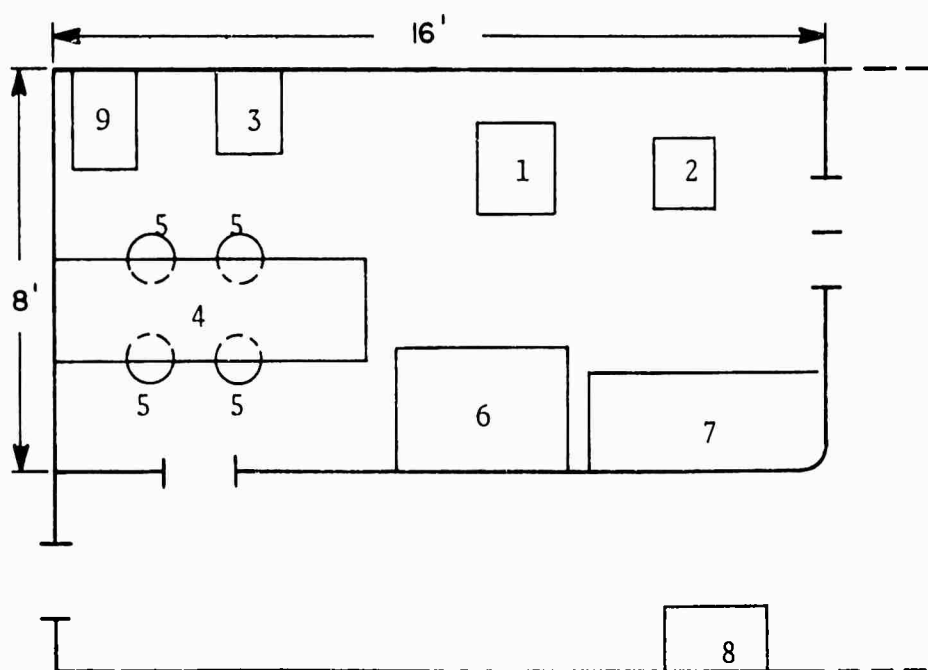
LOCATION: 2-45-2-1.

NORMAL USE: Sick Bay/Main Battle Dressing Station

FLOOR PLAN: Not to scale

EQUIPMENT:

- 1-Refrigerator
- 2-Sink
- 3-Medicine cabinet/  
medical records
- 4-Treatment table
- 5-Castle lights
- 6-Desk
- 7-Cabinets
- 8-Autoclave
- 9-Instrument  
sterilizer



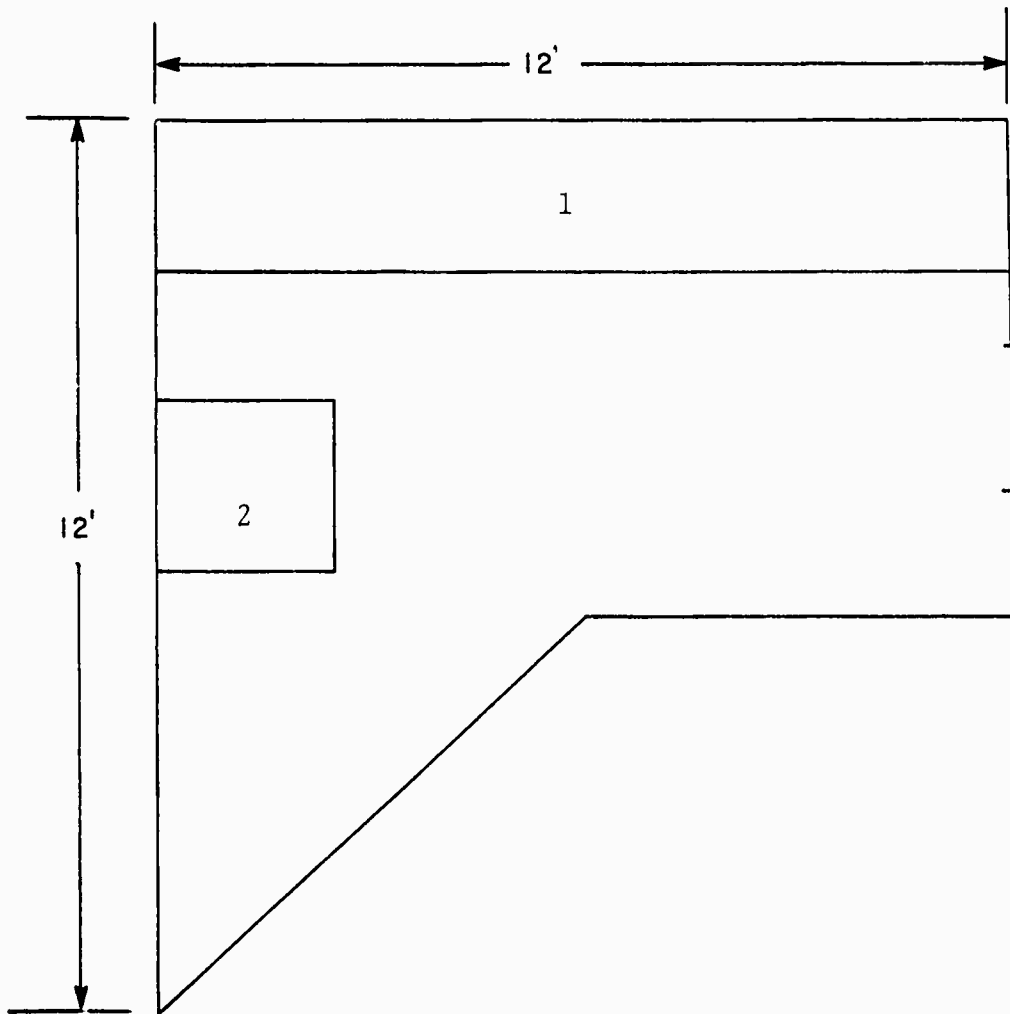
MEDICAL SUPPLY

LOCATION: 3-17-4-A

FLOOR PLAN:

EQUIPMENT:  
1-Shelves  
2-Cabinet

Medical storeroom for parenteral fluids, dressings and bandages, surgical instruments, tablets, equipment.



USS TERREBONNE PARISH

LST-1156

BATTLE DRESSING STATION #1

LOCATION: 2-45-2-L

FLOOR PLAN: Same as Minor Surgery

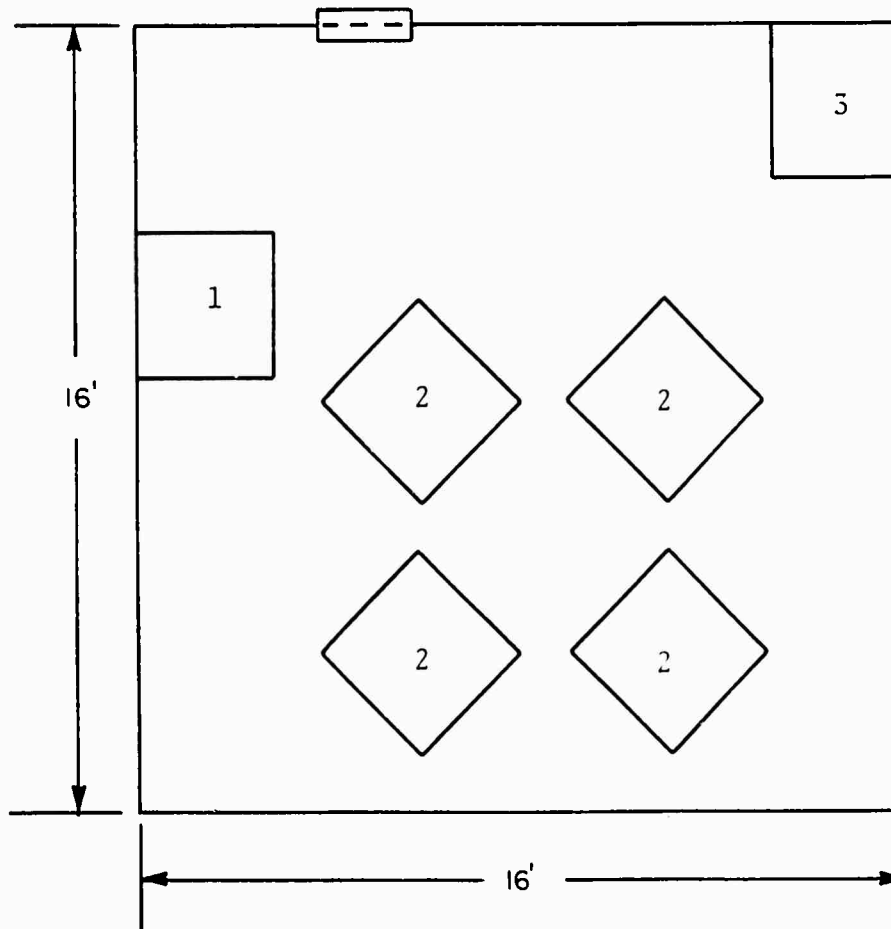
EQUIPMENT:  
Same as Minor  
Surgery

BATTLE DRESSING STATION #2

LOCATION: 2-47-0-L (Crew's Lounge)

FLOOR PLAN: Not to scale

EQUIPMENT:  
1-Coke machine  
2-Mess tables  
3-Battle dressing  
locker



BATTLE DRESSING STATION #3

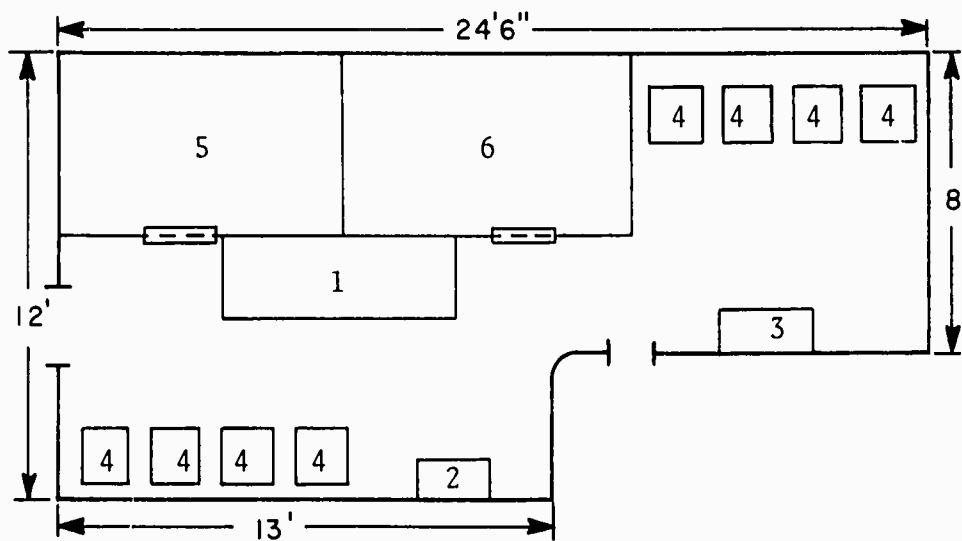
LOCATION: 2-18-4-L

FLOOR PLAN: Not to scale

Storage for portable Battle Dressing Station equipment and supplies outside forward head on port side.

EQUIPMENT:

- 1-Portable operating table
- 2-Stowed OR lights (4)
- 3-Battle dressing supply locker
- 4-Sinks
- 5-Commodes (6)
- 6-Urinals (2)



USS TERREBONNE PARISH

LST-1156

COMPLEMENT:

<u>SPECIALTY</u>	<u>RANK OR RATE</u>
8404 Field Med. Tech.	HM1

STATUS OF OUTSTANDING SHIPALTS:

None

SIZE AND LOCATION OF AREA FOR BREAKOUT OF SURGICAL BLOCK:

Tank Deck, as required, and Crew's Lounge (BDS #2).

STOWAGE NEAR HELO PAD FOR REPLACEMENT LITTERS AND BLANKETS:

Sail Locker.

UNCLASSIFIED

INVENTORY OF  
THE MEDICAL CAPABILITY  
OF THE  
USS WALNORTH COUNTY  
LST-1166



TABLE OF CONTENTS

<u>Item</u>	<u>Page No.</u>
Tactical Mission	1
Medical Mission	1
Medical Assets	1
Casualty Flow	1
Significant Deficiencies	1
Minor Surgery Area	2
Battle Dressing Station #1	3
Battle Dressing Station #2	4
Battle Dressing Station #3	5
Medical Supply	6
Complement	7
Status of Outstanding Shipalts	7
Size and Location of Area for Breakout of Surgical Block	7
Stowage Near Helo Pad for Replacement Litters and Blankets	7



TACTICAL MISSION:

See NWIP 11

MEDICAL MISSION:

- (1) Medical care for ship's crew
- (2) Medical support for embarked non-crew personnel

MEDICAL ASSETS:

Assets	Normal Use/Type	Remarks
Triage Area	Tank Deck	
Operating Room(s)		None
Non-Ded OR(s)		None
Minor Surgery Room	Main Medical Space	Main BDS
Primary Ward		None
Overflow Ward(s)	None Designated	Use Troop berths
Quiet Room(s)		None
Intensive Care Unit		None
X-Ray		None
Physiotherapy		None
Pharmacy	Main Medical Space	Routine Drugs
Blood Storage		None
Morgue	None Designated	Use Food Storage
Dental OR		None
Dental X-Ray		None
Laboratory	Main Medical Space	Routine Tests
Admin. Office	Main Medical Space	1 File, 1 Desk
Supply Room	Medical Supply	
Battle Dressing Stations	Standard Equipment	Three BDS

CASUALTY FLOW:

(1) By helicopter to landing pad, through narrow hatch, down one ladder to second deck, through narrow passageway to Sick Bay; or from helo pad through cargo hatch to tank deck, then to Sick Bay via hoist.

(2) By boat via rope sling up over the side, then same route as above.

SIGNIFICANT DEFICIENCIES:

None reported

MINOR SURGERY AREA

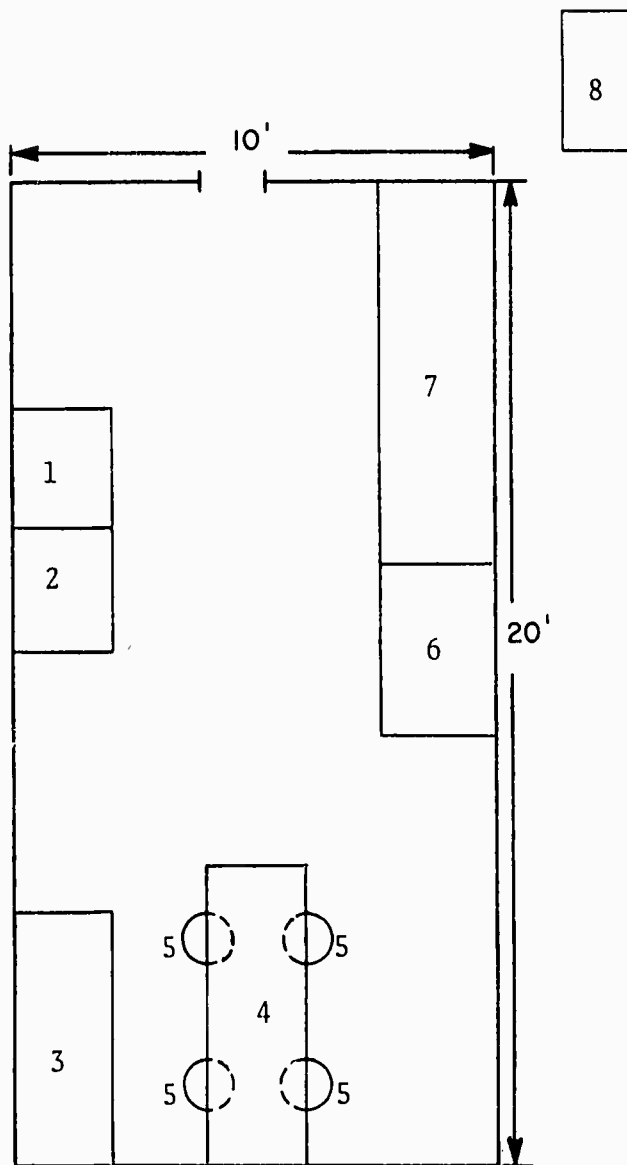
LOCATION: 2-45-2-L

NORMAL USE: Sick Bay/Main BDS

FLOOR PLAN:

EQUIPMENT:

- 1-Refrigerator
- 2-Sink
- 3-Medicine cabinet/  
medical records
- 4-Treatment table
- 5-Castle lights
- 6-Desk
- 7-Cabinets
- 8-Autoclave



USS WALWORTH COUNTY

LST-1164

BATTLE DRESSING STATION #1

LOCATION: 2-45-2-L

FLOOR PLAN: Same as Minor Surgery Area

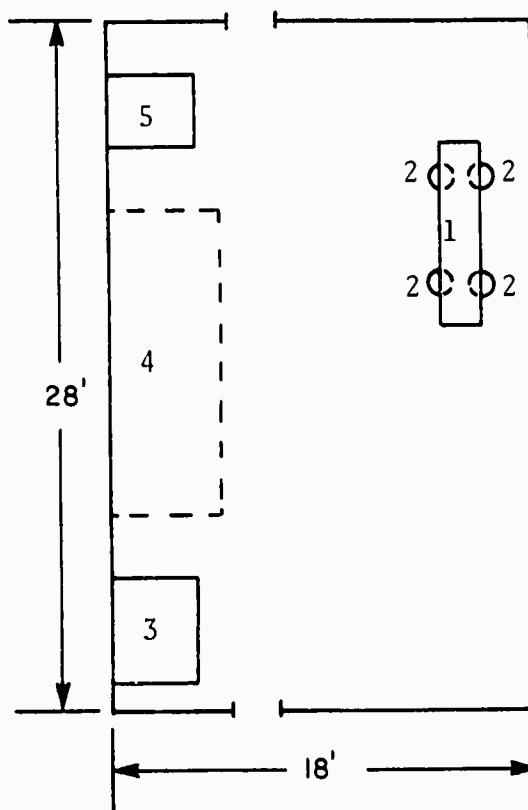
EQUIPMENT:  
Same as Minor  
Surgery Area

BATTLE DRESSING STATION #2

LOCATION: 2-48-1-L

FLOOR PLAN: Not to scale

EQUIPMENT:  
1-Operating table  
2-Castle lights  
3-Medical supply chest  
4-Water tank  
5-Scrub sink



BATTLE DRESSING STATION # 3

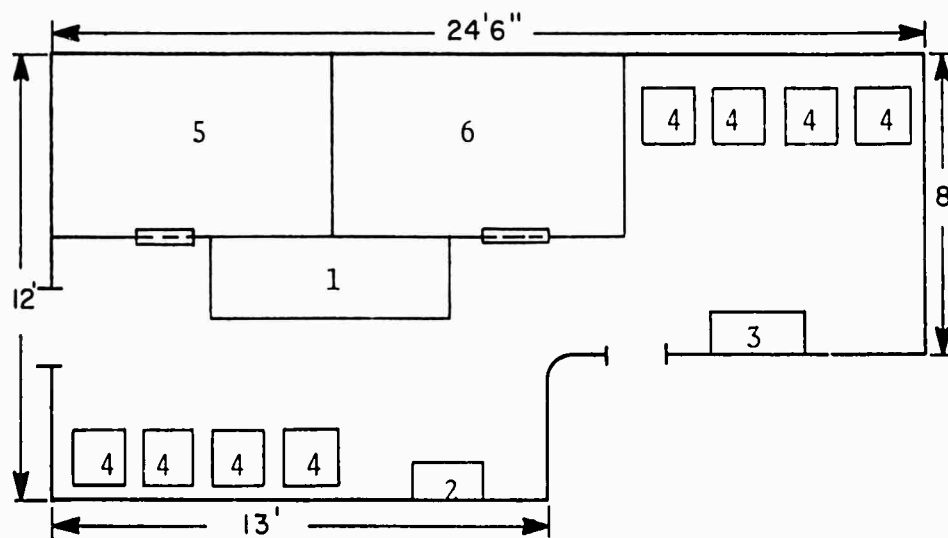
LOCATION: 2-18-4-L

FLOOR PLAN:

Storage for portable Battle Dressing Station equipment and supplies outside forward head on port side.

EQUIPMENT:

- 1-Portable operating table
- 2-Stowed OR lights(4)
- 3-Battle dressing supply locker
- 4-Sinks
- 5-Commodes
- 6-Urinals



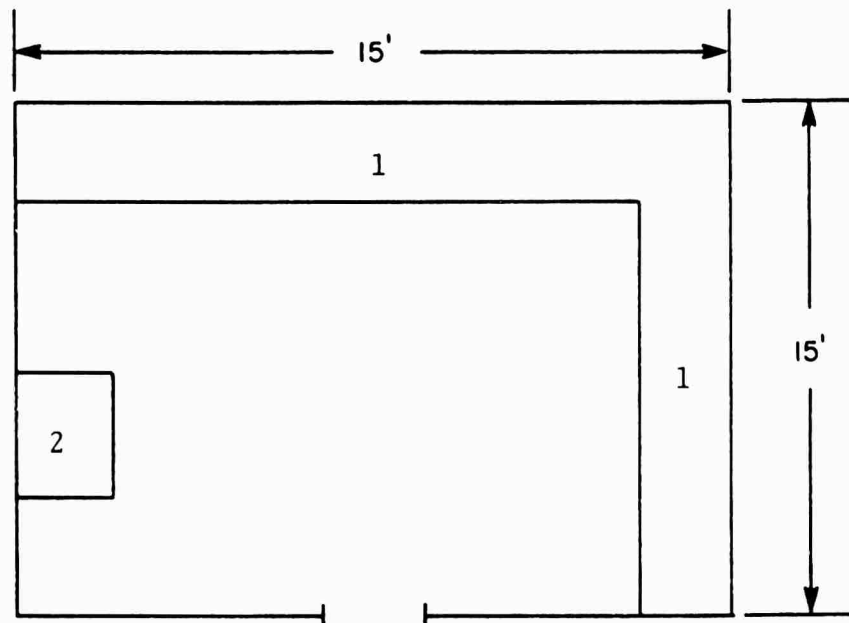
MEDICAL SUPPLY

LOCATION: 3-17-4-A

FLOOR PLAN: Not to scale

EQUIPMENT:  
1-Shelves  
2-Cabinet

Medical storeroom for parenteral fluids, dressings and bandages, surgical instruments, tablets, equipment.



USS WALWORTH COUNTY

LST-1164

COMPLEMENT:

SPECIALTY

RANK OR RATE

8405 - Independent Duty

HM1 or HM2

STATUS OF OUTSTANDING SHIPALTS:

Not determined.

SIZE AND LOCATION OF AREA FOR BREAKOUT OF SURGICAL BLOCK:

Not determined.

STOWAGE NEAR HELO PAD FOR REPLACEMENT LITTERS AND BLANKETS:

Not determined.



**UNCLASSIFIED**

**INVENTORY OF  
THE MEDICAL CAPABILITY  
OF THE  
USS DESOTO COUNTY  
LST-1171**

**UNCLASSIFIED**



TABLE OF CONTENTS

<u>Item</u>	<u>Page No.</u>
Tactical Mission	1
Medical Mission	1
Medical Assets	1
Casualty Flow	1
Significant Deficiencies	1
Minor Surgery Area	2
Medical Supply	3
Battle Dressing Station #1	4
Battle Dressing Station #2	5
Battle Dressing Station #3	6
Complement	7
Status of Outstanding Shipalts	7
Size and Location of Area for Breakout of Surgical Block	7
Stowage Near Helo Pad for Replacement Litters and Blankets	7

USS DESOTO COUNTY

LST-1171

TACTICAL MISSION:

See NWIP 11

MEDICAL MISSION:

- (1) Medical care for ship's crew
- (2) Medical support for embarked non-crew personnel

MEDICAL ASSETS:

Asset	Normal Use/Type	Remarks
Triage Area	Tank Deck Fwd/Helo Pad	
Operating Room(s)		None
Non-Ded OR(s)		None
Minor Surgery Room	Sick Bay/Main BDS	
Primary Ward		None
Overflow Ward(s)	Troop Officer Qtrs.	
Quiet Room(s)		None
Intensive Care Unit		None
X-Ray		None
Physiotherapy		None
Pharmacy	Sick Bay	
Blood Storage		None
Morgue	Refrigerator	
Dental OR		None
Dental X-Ray		None
Laboratory	Sick Bay	Routine Tests
Admin. Office	Sick Bay	
Supply Room	Medical Supply	Three Storerooms
Battle Dressing Stations		Standard Equipment

CASUALTY FLOW:

(1) From helo pad on Main Deck down one ladder to Sick Bay. If triage is performed in Tank Deck, go directly to Sick Bay via hoist or by ladder to Second Deck.

SIGNIFICANT DEFICIENCIES:

None reported by ship.

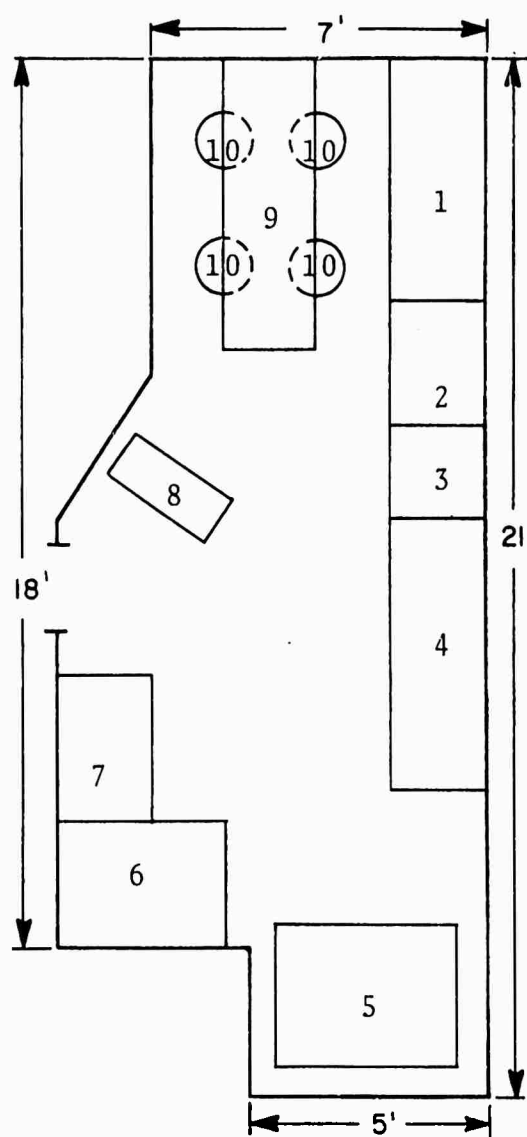
MINOR SURGERY AREA

LOCATION: 2-43 1/2-2-L

NORMAL USE: Sick Bay

FLOOR PLAN: Not to scale

- EQUIPMENT:  
1-Supply Cabinet  
2-Sink  
3-Sterilizer  
4-Surgical supply cabinet  
5-Refrigerator  
6-Autoclave  
7-Desk  
8-File cabinet  
9-Folding OR table  
10-Castle lights



MEDICAL SUPPLY

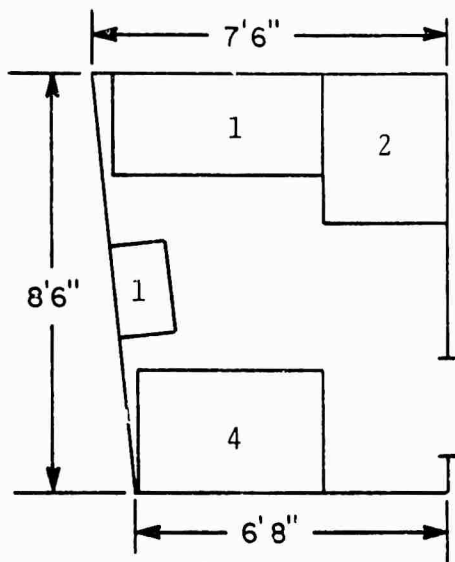
LOCATION: 2-17-1-A, 2-48-2-A, 2-49-2-A, 4-21-1-A

FLOOR PLAN:

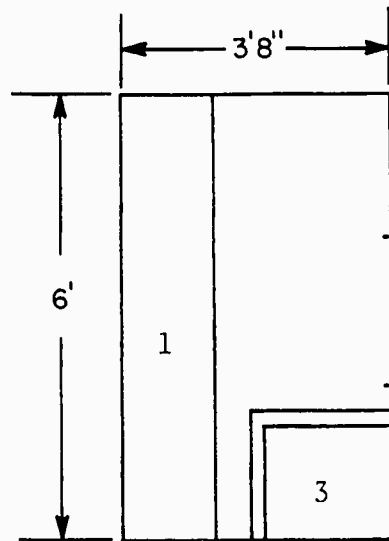
EQUIPMENT:

Medical Storeroom #1 (2-17-1-A)  
Parenteral fluids, bulk control  
supplies, bulk organic supplies

1-Shelves  
2-Safe  
3-Mount-out boxes  
4-Acid locker

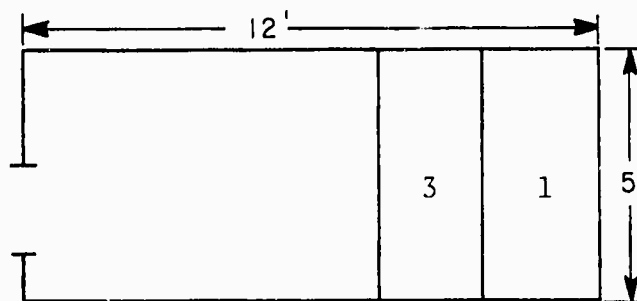
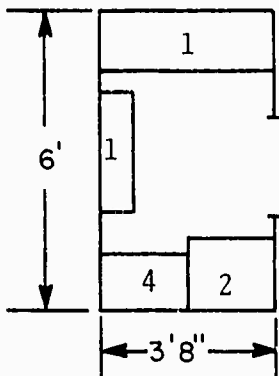


Medical Storeroom #2 (2-48-2-A)  
Surgical instruments, battle  
dressings, non-organic supplies



Medical Storeroom #3 (2-49-2-A)  
Parenteral fluids, oral medi-  
cations, ointments, etc.

Medical Storeroom #4 (4-21-1-A)  
Mount-out boxes and I.O.L.  
supplies



USS DESOTO COUNTY

LST-1171

BATTLE DRESSING STATION #1

LOCATION: 2-43 1/2-2-L (Same as Minor Surgery)

FLOOR PLAN: See Minor Surgery

EQUIPMENT:  
See Minor Surgery

USS DESOTO COUNTY

LST-1171

BATTLE DRESSING STATION #2

LOCATION: 2-59-01-L

FLOOR PLAN: Uses space within the crew's and troop messing area. There are no well-defined limits of the battle dressing station.

EQUIPMENT:

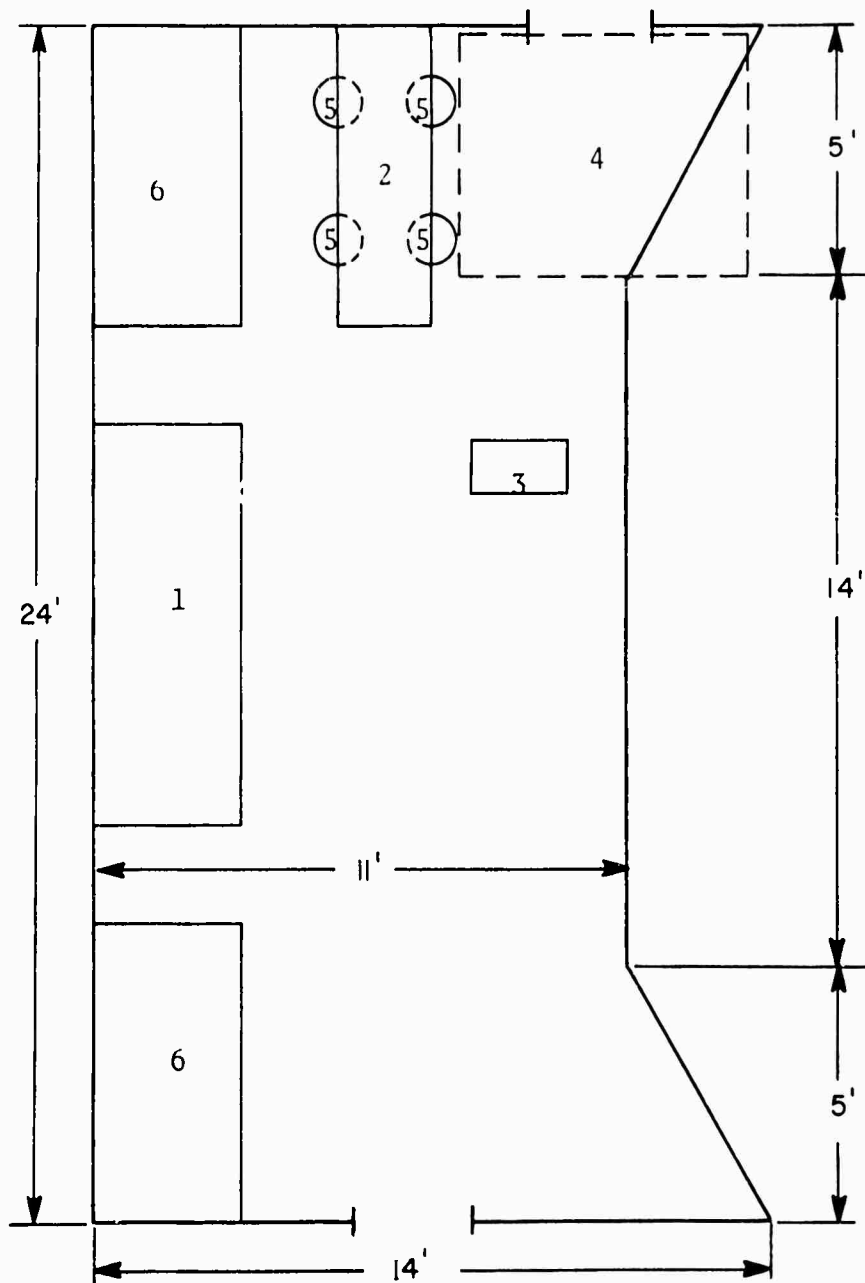
- 1-Folding OR table
- 2-Medical supply locker
- 3-Water tank (over-head)
- 4-Scrub sink
- 5-Castle lights

BATTLE DRESSING STATION #3

LOCATION: 2-22-1-L

FLOOR PLAN: Not to scale

- EQUIPMENT:
- 1-Med supply locker
  - 2-Folding OR table
  - 3-Scrub sink
  - 4-Water tank
  - 5-Castle lights
  - 6-Bed units (3 high)



USS DESOTO COUNTY

LST-1171

COMPLEMENT:

<u>SPECIALTY</u>	<u>RANK OR RATE</u>
8405 Ind. Duty	HM1

STATUS OF OUTSTANDING SHIPALTS:

Not determined.

SIZE AND LOCATION OF AREA FOR BREAKOUT OF SURGICAL BLOCK:

Not determined.

STOWAGE NEAR HELO PAD FOR REPLACEMENT LITTERS AND BLANKETS:

Not determined.



UNCLASSIFIED

INVENTORY OF  
THE MEDICAL CAPABILITY  
OF THE  
USMC SUFFOLK COUNTY  
LST-1178

TABLE OF CONTENTS

<u>Item</u>	<u>Page No.</u>
Tactical Mission	1
Medical Mission	1
Medical Assets	1
Casualty Flow	1
Significant Deficiencies	1
Minor Surgery Area	2
Battle Dressing Station #1	3
Battle Dressing Station #2	4
Battle Dressing Station #3	5
Complement	6
Status of Outstanding Shipalts	6
Size and Location of Area for Breakout of Surgical Block	6
Stowage Near Helo Pad for Replacement Litters and Blankets	6

TACTICAL MISSION:

See NWIP 11

MEDICAL MISSION:

- (1) Medical care for ship's crew
- (2) Medical support for embarked non-crew personnel
- (3) Casualty receiving/evacuation

MEDICAL ASSETS:

Asset	Normal Use/Type	Remarks
Triage Area	Tank Deck Fwd/Helo Pad	
Operating Room(s)		None
Non-Ded OR(s)		None
Minor Surgery Room	Sick Bay/Main BDS	
Primary Ward		None
Overflow Ward(s)	Troop Officer Qtrs.	
Quiet Room(s)		None
Intensive Care Unit		None
X-Ray		None
Physiotherapy		None
Pharmacy	Sick Bay	
Blood Storage		None
Morgue	Refrigerator	
Dental OR		None
Laboratory	Sick Bay	Routine Tests
Admin. Office	Sick Bay	
Supply Room	Sick Bay	
Battle Dressing Stations		Standard Equipment

CASUALTY FLOW:

(1) From helo pad on Main Deck down one ladder to Sick Bay. If triage is performed in Tank Deck, go directly to Sick Bay via hoist or by ladder to Second Deck.

SIGNIFICANT DEFICIENCIES:

- (1) Portable X-Ray unit and portable laboratory would increase capability and aid Surgical Team greatly when embarked.
- (2) Medical storage capacity is inadequate.

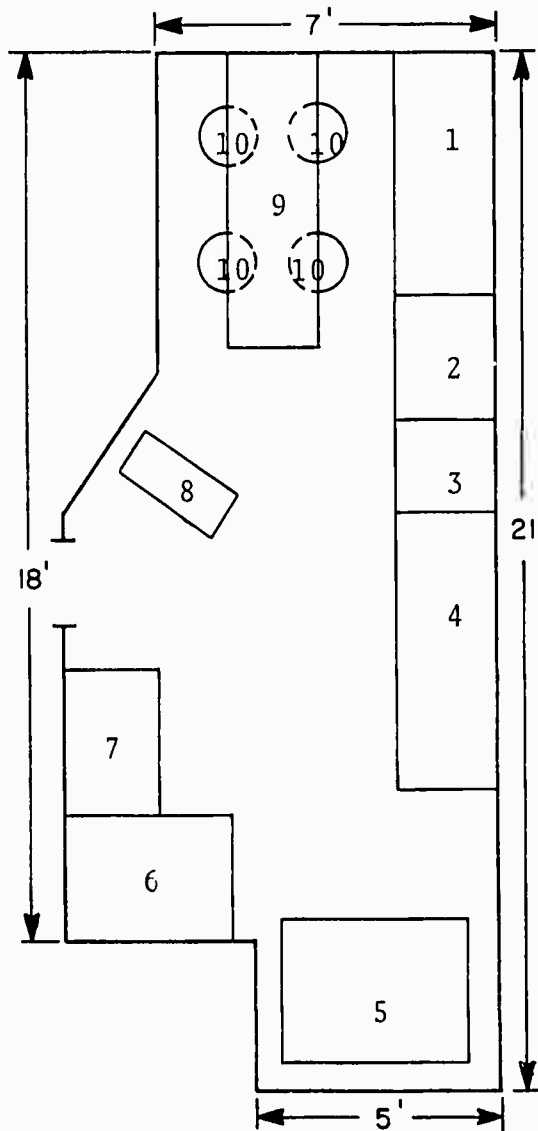
MINOR SURGERY AREA

LOCATION: 2-43 1/2-2-L

NORMAL USE: Sick Bay

FLOOR PLAN: Not to scale

- EQUIPMENT:
- 1-Supply cabinet
  - 2-Sink
  - 3-Sterilizer
  - 4-Surgical supply cabinet
  - 5-Refrigerator
  - 6-Autoclave
  - 7-Desk
  - 8-File cabinet
  - 9-Folding OR table
  - 10-Castle lights



USS SUFFOLK COUNTY

LST-1173

BATTLE DRESSING STATION #1

LOCATION: 2-43 1/2-2-L (Same as Minor Surgery)

FLOOR PLAN: See Minor Surgery

EQUIPMENT:  
See Minor Surgery

BATTLE DRESSING STATION #2

LOCATION: 2-59-01-L

FLOOR PLAN: Uses space within the crew's and troop messing area. There are no well-defined limits of the battle dressing station.

EQUIPMENT:

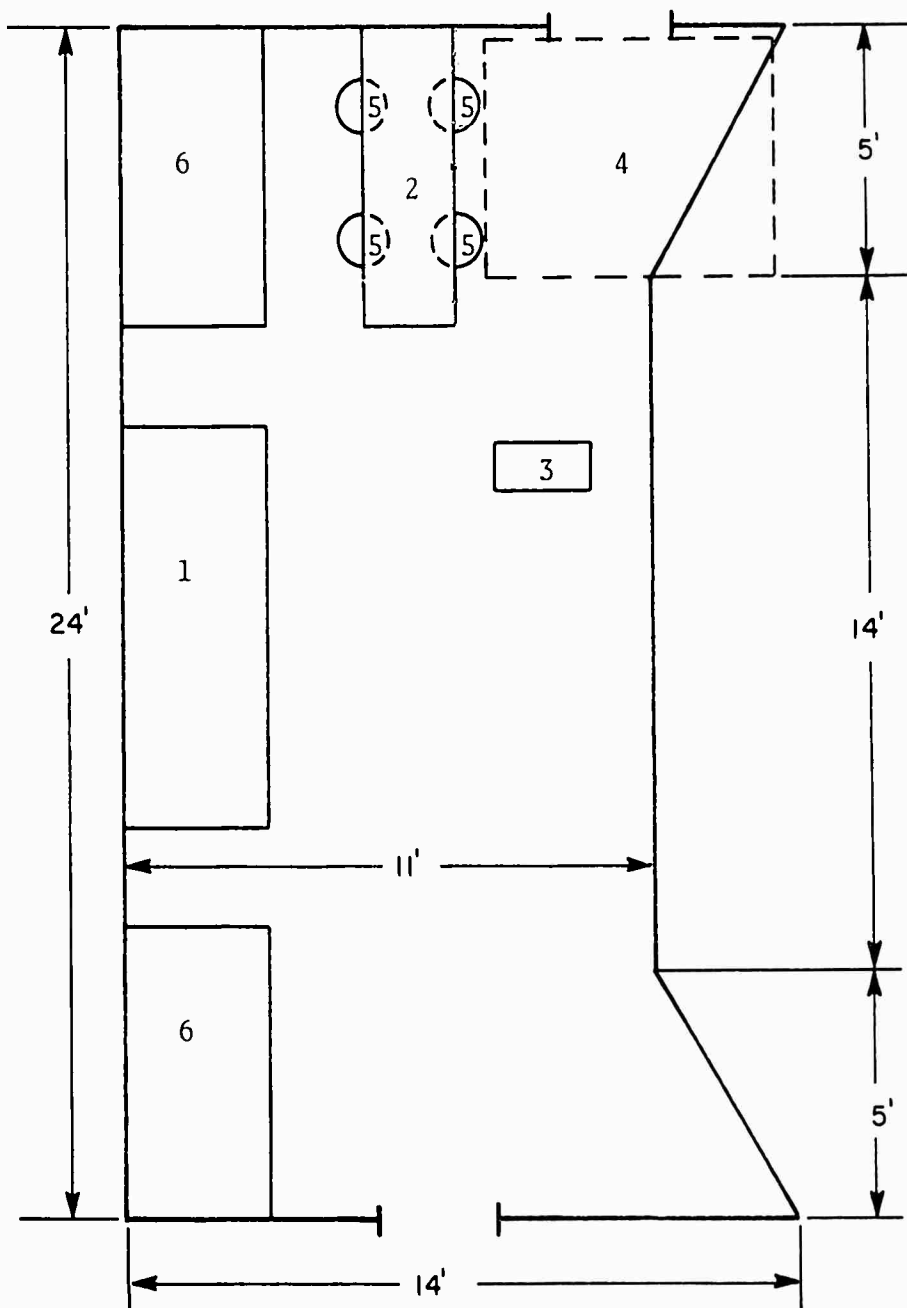
- 1-Folding OR table
- 2-Medical supply locker
- 3-Water tank (over-head)
- 4-Scrub sink
- 5-Castle lights

BATTLE DRESSING STATION #3

LOCATION: 2-22-1-L

FLOOR PLAN: Not to scale

- EQUIPMENT:  
1-Med supply locker  
2-Folding OR table  
3-Scrub sink  
4-Water tank  
5-Castle lights  
6-Bed units (3 high)





USS SUFFOLK COUNTY

LST-1173

COMPLEMENT:

SPECIALTY

RANK OR RATE

8405 - Independent Duty

HM1

STATUS OF OUTSTANDING SHIPALTS:

Not determined

SIZE AND LOCATION OF BREAKOUT AREA FOR SURGICAL BLOCK:

Not determined

STOWAGE NEAR HELO PAD FOR REPLACEMENT LITTERS AND BLANKETS:

Not determined



**UNCLASSIFIED**

**INVENTORY OF  
THE MEDICAL CAPABILITY  
OF THE  
USS GRANT COUNTY  
LST-1174**

**UNCLASSIFIED**

TABLE OF CONTENTS

<u>Item</u>	<u>Page No.</u>
Tactical Mission	1
Medical Mission	1
Medical Assets	1
Casualty Flow	1
Significant Deficiencies	1
Minor Surgery Area	2
Battle Dressing Station #1	3
Battle Dressing Station #2	4
Battle Dressing Station #3	5
Complement	6
Status of Outstanding Shipalts	6
Size and Location of Area for Breakout of Surgical Block	6
Stowage Near Helo Pad for Replacement Litters and Blankets	6

USS GRANT COUNTY

LST-1174

TACTICAL MISSION:

See NWIP 11

MEDICAL MISSION:

- (1) Medical care for ship's crew
- (2) Medical support for embarked non-crew personnel

MEDICAL ASSETS:

Asset	Normal Use/Type	Remarks
Triage Area	Tank Deck	
Operating Room(s)		None
Non-Ded OR(s)		None
Minor Surgery Room	Sick Bay/Main BDS	
Primary Ward		None
Overflow Ward(s)	Troop Officer Qtrs.	
Quiet Room(s)		None
Intensive Care Unit	None	None
X-Ray		None
Physiotherapy		None
Pharmacy	Sick Bay	Routine Drugs
Blood Storage		None
Morgue	Refrigerator	
Dental OR		None
Dental X-Ray		None
Laboratory	Sick Bay	Routine Tests
Admin. Office	Sick Bay	
Supply Room	Sick Bay	
Battle Dressing Stations		Standard equipment

CASUALTY FLOW:

- (1) From helo pad on main deck down one ladder to Sick Bay
- (2) Casualties in tank deck can be lifted directly to Sick Bay via hoist.

SIGNIFICANT DEFICIENCIES:

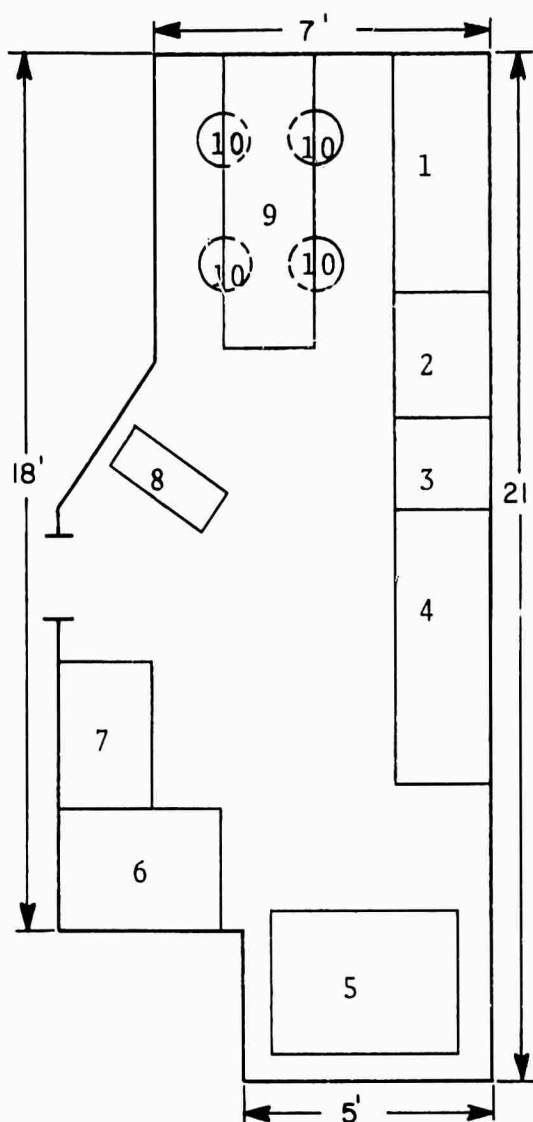
- (1) Filing capacity is inadequate.

MINOR SURGERY AREA

LOCATION: 2-43 1/2-2-L

FLOOR PLAN: Not to scale

- EQUIPMENT:  
1-Supply cabinet  
2-Sink  
3-Sterilizer  
4-Supply cabinet  
5-Refrigerator  
6-Autoclave  
7-Desk  
8-File cabinet  
9-OR table  
10-Castle lights



USS GRANT COUNTY

LST-1174

BATTLE DRESSING STATION #1

LOCATION: 2-43 1/2-2-L (Same area as Minor Surgery)

FLOOR PLAN: See Minor Surgery

EQUIPMENT:  
See Minor Surgery

BATTLE DRESSING STATION #2

LOCATION: 2-59-01-L

FLOOR PLAN: Uses space within the crew's and troop messing area. There are no well-defined limits of the Battle Dressing Station.

EQUIPMENT:

- 1-Folding OR table
- 2-Medical supply locker
- 3-Water tank (over-head)
- 4-Scrub sink
- 5-Castle lights



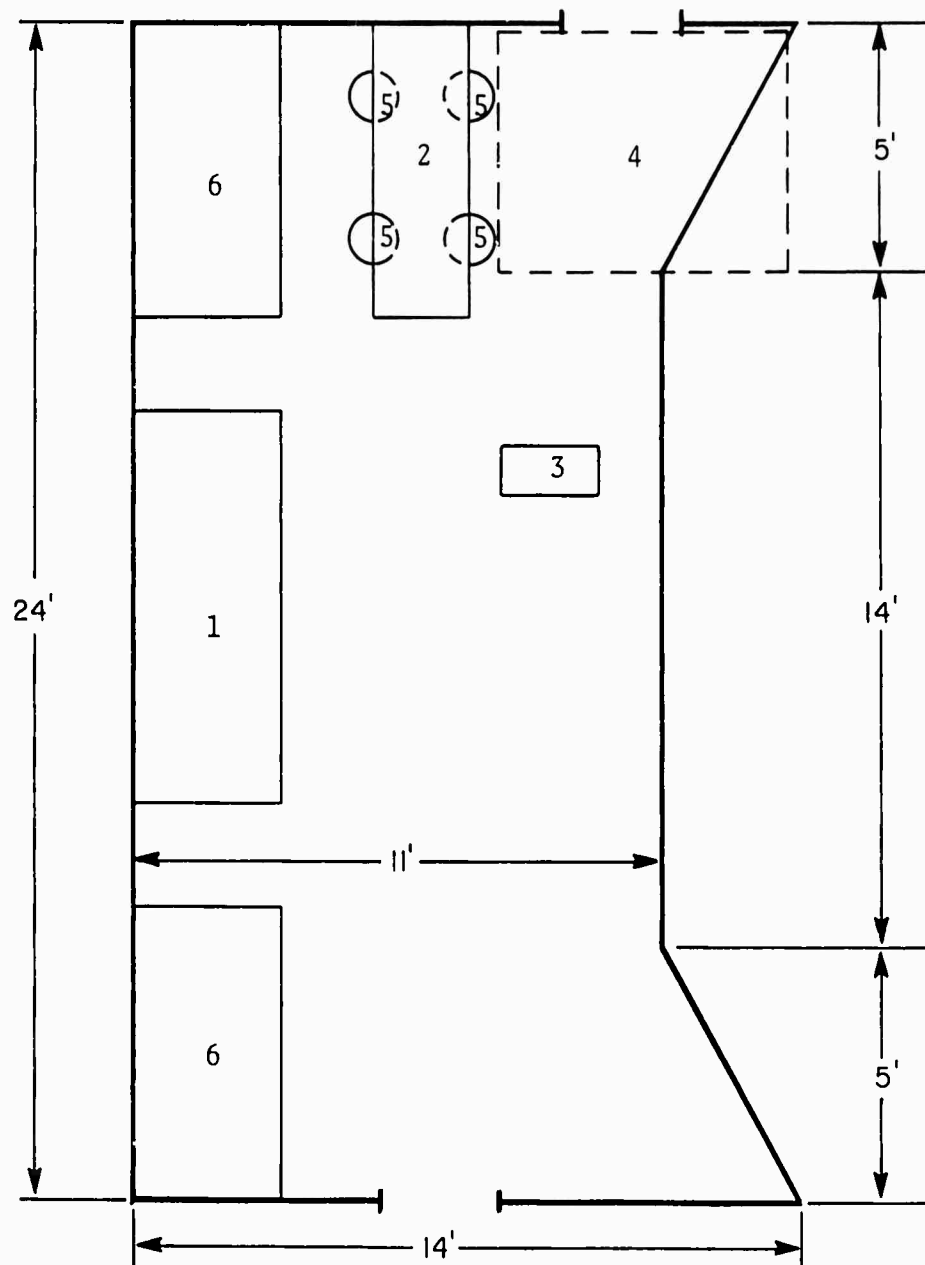
BATTLE DRESSING STATION #3

LOCATION: 2-22-1-L

FLOOR PLAN: Not to scale

EQUIPMENT:

- 1-Med supply locker
- 2-Folding OR table
- 3-Scrub sink
- 4-Water tank
- 5-Castle lights
- 6-Bed units (3 high)



USS GRANT COUNTY

LST-1174

COMPLEMENT:

<u>SPECIALTY</u>	<u>RANK OR RATE</u>
8405	HM1
0000	SN

STATUS OF OUTSTANDING SHIPALTS:

None

SIZE AND LOCATION OF AREA FOR BREAKOUT OF SURGICAL BLOCK:

Tank deck, as required.

STOWAGE NEAR HELO PAD FOR REPLACEMENT LITTERS AND BLANKETS:

Sail Locker.



**INVENTORY OF  
THE MEDICAL CAPABILITY  
OF THE  
USS YORK COUNTY  
LST-1175**

**UNCLASSIFIED**

USS YORK COUNTY

TABLE OF CONTENTS

<u>Item</u>	<u>Page No.</u>
Tactical Mission	1
Medical Mission	1
Medical Assets	1
Casualty Flow	1
Significant Deficiencies	1
Minor Surgery Area	2
Medical Supply	3
Battle Dressing Station #1	4
Battle Dressing Station #2	5
Battle Dressing Station #3	6
Complement	7
Status of Outstanding Shipalts	7
Size and Location of Area for Breakout of Surgical Block	7
Stowage Near Helo Pad for Replacement Litters and Blankets	7

USS YORK COUNTY

LST-1175

TACTICAL MISSION:

See NWIP 11

MEDICAL MISSION:

- (1) Medical care for ship's crew
- (2) Medical support for embarked non-crew personnel
- (3) Casualty receiving/evacuation

MEDICAL ASSETS:

Asset	Normal Use/Type	Remarks
Triage Area	Tank Deck Fwd/Helo Pad	
Operating Room(s)		None
Non-Ded OR(s)		None
Minor Surgery Room	Sick Bay/Main BDS	
Primary Ward		None
Overflow Ward(s)	Troop Officer Qtrs.	
Quiet Room(s)		None
Intensive Care Unit		None
X-Ray		None
Physiotherapy		None
Pharmacy	Sick Bay	
Blood Storage	24-30 pints	Emergency only
Morgue	Refrigerator	
Dental OR		None
Laboratory	Sick Bay	Routine Tests
Admin. Office	Sick Bay	1 File, 1 Desk
Supply Room		Three storerooms
Battle Dressing Stations		Standard Equipment

CASUALTY FLOW:

(1) From helo pad on Main Deck down one ladder to Sick Bay. If triage is performed in Tank Deck, go directly to Sick Bay via hoist or by ladder to Second Deck.

SIGNIFICANT DEFICIENCIES:

- (1) Portable X-Ray unit and portable laboratory would increase capability and aid Surgical Team greatly when embarked.
- (2) Medical storage capacity is inadequate.

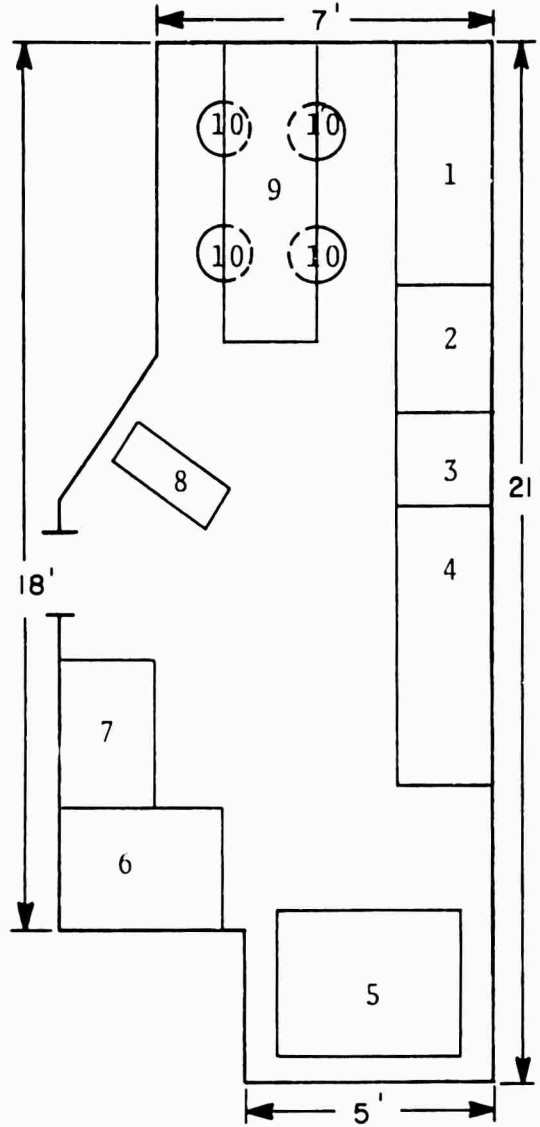
MINOR SURGERY AREA

LOCATION: 2-43 1/2-2-L

FLOOR PLAN: Not to scale

EQUIPMENT:

- 1-Supply cabinet
- 2-Sink
- 3-Sterilizer
- 4-Supply cabinet
- 5-Refrigerator
- 6-Autoclave
- 7-Desk
- 8-File cabinet
- 9-OR table
- 10-Castle lights



MEDICAL SUPPLY

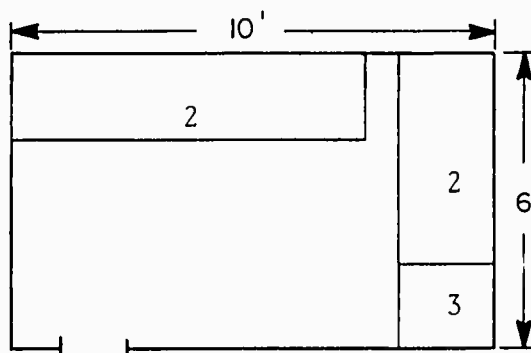
LOCATION: 2-15-1-L, 2-49-2-A, 4-21 1/2-1-A

FLOOR PLAN:

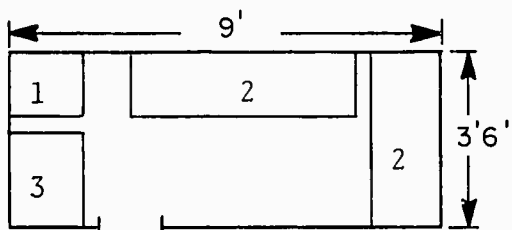
EQUIPMENT:

- 1-Locker
- 2-Bin
- 3-Safe

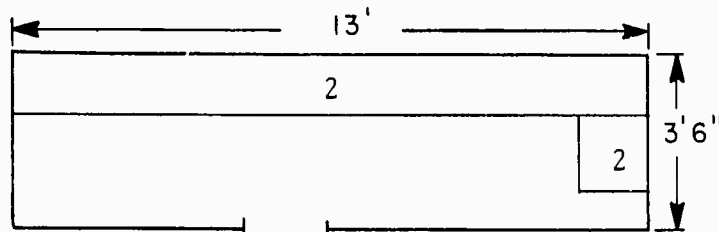
Storeroom #1 - IV Fluids & Instruments  
(2-15-1-L)



Storeroom #2 - Routine Medicines  
(2-49-2-A)



Storeroom #3 - Emergency Evacuation Material  
(4-21 1/2-1-A)



USS YORK COUNTY

LST-1175

BATTLE DRESSING STATION #1

LOCATION: 2-43 1/2-2-1. (Same area as Minor Surgery)

FLOOR PLAN: See Minor Surgery

EQUIPMENT:  
See Minor Surgery



USS YORK COUNTY

LST-1175

BATTLE DRESSING STATION #2

LOCATION: 2-59-01-L

FLOOR PLAN: Uses space within the crew's and troop messing area. There are no well-defined limits of the battle dressing station.

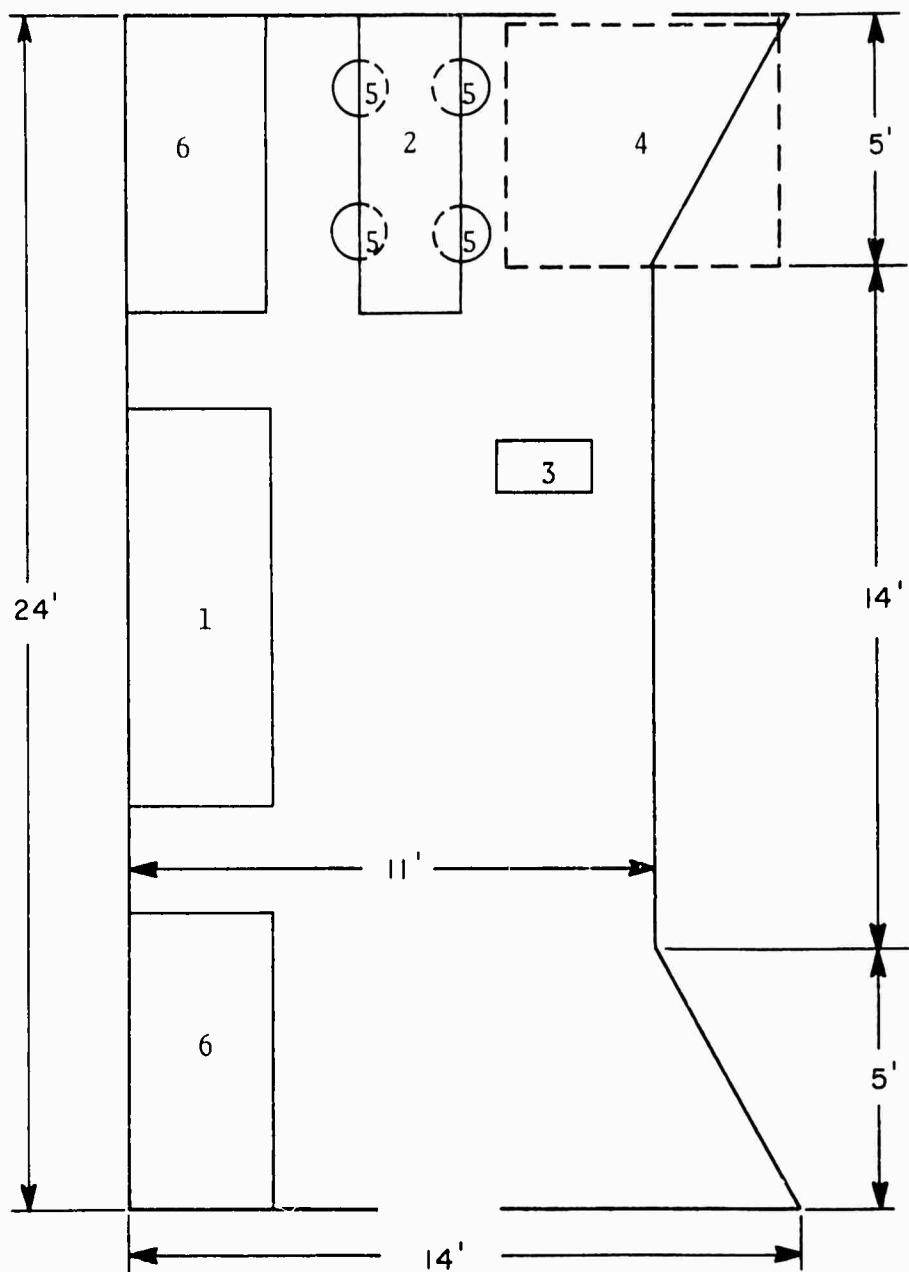
EQUIPMENT:  
1-Folding OR table  
2-Medical supply locker  
3-Water tank (over head)  
4-Scrub sink  
5-Castle lights

BATTLE DRESSING STATION #3

LOCATION: 2-22-1-L

FLOOR PLAN: Not to scale

- EQUIPMENT:  
1-Med supply locker  
2-Folding OR table  
3-Scrub sink  
4-Water tank  
5-Castle lights  
6-Bed units (3 high)





USS YORK COUNTY

LST-1175

COMPLEMENT:

<u>SPECIALTY</u>	<u>RANK OR RATING</u>
8405 - Independent Duty	HM1
0000 - General Service Striker	HM3 SN

STATUS OF OUTSTANDING SHIPALTS:

Not determined

SIZE AND LOCATION OF AREA FOR BREAKOUT OF SURGICAL BLOCK:

Not determined

STOWAGE NEAR HELO PAD FOR REPLACEMENT LITTERS AND BLANKETS:

Not determined

**UNCLASSIFIED**

**INVENTORY OF  
THE MEDICAL CAPABILITY  
OF THE  
USS GRAHAM COUNTY  
LST-1176**

**UNCLASSIFIED**

TAB E OF CONTENTS

<u>Item</u>	<u>Page No.</u>
Tactical Mission	1
Medical Mission	1
Medical Assets	1
Casualty Flow	1
Significant Deficiencies	1
Minor Surgery Area	2
Battle Dressing Station #1	3
Battle Dressing Station #2	4
Battle Dressing Station #3	5
Medical Supply	6
Complement	7
Status of Outstanding Shipalts	7
Size and Location of Area for Breakout of Surgical Block	7
Stowage Near Helo Pad for Replacement Litters and Blankets	7

TACTICAL MISSION:

See NWIP 11

MEDICAL MISSION:

- (1) Medical care for ship's crew
- (2) Medical support for embarked non-crew personnel
- (3) Casualty receiving/evacuation

MEDICAL ASSETS:

Asset	Normal Use/Type	Remarks
Triage Area	Tank Deck Fwd/Helo Pad	
Operating Room(s)		None
Non-Ded OR(s)		None
Minor Surgery Room	Sick Bay/Main BDS	
Primary Ward		None
Overflow Ward(s)	Troop Officer Qtrs.	
Quiet Room(s)		None
Intensive Care Unit		None
X-Ray		None
Physiotherapy		None
Pharmacy	Sick Bay	
Blood Storage		None
Morgue	Refrigerator	
Dental OR		None
Dental X-Ray		None
Laboratory	Sick Bay	Routine Tests
Admin. Office	Sick Bay	
Supply Room	Medical Supply	Two Supply Rooms
Battle Dressing Stations		Standard Equipment

CASUALTY FLOW:

(1) From helo pad on main deck down one ladder to Sick Bay. If triage is performed in tank deck, go directly to Sick Bay via hoist or by ladder to second deck.

SIGNIFICANT DEFICIENCIES:

(1) Portable X-Ray unit and portable laboratory would increase capability and aid Surgical Team greatly when embarked.

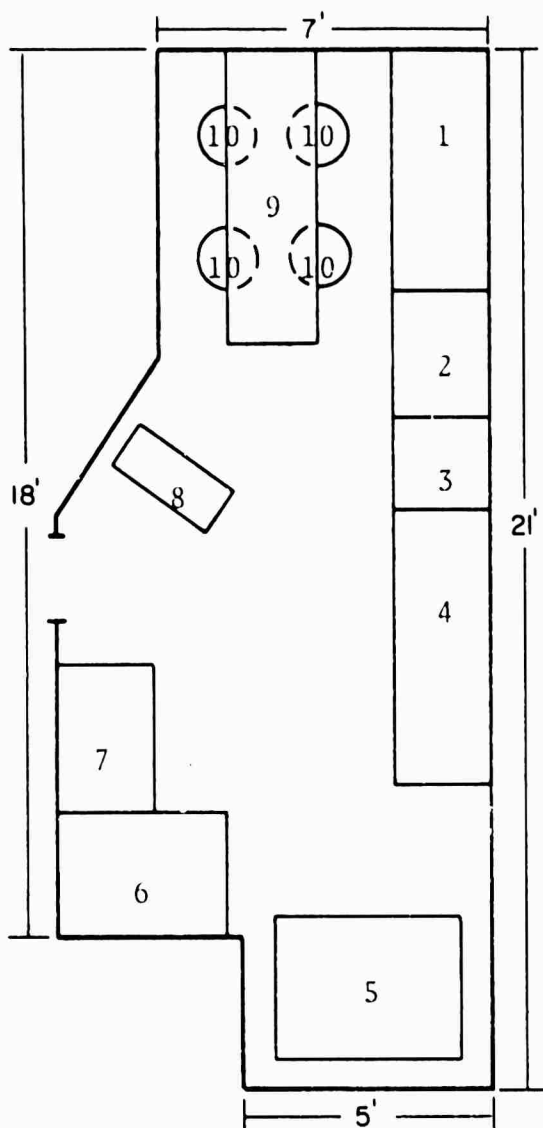
MINOR SURGERY AREA

LOCATION: 2-43 1/2-2-L

NORMAL USE: Sick Bay

FLOOR PLAN: Not to scale

- EQUIPMENT:  
1-Supply cabinet  
2-Sink  
3-Sterilizer  
4-Surgical supply cabinet  
5-Refrigerator  
6-Autoclave  
7-Desk  
8-File cabinet  
9-Folding OR table  
10-Castle lights



USS GRAHAM COUNTY

LST-1176

BATTLE DRESSING STATION #1

LOCATION: 2-43 1/2-2-1 (Same as Minor Surgery)

FLOOR PLAN: See Minor Surgery

EQUIPMENT:  
See Minor Surgery



BATTLE DRESSING STATION #2

LOCATION: 2-59-01-1.

FLOOR PLAN: Uses space within the crew's and troop messing area. There are no well-defined limits of the battle dressing station.

EQUIPMENT:  
1-Folding OR table  
2-Medical supply locker  
3-Water tank (over-head)  
4-Scrub sink  
5-Castle lights

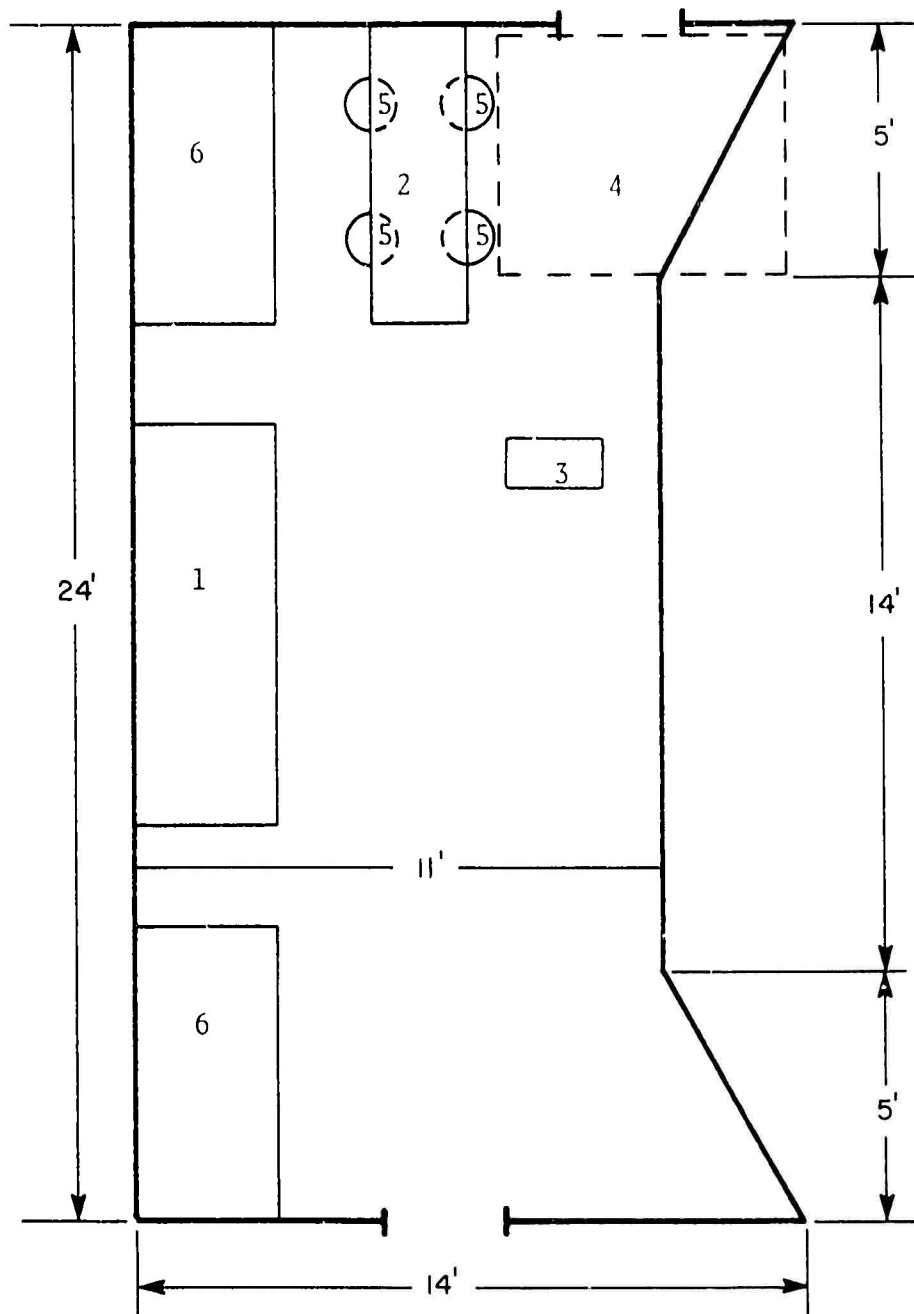
BATTLE DRESSING STATION #3

LOCATION: 2-22-1-L

FLOOR PLAN: Not to scale

EQUIPMENT:

- 1-Med supply locker
- 2-Folding OR table
- 3-Scrub sink
- 4-Water tank
- 5-Castle lights
- 6-Bed units (3 high)





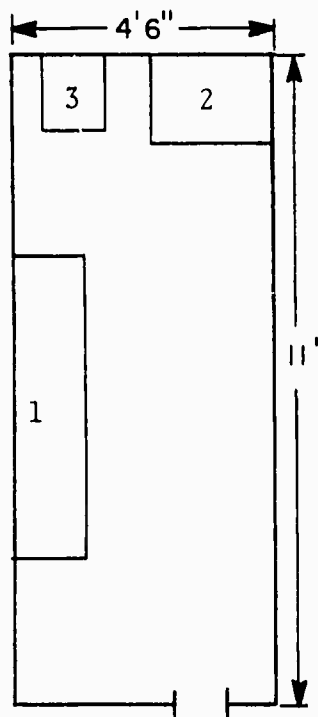
MEDICAL SUPPLY

LOCATION: 4-59-2-A, 2-17-1-A

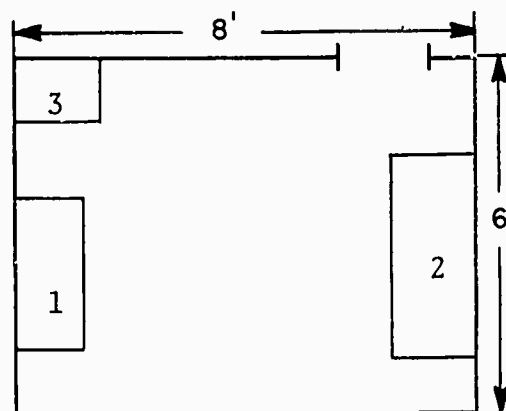
FLOOR PLAN: Not to scale

EQUIPMENT:  
1-Storage bins  
2-Cabinet  
3-Safe

4-59-2-A



2-17-1-A



USS GRAHAM COUNTY

LST-1176

COMPLEMENT:

SPECIALTY

RANK OR RATE

8405 - Independent Duty

HM1

STATUS OF OUTSTANDING SHIPALTS:

Not determined

SIZE AND LOCATION OF AREA FOR BREAKOUT OF SURGICAL BLOCK:

Not determined

STOWAGE NEAR HELO PAD FOR REPLACEMENT LITTERS AND BLANKETS:

Not determined

**UNCLASSIFIED**

**INVENTORY OF  
THE MEDICAL CAPABILITY  
OF THE  
USS LORAIN COUNTY  
LST-1177**

TABLE OF CONTENTS

<u>Item</u>	<u>Page No.</u>
Tactical Mission	1
Medical Mission	1
Medical Assets	1
Casualty Flow	1
Significant Deficiencies	1
Minor Surgery Area	2
Battle Dressing Station #1	3
Battle Dressing Station #2	4
Battle Dressing Station #3	5
Complement	6
Status of Outstanding Shipalts	6
Size and Location of Area for Breakout of Surgical Block	6
Stowage Near Helo Pad for Replacement Litters and Blankets	6

TACTICAL MISSION:

See NWIP 11

MEDICAL MISSION:

- (1) Medical care for ship's crew
- (2) Medical support for embarked non-crew personnel
- (3) Casualty receiving/evacuation

MEDICAL ASSETS:

Asset	Normal Use/Type	Remarks
Triage Area	Tank Deck Fwd/Helo Pad	
Operating Room(s)		None
Non-Ded OR(s)		None
Minor Surgery Room	Sick Bay/Main BDS	
Primary Ward		None
Overflow Ward(s)	Troop Officer Qtrs.	
Quiet Room(s)		None
Intensive Care Unit		None
X-Ray		None
Physiotherapy		None
Pharmacy	Sick Bay	
Blood Storage		None
Morgue	Refrigerator	
Dental OR		None
Dental X-Ray		None
Laboratory	Sick Bay	Routine Tests
Admin. Office	Sick Bay	
Supply Room	Sick Bay	
Battle Dressing Stations		Standard Equipment

CASUALTY FLOW:

(1) From helo pad on Main Deck down one ladder to Sick Bay. If triage is performed in Tank Deck, go directly to Sick Bay via hoist or by ladder to Second Deck.

SIGNIFICANT DEFICIENCIES:

- (1) Portable X-Ray unit and portable laboratory would increase capability and aid Surgical Team greatly when embarked.
- (2) Medical storage capacity is inadequate.

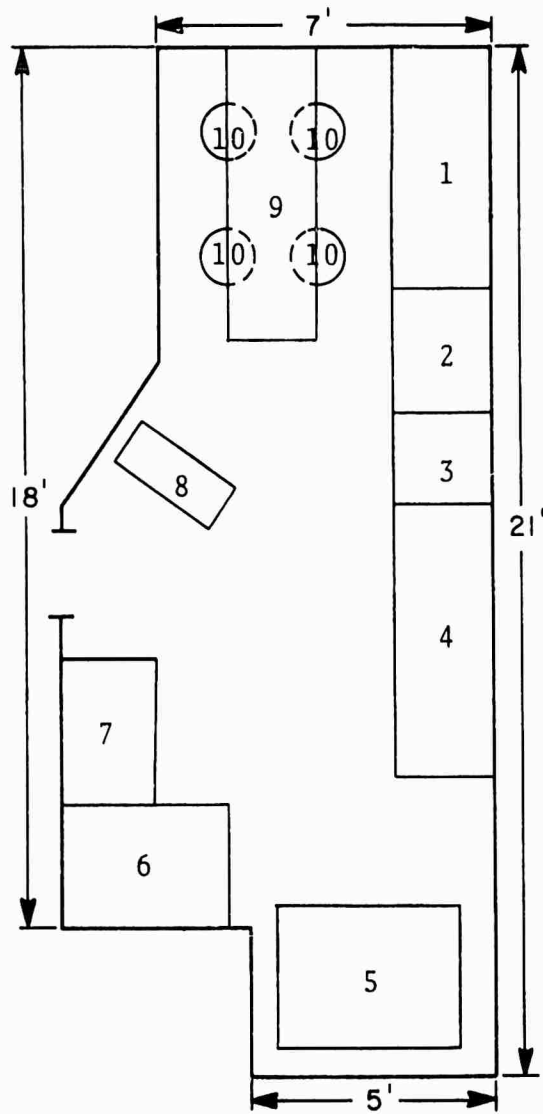
MINOR SURGERY AREA

LOCATION: 2-43 1/2-2-L

NORMAL USE: Sick Bay

FLOOR PLAN: Not to scale

- EQUIPMENT:  
1-Supply cabinet  
2-Sink  
3-Sterilizer  
4-Surgical supply cabinet  
5-Refrigerator  
6-Autoclave  
7-Desk  
8-File cabinet  
9-Folding OR table  
10-Castle lights





USS LORAIN COUNTY

LST-1177

BATTLE DRESSING STATION #1

LOCATION: 2-43 1/2-2-L (Same as Minor Surgery)

FLOOR PLAN: See Minor Surgery

EQUIPMENT:  
See Minor Surgery

BATTLE DRESSING STATION #2

LOCATION: 2-71-2-L

FLOOR PLAN: Uses space within the crew's and troop messing area. There are no well-defined limits of the battle dressing station.

EQUIPMENT:

- 1-Folding OR table
- 2-Medical supply locker
- 3-Water tank (over-head)
- 4-Scrub sink
- 5-Castle lights

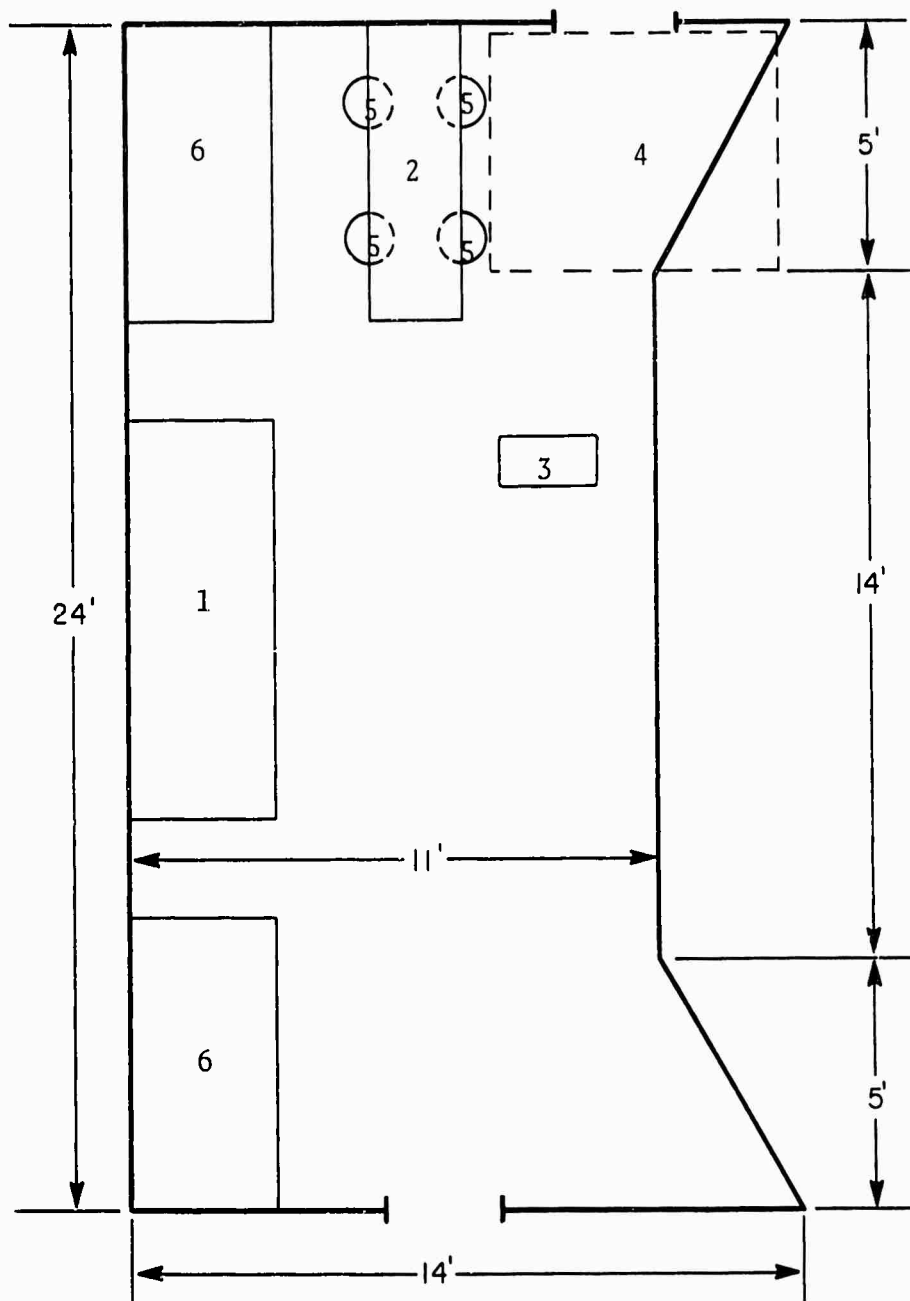


BATTLE DRESSING STATION #3

LOCATION: 2-22-1-L

FLOOR PLAN: Not to scale

- EQUIPMENT:  
1-Med supply locker  
2-Folding OR table  
3-Scrub sink  
4-Water tank  
5-Castle lights  
6-Bed units (3 high)



USS LORAIN COUNTY

LST-1177

COMPLEMENT:

<u>SPECIALTY</u>	<u>RANK OR RATE</u>
0000	HMC
8405	HM1
8405	HM2

STATUS OF OUTSTANDING SHIPALTS:

LST-531K Rev. 1 - Convert Troop Officer Stateroom to Isolation Ward - deferred.

SIZE AND LOCATION OF AREA FOR BREAKOUT OF SURGICAL BLOCK:

Crew and Troop Messing Compartment 2-59-01-L

STOWAGE NEAR HELO PAD FOR REPLACEMENT LITTERS AND BLANKETS:

None

**UNCLASSIFIED**

**INVENTORY OF  
THE MEDICAL CAPABILITY  
OF THE  
USS WOOD COUNTY  
LST-1178**

**UNCLASSIFIED**

TABLE OF CONTENTS

<u>Item</u>	<u>Page No.</u>
Tactical Mission	1
Medical Mission	1
Medical Assets	1
Casualty Flow	1
Significant Deficiencies	1
Minor Surgery Area	2
Battle Dressing Station #1	3
Battle Dressing Station #2	4
Battle Dressing Station #3	5
Complement	6
Status of Outstanding Shipalts	6
Size and Location of Area for Breakout of Surgical Block	6
Stowage Near Helo Pad for Replacement Litters and Blankets	6

TACTICAL MISSION:

See NWIP 11

MEDICAL MISSION:

- (1) Medical care for ship's crew
- (2) Medical support for embarked non-crew personnel
- (3) Casualty receiving/evacuation

MEDICAL ASSETS:

Assets	Normal Use/Type	Remarks
Triage Area	Tank Deck Fwd/Helo Pad	
Operating Room(s)		None
Non-Ded OR(s)		None
Minor Surgery Room	Sick Bay/Main BDS	
Primary Ward		None
Overflow Ward(s)	Troop Officer Qtrs.	
Quiet Room(s)		None
Intensive Care Unit		None
X-Ray		None
Physiotherapy		None
Pharmacy	Sick Bay	
Blood Storage		None
Morgue	Refrigerator	
Dental OR		None
Dental X-Ray		None
Laboratory	Sick Bay	Routine Tests
Admin. Office	Sick Bay	
Supply Room	Sick Bay	
Pattle Dressing Stations		Standard Equipment

CASUALTY FLOW:

(1) From helo pad on Main Deck down one ladder to Sick Bay. If triage is performed in Tank Deck, go directly to Sick Bay via hoist or by ladder to Second Deck.

SIGNIFICANT DEFICIENCIES:

- (1) Portable X-Ray unit and portable laboratory would increase capability and aid Surgical Team greatly when embarked.
- (2) Medical storage capacity is inadequate.



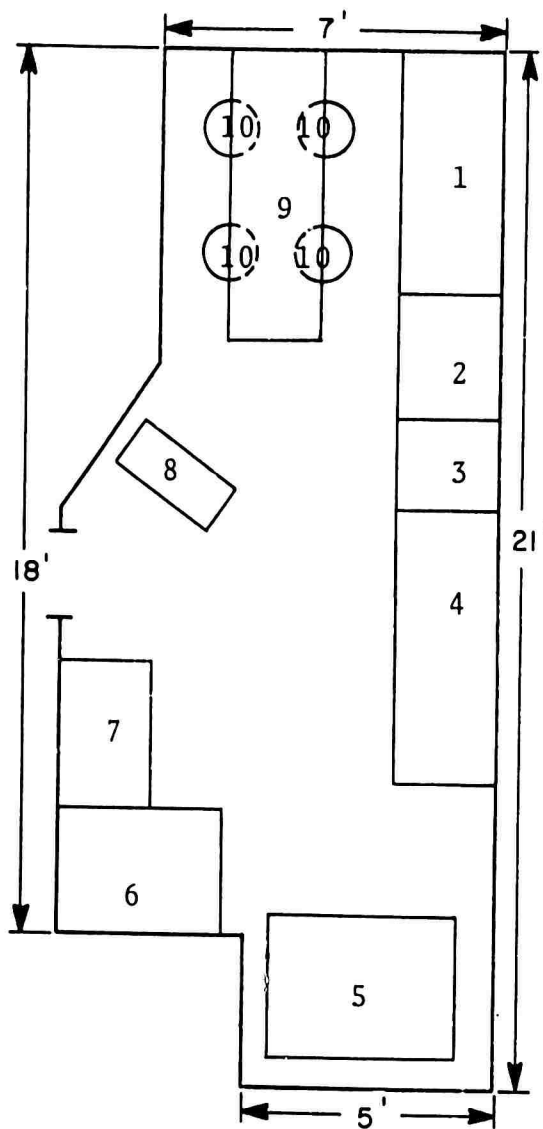
MINOR SURGERY AREA

LOCATION: 2-43 1/2-2-L

NORMAL USE: Sick Bay

FLOOR PLAN: Not to scale

- EQUIPMENT:  
1-Supply cabinet  
2-Sink  
3-Sterilizer  
4-Surgical supply cabinet  
5-Refrigerator  
6-Autoclave  
7-Desk  
8-File cabinet  
9-Folding OR table  
10-Castle lights



USS WOOD COUNTY

LST-1178

BATTLE DRESSING STATION #1

LOCATION: 2-43 1/2-2-L (Same as Minor Surgery)

FLOOR PLAN: See Minor Surgery

EQUIPMENT:  
See Minor Surgery

BATTLE DRESSING STATION #2

LOCATION: 2-59-01-L

FLOOR PLAN: Uses space within the crew's and troop messing area. There are no well-defined limits of the battle dressing station.

EQUIPMENT:

- 1-Folding OR table
- 2-Medical supply locker
- 3-Water tank (over-head)
- 4-Scrub sink
- 5-Castle lights



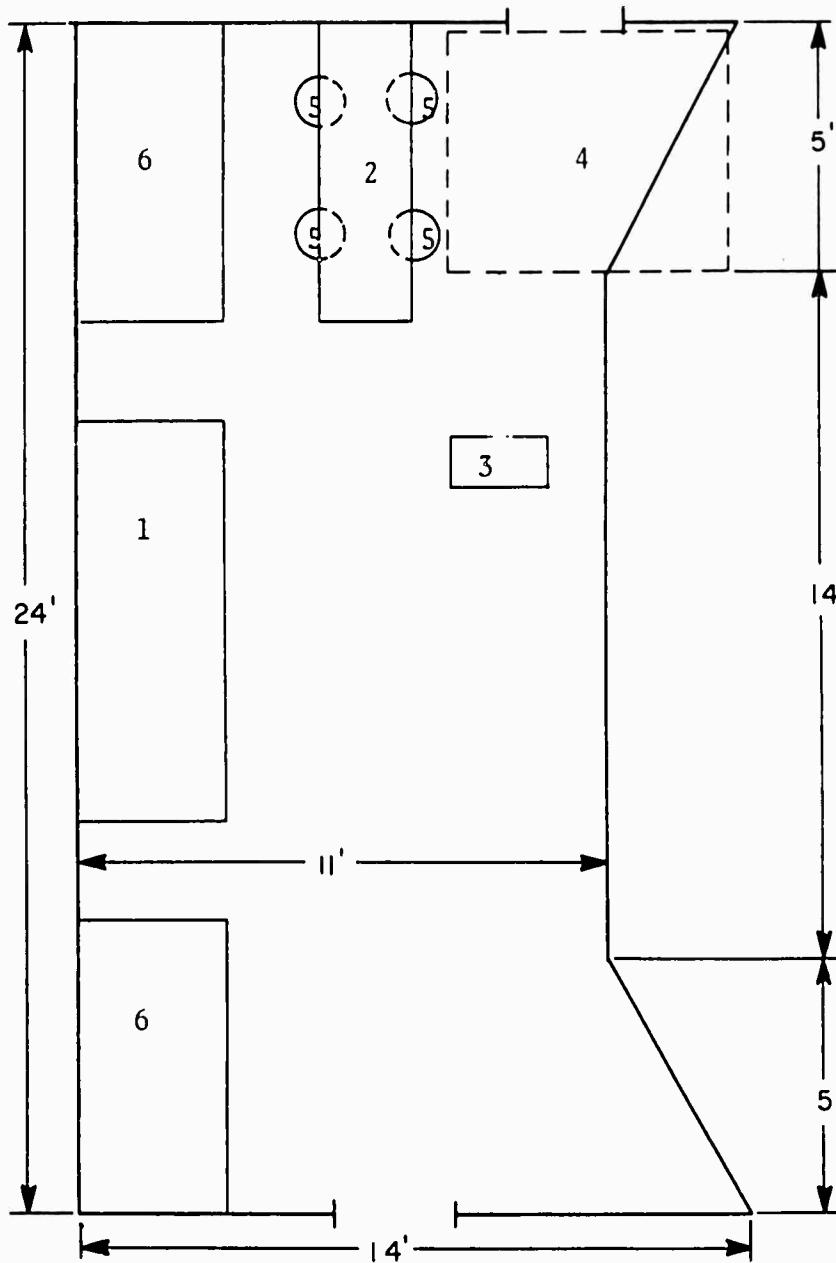
BATTLE DRESSING STATION #3

LOCATION: 2-22-1-L

FLOOR PLAN: Not to scale

EQUIPMENT:

- 1-Med supply locker
- 2-Folding OR table
- 3-Scrub sink
- 4-Water tank
- 5-Castle lights
- 6-Bed units (3 high)



USS WOOD COUNTY

LST-1178

COMPLEMENT:

SPECIALTY

RANK OR RATE

0000  
Striker

HM1  
SA

STATUS OF OUTSTANDING SHIPALTS:

Not determined

SIZE AND LOCATION OF AREA FOR BREAKOUT OF SURGICAL BLOCK:

Not determined

STOWAGE NEAR HELO PAD FOR REPLACEMENT LITTERS AND BLANKETS:

Not determined

**UNCLASSIFIED**

**INVENTORY OF  
THE MEDICAL CAPABILITY  
OF THE  
USS NEWPORT  
LST-1179**

LST-1179  
USS NEWPORT

**UNCLASSIFIED**

TABLE OF CONTENTS

<u>Item</u>	<u>Page No.</u>
Tactical Mission	1
Medical Mission	1
Medical Assets	1
Casualty Flow	1
Significant Deficiencies	1
Minor Surgery Area	2
Overflow Ward	3
Medical Supply	4
Battle Dressing Station #1	5
Battle Dressing Station #2	6
Battle Dressing Station #3	7
Complement	8
Status of Outstanding Shipalts	8
Size and Location of Area for Breakout of Surgical Block	8
Stowage Near Helo Pad for Replacement Litters and Blankets	8

USS NEWPORT

LST-1179

TACTICAL MISSION:

See NWIP 11

MEDICAL MISSION:

- (1) Medical care for ship's crew
- (2) Medical support for embarked non-crew personnel
- (3) Casualty receiving /evacuation

MEDICAL ASSETS.

Asset	Normal Use/Type	Remarks
Triage Area	Tank Deck	
Operating Room(s)		None
Non-Ded OR(s)		None
Minor Surgery Room	Sick Bay	
Primary Ward	Sick Bay	
Overflow Ward(s)	Berthing Comp.	
Quiet Room(s)		None
Intensive Care Unit		None
X-Ray		None
Physiotherapy		None
Pharmacy		None
Blood Storage		None
Morgue	Refrigerator	
Dental OR		None
Dental X-Ray		None
Laboratory	Sick Bay	Routine tests
Admin. Office	Sick Bay	
Supply Room	Medical Storeroom	
Battle Dressing Stations		Standard Equipment

CASUALTY FLOW:

- (1) Boat to stern ramp, tank deck forward to hoist to main medical space.
- (2) Helo pad, forward on port side through hatch and down ladder to main medical space.
- (3) Helo pad, to tank deck via cargo hatch, forward to hoist to main medical space.

SIGNIFICANT DEFICIENCIES:

None suggested by ship's personnel.

MINOR SURGERY AREA

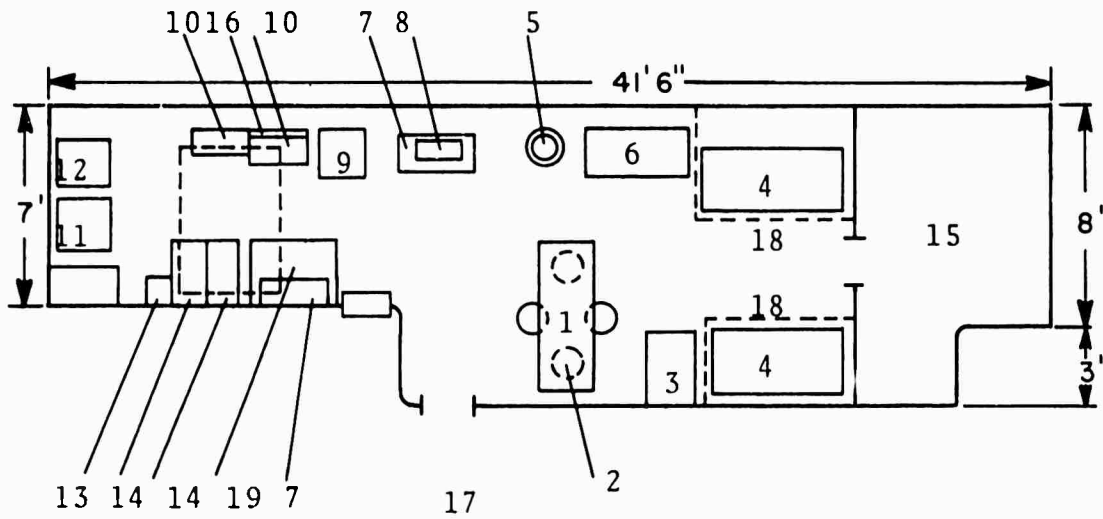
LOCATION: 2-133-2-L

NORMAL USE: Main Medical Space

FLOOR PLAN: EQUIPMENT:

Not to scale

- |                   |                 |                     |
|-------------------|-----------------|---------------------|
| 1-Operating table | 7-Stowage rack  | 13-Safe (over deck) |
| 2-Surgical lights | 8-Distiller     | 14-File cabinet     |
| 3-Sterilizer      | 9-Dresser       | 15-Ward bath        |
| 4-Beds (2 high)   | 10-Locker       | 16-Inst. Sterilizer |
| 5-Basin ring      | 11-Sink         | 17-Hoist            |
| 6-Cabinet         | 12-Refrigerator | 18-Curtains         |
|                   |                 | 19-Desk             |



USS NEWPORT

LST-1179

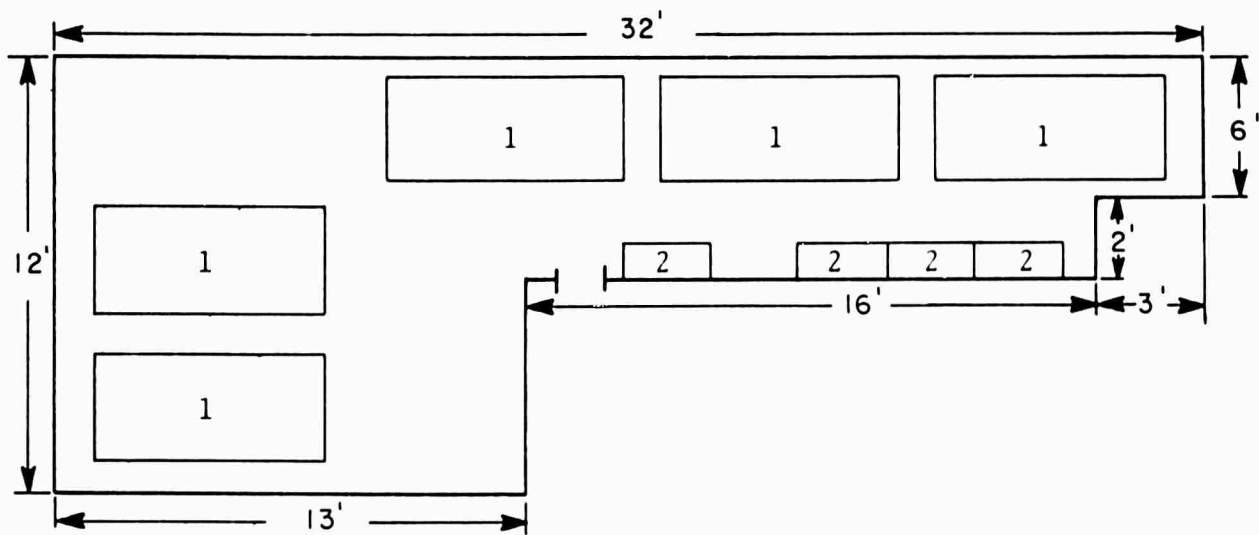
OVERFLOW WARD

LOCATION: 2-152-4-L

NORMAL USE: Berthing

FLOOR PLAN: Not to scale

EQUIPMENT:  
1-Beds (2 high)  
total 10  
2-Lockers





USS NEWPORT

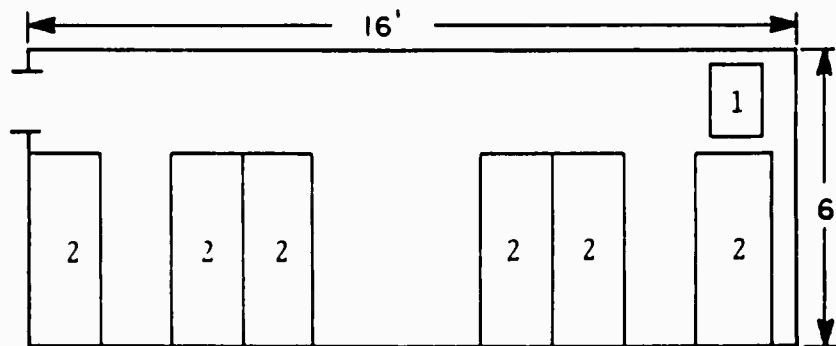
LST-1179

MEDICAL SUPPLY

LOCATION: 4 113-1-A

FLOOR PLAN: Not to scale

EQUIPMENT:  
1-Safe  
2-Bins





USS NEWPORT

LST-1179

BATTLE DRESSING STATION #1

LOCATION: 2-133-2-L (Same as Minor Surgery)

FLOOR PLAN: See Minor Surgery Area

EQUIPMENT:  
See Minor Surgery Area

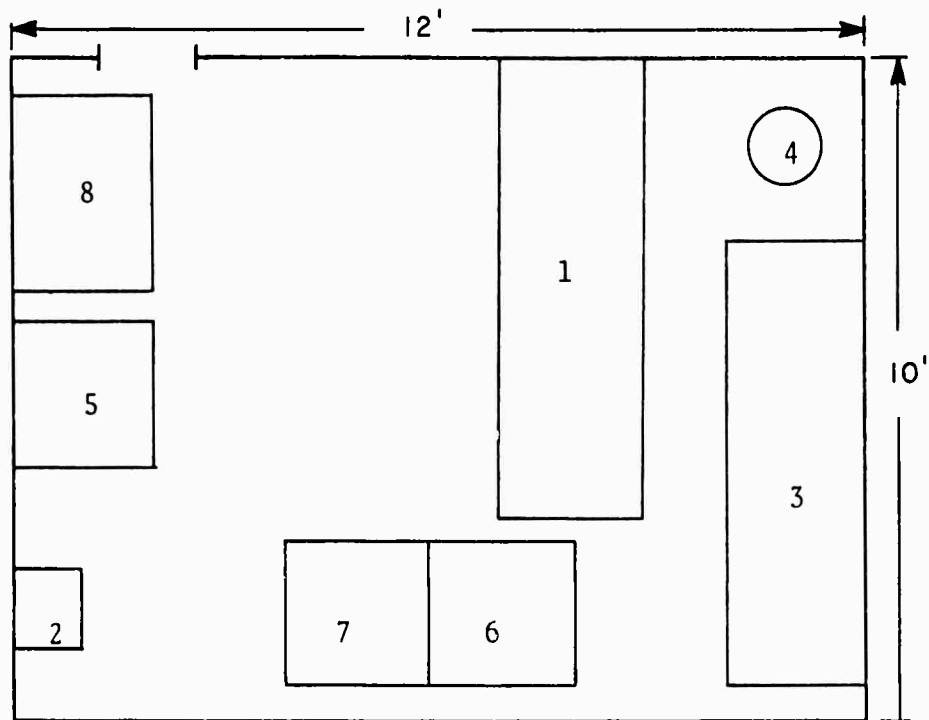
BATTLE DRESSING STATION #2

LOCATION: 2-195-1-L

FLOOR PLAN: Not to scale

EQUIPMENT:

- 1-OR table
- 2-Stokes litter stowage
- 3-Folding shelf
- 4-Solution basin
- 5-Scrub sink
- 6-Lockers
- 7-Inst. sterilizer
- 8-Water tank (overhead)



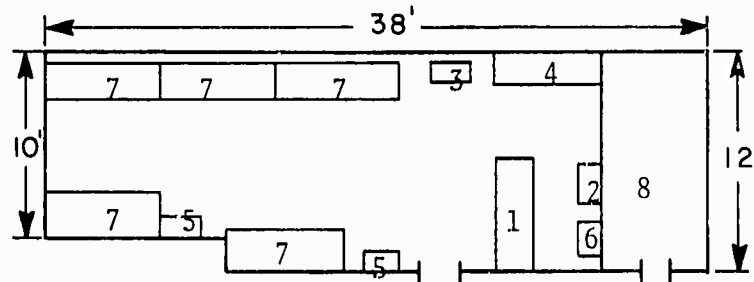
BATTLE DRESSING STATION #3

LOCATION: 2-97-2-L

FLOOR PLAN: Not to scale

EQUIPMENT:

- 1-OR table, ped. type II
- 2-Sink
- 3-Locker
- 4-Shelf
- 5-Lockers
- 6-Sterilizer
- 7-Beds (3 high)
- 8-Crew water closet and shower



USS NEWPORT

LST-1179

COMPLEMENT:

<u>SPECIALTY</u>	<u>RANK OR RATE</u>
Independent Duty	HM1
General Service	HM3

STATUS OF OUTSTANDING SHIPALTS:

None

SIZE AND LOCATION OF AREA FOR BREAKOUT OF SURGICAL BLOCK:

Tank deck, as needed.

STOWAGE NEAR HELO PAD FOR REPLACEMENT LITTERS AND BLANKETS:

None provided, but could be set up. Exchange is routine procedure.

UNCLASSIFIED

**INVENTORY OF  
THE MEDICAL CAPABILITY  
OF THE  
USS SAGNAW  
LST-1188**

UNCLASSIFIED

USS SAGNAW

TABLE OF CONTENTS

<u>Item</u>	<u>Page No.</u>
Tactical Mission	1
Medical Mission	1
Medical Assets	1
Casualty Flow	1
Significant Deficiencies	1
Minor Surgery Area	2
Overflow Ward	3
Medical Supply	4
Battle Dressing Station #1	5
Battle Dressing Station #2	6
Battle Dressing Station #3	7
Complement	8
Status of Outstanding Shipalts	8
Size and Location of Area for Breakout of Surgical Block	8
Stowage Near Helo Pad for Replacement Litters and Blankets	8

TACTICAL MISSION:

See NWIP 11

MEDICAL MISSION:

- (1) Medical care for ship's crew
- (2) Medical support for embarked non-crew personnel
- (3) Casualty receiving/evacuation

MEDICAL ASSETS:

Asset	Normal Use/Type	Remarks
Triage Area	Tank Deck	
Operating Room(s)		None
Non-Ded OR(s)		None
Minor Surgery Room	Sick Bay	
Primary Ward	Sick Bay	
Overflow Ward(s)	Berthing Comp.	
Quiet Room(s)		None
Intensive Care Unit		None
X-Ray		None
Physiotherapy		None
Pharmacy		None
Blood Storage		None
Morgue	Refrigerator	
Dental OR		None
Dental X-Ray		None
Laboratory	Sick Bay	Routine tests
Admin. Office	Sick Bay	
Supply Room	Medical Storeroom	
Battle Dressing Stations		Standard Equipment

CASUALTY FLOW:

- (1) Boat to stern ramp, Tank Deck forward to hoist to main medical space.
- (2) Helo pad, forward on port side through hatch and down ladder to main medical space.
- (3) Helo pad, to Tank Deck via cargo hatch, forward to hoist to main medical space.

SIGNIFICANT DEFICIENCIES:

None determined; ship is under construction.

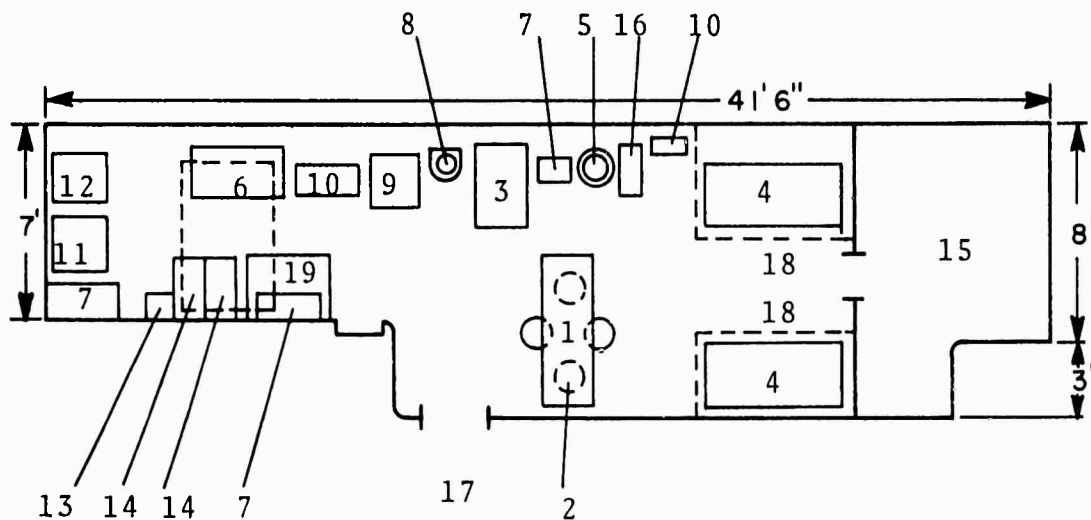
MINOR SURGERY AREA

LOCATION: 2-133-2-L

NORMAL USE: Main Medical Space

FLOOR PLAN: EQUIPMENT:

- Not to scale
- |                   |                 |                     |
|-------------------|-----------------|---------------------|
| 1-Operating table | 7-Stowage rack  | 13-Safe (over deck) |
| 2-Surgical lights | 8-Distiller     | 14-File cabinet     |
| 3-Sterilizer      | 9-Dresser       | 15-Ward bath        |
| 4-Beds (2 high)   | 10-Locker       | 16-Inst. Sterilizer |
| 5-Basin ring      | 11-Sink         | 17-Hoist            |
| 6-Cabinet         | 12-Refrigerator | 18-Curtains         |
|                   |                 | 19-Desk             |





USS SAGINAW

LST-1188

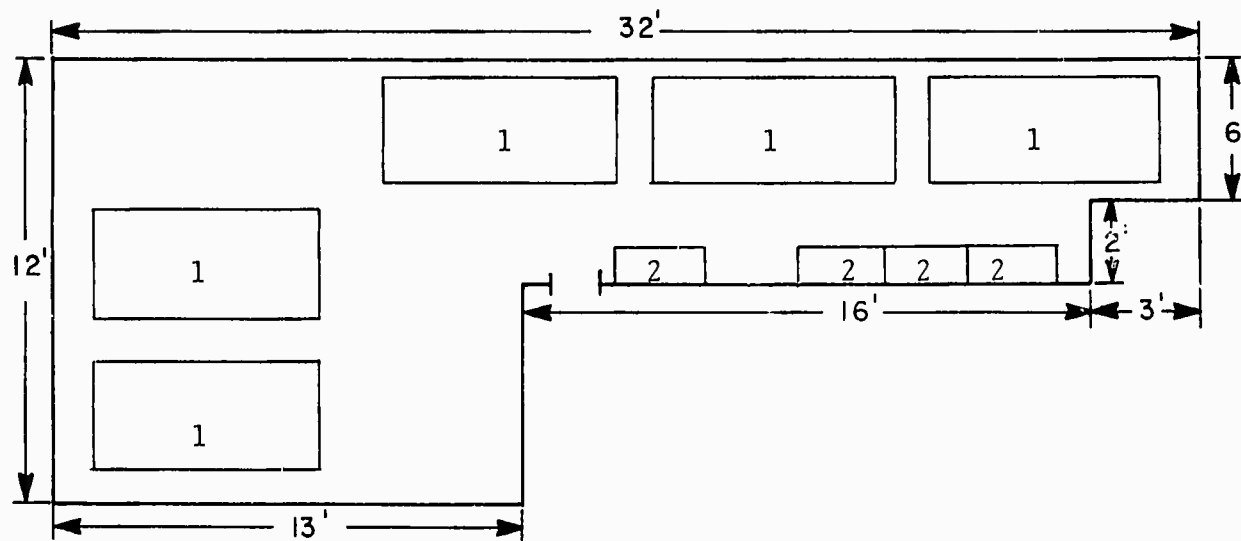
OVERFLOW WARD

LOCATION: 2-152-4-L

NORMAL USE: Berthing

FLOOR PLAN: Not to scale

EQUIPMENT:  
1-Beds (2 high)  
total 10  
2-Lockers



USS SAGINAW

LST-1188

MEDICAL SUPPLY

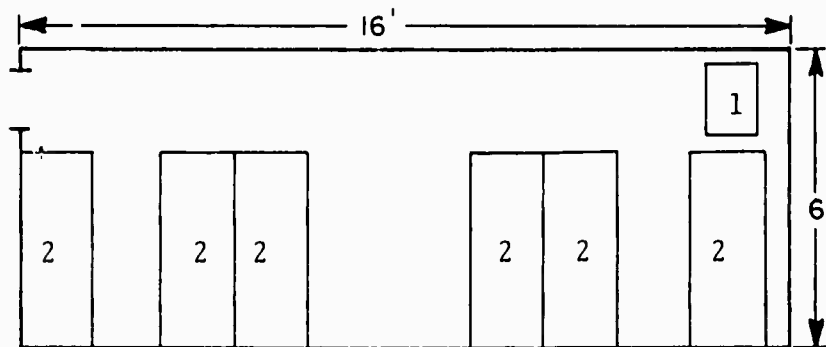
LOCATION: 4-113-1-A

FLOOR PLAN: Not to scale

EQUIPMENT:

1-Safe

2-Bins



USS SAGINAW

LST-1188

BATTLE DRESSING STATION #1

LOCATION: 2-133-2-L (Same as Minor Surgery)

FLOOR PLAN: See Minor Surgery Area

EQUIPMENT:  
See Minor Surgery Area

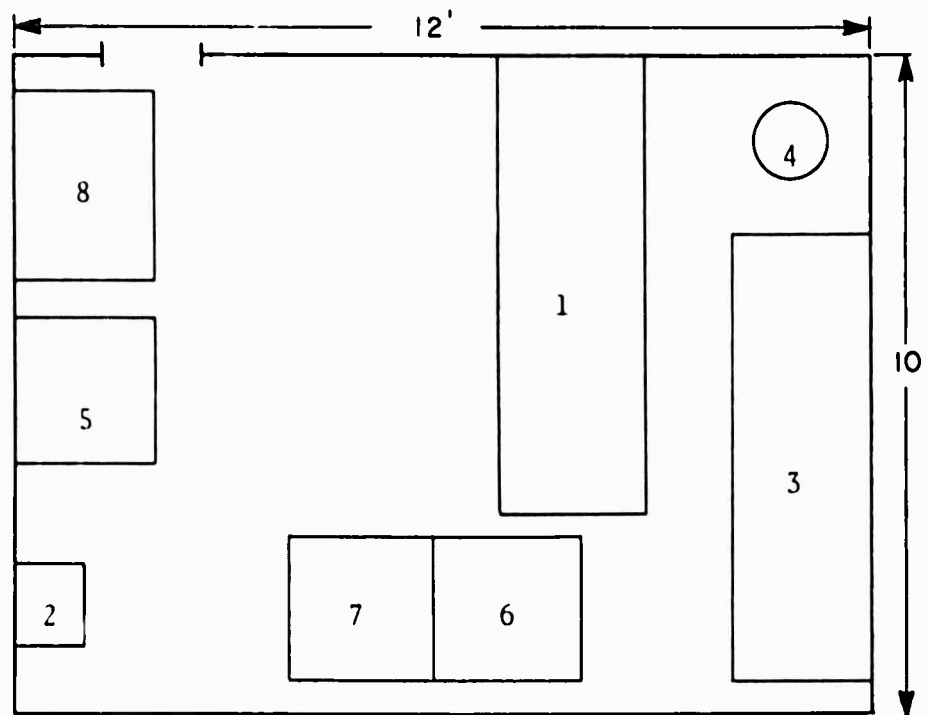
BATTLE DRESSING STATION #2

LOCATION: 2-195-1-L

FLOOR PLAN: Not to scale

EQUIPMENT:

- 1-OR table
- 2-Stokes litter stowage
- 3-Folding shelf
- 4-Solution basin
- 5-Scrub sink
- 6-Lockers
- 7-Inst. sterilizer
- 8-Water tank (overhead)



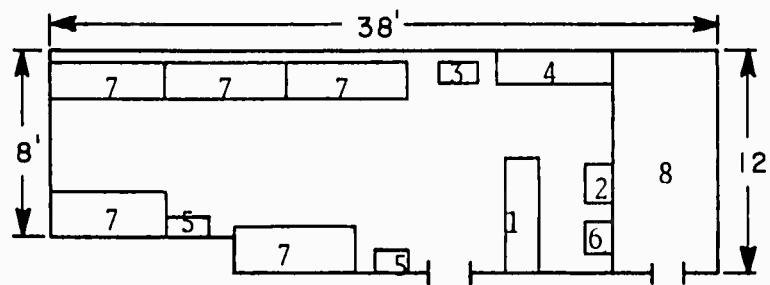
BATTLE DRESSING STATION #3

LOCATION: 2-97-2-L

FLOOR PLAN: Not to scale

EQUIPMENT:

- 1-OR table, ped. type II
- 2-Sink
- 3-Locker
- 4-Shelf
- 5-Lockers
- 6-Sterilizer
- 7-Beds (3 high)
- 8-Crew water closet and shower



USS SAGINAW

LST-1188

COMPLEMENT:

<u>SPECIALTY</u>	<u>RANK OR RATE</u>
Independent Duty	HM1
General Service	HM3

STATUS OF OUTSTANDING SHIPALTS:

None

SIZE AND LOCATION OF AREA FOR BREAKOUT OF SURGICAL BLOCK:

Tank deck, as needed.

STOWAGE NEAR HELO PAD FOR REPLACEMENT LITTERS AND BLANKETS:

None provided



UNCLASSIFIED

USS BOULDER

INVENTORY OF  
THE MEDICAL CAPABILITY  
OF THE  
USS BOULDER  
LST-1190

UNCLASSIFIED

TABLE OF CONTENTS

<u>Item</u>	<u>Page No.</u>
Tactical Mission	1
Medical Mission	1
Medical Assets	1
Casualty Flow	1
Significant Deficiencies	1
Minor Surgery Area	2
Overflow Ward	3
Medical Supply	4
Battle Dressing Station #1	5
Battle Dressing Station #2	6
Battle Dressing Station #3	7
Complement	8
Status of Outstanding Shipalts	8
Size and Location of Area for Breakout of Surgical Block	8
Stowage Near Helo Pad for Replacement Litters and Blankets	8



TACTICAL MISSION:

See NWIP 11

MEDICAL MISSION:

- (1) Medical care for ship's crew
- (2) Medical support for embarked non-crew personnel
- (3) Casualty receiving/evacuation

MEDICAL ASSETS:

Asset	Normal Use/Type	Remarks
Triage Area	Tank Deck	
Operating Room(s)		None
Non-Ded OR(s)		None
Minor Surgery Room	Sick Bay	
Primary Ward	Sick Bay	
Overflow Ward(s)	Berthing Comp.	
Quiet Room(s)		None
Intensive Care Unit		None
X-Ray		None
Physiotherapy		None
Pharmacy		None
Blood Storage		None
Morgue	Refrigerator	
Dental OR		None
Dental X-Ray		None
Laboratory	Sick Bay	Routine Tests
Admin. Office	Sick Bay	
Supply Room	Medical Storeroom	
Battle Dressing Stations		Standard Equipment

CASUALTY FLOW:

- (1) Boat to stern ramp, Tank Deck forward to hoist to main medical space.
- (2) Helo pad, forward on port side through hatch and down ladder to main medical space.
- (3) Helo pad, to Tank Deck via cargo hatch, forward to hoist to main medical space.

SIGNIFICANT DEFICIENCIES:

None determined; ship is under construction.

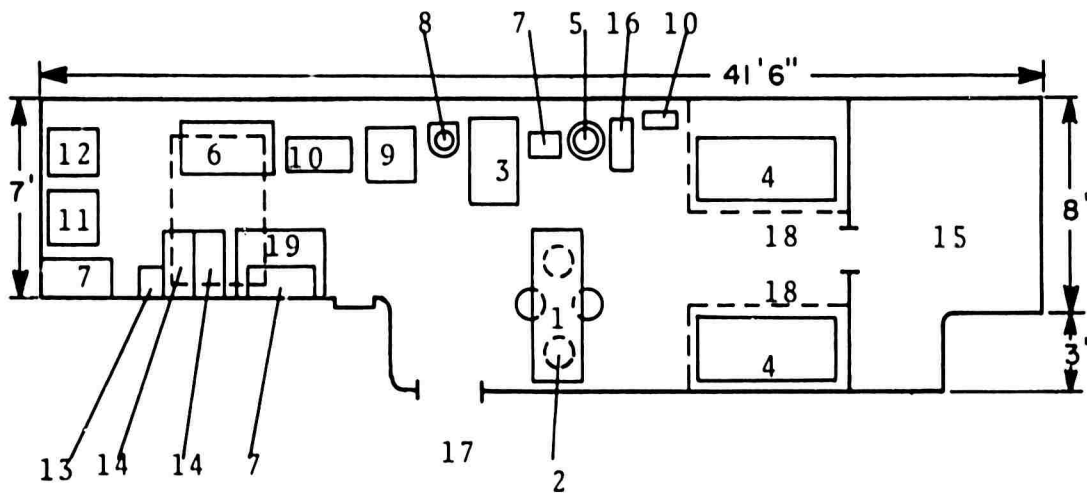
MINOR SURGERY AREA

LOCATION: 2-133-2-L

NORMAL USE: Main Medical Space

FLOOR PLAN: EQUIPMENT:

1-Operating table	7-Stowage rack	13-Safe (over deck)
2-Surgical lights	8-Distiller	14-File cabinet
3-Sterilizer	9-Dresser	15-Ward bath
4-Beds (2 high)	10-Locker	16-Inst. Sterilizer
5-Basin ring	11-Sink	17-Hoist
6-Cabinet	12-Refrigerator	18-Curtains
		19-Desk



USS BOULDER

LST-1190

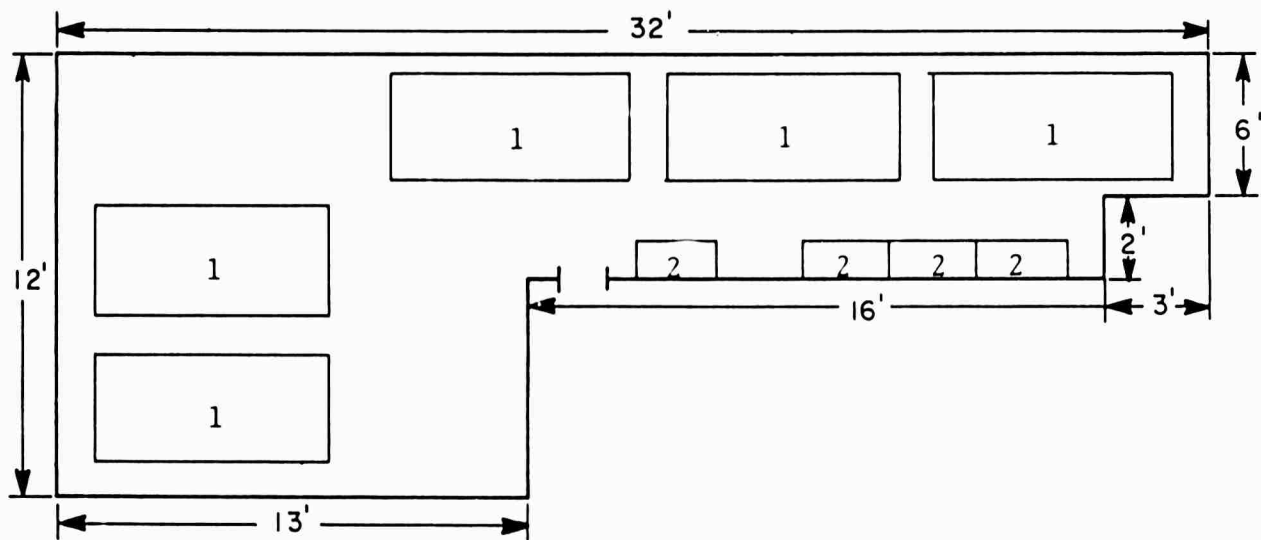
OVERFLOW WARD

LOCATION: 2-152-4-L

NORMAL USE: Berthing

FLOOR PLAN: Not to scale

EQUIPMENT:  
1-Beds (2 high)  
total 10  
2-Lockers



USS BOULDER

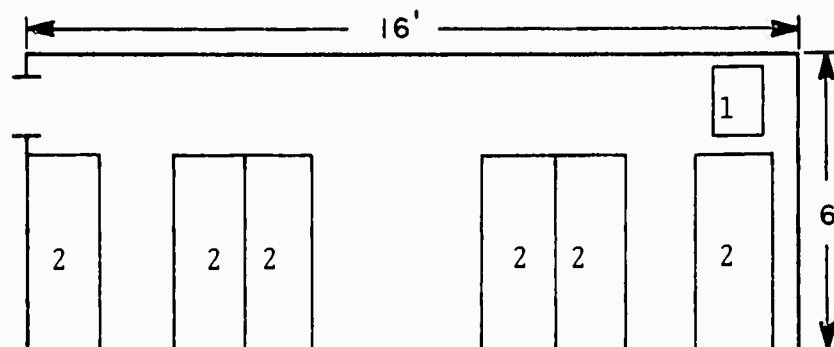
LST-1190

MEDICAL SUPPLY

LOCATION: 4-113-1-A

FLOOR PLAN: Not to scale

EQUIPMENT:  
1-Safe  
2-Bins



USS BOULDER

LST-1190

BATTLE DRESSING STATION #1

LOCATION: 2-133-2-L (Same as Minor Surgery)

FLOOR PLAN: See Minor Surgery Area

EQUIPMENT:  
See Minor Surgery Area

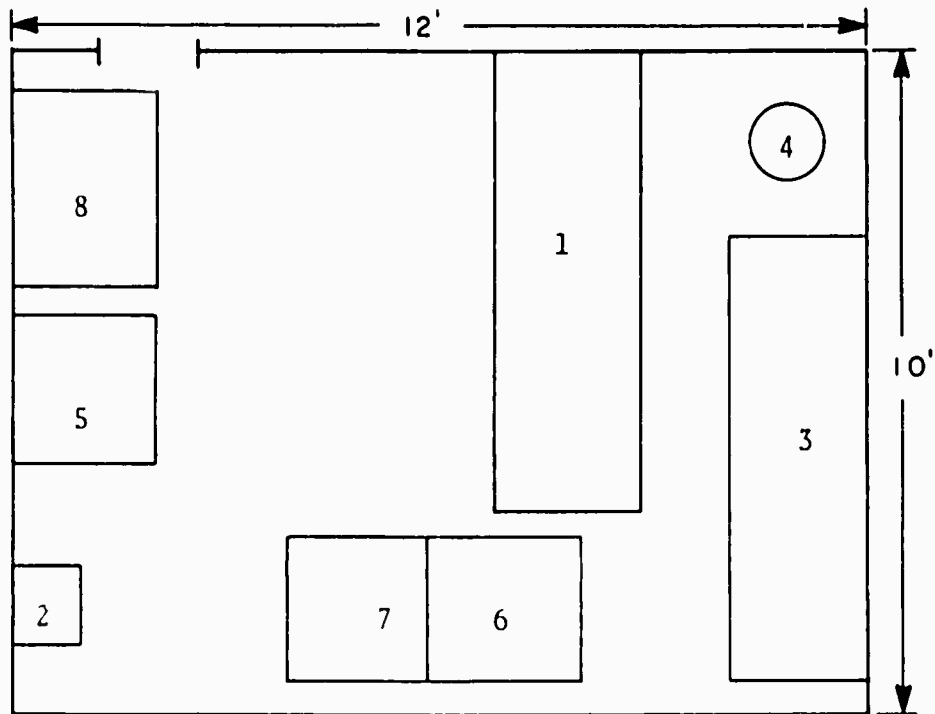
BATTLE DRESSING STATION #2

LOCATION: 2-195-1-1.

FLOOR PLAN: Not to scale

EQUIPMENT:

- 1-OR table
- 2-Stokes litter stowage
- 3-Folding shelf
- 4-Solution basin
- 5-Scrub sink
- 6-Lockers
- 7-Inst. sterilizer
- 8-Water tank (overhead)



USS BOULDER

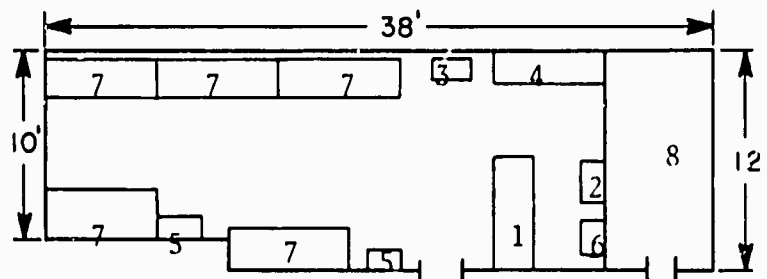
LST-1190

BATTLE DRESSING STATION #3

LOCATION: 2-97-2-L

FLOOR PLAN: Not to scale

EQUIPMENT:  
1-OR table, ped. type II  
2-Sink  
3-Locker  
4-Shelf  
5-Lockers  
6-Sterilizer  
7-Beds (3 high)  
8-Crew water closet and shower



USS BOULDER

LST-1190

COMPLEMENT:

<u>SPECIALTY</u>	<u>RANK OR RATE</u>
Independent Duty	HM1
General Service	HM3

STATUS OF OUTSTANDING SHIPALTS:

None

SIZE AND LOCATION OF AREA FOR BREAKOUT OF SURGICAL BLOCK:

Tank deck, as needed

STOWAGE NEAR HELO PAD FOR REPLACEMENT LITTERS AND BLANKETS:

None provided.



## SECTION III

### MEDICAL CAPABILITY SUMMARY

#### 3.1 Facility Summary

Figure 3-1, Medical Capability Summary, provides a list of the ships of the Amphibious Force, U. S. Atlantic Fleet, which are anticipated to be in active service in the immediate future. Significant medical assets of each ship identified are listed by quantity. Where a facility is primarily designated to fill a lesser medical role but possesses facilities which could be used for a more demanding medical requirement, it is identified to function in the more demanding capacity. Total assets are grouped by type to provide insight into the quantity and quality of facilities available.

#### 3.2 Medical Capability Qualitative Analysis

No qualitative analysis of medical facilities was attempted except to compare the facilities of a modern hospital to those of the ships surveyed. As a result of this comparison, the name given to the hospital medical area signifies its comparative relationship with the modern hospital. Some criteria established for designation of specific facilities were:

- Operating Room

- a. A limited access area.
- b. Essential equipment and space for the performance of major surgery including as minimum quality:
  - (1) A fixed operating table with 360° access.
  - (2) Static conductive floor covering.
  - (3) Surgical lights.

- Non-Dedicated Operating Room

A space suitable for use as an operating room, which is normally used for another purpose. It will generally be necessary to add or remove portable equipment to adapt it for use as an operating room.

- Minor Surgery Areas

- a. A limited access area.
- b. Essential equipment to perform minor surgery with local anesthesia.

- Intensive Care Unit
  - a. Single (non-stacked) patient beds.
  - b. Monitoring equipment.
- Battle Dressing Stations

Those meeting standard specifications.
- Primary Ward
  - a. Beds no more than two high with easy access (preferably 360°) and spaced in such a manner that a wheeled litter could be maneuvered within the ward.
  - b. Sufficient medical and medical administrative equipment to care for the total number of patients in the ward.
- Overflow Ward

Crew or troop compartments used as wards.
- Quiet Room

A separate ward containing no more than four beds.

### 3.3 Medical Care Quantitative Analysis

Quantitative analysis of the medical care to be provided by each of the ships, or the total ships of the Amphibious Force, Atlantic is beyond the scope of this report. Figure 3-1 does, however, provide some insight into the potential major surgery capability assuming that appropriate ships are augmented with Surgical Teams, Surgical Support Teams and essential supporting personnel of the ship or landing force as appropriate. Ships listed in Figure 3-1 which were not visited or which did not submit questionnaires were assumed to possess a medical capability similar to a sister ship.

SHIP	SURGERY ROOM			BECS		X-RAY			PHYSIO-THERAPY	PHARMACY (1)	BLOOD STORAGE (PINTS)	LABORATORY (2)	BATTLE DRESSING STATIONS(3)	SURGICAL TEAM CAPACITY (4)	MAJOR SURGICAL CASES PER DAY													
	TYPE-HULL	NAME	PRIMARY SURG. SUITE	MINOR	DENTAL	PRIMARY WARD	QUIET ROOM(S)	FIXED								PORTABLE	DENTAL											
LCC-20	USS MOUNT WHITNEY	1	1	2	19	4	1-300 ma		1	1		DIAGNOSTIC	M.D.	ONE	10													
LPH-7	USS CUABALCAMEL	1	1	2	19	3	1-300 ma	1-30 ma	1	1	200	DIAGNOSTIC	4	ONE	10													
LPH-9	USS CHAM	1	1	2	19	4	1-400 ma	1-15 ma	1	1	260	DIAGNOSTIC	4	ONE	10													
LPH-12	USS ICHON *	1	1	2	28	4	1-300 ma	1-15 ma	1	1	200	DIAGNOSTIC	4	ONE	10													
LPO-1	USS RALEIGH			1	12			1-15 ma	1	1		ROUTINE	3															
LPO-3	USS LA SALLE	1	1	1	12			1-50 ma	1		16	ROUTINE	3	PARTIAL	5													
LPO-4	USS AUSTIN	1	1	1	12			2-15 ma	1			ROUTINE	3	PARTIAL	5													
LPO-11	USS CORONA0 *	1	1	1	12			M.D.	1			DIAGNOSTIC	3	PARTIAL	5													
LPO-13	USS WASHVILLE	1	1	1	12			M.O.	1			DIAGNOSTIC	3	PARTIAL	5													
LSD-21	USS FORT MANDAN	1	1		6	6						ROUTINE	2															
LSD-25	USS SAN MARCOS	1	1		6	6						ROUTINE	2															
LSD-29	USS PLYMOUTH ROCK	1	1		10	2					M.D.	3																
LSD-30	USS FORT SHELLENG	1	1		10	2					ROUTINE	3																
LSD-32	USS SPIGEL GROVE	1	1		10	2					M.O.	2																
LSD-34	USS HERMITAGE	1	1		10	2					M.O.	2																
LSD-37	USS PORTLAND	1	1		9	4		1-15 ma				ROUTINE	3	ONE	10													
LSD-38	USS PENSACOLA *	1	1		9	4		1-15 ma				ROUTINE	3	ONE	10													
LPA-38	USS CHILTON	1	1	2	10	4	1-100 ma	1-15 ma				ROUTINE	3	PARTIAL	5													
LPA-249	USS FRANCIS MARION *	1	1	1	24	6		M.D.	1			DIAGNOSTIC	3	ONE	10													
LKA-113	USS CHARLESTON	1	1		9	4		1-50 ma				DIAGNOSTIC	3	PARTIAL	5													
LKA-117	USS EL PASO	1	1		9	4		1-50 ma				DIAGNOSTIC	3	PARTIAL	5													
LST-1156	USS TERREBONE PARISH	1	1									ROUTINE	3															
LST-1164	USS WALTHAM COUNTY	1	1									ROUTINE	3															
LST-1171	USS DESOTO COUNTY	1	1									ROUTINE	3															
LST-1173	USS SUFFOLK COUNTY	1	1									ROUTINE	3															
LST-1174	USS GRANT COUNTY	1	1									ROUTINE	3															
LST-1175	USS YORK COUNTY	1	1									ROUTINE	3															
LST-1176	USS GRAHAM COUNTY	1	1									ROUTINE	3															
LST-1177	USS LORAIN COUNTY	1	1									ROUTINE	3															
LST-1178	USS WOOD COUNTY	1	1									ROUTINE	3															
LST-1179	USS NEWPORT	1	1		4							ROUTINE	3															
LST-1186	USS SAGHAW *	1	1		4							ROUTINE	3															
LST-1189	USS POULSEN *	1	1		4							ROUTINE	3															
TOTAL CAPABILITY														14	7	28	16	279	55	3-300 ma 2-100 ma	1-50 ma 1-30 ma 1-15 ma	10	4	11	676	9 DIAGNOSTIC 21 ROUTINE	95	105

NOTES: \* DATA TAKEN FROM THAT FURNISHED BY SISTER SHIPS OR FROM BOOKLET OF GENERAL PLANS.

M.O. NOT DETERMINED.

(1) EITHER DISPENSING OR COMPOUNDING CAPABILITY.

(2) "ROUTINE" INDICATES ABILITY TO PERFORM BLOOD COUNTY, URINALYSIS, AND GRAM STAIN. NOT NECESSARILY A SEPARATE SPACE. "DIAGNOSTIC" INDICATES "ROUTINE" PLUS BLOOD CHEMISTRY, BACTERIOLOGIC, BLOOD CROUPING AND CROSS MATCHING, AND SPIRAL FLUID ANALYSIS. SEP-ARATE SPACE.

(3) \* MAY ALSO BE INDICATED UNDER A SURGERT ROOM.

(4) "ONE" INDICATES FULL FACILITIES FOR A SURGICAL TEAM WITH SUPPLY BLOCK (TWO OPERATING ROOMS). "PARTIAL" INDICATES ONE OPERATING ROOM AND PARTIAL FACILITIES FOR A SURGICAL TEAM WITH SUPPLY BLOCK.

FIGURE 3-1, MEDICAL CAPABILITY SUMMARY

UNCLASSIFIED

Security Classification

DOCUMENT CONTROL DATA - R & D		
<i>Security classification of title, body of abstract and indexing annotation must be entered when the overall report is classified</i>		
20. REPORT SECURITY CLASSIFICATION		UNCLASSIFIED
21. REPORT GROUP		N/A
1. ORIGINATING ACTIVITY (Corporate author) Systems Design, Inc.		
3. REPORT TITLE Medical Capability Survey and Inventory of the Ships of the Amphibious Force, U. S. Atlantic Fleet, October 1970.		
4. DESCRIPTIVE NOTE (Type of report and inclusive dates) Technical Report for period of October through December 1970.		
5. AUTHOR(S) (First name, middle initial, last name) Franklin C. Broadwell Raymond J. Mataloni Francis B. Merkle		
6. REPORT DATE October 1970	7a. TOTAL NO. OF PAGES 406	7b. NO. OF REFS None
8a. CONTRACT OR GRANT NO. N00014-70-C-0284	9a. ORIGINATOR'S REPORT NUMBER(S) None	
b. PROJECT NO. NR-259-084	9b. OTHER REPORT NO(S) (Any other numbers that may be assigned this report) AD	
c.		
d.		
10. DISTRIBUTION STATEMENT Distribution of this report is unlimited.		
11. SUPPLEMENTARY NOTES None		12. SPONSORING MILITARY ACTIVITY Office of Naval Research (Code 463) Bureau of Medicine & Surgery (Code 49)
13. ABSTRACT  The Medical Capability Survey and Inventory of the Ships of the Amphibious Force, U. S. Atlantic Fleet, summarizes in textual and graphic form the medical resources of those ships. The information presented is based upon questionnaires, drawings, and visits to the ships.		

DD FORM 1473  
1 NOV 68

UNCLASSIFIED

Security Classification