


HumRR0

DDC
RECEIVED
NOV 9 1970
B

AD 713791




Reproduced by
**NATIONAL TECHNICAL
INFORMATION SERVICE**
Springfield, Va. 22151

This document has been approved
for public release and sale; its
distribution is unlimited.

**The George Washington University
HUMAN RESOURCES RESEARCH OFFICE**

This material has been prepared for review by appropriate research or military agencies, or to record research information on an interim basis.

The contents do not necessarily reflect the official opinion or policy of either the Human Resources Research Office or the Department of the Army.



DISTRIBUTION BY	
FORM	WHITE SECTION <input type="checkbox"/>
NO	DUPLICATE SECTION <input type="checkbox"/>
UNANNOUNCED	<input type="checkbox"/>
JUSTIFICATION	
BY	
DISTRIBUTION/AVAILABILITY CODES	
DISC.	AVAIL. and/or SPECIAL
✓	

The Human Resources Research Office is a nongovernmental agency of The George Washington University. HumRRO's mission in work performed for the Department of the Army (DA Contract 44-188-ARO-2) is to conduct research in the fields of training, motivation, and leadership.

Research By-Product

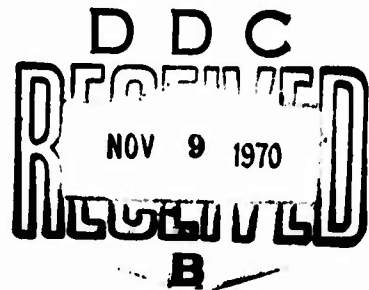
**CRITICAL COMBAT PERFORMANCES,
KNOWLEDGES, AND SKILLS REQUIRED OF THE
INFANTRY RIFLE SQUAD LEADER**

Defensive Operations

by

Frank L. Brown and George J. Magner

June 1969



Technical Advisory Service

**This document does not represent official opinion or policy
of the Department of the Army.**

**HumRRO Division No. 4
(Infantry)**

**The George Washington University
HUMAN RESOURCES RESEARCH OFFICE
operating under contract with
THE DEPARTMENT OF THE ARMY**

FOREWORD

In response to a request from the United States Army Infantry School (USAIS), HumRRO Division No. 4 (Infantry) initiated a Technical Advisory Service research project to identify and record the critical combat performances, knowledges, and skills required of the Infantry Rifle Squad Leader (IRSL) and the Infantry Fire Team Leader (IFTL).

The requirements imposed upon the IRSL and IFTL are essentially the same, except that the former is responsible for the control of the men and fires of both fire teams in a rifle squad, rather than only one. The senior IFTL within each squad must be prepared to assume effective leadership of the squad immediately if the IRSL becomes a casualty, completes a prescribed combat tour, or is absent for any reason. Since it is common practice to provide the same training for candidates for both positions of leadership and to employ the outstanding candidates in the higher position, each paper in this series will set forth the critical requirements imposed upon the IRSL and, therein, those imposed upon the IFTL as well.

Under Work Unit LEAD, Work Sub-Unit I, the critical combat performances, knowledges, and skills of the Infantry Rifle Platoon Leader were published in a series of 41 papers covering a like number of subject areas. Each paper was published with prior review and concurrence by the USAIS Instructional Departments concerned. These papers are being used as the primary source of data in completing a parallel series of papers for the Infantry Rifle Squad Leader and the Infantry Fire Team Leader. This document details the requirements pertaining to defensive operations.

This Technical Advisory Service research is being performed at HumRRO Division No. 4 (Infantry), Fort Benning, Georgia. The present Director of Research is Dr. T. O. Jacobs.

Military support for the study is being provided by the U.S. Army Infantry Human Research Unit, Fort Benning, Georgia. LTC Chester I. Christie, Jr. is the present Unit Chief.

HumRRO research is conducted under Army Contract DAHC 19-69-C-0018 and under Army Project 2J024701A712 01, Training, Motivation, and Leadership Research.

Meredith P. Crawford
Director
Human Resources Research Office

DEFENSIVE OPERATIONS

General Considerations

Introduction

The Infantry Rifle Squad Leader (IRSL) and his Infantry Fire Team Leaders (IFTL's) must plan, prepare for, and conduct defensive operations as an integral part of their parent rifle platoon under all conditions of weather, terrain, and visibility. The defensive missions of the rifle squad will vary from providing security in the company rear area as part of the reserve rifle platoon, through the occupation and defense of an assigned area on the FEBA as part of a forward rifle platoon, to duty as an element or elements of the combat outpost (COP). Participation in a perimeter defense frequently will be required of all Infantry small-unit leaders, particularly during internal defense and development operations against guerrillas and combinations of guerrillas and invading regular forces. A reinforced rifle squad may establish and defend a road or trail block or aid in the establishment and defense of a road block by the parent platoon or company. Defense against armor, the defense of a river line, the conduct of a relief in place, and participation in the defense of a reverse slope are also critical requirements that must be anticipated in combat. In a reverse slope defense, the rifle squad may provide one or more observation and security (O&S) groups and a senior IRSL may be placed in charge of the O&S groups for his parent company. The IRSL and the IFTL assigned to a mechanized unit must be proficient in the use of the armored personnel carrier, the vehicular-mounted caliber .50 machinegun, and the M60 machinegun organic to the mechanized squad as employed in defensive operations.

Possibly the most critical performance required of the IRSL and IFTL's will occur when they must occupy key terrain seized by assault with an urgent need to organize and defend the ground taken against immediate enemy counterattack. In such a situation, time is an extremely critical factor; and the width of the platoon front, plus demands for coordination on the platoon flanks and the control of supporting fires, is likely to limit direct supervision by the Infantry Rifle Platoon Leader (IRPL) to only the most critical points. The IRSL's and the IFTL's must, therefore, assess and meet the demands of the mission within their sectors with a minimum of guidance and direct supervision from the IRPL. This is an especially difficult situation in rough terrain during limited visibility, i.e., immediately following a night attack.

Particular emphasis must be placed upon adherence to the fundamentals of defense and it must be recognized that these basic requirements often apply to the maintenance of security in other situations such as during the establishment of an ambush and at temporary halts during tactical movement. Special emphasis must also be placed upon the selection of local security positions and the training and

supervision of sentries because the security of the squad and all larger units must stem from the effective action of alert sentries.

The loss of an IRSL as an ineffective casualty demands the immediate assumption of squad leadership by the senior IFTL; therefore, performance standards for the two positions are essentially the same. It is also pertinent to note that should the IRPL and the PSG both become ineffective casualties, the senior IRSL must assume command of the platoon and accomplish the assigned mission.

Scope

This paper sets forth the performances, knowledges, and skills required of the IRPL and his IFTL's to accomplish the mission of the rifle squad in defense and to adhere to the fundamentals of defense; to know and use standard terms and to apply logical troop-leading procedures when directing and supervising the rifle squad during defensive operations; to employ the rifle squad as a part of the forward rifle platoon in defense; to select security positions and assign, instruct, and supervise sentries; to employ the squad as a part of the reserve rifle platoon of a forward rifle company; to employ the rifle squad on a combat outpost, in a reverse slope defense, in the defense of a river line, in the defense of a road block, in a defense against tanks, during a relief in place, and as a mechanized rifle squad in defense; and to conduct all of the types of defense listed under conditions of limited and unlimited visibility.

Directly related material is presented in the IRSL series of papers on Mission, Organization, and General Operation of the Rifle Squad and Platoon; Retrograde Operations; Offensive Operations; Airmobile Operations; Technique of Fire of the Rifle Squad; Use of Indirect Supporting Fires; Patrolling; Human Maintenance Under Campaign Conditions; Protection Against Mines, Boobytraps, and Warning and Illuminating Devices; Demolitions and Boobytraps; Infrared Weaponsight and Image Intensification Devices; Observation, Combat Intelligence, and Reporting; Counterintelligence; Armored Personnel Carrier; Protection Against CBR Warfare and Nuclear Explosions; Emplacements, Shelters, Obstacles, and Fields of Fire; Mines, Antitank and Antipersonnel, and Warning and Illuminating Devices; all weapons papers; and all communications papers.

Materiel

Weapons and items of equipment organic to the squad or frequently made available to the squad by platoon, company, or higher headquarters.

Locally procured timbers, etc., used to prepare covered fighting positions.

Mines, warning and illuminating devices, cratering charges, demolitions equipment, barbed wire, and concertina.

Standard pioneer tools and chain saws, if obtainable.

Sandbags.

Night-vision sights and anti-intrusion devices.

Battlefield Cues

Orders and instructions from the IRPL or higher commanders.

Tactical conditions requiring the squad to take up the defense, e.g., the seizure of a primary objective by assault.

Unit coordinating points and boundaries, particularly when leading the flank squad on either company flank.

Gaps between platoons when leading the flank squad on either flank of the platoon.

Enemy targets suitable for engagement with organic, attached, or supporting weapons.

Enemy movement detected by LP/OP's or sentries on the FEBA, COP, or O&S line.

Tripping of flares or warning devices within or adjacent to the squad sector.

Terrain, weather, and visibility within and adjacent to the squad sector as applicable to the selection of positions, observation, and delivery of fire.

Dead space and dangerous avenues of approach.

Enemy use of indirect fires, smoke, or other indications of enemy attack.

Warning of enemy approach by forward security personnel.

Inadequate preparation of a fighting position, e.g., lack of overhead cover, faulty camouflage, etc.

Inadequate preparation for the delivery of effective fire during limited visibility.

Misbehavior of a sentry, e.g., lack of alertness.

Inadequate communications with the platoon CP-OP or with LP/OP's.

Failure of LP/OP occupants to respond to call by radio or telephone.

Variations in water level or the formation of ice on a water obstacle.

Enemy penetration of close defensive fires.

Enemy penetration of final protective fires.

Enemy attack from flanks or rear.

Enemy withdrawal or maneuver.

Enemy or unidentified aircraft.

Requirements to control the squad's fires, call for and adjust supporting fires, shift men and weapons to alternate or supplementary positions within the squad defense area, keep the IRPL informed, ensure adequate ammunition, evacuate casualties, and exercise positive leadership at critical points.

Loss of the IRSL as an ineffective casualty, i.e., demand for the senior IFTL to assume leadership of the squad.

Loss of the IRPL and the PSG as ineffective casualties, i.e., demand for the senior IRSL to assume command of the rifle platoon and attached personnel.

Performances, Knowledges, and Skills

1. WHEN PLANNING OR EXECUTING DEFENSIVE OPERATIONS, THE IRSL WILL ADHERE TO THE ASSIGNED MISSION AND APPLY THE FUNDAMENTALS OF DEFENSE.

He will : know that the mission of a forward rifle squad in defense is to stop the enemy by fire forward of the battle area, or to repel him by close combat if he reaches the battle area. 1

: know that the rifle squad normally defends as part of the rifle platoon and company; therefore, he must have a basic understanding of platoon tactics as they relate to both the squad and the company. 2

: know that the rifle squad defends as part of a larger force to: 3

(1) Deny a vital area to the enemy.

(2) Provide flank security.

(3) Gain time.

(4) Economize forces.

(5) Disorganize and destroy the enemy.

He must : keep his men informed of the reason for defending in specific situations to aid in maintaining morale, to provide motivation, and to provide on a continuing basis the information required for intelligent action, particularly when leaders suddenly become casualties. 4

He will : know that the defense consists of three echelons--the security echelon, forward defense echelon, and reserve echelon--and that: 5

(1) The security echelon provides early warning of enemy approach, disorganizes and delays his advance, and deceives him as to the location of the battle area without becoming involved in close combat.

- (2) The security echelon of the company extends out from the forward edge of the battle area (FEBA) 1000 to 2400 meters and may include the combat outpost (COP), patrols, and local security elements.
- (3) The forward defense echelon, which is composed of all of the fighting units of the rifle company, extends to the rear from the FEBA 1100 meters, plus or minus.
- (4) A typical company organization for defense places two rifle platoons abreast on the FEBA with the third rifle platoon in reserve.
- (5) The company's reserve echelon, i.e., the reserve rifle platoon, is located to the rear of the FEBA behind the two rifle platoons that are abreast on the FEBA.
- (6) The reserve platoon provides depth and flexibility to the company's defense and is used to limit penetrations and destroy or eject the enemy by counterattack.
- (7) A rifle squad assigned to the reserve platoon may be employed initially in the security echelon, then upon withdrawal become part of the reserve echelon for the company, and upon being committed, become an active part of the forward defense echelon on the FEBA.

He must : know the fundamentals of defense and apply them habitually as demanded to gain advantage over the enemy and to hasten readiness to accomplish his mission, e.g., upon taking a final objective by attack, he must organize his squad sector for defense against enemy counterattack as quickly as possible and apply the fundamentals of defense while so doing. 6

He will : know that proper use of terrain is fundamental and that the primary considerations in judging the military usefulness of terrain are: 7

- (1) Observation and fields of fire.
- (2) Concealment and cover.
- (3) Obstacles.

(4) Key terrain.

(5) Avenues of approach.

: use OCOKA as a "word" to aid in recalling the terrain analysis factors, i.e., Observation and fields of fire, Cover and concealment, Obstacles, Key terrain, and Avenues of approach. 8

: know that the initial terrain analysis and tentative defense plan often must be made from a map reconnaissance; that the tentative plan often must be revised when the ground is occupied; and grasp every opportunity to thoroughly reconnoiter the ground as soon as possible when planning his squad's defensive deployment. 9

: recognize that observation is essential for detecting enemy targets at the greatest effective range, obtaining information of the enemy, delivering direct fire, and adjusting indirect fire. 10

: know that the military crest of a hill is used, when suitable, for the rifle squad's primary positions because observation down the forward slope, to the bottom of the hill and beyond, usually is possible from this point and because the forward slope in front of the positions often can be covered with grazing fire. 11

: given any sector of terrain to defend, habitually use the best available fields of fire to increase the effectiveness of weapons; recognize that fields of fire often must be cleared to aid target detection and to increase the effectiveness of direct fire weapons; and ensure that the clearing of fields of fire does not disclose the positions of friendly forces and weapons. 12

: make maximum use of available concealment and cover to deny the enemy air and ground observation of the squad defensive positions. 13

: require that individual and crew-served weapons positions be prepared and camouflaged properly, e.g., recognize that patient enemy observers equipped with binoculars are likely to request direct and indirect fire upon positions not properly concealed and camouflaged. 14

: require squad members to use routes that provide concealment and cover within the unit area when engaged in resupply, evacuation, or other necessary movement. 15

- :** as directed by the IRPL, use man-made obstacles in conjunction with natural obstacles to stop or canalize the enemy and know that effective man-made obstacles include mines (when authorized), abatis, road craters, tank ditches, and barbed wire entanglements. 16
- :** know that key terrain is any locality or area whose seizure or retention gives either enemy or friendly forces a marked advantage; recognize that key terrain is usually high ground that dominates the area around it; and recognize that squad defensive positions often are located on key terrain to deny its use to the enemy. 17
- :** habitually reconnoiter the squad's defense area to determine what avenues of approach might be used by the enemy to move into his assigned area by foot or vehicle; recognize roads, trails, draws, ridges, and areas where the ground favors enemy movement as useful avenues of approach; and employ individual and available crew-served weapons, Claymores, mines (if authorized), and other obstacles to block enemy avenues of approach, including those that are difficult to traverse which might be used to gain surprise. 18
- He must :** know that the defense fundamental of security demands continuous action to prevent surprise and to deny the enemy information of the plan of defense. 19
- :** use patrols as directed by the IRPL, employ alert security posts, trip flares, and noisemakers to establish and maintain all-around security against surprise; use and supervise the use of binoculars, image intensification devices, infrared devices, and anti-intrusion devices by sentinels to aid target detection and fire delivery; and require the proper use of the challenge and password, camouflage, light and noise discipline, correct communications procedure, and fire discipline, including safe weapons handling. (The accidental discharge of a weapon or the use of a small arms weapon in lieu of a grenade during darkness may pinpoint the location of a security post for the enemy.) 20
- He will :** know that the defense fundamental of mutual support requires units and individuals to reinforce one another by fire and/or movement and that mutual support is obtained within and between units by assigning overlapping sectors of fire. 21

- He must** : adhere to the fundamental of all-around defense, i.e., habitually ensure that his squad is prepared to defeat an attack from any direction. 22
- He will** : know that at squad level the use of local security capable of calling for and adjusting indirect fires and the use of Claymores and mines (when authorized) provides a measure of defense in depth. 23
- He must** : know that flexibility for the squad and platoon in conducting the defense is obtained by controlling and shifting fires and by preparing alternate and supplementary positions. 24
- : recognize that the company and larger units maintain reserves to gain additional flexibility. 25
- He will** : foster offensive action by conducting an aggressive defense and recognize that small-unit leaders must instill the spirit of the offense by their aggressiveness, drive, and confidence, based upon knowing what to do, when to do it, and how to do it. 26
- : know that combat patrols and limited objective attacks maintain an offensive spirit during defense and set the example for his men during such missions. 27
- He must** : in organizing the squad's defense, ensure sufficient dispersion to present the least profitable target to the enemy while retaining enough mass to defend the assigned sector, i.e., recognize that men need space to fight efficiently, that the usual tendency is to place fighting positions too close to one another, and that the distance at which enemy targets can be detected and identified during limited visibility is an important consideration in spacing fighting positions. 28
- He will** : recognize that the time available for planning and preparation will influence the positioning of men and weapons, preparation of obstacles, coordination of fires, and the priority of work to be done. 29
- : recognize and emphasize to his men the necessity to prepare the defense prior to the time enemy action is anticipated, to make maximum use of available daylight, and to continue to improve defensive fighting positions as time permits. 30

- He must : know that the company and battalion defense plan normally includes plans for fire support, barriers, and defense against air attack. 31
- : know that the plan of fire support provides for taking the enemy under fire as soon as he comes within observation (long-range fires), increasing the volume of fire as the enemy approaches the battle area (close defensive fires), stopping the assault by a barrier of fire immediately in front of the battle area (final protective fires), and destroying the enemy by fire and close combat if he enters the battle area, including use of fires planned within the battle area. 32
- : know that the plan of fire support includes the fires of organic, attached, and supporting weapons and that plans and techniques must be used to ensure that all fires can be delivered effectively during darkness or under any other condition of visibility. 33
- : know that the plan of fire support must be coordinated with the barrier plan and ensure that obstacles, such as barbed wire entanglements, are covered by effective fire to prevent the enemy from breaching them. 34
- : use natural and man-made barriers covered by fire to reinforce defensive terrain and thus stop, slow, or canalize the enemy to increase the effectiveness of planned fires. 35
- : anticipate that higher headquarters will prescribe and provide material for barriers/obstacles; ensure prompt, adequate installation and daily inspection and maintenance of barbed wire; and unhesitatingly recommend the use of obstacles within his squad sector to increase the effectiveness of the position. 36
- : use the M72 (LAW) and attached antitank weapons to cover likely armor approaches; position antitank weapons laterally and in depth; and require armor to be engaged at maximum effective range and preferably from an oblique angle. 37
- : know that primary protection against air attacks is provided by air defense units supporting the battalion or brigade, and that the members of his squad will take active and passive measures to prevent detection and minimize the effects of enemy air attacks. 38

- : set the example and require his men to habitually use passive air defense measures including: maintaining dispersion as indicated by the location of fighting positions; using all cover and concealment available, including use of covered and concealed routes during necessary movement; placing and maintaining camouflage; and by watching for and immediately reporting the approach of enemy or unidentified aircraft. 39
- : know that the apparent lack of enemy air activity is likely to promote carelessness toward sound defense measures and that if such carelessness is not checked the end result will be increased exposure to other enemy weapons and increased casualties. 40
- : on order or according to unit SOP, use active air defense measures, including firing all available small arms against low-flying aircraft, using the target-leading technique against enemy helicopters and other slow aircraft, and putting a pattern of fire in the path of fast aircraft. 41
- 2. THE IRSL WILL USE COMMON DEFENSE TERMS AND FACTORS AS THEY APPLY AT SQUAD LEVEL IN PREPARING HIS DEFENSE PLAN AND WHEN BRIEFING HIS MEN.**
- He will** : know that a rifle platoon is normally assigned a portion of the company defense area to organize and defend and that the platoon's squads are normally deployed abreast and generally in line in their primary positions to deliver maximum firepower in the expected direction of attack, to protect the flanks, and to ensure mutual support between adjacent units. 42
- : anticipate that weapons from the weapons squad or the weapons platoon may be attached to his squad (e.g., a machinegun) or placed in support (e.g., an antitank weapon) within his squad sector and coordinate the employment of the squad with attached and supporting weapons. 43
- : know that the forward edge of the battle area (FEBA) is the line formed by the forward defense positions of the rifle platoon's squads. 44
- : know that boundaries are extended to the front and rear of the FEBA to indicate the company area of responsibilities and that platoon and squad boundaries are not normally designated in defense between units of the parent company. 45

: know that coordinating points (shown by a cross enclosed in a circle on maps, overlays, and sketches) are placed on company boundaries to show the general trace (line) of the FEBA and the COP and to mark specific ground locations where adjacent unit leaders meet to coordinate their defense measures. 46

: know that the locations of coordinating points and company boundaries bear directly upon the actions required of the flank squad leaders on either flank of the company in that: 47

(1) A flank squad leader establishing a hasty defense against a counterattack after assaulting an objective must effect temporary coordination with the adjacent squad of another company on the basis of unit SOP or prior instructions to ensure against the existence of an undefended gap between companies. (Final coordination of coverage of a gap split by a unit boundary will be effected as quickly as possible by the IRPL's and the company commanders involved, but time and distance factor often may thrust initial responsibility upon the IRSL's on the companies' flanks.)

(2) All leaders within each flank squad operating adjacent to a company boundary must know the ground locations of the boundaries and the ground location of coordinating points specific to their missions so they can effect temporary coordination on their own initiative in emergency situations or react effectively to specific orders pertinent to coordination.

(3) Squad members may not maneuver or patrol across an adjacent company's boundary without prior coordination because to do so might interfere with the adjacent company's fire plan or draw mistakenly delivered friendly fire.

(4) IRSL's and IFTL's leading their small units on the company's flanks must reconnoiter to the boundary and be prepared to make recommendations for the effective coverage of unoccupied areas on their exterior flanks and within the company boundaries.

: recognize that the absence of boundaries between adjacent platoons and squads within the company area of responsibility increases freedom of action at small-unit level and demands continuing coordination and cooperation to ensure flank security and the coverage of any gaps by effective fire. 48

- He must : know that the frontage of a unit is the area the unit can physically occupy plus the area it can cover by direct fire. 49
- : know that on ideal terrain the rifle platoon may physically occupy a frontage of up to 400 meters; that an unoccupied area of up to 200 meters may exist between the exterior squads of adjacent forward rifle platoons; and that the factors which determine the frontage that a platoon can defend are terrain characteristics (OCOKA), the platoon's strength and attachments, and the enemy's capabilities. 50
- : know that a full-strength rifle squad's primary positions may physically occupy a frontage of up to 100 meters with up to 25 meters added to the squad frontage for each crew-served weapon located within the squad area, i.e., as a rule of thumb, the distance between two-man fighting positions should not exceed 20 meters in open terrain; for single foxholes, the figure is halved. 51
- : know that gaps usually do not exist between the squads within the parent platoon's area of responsibility and that the platoon line formed by the primary positions of the rifle squads and the crew-served weapons often arcs outward toward the enemy to facilitate equalizing and overlapping squad sectors of fire. (See Figure 24, p. 106, FM 7-15, Hq. DA, 1965.) 52
- : know that individual sectors of fire overlap within each squad sector; each squad sector overlaps the adjacent squad's sector; and the sectors of each of the two flank squads of each platoon overlap the adjacent platoon's sector. 53
- : know that the depth of a rifle squad (platoon) position in defense is the distance between the squad's primary and supplementary positions; that this distance may be up to 200 meters; that the purpose of squad supplementary positions is to provide defense of the flanks and rear of the platoon; and that each exterior squad's open flank usually is refused (curved inward toward the primary positions) to provide for defense of the platoon's flanks. 54
- : habitually ensure that supplementary positions have good fields of fire and covered and concealed routes from the primary positions. 55

3. THE IRSL WILL USE TROOP-LEADING PROCEDURES AND FOLLOW A LOGICAL SEQUENCE OF ACTIONS TO MAKE THE BEST USE OF AVAILABLE TIME, PERSONNEL, AND MATERIEL WHEN PLANNING TO OCCUPY AN ASSIGNED SECTOR AS PART OF A FORWARD RIFLE PLATOON IN DEFENSE.

- He will :** upon receipt of a warning order, brief his IFTL's and require them to brief their men to prepare for the mission or, if the situation permits, brief his entire squad as a group. 56
- :** ensure that ammunition, Claymores, LAW's, water, rations, and any other necessary equipment or supplies specified in the warning order or known to be required for the mission are obtained and issued to his men. 57
- :** with the aid of his IFTL's, check each squad member's weapon, equipment, and preparation for the forthcoming mission, including checking battlesights and test firing weapons, if practical. (Security precautions may prohibit test firing of weapons.) 58
- :** based upon the known strength and armament of each fire team and the requirement to employ the fire teams on line with fire team integrity maintained, specify a march order within the squad for movement to the new area that will ensure maintenance of security and facilitate rapid occupation of positions. (Changes within fire teams may be necessary at the positions, but planning prior to movement is essential to effective security and control.) 59
- He must :** when participating in the planning of a deliberate defense as the senior IRSL of a rifle platoon, anticipate that the IRPL may place him in charge of the platoon in an assembly area while the weapons squad leader, the platoon sergeant, and the forward observer (FO) party accompany the IRPL on the reconnaissance of the new positions. 60
- :** on order, place his senior IFTL in charge of his squad, assume command of the platoon, and: 61
- (1) Ensure that security is maintained.
 - (2) Supervise activities required by the warning order.
 - (3) Move the platoon forward in accordance with instructions from the IRPL or the company commander as to march order, departure time, route, location of the new area, time of arrival, and disposition within the new area.

- He will :** anticipate that the IRPL will inform the IRSL's when, where, and to whom the platoon defense order will be issued (e.g., the IRPL may designate a time for the IRSL's to report to a specific vantage point overlooking the defense area), and report as directed with all other IRSL's to receive the order. (Unless the platoon sergeant has returned to the assembly area, the senior IFTL must assume command of the platoon when the IRSL's go forward to receive the order and use his squad's radio to maintain communication with the IRPL.) 62
- :** when the situation permits, take the senior IFTL from his squad forward with him to receive the platoon defense order for the following reasons: 63
- (1) To keep the senior IFTL abreast of the situation as it is likely to affect the platoon and the squad.
 - (2) To enable the senior IFTL to return to the platoon assembly area and lead the squad and attachments forward to the assigned sector by the best route while the IRSL conducts a reconnaissance and formulates the squad order.
 - (3) To provide training and experience for the IFTL toward assuming command of the squad should the IRSL become a casualty.
- He must :** upon receiving a terrain orientation from the IRPL, visually locate his assigned squad sector and adjacent terrain and study the terrain for OCOKA factors. (Maps or map substitutes, including rough terrain models, may be used if no vantage point is available.) 64
- :** make a rough sketch and necessary notes as the IRPL issues the platoon defense order and points out squad sectors and specific weapons positions on the ground, i.e., record information essential to formulate his squad order and coordinate the defense of his squad sector with attached or supporting weapons and adjacent squads. 65
- :** ask questions as necessary, without hesitation, to ensure a clear understanding of what is required of his squad in direct relation to the terrain, the enemy situation, and the requirements of adjacent squads. 66

- :** dispatch the accompanying IFTL to bring the squad forward, then conduct a reconnaissance of his squad sector and immediately adjacent terrain, plus the defense, and formulate his squad defense order, i.e., follow troop-leading procedure. 67
- :** ensure that the squad defense order includes: 68
- (1) Information of the enemy and friendly forces, including the location and identification of adjacent squads and platoons and supporting weapons located within his squad area.
 - (2) Mission of the squad.
 - (3) Primary positions and sectors of fire for each rifleman, grenadier, and crew-served weapon; provisions for antitank defense by assigning squad antitank weapons to selected squad members; location and manning of security positions; organization of the ground, including the type of emplacements, and priority of work; and the location of a squad rallying point and the location of the supplementary positions.
 - (4) Administration and supply details, such as ammunition resupply, location of the aid station, and routes to be used for resupply and evacuation.
 - (5) Prearranged signals such as pyrotechnics or audible signals designating when to open fire or deliver final protective fires; the location of the squad leader and the location of the platoon CP-OP and the route to the CP-OP; and details covering communication with squad security posts.
- :** ask questions and provide opportunity for asking questions to ensure complete understanding of the details of the squad defense order. 69
- He must :** supervise the occupation of the prescribed positions to ensure compliance with the squad defense order and the demands of the terrain and make corrections where necessary. 70
- He will :** when time is severely limited, issue the squad defense order in fragmentary form as he moves his men directly to their firing positions and posts local security in accordance with the platoon leader's order. 71

He must : know that the preceding troop-leading procedures are those normally used in a conventional situation when preparing a deliberate defense and vary the procedures in accordance with unit SOP and as demanded by his estimate of the situation in other types of warfare and tactical conditions, e.g., during independent actions by widely dispersed forces or during counter guerrilla operations. 72

: anticipate that the squad and attachments often must establish a hasty defense against enemy counter-attack immediately upon taking an objective as part of the platoon or when the platoon makes an unanticipated halt; in such situations, assign positions to cover designated or apparent squad sectors with observation and fire as quickly as possible and then improve the positions as time and the enemy situation permit. 73

He will : know that in counter guerrilla operations the squad is normally part of a perimeter defense which must be established when the unit stops to rest, resupply, establish a patrol base, or remain overnight. 74

: know that troop-leading procedures in establishing a defense in a counter guerrilla situation may differ from the normal deliberate defense in that subordinate leaders and their men must act rapidly on fragmentary orders and SOP to establish a defense which can be improved later as time and the enemy situation permit, e.g., a squad leader may be ordered to move a stated distance on a specified azimuth, form a squad line, establish flank contact, and establish a squad defensive sector as part of the perimeter defense of the parent unit. 75

4. THE IRSL WILL DIRECT AND SUPERVISE THE PREPARATION OF DEFENSIVE POSITIONS WHEN HIS SQUAD IS ASSIGNED A FORWARD DEFENSE MISSION.

He must : know, and ensure that his IFTL's and men know and adhere to, the SOP priority for work (including any modifications cited in the defense order), e.g.: 76

- (1) Establish security.
- (2) Position individual weapons, including Claymores, and attached crew-served weapons, coordinating with supporting weapons in the squad area as necessary.

- (3) Clear fields of fire and determine ranges to probable target locations.
- (4) Provide signal communication and observation systems as specified by the platoon defense order, e.g., install wire from the IRSL's position to the platoon CP-OP and from the IRPL's position to the squad security position(s).
- (5) Prepare positions and emplacements.
- (6) Establish early warning devices, e.g., trip flares.
- (7) Prepare supplementary positions.

He must : post security and emplace attached or organic crew-served weapons in temporary firing positions immediately upon arrival in the squad area to provide warning and protection for personnel organizing and preparing the defense. 77

: ensure that a minimum of one individual weaponsman and one man per crew-served weapon are alert for enemy ground or air attack during preparation of the defensive positions, i.e., the entire squad sector must be kept under surveillance by men who are prepared to deliver fire immediately. 78

: anticipate that the distances involved in platoon frontages in a forward defense (or on the COP) and the necessity to coordinate with adjacent leaders (particularly in relation to company boundaries and coordinating points) may delay the arrival of the IRPL in any squad defense area; avoid delaying the organization of the position pending the arrival of the IRPL; and prepare to defend the entire assigned squad sector with minimum loss of time. 79

: in conjunction with his IFTL's, select firing positions for all organic and attached personnel who have not been assigned specific positions and firing instructions by the IRPL, i.e.: 80

- (1) Plan to maintain fire team integrity so that each IFTL can aid to supervise and control the fires of his own men.

- (2) Note the firing positions, sectors of fire, principal directions of fire, and final protective lines (FPL), as applicable, of any weapons emplaced by the IRPL and plan to coordinate the positioning of other weapons not yet emplaced accordingly, e.g., the IRPL may have emplaced a machinegun within the squad sector and designated a sector of fire and an FPL.
- (3) Know that the choice of single or double foxholes is based on fields of fire and observation, squad strength, and morale, and specify the type of position accordingly, i.e.:
 - (a) Single foxholes placed up to 10 meters apart and "tailored" to the individual occupant's size provide maximum protection from grenades and indirect fire, including tree bursts, and provide maximum observation of the squad sector, but tend to isolate each fighter to some degree from the adjacent positions.
 - (b) Double foxholes placed up to 20 meters apart permit continuous surveillance with 50 percent alert, aid morale, and permit sharing grenades and ammunition (if like weapons are used), but provide less effective observation and less effective protection against enemy grenades and indirect fire.
 - (c) Pairs of single foxholes spaced one meter apart with each pair placed up to 20 meters from adjacent pairs provide all of the advantages of double foxholes plus increased protection against indirect fire and enemy grenades.
 - (d) Placing more than two men in one fighting position increases vulnerability to enemy grenades and indirect fire, reduces the effectiveness of surveillance by limiting the number of points and angles from which observation is possible, and may reduce vigilance and limit rest because of increased interaction among the occupants.

- (4) Select firing positions for each rifleman so the sectors assigned to the riflemen overlap to provide complete coverage of the squad sector with aimed rifle fire insofar as uniform terrain will permit. (The IRSL or IFTL must assume a prone firing position to view each sector as it will be seen by a dug-in firer. He cannot accurately assess the vulnerability of individual sectors to flat trajectory fire or recognize dead space from a standing position.)
- (5) Locate IFTL's (riflemen) in an automatic weapon position or grenade launcher position (whichever covers the most likely avenue of approach) so they can contribute to the control of their own men and deliver effective rifle fire to cover an assigned sector. If single foxholes are used, place the IFTL's between the grenadier and the automatic weaponsman on the most likely approach to the fire team sector when practicable.
- (6) Assign the exact firing position and sector of fire for each grenadier with the squad sector covered by each grenadier if possible; if not, grenadiers' sectors should overlap to cover the entire squad sector with priority of fire to enemy crew-served weapons, grouped enemy personnel, and enemy in dead spaces up to ranges of 400 meters.
- (7) Know that the M72 light antitank weapon (LAW) weighs approximately 5 pounds, can be fired from its own disposable container, has an effective range of 230 meters against point targets, and 325 meters against other targets and distribute the LAW to selected squad members to ensure antitank coverage of the squad sector and to provide a secondary weapon for use against grouped enemy personnel.
- (8) Know that the Claymore provides each soldier with an effective individual weapon against a massed enemy assault and specify the locations and directions of fire for Claymores when assigning individual positions, e.g., employ Claymores to cover all avenues of enemy approach into the squad position, to provide protection for each fighting position, and in depth to provide protective fire.

- (9) Know that trip flares aid detection of the enemy during all levels of visibility when properly installed and camouflaged and specify the locations of trip flares, including direction and approximate length of trip wires, when assigning individual positions.
- (10) When a machinegun is attached or organic (mechanized unit) to the squad:
- (a) Locate the machinegun generally abreast of the other squad weapons to cover the most likely avenue(s) of foot approach into the squad area, to provide mutual fire support for adjacent squads, and to deliver final protective fire, if practicable, with full recognition that a machinegun is most effective when it can be employed to deliver the maximum amount of grazing fire across the parent platoon's front and tie in with the adjacent platoon's fires.
 - (b) Employ the machinegun on the tripod to achieve more accurate long-range fires and to increase the effectiveness of fire during limited visibility.
 - (c) Assign the machinegun a final protective line (FPL) mission only when the terrain permits grazing fire across most of the parent platoon's front. (Ideally, grazing fire would be obtained for the full effective range of the weapon, i.e., across the platoon front and any gap existing on the platoon flank.)
 - (d) When organic or attached machineguns are also employed by adjacent squads, coordinate the location and employment to achieve maximum effective fire across the platoon front and to ensure that the weapons are spaced to prevent the loss of two crews to a single shell or rocket burst.
 - (e) Designate alternate and supplementary positions for the machinegun as necessary.
 - (f) Anticipate final coordination of all machinegun fires by the IRPL and adhere to platoon SOP (or specific instructions from the IRPL) to obtain fully coordinated fire from all machineguns within the platoon.

- (11) When an antitank weapon is attached to the squad:
- (a) Locate the antitank weapon position to permit delivering oblique fire on probable armor approaches, to gain covered routes for movement to alternate and supplementary positions, and to obtain the best protection from enemy direct and indirect fire weapons consistent with effective delivery of fire.
 - (b) Designate a principal direction of fire for the antitank weapon and require that it be used against enemy crew-served weapons, wheeled and tracked vehicles, and grouped personnel when not required to engage armor.
 - (c) Designate alternate and supplementary positions for the antitank weapon as necessary.
- (12) Provide riflemen or automatic weapons for close-in protection of crew-served weapons located on any open flank.
- (13) Locate his own (IRSL's) position where he can observe and control the entire squad, if the terrain permits; in difficult terrain, select a position to observe and control that portion of the squad covering the most dangerous avenue of approach into the squad sector, and maintain contact with the IRPL at the platoon CP-OP.
- (14) Upon completion of higher priority tasks, direct and supervise the organization and preparation of the squad supplementary positions within approximately 200 meters of the primary positions and sited specifically to protect the flanks and rear. Connect the primary positions with the supplementary positions by communications trenches when time permits unless naturally covered and concealed connecting routes are available.

He will: continually emphasize the use of cover, concealment, and camouflage throughout the occupation of the defensive position, i.e., require his men to:

81

- (1) Camouflage each position, including supplementary positions, as the position is being constructed.

- (2) Avoid unnecessary noise and movement, e.g., prohibit "visiting" between positions and require deliberate effort to work quietly.
- (3) Use natural vegetation to break up the outlines of men, weapons, equipment, and emplacements.
- (4) Conceal range cards, rations, ammunition, and any other objects likely to reflect light and aid enemy detection.
- (5) Provide cover, to the degree possible, for weapons, ammunition, communications equipment, and other gear likely to be damaged by direct or indirect fire.
- (6) Camouflage or conceal fresh earth uncovered while digging emplacements.
- (7) Stay within shadowed areas when possible; select shadowed, covered paths for essential movement; and wipe out or otherwise conceal tracks made by vehicles or other evidence of occupancy of the defensive position that may be visible to enemy ground or air observers.
- (8) Keep radio and telephone traffic to an essential minimum to avoid local noise and to ensure the best possible communications security and availability.

- He must :** ensure that appropriate wire and radio communications are established between the IRSL's position and the platoon CP-OP, i.e., install and test the equipment, and provide wire communication from the IRSL's position to the squad security post(s) if telephones can be obtained, e.g., from company headquarters. 82
- :** supplement the squad's electronic communication by using voice commands, arm and hand signals, and prearranged field expedients, e.g., lengths of communication wire or cord between foxholes that can be tugged to alert occupants and pass simple, prearranged messages. 83
- :** specify fire control measures to be used, e.g., designation of the terrain feature the enemy must reach before the squad opens fire, the signals for commencing and ceasing mutual protective fires, and similar controls. 84

: know what communications equipment (and the nets involved) is in the hands of attached or supporting personnel within the squad area and plan to use it to supplement his own if necessary. 85

He will : require each IFTL to assist in supervising the preparation of the squad defensive positions, i.e., within his team sector, each IFTL will: 86

- (1) Supervise the clearing of fields of fire.
- (2) Coordinate weapons usage, e.g., if an attached or organic machinegun is present with an FPL mission, require that the FPL be checked by having the assistant gunner walk the FPL (if the situation permits) while the gunner sights the machinegun and records the extent of grazing fire and dead space, then ensure that the dead space is covered with Claymores and M79 fire.
- (3) Supervise the preparation of primary positions, including camouflage, the placement of overhead cover, preparation of covered resting positions, and preparation of communication trenches as time permits.
- (4) Supervise the preparation of range cards and the addition of information to range cards as it becomes available, e.g., addition of mortar and artillery target and final protective fire locations and designations.
- (5) Ensure that field expedients, e.g., stakes, weapons rests, luminous tape, etc., are prepared and used to aid the delivery of effective fire during limited visibility.
- (6) Check battlesight settings, weapons cleanliness, adequacy and storage of ammunition and grenades, and supervise test firing. (Test firing can be used to aid range estimation when making range cards, provided the need for concealment does not prohibit test firing. Particularly in counter guerrilla situations, the need for stealth will prevail.)
- (7) Coordinate and supervise the preparation of supplementary positions and rehearse movement to the positions to ensure effective occupation during limited visibility if the need arises, i.e., ensure that part of the fire team mans the primary positions vigilantly while the remainder prepares supplementary positions.

- (8) Check the installation of Claymores, trip flares, and noisemakers forward of each fighting position, with emphasis on effective installation and safe functioning.
- (9) Control his men and ensure steady, uninterrupted preparation of the defensive positions.

He must : prepare in duplicate a sketch of the squad's defensive sector showing primary weapons positions, sectors of fire, FPL, Claymores, trip flares, forward security posts, and prominent landmarks or terrain features and ranges thereto, and the location or anticipated location of supplementary positions, and deliver one copy of the sketch to the IRPL. 87

: obtain from the IRPL the locations and designations of planned mortar and artillery targets and mortar and artillery final protective fires and record this information on his (IRSL's) copy of the sketch of the squad fire plan. 88

: point out on the ground and require each squad member to record on his range card the planned location and designation of pertinent mortar and artillery targets and mortar and artillery final protective fires within and adjacent to the squad sector to aid target acquisition and target designation. 89

: know, and ensure that his men know, that mortar and artillery final protective fires are planned as close to the forward positions as possible (within 200 meters) on likely avenues of approach; know that the authority to call for final protective fires frequently will be delegated to the IRPL by the company commander; and unhesitatingly recommend that the IRPL call for final protective fires if an attempted enemy assault on the squad sector appears to warrant it, i.e., the IRSL's often must serve as the eyes and ears of the IRPL, particularly during limited visibility and when the enemy gains a measure of surprise in difficult terrain. 90

: know, and ensure that his men know, that mortar and artillery targets (formerly called concentrations) may include fires to support the COP, to cover avenues of approach and dead space of indirect fire weapons, to cover unoccupied areas between units, limit penetrations, support counterattacks, cover suspected enemy positions, and to engage targets of opportunity. 91

- : recommend to the IRPL the registration of indirect fires to cover any critical area known to him that is not included in the platoon fire plan. 92
- : require his men (particularly the IFTL's) to designate targets appropriate for engagement with indirect fires on the basis of their knowledge of the location and designation of registered targets by requesting a shift from a known target location, e.g., FROM TARGET ALFA ECHO 0813; RIGHT 50, ADD 100; 8-MAN PATROL. 93
- : on the basis of early information from the IRPL, ensure that no forward security personnel are endangered during the registration of friendly mortar and artillery targets and final protective fires, i.e., require security personnel to pull back to a safe position during the registration of fires. 94
- : on the basis of early information from the IRPL, warn all squad members and attached personnel of the registration or delivery of friendly indirect fires to ensure against mistaking friendly fires for enemy fires, i.e., to reduce stress, and require his men to take cover during registration of close defensive and final protective fires to prevent injuries from short rounds. 95
- : know, and ensure that his men know, that friendly indirect fires are planned on and within friendly positions; establish and disseminate the signal (e.g., green star cluster) for taking cover on order so PD fuzed shell can be delivered on the position to sweep the surface clear of assaulting enemy who threaten to overrun the position. 96
- He must** : on the basis of information received from the IRPL, warn each member of his squad when friendly personnel are scheduled to move through or across any part of the squad sector, e.g., patrols, to ensure against the mistaken delivery of friendly fire against friendly personnel. 97
- He will** : use and supervise the use of surveillance devices such as binoculars, infrared, image intensification devices, and radar (if the latter is located in the squad area) to extend the squad's capability of detecting the enemy during limited visibility. 98
- : plan and supervise the use of weapons equipped with night-vision sights on avenues of approach to detect, engage, and mark targets for other weapons so that targets of opportunity may be engaged with effective fire. 99

- : know that night-vision sights are line-of-sight instruments and require observation lanes to be cleared to obtain maximum effectiveness when infrared weapon-sights or image intensification devices are available to his squad. 100
- : know that the short-range radar set, organic to the battalion, can detect moving personnel from 50 to 6,000 meters and moving vehicles from 50 to 10,000 meters; that it is a portable, line-of-sight device that can be set up by one man in 10 minutes; and provide space and local security for the set in his squad area on order. (The location of the set in any squad area will likely increase the overall security of the squad, aid target acquisition, and provide a supplementary means of communication for use in an emergency, i.e., the radar operator is likely to have radio or wire communication to a higher headquarters that could be used to transmit information or call for fire in an emergency.) 101
- He must** : on order, supervise the siting, installation, and maintenance of barbed wire entanglements (double-apron and concertina) in the form of protective wire, tactical wire, and supplementary wire. 102
- : employ protective wire around defensive positions to keep the enemy beyond normal hand grenade range. 103
- : employ tactical wire as directed by the IRPL to break up enemy attack formations by siting the wire on the friendly side of the machinegun FPL to hold the enemy in the most intensive planned fires. 104
- : employ supplementary wire as directed by the IRPL to break up the pattern of tactical wire and to deceive and canalize the enemy into areas of intense fire. 105
- : know that enemy sappers may cut and camouflage openings in wire entanglements, emplace explosives, attempt to tunnel under the wire, and mark the locations of automatic weapons, Claymores, etc., preparatory to attacking the position; periodically, e.g., daily, inspect protective and tactical wire, where the situation permits, to detect and forestall enemy attempts to breach the wire. 106
- : know that bullets, shell bursts, and rocket explosions often will break wire or blow holes in it; inspect for breaks after each action; and seek habitually to replace or repair damaged protective wire without delay. 107

- : know that any obstacle not covered with fire is likely to be breached; keep protective wire under vigilant surveillance with fire ready for immediate delivery; and use trip flares and noisemakers on wire to aid detection of the enemy. 108
- : construct noisemakers for protective wire by punching drainage holes in the bottom of ration cans, placing several pebbles or cartridge cases in the cans, and hanging the noisemakers on the inner sections and friendly side of the wire. (Cans without drainage holes in the bottom will fill with rain water and the noise will be too muffled to be heard.) 109
- He will : when authorized by higher headquarters, direct and supervise the siting, installation, and maintenance of antitank and antipersonnel mines to block avenues of approach into the squad area and ensure that mines are marked, recorded, reported, and recovered. 110
- He must : when availability permits, request the delivery of standard pick-mattocks, D-handled shovels, brush axes, chain saws, and additional machetes to speed the preparation of adequate defensive positions with overhead cover, to clear fields of fire, and to reduce fatigue among his men. 111
- He will : through inspection, instruction, supervision, and by example, require continual maintenance and improvement of the squad's defensive positions, e.g., maintain camouflage, install overhead cover on all fighting positions, install double and well-separated telephone wire lines. 112
- : ensure adequate human maintenance to maintain alertness and aggressiveness among all of his men. 113
- He must : during all planning and preparation for defense, grasp every opportunity to increase the professional knowledge and skill of his men with specific emphasis upon the continual development of his IFTL's and potential leaders within the squad. 114

5. THE IRSL WILL SELECT POSITIONS, ASSIGN AND INSTRUCT SENTRIES, AND SUPERVISE THE OPERATION OF SQUAD OBSERVATION POSTS (OP'S) AND SQUAD LISTENING POSTS (LP'S) TO ENSURE THE SECURITY OF HIS SQUAD DEFENSE AREA AT ALL TIMES AND TO OBTAIN EARLY WARNING OF ENEMY APPROACH UNDER ALL CONDITIONS OF WEATHER, TERRAIN, AND VISIBILITY.

- He will** : know and ensure that his men know that an observation post is a fixed position from which designated sentries observe assigned sectors to prevent surprise and to warn of enemy approach during good visibility, and that a listening post serves the same purpose when visibility is limited by darkness, bad weather, or thick vegetation, e.g., in thick jungle vegetation, vision may be severely limited and sentinels often must depend primarily upon hearing to detect enemy approach. 115
- : recognize and impress upon his men that the efficient functioning of sentries manning security posts is vital to the effective control of direct and indirect fires by leaders. 116
- : continually emphasize to his men that each small unit is responsible for its own security and that the mission and the lives of the squad members depend directly upon the alertness and prompt warning by sentinels manning security positions at OP's or LP's and on the FEBA. 117
- : habitually post local security immediately upon moving into the squad defense area and coordinate the location and operation of squad forward security posts with the IRPL as soon as possible to make maximum use of all available fires without interfering with fire delivery. 118
- : recognize that digging and chopping sounds peculiar to the preparation of fighting holes can mask the noise of stealthy enemy approach; post local security beyond the masking effect of such noise; and require sentries to report unusually high levels of noise from friendly positions as an aid to enforcing noise discipline. 119
- : fix the locations of sentries' primary positions on the FEBA prior to posting them in forward OP's or LP's and ensure that fighting positions are prepared for them to withdraw to if they are forced in from the forward security positions by the enemy. 120
- He must** : on the basis of ground reconnaissance, select and designate specific positions for OP's that; 121

- (1) Provide the best available observation of the squad sector, including any gap existing on a flank, with major emphasis upon likely enemy approach routes.
- (2) Permit maximum use of planned indirect fires on the basis of early warning of enemy approach by OP sentinels, e.g., the near edge of mortar and artillery final protective fires is usually within 200 meters of the squad primary positions; therefore, observation from an ideal OP site would detect the enemy prior to his entry into the far edge of the area covered by the mortar and artillery final protective fires and also facilitate use of targets registered beyond and to the flanks of such final protective fires.
- (3) Do not interfere with the delivery of any planned indirect fire registered to cover the platoon frontage, including gaps between platoons (on a squad flank), i.e., delivery of registered indirect fire at a planned target location must not endanger OP occupants and timely withdrawal must be possible to ensure against their injury when final protective fires are delivered.
- (4) Provide useful cover or concealment for occupants without being overly conspicuous to enemy observers, i.e., concealment is vital to escaping enemy detection; cover usually can be prepared and camouflaged if concealment is available upon occupation.
- (5) Permit effective support of the OP occupants with rifle fire from the squad primary positions. (Battle sights are zeroed at 250 meters; maximum effective rifle range is 460 meters.)
- (6) Permit occupation and withdrawal with minimum exposure to enemy observation and fire, including enemy indirect fires delivered preparatory to attack, i.e., gain the best observation available with effective OP's as close to the squad primary positions as possible and require sentries to dig in and use overhead cover.

- (7) Limit the number of personnel required to effectively man OP's, e.g., ideally, a single alert sentinel located centrally in one of the squad primary positions might effectively observe the entire squad sector after completion of construction has eliminated distracting noises of digging, chopping, etc.; however, vegetation, ground folds, gullies, and similar terrain irregularities almost always require OP's to be located forward of the primary positions to gain the observation required for timely warning and adequate control of fires.

He will : on the basis of ground reconnaissance, select and designate specific positions for LP's that:

122

- (1) Serve essentially the same purposes during limited visibility that OP's serve during unlimited visibility.
- (2) Cover probable approach routes to the front and any open flank of the squad positions.
- (3) Take maximum advantage of available visibility through use of binoculars and night-vision sights, but depend heavily upon detecting noise made by an approaching enemy, including noise and illumination generated by trip-wired devices covering approach routes.
- (4) Avoid the tendency to place LP's too close to primary positions and thus fail to gain time required to apply planned indirect fires and to alert all firers in the primary positions, i.e., if the enemy is permitted to move by stealth, undetected, through the areas covered by mortar and artillery final protective fires to within 150 to 200 meters of the squad primary positions, the value of the indirect fires is lost and the time required to alert all personnel in the primary positions and commence delivery of the remaining final protective fires is severely limited. (A lightly equipped, assaulting enemy may cover 150 to 200 meters of open ground in approximately two minutes.)

He must : recognize the need for alert sentries within the primary positions to supplement the security provided by OP's and LP's with due attention to the rear and any exposed flank, as well as to the squad sector forward of the primary positions, and maintain a distributed alert strength to provide 360-degree local security as directed by orders from the IRPL or as indicated by unit SOP and his own judgment.

123

- He will** : during counterguerrilla operations , be prepared, on order , to provide and lead a reinforced fire team (e.g. , with attached machinegun) or squad to set an ambush on any designated enemy approach route to increase security and prohibit enemy development of the primary defensive positions , i.e. , small ambush parties serve the same purpose as OP's and LP's and provide aggressive resistance in strength against probes by enemy patrols. Stress the use of Claymores to disrupt the enemy advance without disclosing the location of the ambush. 124
- He must** : recognize that sentry duty at an OP , LP , or ambush site is nerve-racking and hazardous in that sentries must remain quiet and still , maintain vigilant observation , guard against enemy attack by stealth on the security position , transmit information in close proximity to the enemy , and often must withdraw through enemy indirect preparatory fires just ahead of and exposed to attacking enemy. 125
- : systematically assign men to forward security posts so that all men fare alike as far as exposure and opportunity to rest are concerned; seek to pair an experienced combat soldier with a green replacement , as opposed to pairing green replacements on an OP or LP; and maintain fire team integrity when selecting men for ambush assignments. 126
- : if strength permits , avoid posting lone sentries in OP's and LP's , particularly when men are overly tired , when morale is low , and when men are nervous and on edge , i.e. , apply essentially the same rules to use of one- or two-man foxholes as when deciding upon primary positions; and limit observation by individual observers to 20- to 30-minute periods to maintain the highest possible level of vigilance. (The efficiency of an observer drops very rapidly after approximately 20 to 30 minutes.) 127
- He will** : check the weapons , ammunition , Claymores , grenades , water , rations , and equipment of men assigned to forward security posts and ensure adequacy for the period of duty involved to limit exposed movement between security positions and the primary positions. 128
- : when practicable , arrange to change reliefs after dusk and prior to first light to limit the exposure of sentries and to avoid giving indications of the locations of LP's , OP's , and ambush sites to the enemy. 129

- : demonstrate and supervise the use of sound-power telephone communication between LP/OP positions and the IRSL's primary position; use radio as a second choice for such communication to avoid exposed antennae and static; and prearrange signals to limit necessity to talk, e.g., merely blowing in the telephone mouthpiece can serve to question and confirm alertness and "breaking the squelch" by depressing the microphone button can serve the same purpose when radio communication is used. 130
- : require telephone wire leading to an LP/OP to be placed on the ground (not draped over vegetation) to prevent it from serving as a "trip wire" and indicating the location of the LP/OP and primary positions to enemy infiltrators. 131
- : demonstrate and supervise the use of pyrotechnic signals for use as a secondary means of providing early warning of enemy approach in strength by LP/OP sentries. (Telephone wire may be torn out by enemy indirect fires.) 132
- : when available, provide LP/OP sentries with a compass, binocular, and night-vision sights and ensure through instruction and demonstrated performance that the men posted know how to use the equipment. 133
- : use available cover and concealment during movement to and from LP/OP positions; designate a specific withdrawal route; point out the withdrawal route to the sentries who are to use it and to the men located in the primary positions who are to support the withdrawal with direct fire; and prearrange a signal to warn that sentries are withdrawing and require fire support. 134
- : when alternate security positions are designated, coordinate support for withdrawal over the designated alternate route prior to ordering its use. 135
- : know that sentries withdrawing at night may easily become disoriented, particularly during enemy shelling; designate a specific azimuth for withdrawal from LP's to a gap in the protective wire to hasten withdrawal and to prevent sentries from blundering into mines or barbed wire. 136

- : point out the exact location of the LP/OP and any alternate position after a check of the usefulness of the position(s); designate the sector to be kept under observation; and ensure that the sectors of the squad's security posts overlap to provide complete coverage, e.g., an alert sentry at the primary positions may cover part of the squad sector. 137
- : determine and report the map coordinates of security posts to the IRPL for plotting on his map so that azimuths and distances reported by sentries from LP/OP positions can be interpreted by the IRSL and the IRPL and, if desirable, reported as polar coordinates to company and higher headquarters, e.g., intersecting azimuths from two known locations to muzzle flashes from enemy mortars will reveal the exact location of the mortars and permit effective counterbattery fire. 138
- : promptly inform sentries and all men in the primary positions of any friendly personnel operating forward of the FEBA and forward security positions; warn against thoughtless delivery of fire against unidentified personnel; and rehearse all sentries in the procedure for challenging unidentified individuals and groups, e.g., patrols or troops driven in from the COP must be identified and permitted to move quickly to their parent unit's positions without drawing mistakenly delivered fire. 139
- : seek to avoid visiting forward security posts, particularly during unlimited visibility, to prevent drawing enemy attention and fire, i.e., disclosing the positions; use electronic communication to give instructions and check alertness. 140
- : if the IRPL, CO, or other authorized person desires to move to a forward security position, particularly during limited visibility, warn the sentry; escort the inspecting officer over the designated route to avoid drawing fire; and, on the basis of mutual recognition, avoid any use of the password or the parole word at or near a forward security position as a guard against possible disclosure to the enemy. (A parole word is used in lieu of a challenge by an inspecting officer. A sentry replies by giving both the challenge and the password. A sentry does not utter the parole word at all and he does not utter the password at any time except when challenged by an inspector using the parole word.) 141

- : know that natural noises, such as the cries and movements of specific birds and animals and the noise of vegetation moved by the wind (e.g., the rattling of dry palm fronds), are often peculiar to a specific area; focus attention upon such sounds as soon as they are recognized; and aid his men to learn to recognize and interpret them to increase their proficiency as sentries, particularly during limited visibility. 142
- He must** : order the withdrawal of men in forward security posts (except ambushes) to prevent them from becoming involved in close combat, but have sentries returned to their posts as soon as the enemy withdraws or is driven off. 143
- He will** : anticipate enemy patrol probes during limited visibility against forward security posts by designating alternate positions for the LP/OP during initial reconnaissance; if the enemy locates a forward security position as indicated by an exchange of fire, shift the post to a useful alternate position as soon as practicable and consider ambushing the old position in the event the enemy conducts a second probe in strength on the basis of his knowledge of the location of the old position. [An alternative is to cover the vacated position with several trip-wired Claymores connected with primer cord or (if trip-wired explosives are not authorized) to set trip flares and cover the position with immediately available automatic fire from the primary positions.] 144
- : unless otherwise instructed, consider shifting the location of a local ambush to an alternate position after enemy contact involving an exchange of fire to prevent the enemy from returning to the ambush site in strength to conduct a planned assault; if a shift in location is authorized, move to a previously reconnoitered site that will ensure accomplishment of the mission and permit the vacated ambush site to be covered with immediately available grazing fire and grenade launcher fire (when fields of fire permit use of the latter weapon, e.g., intervening brush may block M79 fire). 145
- : request the delivery of mortar or artillery fire on a conveniently registered target (or with a planned shift) to divert enemy attention and cover the movement of an LP/OP or local ambush to an alternate position; if wind direction permits, use HE and WP mixed to gain smoke for concealing the move. 146

- : when forward defensive positions must be occupied for long periods (e.g., on the perimeter defense of a major unit's base), select and prepare multiple security positions and rotate the occupation of positions to deceive the enemy as to the location of occupied security posts. (This is a vital measure in counter guerrilla operations where guerrillas or guerrilla sympathizers seek to keep defensive positions under observation whenever visibility permits.) 147
- : recognize that the shifting of a forward security post or a local ambush site is a deceptive measure designed to outwit the enemy and increase the aggressiveness and morale of friendly troops; that movement during such shifts must be coordinated, concealed, and stealthily conducted; and that the delivery of supporting fires to cover the alternate withdrawal routes and the use of the alternate routes must be unerringly coordinated and controlled. 148
- : always keep the IRPL informed of any enemy contact with a forward security post or local ambush or any indications of enemy activity reported by sentries at security posts or ambushes, and obtain permission and coordinate the shifting of any forward security post or ambush with the IRPL prior to ordering or conducting the shift. 149
- He must** : upon posting buddy-pairs on an LP/OP, put the most experienced man in charge, but issue instructions to both men at the same time to ensure understanding. 150
- : establish SOP for sentries manning forward security posts; ensure that all squad members and attached personnel know the procedures; and charge his IFTI's with aiding him to instruct in and enforce the procedures, e.g., each sentry will: 151
- (1) Know that his mission is to systematically observe his assigned sector and promptly report any indications of enemy activity.
 - (2) Capture or destroy any enemy that pose an immediate threat to the LP/OP and report capture of prisoners to IRSL at once to obtain escort for POW's.
 - (3) Avoid close combat by withdrawal over a planned route under covering fire from the primary positions after giving warning of enemy approach.

- (4) Ask questions without hesitation at any time to ensure that orders and instructions are thoroughly understood.
- (5) If in doubt about how to use any equipment, such as the radio, sound-power telephone, compass, or night-vision sights, ask for instructions prior to being posted.
- (6) Demonstrate his knowledge of the prearranged signals to be used during sentry duty.
- (7) If posted alone, remain awake and alert at all times to observe for and report any sign of enemy activity; if posted with a buddy, observe for 20 to 30 minutes and obtain relief, but keep it unmistakably clear as to which man is acting as the observer at any given time.
- (8) Always report exactly what was seen or heard, particularly during limited visibility; do not make wild guesses or assumptions.
- (9) Use binoculars, night-vision sights, and the compass to collect and report information. (Use binoculars as a substitute for night-vision sights when the latter are not available.)
- (10) Count and use numbers as often as possible when reporting, e.g., "I see a 6-man enemy patrol 450 meters out on a magnetic azimuth of 40 degrees" or, during darkness, "Sounded like a man stumbling and falling to my left flank--75 meters--magnetic azimuth 300 degrees."
- (11) Find the direction to specific sounds by cupping the hands equally behind the ears and turning at the waist until the noise appears to be directly ahead, then use the compass to read the azimuth to the sound, and estimate the range.
- (12) Know that hoods and mufflers will block hearing; avoid covering the ears when observing; and remove the steel helmet temporarily while attempting to identify and determine the direction to faint sounds.
- (13) If noise or light from friendly positions can be detected at an LP/OP, report the fact at once to aid in enforcing noise and light discipline.

- (14) Arouse any off-duty occupant of a security post who is snoring, talking in his sleep, or making any noise that might interfere with the observer's hearing or aid the enemy to locate the position. (Nightmares among combat soldiers are not unusual.)
- (15) Use hand-held, rocket-propelled pyrotechnics for illumination of a suspected area only after obtaining permission from the IRSL because flares affect night vision and launching flares from an LP may disclose the position to the enemy; recommend use of illumination from supporting indirect fires through the IRSL to the IRPL.
- (16) Leave the LP/OP to investigate a suspected area only after obtaining permission from the IRSL because uncoordinated movement may draw both friendly and enemy fire, particularly during limited visibility.
- (17) Know that sentries are likely to be exposed to enemy direct and indirect fire; dig in and prepare overhead cover as time and the situation permit unless otherwise instructed; make maximum use of natural cover and concealment that does not hinder observation; and use and maintain camouflage, including camouflage of exposed skin surfaces during all levels of visibility.
- (18) Recognize that digging may disclose an LP or ambush position to the enemy, and make maximum use of natural cover and concealment when the need for stealth prohibits digging.
- (19) Know and use the current challenge and password; habitually challenge from cover with immediately available fire (e.g., rifle and Claymore); demand exposure of the individual answering the challenge; ensure positive identification; and report all contacts when electronic communication is available.
- (20) Anticipate enemy attempts to challenge security posts to obtain the password; do not react to a challenge by giving the password when manning a security post; but order the challenger to expose and identify himself and keep the challenger covered with immediately available fire.

- (21) Be especially careful if notified that the COP is withdrawing or that a friendly patrol is coming in toward the LP/OP; arouse and brief any assistant at the LP/OP to double the watch and the availability of fire; and avoid any thoughtless delivery of fire that may kill or wound a fellow soldier.
- (22) Know that guerrillas may use women (including attractive ones), children, and elderly people to collect information and to divert the attention of sentries; that such individuals may be armed with concealed hand grenades or firearms; and challenge, control, and report any unidentified intruder to the IRSL or IRPL without delay.
- (23) Report, coordinate any necessary movement, and grasp any opportunity to capture any enemy deserters or unidentified personnel who reveal themselves within the sector of observation; anticipate ruses (tricks) by keeping suspects covered with immediately available fire; and obtain instructions as to action or disposition. (Upon notification by the IRSL, the IRPL or the CO may dispatch a patrol to escort detained, unidentified personnel, deserters, or prisoners to avoid interfering with the assigned mission of LP/OP sentries.)
- (24) Know the locations and designations of prearranged indirect fires within the sector of observation and call for registered fires (including shifts) against observed enemy to prevent exposing the location of security posts through the use of direct fire when the nature of the target warrants the use of indirect fire. (Once a target has been located and identified by a security post, the IRSL or IFTL may call for and adjust fire if necessary and warranted.)

- (25) Use grenades (including pull-wired grenades) and Claymores against located enemy targets threatening the security post when practical to avoid pinpointing the location of the LP/OP with the noise and visible (during darkness) muzzle blast of hand-held, direct fire weapons and recognize that grenades and Claymores vastly increase the probability of inflicting casualties. (A pull-wired grenade is tied firmly to a tree or stake in a probable target area with a length of salvaged communication wire running from the pull-ring to the security position. This is not a trip-wired device in that the safety pin is not straightened and the running end of the pull wire is left free at the foxhole. Pull-wired grenades can be used safely in brushy areas because the exact point of detonation is known beforehand and there is no danger of deflection or rebound from branches as with a grenade that is thrown.)
- (26) Know exactly what equipment is located at the LP/OP position and fix the items to be secured and evacuated upon withdrawal so that weapons, binoculars, night-vision sights, radios, and similar vital equipment is not abandoned to be captured by the enemy.
- (27) When relief occurs between the members of a buddy-pair within an LP/OP, ensure that the sentry being relieved passes on any information or instructions obtained during his alert period and, prior to resting, places his weapons and equipment immediately at hand and ready for use or to ensure evacuation if necessary upon being aroused.
- (28) Recommend movement of a security post known to have been compromised by enemy location; but move to a designated alternate position only on order of the IRSL or higher authority because movement must be coordinated.
- (29) Know the exact location of the designated withdrawal route from the LP/OP to the primary positions, including any azimuth required for limited visibility movement.
- (30) Warn of intent to withdraw to avoid close combat so the IRSL can coordinate the delivery of close supporting fire from the primary positions.

- (31) Know that friendly tracer fire from the primary positions may appear dangerously close during withdrawal, particularly during darkness, but recognize it as supporting friendly fire and adhere to the designated withdrawal route.
- (32) Recognize that a rapid withdrawal by forward security personnel is vital to the delivery of planned fires from friendly primary positions and to minimize exposure to enemy fire; withdraw as quickly as possible despite enemy fire.
- (33) Report to the IRSL to confirm safe withdrawal, occupy the assigned fighting position, and assume responsibility for covering his assigned sector with fire.
- (34) Safeguard special equipment employed at the LP/OP and be prepared to return to the security post as soon as the enemy withdraws or is driven off.

He will : habitually provide opportunity for sentries to ask questions, obtain instruction on equipment (e.g., night-vision sights), and supervise their performance in a manner deliberately designed to gain their trust and to inspire confidence and aggressiveness. 152

: recognize that complete learning does not usually occur on the basis of one exposure to oral instruction and that experience and repetitions of instructions are vital to the development of alert and reliable sentries for LP, OP, and ambush positions. 153

: critique the operation of security posts and ambushes upon effecting a relief and cover the subject at all after-action critiques to increase learning, to keep squad SOP current and useful, and to aid newly joined replacements to learn their duties. 154

6. THE IRSL WILL CONDUCT THE DEFENSE OF HIS SQUAD AREA DURING UNLIMITED VISIBILITY WHEN ASSIGNED A FORWARD DEFENSE MISSION AS A PART OF HIS PARENT PLATOON.

He will : habitually assume that prolonged enemy indirect fire (e.g., artillery, rockets, mortar) on a defensive position is preparation for an enemy attack; effect a 100 percent alert as a matter of SOP; and keep the IRPL informed of the situation within the squad sector. 155

- : warn his squad that the combat outpost (COP) is being withdrawn upon being notified by the IRPL, and direct his squad to aid in covering the COP's withdrawal by fire if necessary and practicable.

156
- : direct security posts located forward of the squad primary positions to continue to report information, to call for and adjust indirect fire until threatened by the enemy, and to withdraw over the designated route under cover of supporting fire from the primary positions in time to avoid close combat.

157
- : initiate fire by weapons that are organic, attached, or supporting the squad when observation of the enemy is adequate for the delivery of effective fire and increase the volume of fire as the enemy continues to advance.

158
- : call for and adjust available indirect fires upon appropriate targets and have direct fire weapons (primary positions) on the FEBA engage enemy targets within effective range, i.e., with the aid of his IFTL's, direct machinegunners, automatic riflemen, riflemen, and grenadiers to fire on appropriate targets within their sectors.

159
- : direct attached antitank weapons to engage armor as first priority targets and, if armor is not active, to engage suitable targets, such as enemy crew-served weapons and grouped enemy personnel.

160
- : know that while surprise fire is usually very effective, it may cause the loss of valuable time and space; withhold the squad's fire until the appropriate time to deliver surprise fire only on order of and after coordinating with the IRPL or higher authority.

161
- : ensure that IFTL's aid him to control the fires of squad members and attached personnel to avoid wasting ammunition.

162
- : shift weapons to alternate or supplementary positions as required.

163
- : when faced with a tank-infantry attack, use all available direct and indirect fires to force the tanks to button up and to separate foot elements from the tanks.

164
- : keep the IRPL informed as to the situation in his squad area.

165

- He must** : recommend that the IRPL call for final protective fires if the enemy continues to advance through the close defensive fires. 166
- : when final protective fires are ordered, ensure that: 167
- (1) Machineguns fire their assigned (FPL) or at appropriate targets in their sectors of fire if they have no FPL mission.
 - (2) Claymores are fired as the enemy reaches their killing zones and all weapons fire at their maximum effective rate of fire until the attack has been halted or the ammunition expended.
 - (3) Firing is halted by prearranged signal, usually a pyrotechnic, when the enemy is repulsed.
- : recommend the firing of final protective fires as often as necessary but, since they use large quantities of ammunition, recommend use only after maximum use of close defensive fires. 168
- He will** : inform the IRPL and lead his squad in repelling the enemy by close combat if the enemy gets through the final protective fires. 169
- : seek, with the aid of his IFTL's, to bend back (refuse) the flanks in any penetrated area so maximum fire can be placed on the neck of the penetration and employ direct and indirect fire on the penetrated area to prevent reinforcement. 170
- : warn his men to take cover, e.g., with a pyrotechnic signal, if indirect fire is to be called in on the squad positions to prevent the enemy from overrunning his position. 171
- He must** : require his men to use ammunition and grenades specifically placed on position for the defense of the primary positions and, if possible, to keep a full load of ammunition and grenades on their web equipment to permit moving to supplementary positions if necessary. 172
- : move squad members from the least engaged area along communications trenches or the best available route to supplementary positions when the squad is threatened from the flanks or rear. 173

- He will** : pursue the enemy with all available fire if the enemy is repelled or attempts to withdraw, re-establish local security, and direct fires on any area where the enemy is likely to regroup his forces. 174
- : anticipate orders to police the battlefield in front of defensive positions after an enemy assault has been repulsed to take wounded prisoners and to salvage enemy weapons, equipment, and ammunition to prevent the enemy from recovering useful materiel. 175
- : know that the enemy will seek to salvage weapons and other useful materiel and to remove his dead and wounded from the battlefield; protect friendly patrols who are policing the battlefield with immediately available fire from the squad primary positions and from forward security positions. 176
- : reorganize the squad, evacuate casualties (or call for helicopter evacuation), and request resupply of ammunition if necessary. 177
- : keep abreast of the situation at all times during the conduct of the defense and habitually keep the IRPL informed of the situation and of any support required by the squad. 178
- : know that the squad leader's primary job is to direct and control his men and fires and that he normally does not deliver fire except during close combat, to point out a target, or as a signal to open fire. 179
- He must** : train his IFTL's and his men to deliver fire and take required actions as a matter of SOP and without specific directions because it is often difficult for the leader to provide detailed guidance under combat conditions. 180
- : require his IFTL's to set the example as fighters for their men. 181
- : provide aggressive leadership, control his men and fires, and move under fire as necessary to bolster the defense and ensure that the enemy is destroyed or repelled. 182

7. THE IRSL WILL CONDUCT THE DEFENSE OF HIS SQUAD AREA DURING LIMITED VISIBILITY WHEN ASSIGNED A FORWARD DEFENSE MISSION AS A PART OF HIS PARENT PLATOON.

He will : to increase his squad's effectiveness during limited visibility: 183

- (1) Provide personnel for and lead security patrols and ambush patrols as directed by the IRPL or higher authority.
- (2) Employ listening posts and alert sentries on the primary positions with available surveillance devices to detect enemy movement forward of his squad's positions, on any flanks where a gap exists, and to the rear.
- (3) Use mines (when authorized), barbed wire, trip flares, anti-intrusion devices, and any other authorized and available field expedients to detect the enemy's approach.
- (4) Call for illumination and supporting fires when local security elements report that the enemy is approaching the squad positions.
- (5) Supervise the alert sentries on the primary positions and at listening posts to ensure vigilance and require men not on duty to rest when possible to increase their alertness when they are posted later as sentries.
- (6) Order the withdrawal of sentries from listening posts, as in unlimited visibility defense, before they become engaged in close combat.

He must : anticipate, warn, and continually train his men to cope with the problems likely to be encountered during limited visibility, e.g.: 184

- (1) Enemy targets often will be detected only by the sentry in whose sector they appear with nobody able to see the whole squad front, so multiple sentries must stay alert to keep the squad sector under effective surveillance.
- (2) Enemy targets often will be so close when detected that the detector must deliver effective fire immediately and not wait for a leader's order or take time to alert other squad members.

- (3) Each leader's visibility, like his men's, is limited and he cannot control fires as he might in daylight conditions, so each man must cover his own sector.
- (4) Men too often fire indiscriminately at noises and suspected enemy targets, thereby wasting ammunition and prematurely disclosing the squad's position; so each man must seek habitually to act calmly and deliberately.
- (5) Men often fail to rest when given the opportunity and tend to violate light and noise discipline by smoking, unnecessary movement, and talking; so each man must grasp every opportunity to rest when not posted as a sentry or engaged in essential work and habitually maintain light and noise discipline.

He will : overcome the difficulties caused by limited visibility 185
by:

- (1) Assigning individual, overlapping sectors of surveillance and fire for riflemen and IFTL's with automatic riflemen and grenadiers prepared to fire anywhere in the squad sector.
- (2) Establishing rigid fire control measures to prevent indiscriminate firing.
- (3) Emphasizing target acquisition for indirect fires through the use of available night-vision sights by alert sentries at LP's and on the primary positions.
- (4) Focusing the individual soldier's attention upon the selection of weapons for delivering fire to avoid prematurely revealing individual and unit positions, e.g.:
 - (a) Designate targets for delivery of indirect fires when practical.
 - (b) Use Claymores and pull-wired or thrown hand grenades when targets are too close for the use of indirect fire. (Claymores and grenades do not disclose the firer's position, often cause multiple enemy casualties, and may often be mistaken by the enemy for mines, trip-wired devices, or indirect fire.)

- (c) Use direct fire weapons only when limited time or the proximity of the enemy so demand.
- (d) Use semiautomatic fire in preference to automatic fire when practical to avoid revealing the existence and location of automatic weapons to the enemy prematurely.
- (5) Requiring and supervising the use of field expedient night sights, stakes, and other devices to increase the effectiveness of fire from individual weapons.
- (6) Requiring and supervising the use of range cards, aiming stakes, and predetermined firing data for crew-served weapons.
- (7) Making maximum use of his IFTL's to ensure alert vigilance on the part of sentries and to control fire delivery within their sectors of responsibility.

He must : know, and emphasize to his IFTL's and men, that the Claymore is a particularly effective individual weapon during limited visibility defense and ensure adequate use of the weapon to cover dangerous avenues of approach and as an offensive weapon for local ambushes and security posts. 186

He will : anticipate that, while many aspects are similar, surprise and close combat are more likely under limited visibility conditions than when defending during unlimited visibility. 187

: keep an appropriate number of men on the alert at all times; in a critical situation (e.g., when the COP is forced to withdraw), alert the entire squad and all attached and supporting personnel within the squad defense area; and, when possible, provide opportunity for rest by scheduling a relief system so that specifically designated individuals maintain vigilant surveillance while others rest, i.e., a rotating relief system. 188

He must : inform the IRPL of any enemy contact that occurs within his squad sector; recognize that information from IRSL's, particularly during limited visibility, often must serve as a basis for decisions at platoon and company level, e.g., number of men required to be alert in each squad defense area, priorities for illumination and indirect fires, and need for security patrols and local ambushes. 189

- : as in unlimited visibility, recommend delivery of final protective fires if the enemy penetrates the close defensive fires, and repel the enemy by close combat if the final protective fires are penetrated. 190
- : pursue the enemy with all available fires if he is repelled, re-establish LP's, and police the battlefield at first light or in accordance with instructions from the IRPL. 191
- : account for all personnel, including attached and supporting personnel, with full recognition that wounded men may be neglected unless a specific check is made after heavy enemy contact during limited visibility. 192
8. THE IRSL WILL DIRECT AND SUPERVISE HIS SQUAD IN PREPARING AND CONDUCTING THE DEFENSE WHEN HIS PARENT PLATOON IS SERVING AS THE RESERVE RIFLE PLATOON OF A FORWARD RIFLE COMPANY.
- He must : recognize and impress upon his IFTL's and men that responsibility for providing the rifle company reserve demands the utmost effort in physical work, cooperation, and coordination on the part of each squad member because of multiple missions, the probable necessity to prepare organized fighting positions in two or more widely separated locations, and the necessity to move to any one of several locations to limit a penetration or to counterattack under any condition of visibility. 193
- : recognize that in ideal terrain the space in the rear of the forward rifle platoons between company boundaries may be approximately one mile wide (up to 1500 meters) and well over one-half mile deep; that the reserve platoon may be employed as a whole or in parts anywhere within this large area; and that rapid, accurate movement of the platoon or any designated element of it under any condition of visibility is vital to the successful accomplishment of reserve platoon missions. 194
- : know that the reserve rifle platoon is normally positioned on the best available defensive terrain in rear of the forward rifle platoons to provide depth to the company's defense and accomplish assigned missions without being exposed to enemy direct fires aimed at the forward rifle platoons located on the FEBA. 195

: know that the company commander designates the locations of a primary position and one or more supplementary positions for the reserve rifle platoon in accordance with the missions he assigns, e.g.:

196

- (1) The platoon's primary position may be within rifle range of the FEBA with the squad primary positions oriented toward the gap between the forward platoons and both flanks refused to provide a measure of internal security and to facilitate delivery of fire into the gaps on the company's flanks.
- (2) The platoon's supplementary positions may be located on either or each flank with orientation toward the flank of the company to the rear of the FEBA to provide protection against any penetration between companies on the parent company's flank boundaries.
- (3) Road or trail blocks and local security positions may be prepared and occupied by elements of the reserve platoon to implement the company commander's plan for the security of the company's rear area and flanks.
- (4) During internal defense and development operations, the reserve rifle platoon may prepare and occupy a perimeter defense to protect a temporary company base (CP) and, on order, serve as a reaction force to reinforce a patrolling platoon that has made contact with a superior enemy force.

He will : anticipate that his squad, as an element of the reserve rifle platoon, will aid in the accomplishment of one or more of the following missions:

197

- (1) Limit penetrations by the enemy from any direction into the parent company's area of responsibility.
- (2) Protect the company's flanks and rear or provide 360-degree protection for the company headquarters, mortars, etc., on order in internal defense and development operations.
- (3) Support the forward rifle platoons by fire.
- (4) Perform surveillance and provide security in the company rear area.

(5) Counterattack.

(6) Man the combat outpost or, in a reverse slope defense, the O&S line.

He must : know that the reserve platoon positions (primary or supplementary) are generally organized and prepared the same as for a forward platoon in the defense, except that no final protective fires are planned, i.e., with the three rifle squads abreast and the platoon flanks refused. 198

: know that when multiple supplementary positions are required, the company commander will establish the priority for construction and designate the positions to be occupied and the strength of the occupying element at each position as required by the current situation. 199

: organize and prepare his designated squad sector(s) within the reserve platoon's position(s) generally the same as for a squad sector on the FEBA, except that no final protective fires are planned. 200

: prepare squad fire plans similar to those for a forward rifle squad, except for the organic (mechanized squad) or attached machineguns and employ machineguns singly, as follows, to cover the large number of avenues of approach usually encountered: 201

(1) Use the tripod mount to obtain accurate and stable fire delivery under all conditions of visibility with full recognition that failure to control fires within the area to the rear of the FEBA may cause casualties among friendly troops.

(2) Assign a primary and secondary sector of fire and a principal direction of fire (PDF) for day and a PDF for night. (The IRPL may designate locations, sectors of fire, and PDF, but the IRSL must position guns initially and make recommendations.)

(3) Assign no FPL mission.

(4) Prepare alternate and supplementary positions for each machinegun with emphasis on obtaining coverage of all likely approach routes through movement of a machinegun to a previously prepared supplementary position.

- (5) Prepare range cards and stakes to ensure effective delivery of fire from primary, alternate, and supplementary positions under all conditions of visibility without endangering friendly troops.
- : know that the reserve platoon normally occupies its primary position to the rear of the two forward platoons, but when rough terrain or darkness makes movement of the reserve to supplementary positions difficult, more than one position may have to be organized and occupied with each rifle squad's integrity maintained and the weapons and crews of the weapons squad attached to the rifle squads as directed by the IRPL. 202
- : establish and maintain essentially the same security measures as for a forward squad. 203
- He will : limit the enemy's penetration within his squad sector by blocking the enemy advance with effective fire from organic, attached, and supporting weapons, including the shifting of indirect fires from planned target locations within and adjacent to his squad sector. 204
- : reduce the penetration within the limits of the ability of his squad to deliver a heavy volume of effective fire upon the attacking enemy. 205
- : anticipate a friendly counterattack by a reserve from a higher echelon and rigidly control his squad fires to avoid causing casualties among friendly defending or counterattacking troops. 206
- He must : provide protection for the company's flank or rear by preparing and defending appropriate supplementary positions to block designated avenues of approach as directed by the IRPL. 207
- He will : support the forward platoons by fire within his squad sector by delivering a heavy volume of accurate fire upon any enemy that threatens friendly positions to his front. 208
- : locate and point out to all squad members and attached personnel the friendly troop positions forward of or to the flank(s) of his squad sector, emphasize the need for his IFTL's to control their own fires and the fires of their men, and require positive target identification to avoid causing friendly casualties among the men in the forward platoons. 209

- : as directed by the IRPL, provide surveillance and security within the company area by establishing LP/OP's, by posting local security, and by patrolling. 210
- : use CBR detection devices, night-vision sights, trip flares, AP mines, noisemaking devices, and other warning means authorized or made available to his squad for maintaining surveillance and security within the company rear area. 211
- : during surveillance and security missions in the company rear and when engaged in any movement as a part of the reserve platoon, particularly during limited visibility, warn his men to use the current challenge and password correctly and to positively identify other personnel encountered to avoid the tragic mistake of delivering lethal fire on fellow soldiers, e.g., wiremen, messengers, carrying parties, etc. 212
- He must** : during the occupation of any position or when patrolling during a reserve mission, determine and disseminate to his IFTL's the locations and designations of any registered or planned indirect fires that can be used as planned or shifted to aid the accomplishment of the mission. 213
- : unhesitatingly call for or shift planned indirect fires that will aid the accomplishment of the assigned mission without endangering friendly troops. 214
- He will** : recognize the need for reconnaissance by all small-unit leaders within the reserve platoon to ensure rapid accomplishment of assigned missions, with major emphasis on the reconnaissance essential to the accomplishment of missions involving his squad. 215
- : systematically conduct map and ground reconnaissance to ensure the ability to move his squad to designated locations and to control his organic and supporting fires in relation to critical areas, points, and boundary lines within the company area to the rear of the FEBA under all conditions of visibility, e.g., reconnoiter: 216
- (1) All reserve platoon positions involving or likely to involve the employment of his squad and the routes connecting these positions, including assembly areas or attack positions designated for use by the platoon preparatory to launching planned counterattacks.

- (2) Locations of the forward rifle platoons' positions, the unoccupied gap between the forward rifle platoons, and the unoccupied gaps on the exterior flanks of the forward rifle platoons, including the locations of coordinating points on the FEBA and the flank boundaries of the company in rear of the FEBA, to the degree that these locations will affect the delivery of fire and coordinated movement by his squad. (Actions required of the IRSL on the COP and on the O&S line forward of the FEBA are covered elsewhere in this paper.)
- (3) Installations located in the company rear area, i.e., CP, ammunition supply point, aid station, mortar positions, etc., as required by his squad's mission to protect the company rear area and to conduct routine resupply and routine evacuation of casualties.

: as time permits, measure and record the azimuths and distances of the routes directly pertinent to the movement likely to be required of his squad during accomplishment of assigned reserve missions to ensure rapid accurate movement under all levels of visibility. 217

: recognize that ground reconnaissance often must be conducted piecemeal during preparations for multiple missions; continually focus the attention of his IFTL's and potential leaders upon the critical routes and locations directly pertinent to the squad's missions; and ensure that either IFTL can move the squad promptly and accurately and control its fires in the event that casualties occur among the squad's leaders. 218

He must : know that his squad will counterattack as a part of the parent platoon as directed by the company commander; that a counterattack at company level is usually a limited objective attack to destroy the enemy within, or eject him from, a penetrated area and regain control of the area; and that the line of departure (LD) for such counterattacks usually is the line of contact (LC). 219

: know that the company commander will prepare counterattack plans for likely areas of penetration and number or letter each plan to establish priorities for reconnaissance and planning and to facilitate ready reference to each plan. 220

: know that his (reserve) IRPL will assist the company commander in the preparation of counterattack plans by: 221

- (1) Making detailed plans, according to priorities established by the company commander, for counterattacks.
- (2) Reconnoitering the areas in which counterattacks are planned and coordinating with occupying units.
- (3) Planning to avoid attacking through friendly units when possible.
- (4) Planning to execute each counterattack essentially in the same manner as any other attack, including briefing and, when time permits, rehearsal by subordinate units.

: on order, conduct specific reconnaissance, plan the attack for his squad as part of the parent platoon, effect coordination, and brief and lead his squad during a counterattack in essentially the same manner as for any other attack in which the LD is the LC. 222

He will : know that planning for reserve platoon missions in the defense is much the same as for the forward platoon except that: 223

- (1) Multiple missions may be assigned to the reserve platoon and to the rifle squads within the reserve platoon, e.g., a single rifle squad may be involved in preparation and occupation of a primary position, preparation of a supplementary position, preparation of one or more counterattack plans, and patrolling in the company rear area.
- (2) Coordination must be effected with all units likely to be involved in the execution of the reserve platoon's missions.
- (3) Defensive plans of forward platoons and adjacent units must be known to permit rapid and effective reaction to orders, particularly as pertains to limited objective counterattack by the reserve platoon.

- He must :** recognize and emphasize to his IFTL's, squad members, and attached personnel that the squads of the reserve platoon may be separated from each other to facilitate the preparation of primary and supplementary positions or to conduct security patrols, but must assemble rapidly on call at a designated position, e.g., to conduct a counter-attack, and that work on improving positions must be continual when time permits as long as the unit is responsible for the assigned reserve missions. 224
- :** know that the reserve platoon normally occupies its primary positions after preparation of the supplementary positions and is prepared to move to its supplementary positions, to counterattack, or to carry out other orders to provide depth and flexibility to the company defense on order. 225
- :** know and require his IFTL's to know and control the location of all squad members and attached personnel at all times to ensure readiness to react to orders. 226
- :** require all personnel to maintain a basic load of ammunition, grenades, water, etc., on their web equipment at all times to ensure readiness to move on order to counterattack or to occupy and defend a supplementary position. 227
- :** seek habitually to plan and time preparations by his squad to gain time for human maintenance in addition to accomplishing and preparing for multiple missions; rotate reliefs for sentinels, patrols, and work parties to provide equal time for individual rest; and recognize that the ability of his squad to participate aggressively in a counterattack will be directly related to the budgeting of time for human maintenance. 228
9. **WHEN HIS PARENT PLATOON IS ASSIGNED THE COMBAT OUTPOST (COP) MISSION, THE IRSL WILL OCCUPY AN ASSIGNED OUTGUARD POSITION, PREPARE THE POSITION FOR DEFENSE, CONDUCT THE DEFENSE OF THE ASSIGNED OUTGUARD POSITION, AND CONDUCT THE WITHDRAWAL OF HIS OUTGUARD GROUP AND ATTACHMENTS ON ORDER.**
- He will :** know that the COP is a security echelon consisting of a series of outguards located from 1000 to 2400 meters forward of and approximately parallel to the FEBA and that the mission of the COP is to provide early warning of the enemy advance and to deny the enemy close ground observation of the battle area. 229

- : know that each outguard may vary in strength from a reinforced fire team to a reinforced rifle squad.** 230
- : know that COP forces avoid close combat if possible, but that within their capabilities they delay and disorganize the enemy and deceive the enemy as to the true location of the battle area, i.e., inflict maximum casualties upon the enemy without becoming decisively engaged in close combat.** 231
- : anticipate that while control of the COP may be established at brigade, battalion, or company level, his squad usually will serve on the COP as part of his parent platoon and his orders and instructions will usually come from his IRPL who serves as COP commander.** 232
- : anticipate that a forward rifle company frequently will use its reserve rifle platoon to man the COP, and additional elements, e.g., tanks and mortars, may be attached to the platoon for use on the COP only.** 233
- He must : know that the COP in front of each rifle company usually consists of a reinforced rifle platoon deployed in a series of outguards.** 234
- : on order, plan to occupy the COP much the same as a forward defense position on the FEBA except that:** 235
- (1) In ideal terrain, the platoon front may be up to 1200 meters in width with correspondingly large gaps (150 to 250 meters) between outguard positions; therefore, mutual support between adjacent outguard positions and the use of supporting fires from the FEBA must be carefully coordinated and controlled to prevent the defeat of outguard positions in detail, particularly during limited visibility.**
 - (2) The fire teams of the rifle squad may be separated physically and reinforced with one fire team commanded by the IRSL defending a designated outguard position while the senior IFTL commands the other reinforced fire team on another outguard position, i.e., one small-unit leader will be placed in command of each outguard group.**

- (3) Individual sectors of fire and observation will be greatly increased because of the width of the platoon front; however, the distances between individual fighting positions and crew-served weapons are the same as when deployed in defense on the FEBA.
- (4) Reconnaissance responsibilities (e.g., selection of specific positions for outguards, outguard rallying points, contact patrol routes, local security positions, and specific withdrawal routes) of IRSL's and IFTL's will increase because of the width of the platoon front and time pressures involved in a rapid occupation of the COP.
- (5) Control difficulties stemming from the width of the platoon front and the physical separation of fire teams must be overcome by obtaining additional communications equipment from company headquarters; by maintaining rigid communications discipline; and by augmenting electronic communication with visual, sound, and messenger communication.
- (6) Elements, e.g., tanks, mortars, attached to outguards for use only on the COP will revert to their parent organizations upon passing through the FEBA during withdrawal.
- (7) Upon withdrawal of the outguards, the rifle platoon must regroup to constitute the company reserve and be prepared to accomplish any mission assigned, including reoccupation of the COP.

He will : in preparing his designated outguard position for defense:

236

- (1) If practical, move to his assigned outguard position over the route designated for withdrawal to familiarize all outguard members with the route and emphasize the necessity to adhere to the prescribed withdrawal route to avoid interference with fires from the FEBA planned for delivery against the enemy during the planned withdrawal from the COP.
- (2) Establish local security and assign tentative sectors of fire and observation immediately upon arrival at the assigned outguard position.

- (3) Know or determine the locations of the adjacent outguard positions on each of his flanks; coordinate with adjacent outguard commanders to ensure overlapping sectors of observation and fire, mutual fire support, and adequate coverage of gaps with security posts and patrols.
- (4) Based on reconnaissance and coordination with adjacent outguard commanders, assign individual sectors of fire and observation that overlap, including overlap of the coverage established by adjacent outguards. (If a detailed fire plan for the COP has been prepared in advance by the COP commander, each outguard commander will implement his part of the plan, but ground reconnaissance and face-to-face coordination between adjacent outguard commanders is necessary to ensure implementation of the plan, particularly if a hasty occupation of the COP is involved.)
- (5) Strongly emphasize that each outguard group is responsible for its own local security, including the security of attached weapons; integrate attached weapons crews into the security plan for the position; and require each crew-served weapon to be manned by a qualified operator at all times.
- (6) Employ machineguns singly (normally) to cover the extended frontage and use them on the tripod for more accurate long-range fires and increased effectiveness during limited visibility.
- (7) Position attached tanks and antitank weapons where they can provide mutual support and engage enemy armor at maximum range; use tank radios to augment communication; and use the tank(s) for transporting troops during withdrawal.
- (8) Establish or continue radio communication with the CP-OP on the COP and establish lateral wire communication with adjacent outguard positions as soon as practical.
- (9) Direct and supervise defense preparations in as much detail as time permits, i.e., ensure the clearing of assigned sectors of fire and observation, preparation of fighting positions with overhead cover against enemy indirect fire weapons, and schedule alert sentinels to maintain continuous surveillance of the entire sector for which the outguard is responsible.

- (10) Know that indirect fires are planned well forward of, immediately in front of, and to the flanks and rear of each outguard position as well as within (on) the position; know the ground locations and designations of the mortar and artillery targets pertinent to his position; and ensure that all members of the outguard know the ground locations and designations of planned fires within their individual sectors to aid in designating targets for planned fires, i.e., include locations and designations on range cards.
- (11) Use available (attached) forward observer to assist in planning, calling for, and adjusting indirect fires in support of his outguard; if no forward observer is available with the outguard, call for and adjust planned fires to engage suitable enemy targets within his sector of responsibility; and recommend registration of any additional indirect fires deemed necessary for adequate coverage of his sector.
- (12) If Engineer support is available, recommend the installation of mines, construction of obstacles, and preparation of demolition charges (e.g., cratering charges on approach routes) to the COP commander on the basis of ground reconnaissance within his outguard's sector.
- (13) Plan to employ carrier(s), if available, to provide firepower from defiladed positions (including alternate positions); to augment radio communication; and for mounted movement during withdrawal.
- (14) Use and supervise the use of available surveillance devices (e.g., binoculars, image intensification devices, and infrared weaponsights) to detect, locate, and identify targets and to adjust fires.
- (15) Anticipate that the availability of personnel will limit men for assignment to security posts forward of and to the flanks of outguard positions (e.g., as when a reinforced fire team constitutes an outguard); seek the best possible vantage points for the security available; keep security posts well within small arms supporting distance of the outguard's primary positions; coordinate coverage of gaps with adjacent outguard commanders; and report the need for a visiting contact patrol to the COP commander.

- (16) Plan to shift security posts during limited visibility with emphasis upon coverage of the gaps between outguards to prevent infiltration by enemy patrols.
- (17) Select and point out to all outguard members an easily identified outguard rallying point to the rear of the fighting positions to facilitate a coordinated withdrawal on order; coordinate use of a signal (e.g., pyrotechnic signal, such as a green star cluster) to order immediate withdrawal; and plan to use indirect fires on any enemy on the outguard position as soon as all personnel are accounted for at the outguard rallying point. [If a single carrier must be used by two separate outguards (e.g., separate fire teams from the same squad), locate the outguard rallying point accordingly and effect appropriate coordination.]
- (18) If a patrol is dispatched from an outguard on order of the COP commander, warn the patrol leader to adhere to specified routes and time schedules to avoid establishing a pattern likely to be discerned by the enemy and to avoid interfering with friendly fires, mines, or warning and illuminating devices in use in front of and between outguards.
- (19) Know that a general outpost (GOP) may be established forward of the COP; that friendly patrols from units on the FEBA may operate forward of, through, and to the rear of the COP; anticipate warning of the existence and location of friendly forces operating within range of the outguard; recognize that friendly patrols may become disoriented or forced from prescribed routes by enemy action; and warn all outguard members to avoid the possibly tragic delivery of friendly fire upon other friendly troops.
- (20) Within each outguard, establish a chain of command that includes all members to ensure continuation of the mission despite the sudden occurrence of casualties among leaders.

He must : conduct the defense of his outguard position by requesting indirect fires when the enemy is detected and by having all weapons on the outguard position engage appropriate targets within range.

237

- : promptly use the fastest available means, e.g., radio, to report enemy contact to the COP commander and adjacent outguards; include enemy strength, location, description of enemy action, action taken against the enemy, and results. 238
- : designate targets for and adjust the fires of armed helicopters within his sector of responsibility when helicopter support is available. 239
- : pursue the enemy by fire if he withdraws, then reorganize, arrange for the evacuation of casualties, redistribute ammunition if necessary, and re-establish the defense, including any security posts driven in to the outguard position during contact. 240
- : anticipate orders to send a patrol forward to capture a prisoner and collect intelligence when enemy wounded are abandoned in front of the outguard position; cover patrol members with immediately available direct fire and be prepared to use indirect fire to support them; but do not send patrols forward without approval from the COP commander. 241
- : know that the COP commander must continually evaluate enemy contact to distinguish between patrol activity, probing attacks, and the enemy's main effort; promptly furnish any information that will aid such evaluations, i.e., keep the COP commander informed to provide a basis for ordering a timely withdrawal. 242
- : know, and ensure that his men know, that the COP commander will order the withdrawal of an outguard when it has accomplished its mission or to prevent its capture or destruction; require all outguard members to continue fire delivery until a specific order or signal is received to withdraw. 243
- He will : ensure that all members of the outguard are familiar with the prescribed withdrawal route; rehearse the withdrawal, if practical; and warn all members of the outguard to use cover and concealment, avoid lateral movement that would increase exposure, and to adhere to the prescribed route according to plan. 244
- : unhesitatingly recommend the withdrawal of his outguard to the COP commander if it appears that the position will be overrun or enveloped, i.e., make recommendations that will prevent the involvement of his men in close combat. 245

- : anticipate that the COP commander will order the least-engaged outguards to withdraw first and then shift their supporting fires to assist more heavily engaged outguards in breaking contact; make maximum use of all available indirect fires while breaking contact; and use fire and maneuver to cover the withdrawal of outguard members, if necessary, e.g., an attached tank crew may use its tank-mounted machine-guns and main tank gun to provide a base of fire for the initial withdrawal of dismounted fighters to the outguard rallying point.** 246
- : maintain control; demand prompt, thinking compliance with orders; and account for all personnel, vehicles, and weapons upon withdrawal.** 247
- : defend on successive positions in accordance with prearranged plans or current orders from the COP commander and seek to gain an ambush-like situation when delaying on position, e.g., two men equipped with Claymores may delay, disorganize, and inflict casualties upon a large number of the enemy through the use of surprise at a selected position on the withdrawal route when outguards must withdraw without transportation.** 248
- : know the locations and designations of indirect fires planned on the prescribed withdrawal route, recognize checkpoints en route on the basis of earlier reconnaissance, and call for the fires planned to cover the withdrawal.** 249
- : keep the COP commander informed of progress, i.e., report clearing designated checkpoints en route; adhere to the prescribed route; and anticipate the delivery of both direct and indirect fires parallel to and between withdrawal routes from sources on the FEBA.** 250
- : use prearranged signals, e.g., challenge and password or visual signals, upon approaching the fighting positions on the FEBA to ensure against drawing fire from friendly troops and know that all personnel on the FEBA will have been warned to facilitate the passage of lines by approaching outguards, e.g., higher commanders maintain communication with the COP commander and monitor the COP radio net.** 251
- : upon reaching the FEBA, obtain necessary aid for casualties, reorganize, move to the designated assembly area, and report the status of the outguard to the COP commander or his representative.** 252

10. WHEN HIS PARENT PLATOON IS ASSIGNED A REVERSE SLOPE DEFENSE MISSION, THE IRSL WILL DIRECT AND SUPERVISE THE PREPARATION OF HIS SQUAD SECTOR AND CONDUCT THE DEFENSE BY HIS SQUAD. ON ORDER, HE WILL DIRECT HIS SQUAD AND ATTACHMENTS IN MANNING THE OBSERVATION AND SECURITY LINE.

He will : know that a reverse slope defense is organized on ground that is masked by a crest from enemy direct fire and ground observation, i.e., the primary fighting positions are near the bottom of and behind a hill or ridge from the enemy. 253

: know that an adequate reverse slope defense demands control of the crest by fire, physical occupation, or both, immediately upon occupation and on a continuing basis thereafter. 254

: anticipate that the company commander may order the occupation of a reverse slope defense position: 255

- (1) When the forward slope cannot be occupied because of enemy fire.
- (2) When the forward slope has been lost or not yet gained.
- (3) When the reverse slope offers better fields of fire than the forward slope, e.g., good fields of grazing fire are vital to an adequate limited visibility defense.
- (4) When the forward slope is not essential for observation.
- (5) To avoid creating an undesirable re-entrant or salient, i.e., to keep the line of primary positions approximately straight to economize on fighters and reduce the number of positions exposed to enemy fire.
- (6) To deceive the enemy and gain surprise, i.e., a well-concealed reverse slope defense creates an ambush for an unsuspecting enemy.

He must : know that the advantages of a reverse slope defense are: 256

- (1) Enemy direct fire weapons cannot effectively fire on the fighting positions because the crest blocks such fire.

- (2) Enemy indirect fire becomes less effective because the crest blocks enemy ground observation.
- (3) Enemy ground observation of the battle area from a distance is blocked by the crest and friendly control of the crest denies observation by enemy patrols.
- (4) Freedom of movement for the construction of fighting positions, resupply, installation of communications, etc., is increased because of the enemy's lack of ground observation, e.g., the protection available for an emergency helicopter LZ near the bottom of a well-defended reverse slope is an obvious advantage.
- (5) Tactical surprise is gained by the defender provided use of the crest for observation is denied to the enemy and provided measures (cover, concealment, camouflage, air defense) are taken to deny enemy air observation and fire adjustment.

: know that the disadvantages of a reverse slope defense are:

257

- (1) Observation of the enemy from the ground is limited to that gained from observation and security (O&S) positions near the crest, thus the establishment and maintenance of the O&S positions by the small units manning them become vitally important.
- (2) The effective range of the defender's direct fire weapons is limited by the topographical crest of the hill, i.e., while the amount of grazing fire that can be delivered may be roughly the same on either side of the crest, the total enemy area visible and subject to direct fire from the primary positions on a reverse slope is roughly one-half of that visible from a forward slope position, assuming uniformly occurring variations in elevation.
- (3) If the crest falls to the enemy, he can attack downhill and make maximum use of observed indirect fires on the defenses at the bottom of a reverse slope and upon any reserve positions on the forward slope of the next crest toward the rear of the reverse slope defense.

He will : know that positions on the reverse slope are organized generally the same as in the regular defense with the following special considerations:

258

- (1) O&S groups are positioned on or just forward of the topographical crest to provide observation over the entire front. (O&S groups, usually from the reserve platoon, consist of from two men to a reinforced rifle squad and may be commanded by a senior IRSL.)
- (2) The squad sectors of the forward rifle platoons are located 200 to 500 meters from the crest of the hill on the reverse slope where they can place maximum fire on the crest, on approaches around the crest, and on the forward slopes of adjacent terrain features. (Ideally the entire reverse slope and the crest can be covered with grazing fire.)
- (3) The reserve platoon (usually minus the O&S groups) is placed on the military crest of the next high ground to the rear of the forward platoons if this ground is within supporting distance.
- (4) Machineguns and other automatic weapons are located within the rifle squad sectors where they can deliver the most effective surprise fire on the enemy as he crosses the crest.
- (5) Machinegun FPL's are employed as in a forward slope defense and sectors of fire include maximum coverage of the crest.
- (6) Artillery and mortar final protective fires are planned for use on or short of the crest to deny that area to the enemy and to break up his assault as he crosses the crest.
- (7) Artillery and mortar targets are planned on the forward slope and on the crest for application by the leaders of the O&S groups and an accompanying FO. (In an emergency, any small-unit leader on the O&S line may be required to call for and adjust these fires.)

- (8) A COP usually will be established well forward of the positions occupied by the O&S groups; therefore, all members of the O&S groups must know the location of the COP and avoid mistaking friendly personnel and vehicles on the COP for the enemy, particularly during withdrawal of the COP.

He must : know that the reverse slope defense is conducted generally the same as a forward slope defense with the following differences:

259

- (1) The O&S groups forward of the FEBA provide immediate warning of the enemy's advance or appearance and attempt to delay and disorganize him with all available fires and thus deceive the enemy as to the location of the primary fighting positions.
- (2) Target identification by members of the O&S groups becomes extremely critical during withdrawal of the COP, especially if enemy and friendly troops become intermingled, i.e., if the COP forces are denied use of their preplanned withdrawal routes.
- (3) Leaders of O&S groups must avoid becoming closely engaged; withdraw on order under the cover of accurately adjusted artillery and mortar fires placed on the forward slope and on the crest; and automatic weapons must lead the withdrawal to occupy primary firing positions before the enemy reaches the crest.
- (4) O&S groups must withdraw as rapidly as possible over preplanned routes to avoid masking friendly fires upon the crest.
- (5) Direct fire and small arms weapons withhold fire until the enemy crosses the crest, then deliver maximum available fires.

He will : as an IRSL within the reserve rifle platoon, anticipate the assignment of a mission to establish and maintain the O&S line forward of a company reverse slope defense with his squad and attachments.

260

: know that the company commander usually will specify the locations of and control the operation of the O&S groups through the senior NCO (usually the IRSL) and, unless otherwise directed, upon withdrawal O&S personnel revert to and fight with their parent platoons pending orders to re-establish the O&S line. 261

: on order, organize, establish, and maintain the O&S groups supporting a reverse slope defense with specific attention to the following: 262

- (1) Impress all personnel that the mission is to detect and warn of enemy approach, then to delay, disorganize, and deceive the enemy by delivering available fires.
- (2) Reconnoiter and establish the approach and withdrawal route(s); ensure that the signal for withdrawal and the exact location(s) of the withdrawal route(s) are known to all O&S personnel; and coordinate the use of the withdrawal route(s) with the unit(s) blocking the route(s).
- (3) Establish multiple means of communication with the company commander to ensure early warning and to maintain an uninterrupted capability to call for and adjust indirect fires forward of and to the flanks of the crest, e.g., use radio; install wire en route to the positions and laterally (protected by the crest) between positions; and prearrange for the delivery and lifting of specific indirect fires with pyrotechnic signals.
- (4) Determine the probable length of stay and transport sufficient ammunition, water, rations, and radio batteries to last until relieved or until resupply under cover of darkness can occur, i.e., plan to minimize exposed movement.
- (5) Request the attachment of an FO from the company mortar section and ensure that the FO and all leaders on the O&S line know the locations and designations of the artillery and mortar targets planned forward of and to the flanks of the crest.
- (6) Request binoculars and night-vision sights for each OP to be established on the O&S line to aid target detection and identification and to aid the adjustment of indirect fires.

- (7) Request attachment of machineguns from forward rifle platoons so the crews can rapidly regain their primary positions upon withdrawal and deliver preplanned fires on the crest, e.g., emplace tripods on the primary positions and use bipods on the O&S line. (In mechanized units the light machineguns from the carriers may be used on the O&S line.)
- (8) Arrange for the preparation of and ensure that his men know the exact locations of the primary fighting positions to which the O&S groups will withdraw on order. (Failure to accomplish this may result in exposure of the O&S groups to both friendly and enemy fire if the enemy crosses the crest to assault before the O&S groups locate and occupy prepared positions.)
- (9) Establish concealed positions on the designated O&S line, assign sectors of responsibility, and schedule reliefs to ensure continuous, vigilant surveillance of all approaches toward the company defense area.
- (10) Consider employing a machinegun on each flank to gain maximum grazing fire across the front of the position and to provide for automatic fire delivery on approaches toward the flanks.
- (11) As time and enemy observation permit, prepare covered fighting positions against the enemy's probable delivery of indirect fires preparatory to attack.
- (12) Use Claymores, trip flares, noisemakers, and anti-intrusion devices in front of and between the O&S groups to thwart the movement of enemy patrols or enemy attack by infiltration. (Install at dusk to limit exposure during daylight hours.)
- (13) Use listening posts and contact patrols during darkness to ensure adequate surveillance as necessary.
- (14) Especially when no COP exists, anticipate that exposed movement on the O&S line may draw enemy direct or indirect fire; require all leaders to rigidly control movement, to avoid skylining, and to enforce light and noise discipline and the use of cover, concealment, and camouflage.

- (15) Keep the commander informed of the situation, avoid close engagement by prompt delivery of effective fires, and execute a controlled withdrawal according to plan on order.
- (16) Anticipate orders to reoccupy the O&S line immediately after repulse of enemy attempts to assault.

11. THE IRSL WILL PLAN AND DIRECT DEFENSE PREPARATIONS AND CONDUCT THE DEFENSE WITHIN THE PORTION OF THE PERIMETER ASSIGNED TO HIS SQUAD WHEN HIS PARENT UNIT ESTABLISHES A PERIMETER DEFENSE.

He will : know that a perimeter defense is designed to meet an attack from any direction and anticipate that a rifle company (or platoon) will establish a perimeter defense when separated from the battalion (company) by enemy action or by an assigned semi-independent mission. 263

: know that a rifle company may be employed as part of a battalion perimeter defense and that in this case, or when operating as a separate company, the rifle squads will be assigned specific portions of the perimeter to defend within their respective platoon sectors on the company perimeter. 264

: recognize that the ability of a unit to deliver fire in any direction and in all directions at once from a perimeter defense applies to the maintenance of security regardless of the size of the unit and apply the principle in any pertinent situation, e.g., if cut off from the parent unit by enemy action, at rest halts during patrols, and in small-unit ambush sites. 265

He must : plan and prepare the squad's perimeter defense position in much the same way as when defending as part of a forward rifle platoon in defense with the following exceptions: 266

- (1) The company front is circular rather than linear.
- (2) The flanks of the platoon position will be curved back to conform to the circular formation of the parent unit.

- (3) Unoccupied areas between the flank squads of adjacent platoons often will be reduced, e.g., in densely vegetated jungle terrain the distance between the two flank squad members of adjacent platoons may be reduced to equal the distance between individual squad members within the squad's portion of the perimeter to ensure against enemy infiltration by stealth.
- (4) Machineguns usually will be employed singly to provide adequate coverage of all probable approaches.
- (5) All or part, e.g., two squads, of a forward platoon in a portion of the perimeter not under attack may be used as a counterattack force to destroy a penetration; therefore, all members of any squad not under attack must be prepared to move on order with weapons and a basic load of ammunition and grenades to counterattack or to reinforce any threatened segment of the perimeter.

- He will : know that a company reserve established during a perimeter defense may consist of one or more rifle squads, elements of the weapons platoon, and company headquarters personnel acting as riflemen; anticipate that the commander will rely heavily upon aggressive leadership from rifle squad leaders and fire team leaders within the company reserve. 267
- : anticipate that the company mortar section will be centrally located in the reserve area to provide supporting fires in any required direction and ensure that his fire team leaders and men know the designations and locations of planned indirect fires registered within their assigned sectors to facilitate target acquisition and engagement. 268
- : employ security and surveillance measures similar to those used when defending as part of a forward rifle platoon, including listening posts, patrols, Claymores, trip flares, anti-intrusion devices, noisemakers, image intensification devices, infrared devices, and other means in accordance with unit SOP and orders from the IRPL. 269

- : know, and ensure that his fire team leaders and men know, the target designations and locations of indirect fires available from sources outside the perimeter; employ these fires in preference to organic fires (e.g., company mortars) to strengthen the defense and to conserve ammunition, because resupply of a force in a perimeter defense is usually a major problem, particularly during limited visibility. 270
- : closely supervise the use of weapons within the squad sector to ensure that any unoccupied areas are covered with fire and that mutual support is achieved, particularly with the flank squad and fire team of an adjacent platoon. 271
- : require the installation and continuous maintenance of multiple means of effective communications as an essential to success in a perimeter defense. 272
- He must** : know that the perimeter defense is habitually used in counter guerrilla warfare because of the frequent need for small units to conduct semi-independent operations in difficult terrain with a constant requirement for all-around protection. 273
- : know that points to be emphasized in the perimeter defense in counter guerrilla operations are: 274
- (1) Set up the defense prior to darkness to allow time to properly locate men and weapons and to prepare adequate fighting positions, install security devices, and establish effective communications.
 - (2) Maintain alert observation to prohibit the enemy or local civilians from observing the locations and preparation of defense positions; detain and report any unidentified or suspect personnel found lurking near friendly troop positions.
 - (3) Enforce light and noise discipline and limit movement to that essential to the accomplishment of the mission, e.g., prohibit "visiting" between positions and permit cooking fires only on order of the senior commander present.
 - (4) Anticipate orders to set up ambush positions on likely routes of approach at dusk or after dark to deny enemy observation or opportunity to probe the perimeter.

- (5) Use grenades, Claymores, indirect fires from sources outside the perimeter, and means other than direct fire weapons from the perimeter, when possible, to check suspected enemy movement, i.e., conceal the location of fighting positions from probing enemy with particular emphasis upon concealing machineguns until their fire is needed to repulse the enemy in strength.
- : know that when a large perimeter must be defended there may not be enough men available to use on patrols and outposts, thus the total responsibility for security will rest upon squad members on the perimeter. 275
- : know that when the perimeter is established in areas where underbrush is very heavy it may not be practical to employ patrols or listening posts at any distance from the perimeter, thus the responsibility of squad members on the perimeter for maintaining alert security will be increased. 276
- He will : recognize that patrols or listening posts located outside the perimeter will initially limit the unit's ability to use all available direct and indirect fire in the event of an enemy attack; habitually coordinate the safe and rapid withdrawal of security personnel from his squad who occupy security positions or patrol outside the perimeter; and report their withdrawal into the perimeter immediately to facilitate delivery of effective fire against the enemy. 277
- : conduct the defense of the squad's portion of the perimeter in generally the same manner as when operating as a part of a forward rifle platoon in defense. 278
- : anticipate that the company will normally counter-attack with all available troops not actively engaged to destroy or eject any enemy penetrating the position; promptly and factually report any penetration or threat of penetration of his squad sector to the IRPL; and, if not actively engaged in delivery of fire, be prepared on the basis of prior reconnaissance to lead his squad to any designated area on the perimeter on order to repulse a penetration. 279

- : know that medical evacuation and resupply will usually be accomplished by helicopter when enemy action or difficult terrain prohibit the use of surface transportation; maintain an alert air watch (for friendly or enemy aircraft) within the squad; promptly report the identity and direction of flight (e.g., from 320 degrees) of any aircraft sighted; and deliver effective fire to suppress any enemy fire delivered at friendly aircraft approaching or departing the unit perimeter. 280
12. THE IRSL WILL PLAN AND DIRECT HIS SQUAD'S PREPARATIONS FOR THE DEFENSE OF A RIVER LINE AND CONDUCT THE DEFENSE WITHIN HIS SQUAD SECTOR OF RESPONSIBILITY AS AN INTEGRAL PART OF HIS PARENT PLATOON.
- He will : recognize the value of a river or a canal as an obstacle to the enemy, but remain acutely aware that the enemy may cross an unfordable stream with individual flotation devices, boats, amphibious vehicles, tanks, helicopters, or parachute troops. 281
- : know that the decisions as to the location of the FEBA and the method of defense of a river line are made at battalion or higher level and that the commander may: 282
- (1) Employ maximum combat forces on or in the immediate vicinity of the river line to take advantage of the water obstacle, i.e., plan and conduct an area defense.
 - (2) Employ minimum forces on the river line with the bulk of the combat force held in reserve to strike the enemy when he is astride the river, i.e., plan and conduct a mobile defense.
- He must : know that the positions of the rifle squads of his platoon will be organized and occupied to defend a river line generally as in the area defense regardless of which defense method is used. 283
- : when the decision is to defend with maximum combat power near the river line, know that the squads of the forward rifle platoons will be positioned to cover the full width of the river within each platoon sector, if practical, with emphasis upon coverage of the most likely crossing sites. 284

: when maximum combat power is near the river, 285
know that the company commander will retain a
reserve platoon, if possible, and select sup-
plementary positions for the reserve to provide
depth in the event of enemy crossings and to defend
against enemy airmobile or parachute troops .

: when minimum combat power is on the river line 286
and his platoon is assigned a forward defense mission,
know that the squads will occupy one or more strong
points to cover likely enemy approaches from the
river to fix the enemy by fire so the battalion reserve
can counterattack at the best time to destroy the
enemy .

He will : know that the fire support from organic, attached, 287
and supporting weapons is generally the same as in
the area defense with the following additional re-
quirements directly pertinent to IRSL's and IFTL's as
applicable within their sectors of responsibility:

- (1) Know the locations and designations of support-
ing fires planned on possible enemy assembly
areas suitable for massing and launching cross-
ing equipment, on possible enemy approaches to
the far bank of the river, on the river at possible
crossing sites, and on exits from the river on the
near bank.
- (2) Know the locations and designations of time fires
planned for delivery when the enemy is crossing
the river.
- (3) Call for appropriate planned fires when conduct-
ing the defense or when patrolling with the
knowledge that a call for fire, including the
shifting of fires, provides a precise report of
the description and location of the enemy with
prompt and effective engagement possible upon
approval of the call for fire.
- (4) Position organic (mechanized squad) or attached
machineguns to cover likely crossing sites and
their approaches; take advantage of the usually
excellent fields of fire along the river for delivery
of grazing enfilade fire; and establish FPL's to
give grazing fire on the river or near bank.

- (5) Make maximum use of antitank weapons (LAW) and position attached antitank weapons and tanks (if available) to cover likely approaches and crossing sites for amphibious armored vehicles with assault boats or other enemy crossing equipment as secondary targets.
- (6) Use Claymores to increase the availability of grazing fire covering the river within the squad sector, when practicable; and recommend, obtain approval, and supervise the emplacement of anti-personnel and antitank mines on likely exits from the river within the squad sector, particularly where the slope of the stream bank facilitates the exit of amphibious armored vehicles.
- (7) After coordination with the platoon leader, designate and supervise the preparation of alternate positions for organic and attached crew-served weapons, including armored vehicles, as a defense against the enemy's ability to develop resistance over time in a prolonged defense.

He must : recognize that water levels may vary rapidly and significantly in canals and streams as a direct result of tidal flow, heavy rains, the rapid melting of snow cover, or the impoundment or release of water through enemy control of locks and dams. 288

: during reconnaissance for and occupation of defensive positions on stream lines, identify the high water mark as indicated by lodged driftwood, erosion, silted areas, etc.; promptly report the identification of high water marks that are above tentatively designated fighting positions; and coordinate the location of fighting positions within his squad sector with his platoon leader to avoid flooded fighting holes and to gain the best fields of observation and fire. 289

: select specific landmarks or place stakes at the water's edge to indicate water level; keep the markers under observation; and promptly report any significant change in water level, e.g., a rise or fall of six inches in two hours. 290

- He will** : know that heavy fog frequently forms over rivers and canals, particularly from early evening through late morning; anticipate enemy attempts to use fog or a combination of fog and darkness to cross patrols or to force a crossing in strength; and habitually use tripods, bipods, stakes, and improvised means to ensure coverage of the squad sector with effective grazing fire despite limited visibility. 291
- : increase the number of alert sentries and promptly report the formation of fog that significantly reduces visibility within the squad sector, e.g., "Visibility within my squad sector is limited to 30 meters by fog and falling darkness. Alert increased to 50 per cent." Report the dispersion of fog in a like manner. 292
- He must** : recognize that the formation of thick ice on a stream line will facilitate crossing by enemy foot troops and vehicles; promptly report the existence and thickness of ice forming on a water obstacle within his area of responsibility. 293
- : know that cratering charges connected with primer cord and detonated simultaneously will break up ice and that accurate indirect fires may serve the same purpose; recognize that floating ice and areas of thin, newly formed ice will increase the difficulty of enemy crossing even if new ice continues to form after breaking with demolition charges and indirect fire. 294
- : use demolitions and adjust indirect fires to break up ice on the water obstacle within his squad sector as directed by his platoon leader. 295
- He will** : promptly report the receipt of continuing enemy direct or indirect fires received within his squad sector; interpret such fires as possible enemy preparation to force a crossing; bring his squad and attachments to full alert; and designate enemy target locations for counterfire when possible. 296
- : anticipate that enemy smoke screens may be established along a contested river line with smoke generators, aircraft, and HC or WP shell; promptly report enemy use of smoke on either bank of the stream; interpret enemy use of smoke as possible preparation to force a crossing; and bring his squad and attachments to full alert when the enemy commences use of smoke within or adjacent to his squad sector. 297

- He must : anticipate enemy attempts to cross a water obstacle with airborne or airmobile troops; promptly report the number, type, direction of flight, and activity (strafing, dropping parachutists) of observed enemy or unidentified aircraft; and order and supervise the engagement of identified enemy aircraft within range in accordance with unit SOP. 298
- He will : know that friendly activity on the enemy side of a water obstacle may include aerial and ground reconnaissance, the establishment of combat outposts (COP), and aggressive patrolling, i.e., security and surveillance measures on the far bank are similar to those used in the area defense except that means of withdrawal are provided. 299
- : when the COP is located on the far bank, anticipate that amphibious vehicles or other means of crossing will be provided for an orderly withdrawal unless bridges or fords are left intact for this purpose. 300
- : anticipate that local security elements from forward platoons or reserve units will patrol the far bank to detect enemy movement and know that provisions for their withdrawal may include boats, ropes, and use of smoke to cover withdrawal. 301
- : when defending on the near side of a water obstacle, know specifically what friendly forces are operating on the far bank opposite his squad sector; coordinate the movement of friendly patrols through his squad sector; and cover the initial crossing and return of friendly patrols to ensure against mistaken delivery of fire upon friendly personnel. 302
- He must : on order, supervise his squad and attached personnel (e.g., demolitions specialists) during tasks specified by the commander to take maximum advantage of a water obstacle, e.g.: 303
- (1) Preparation of bridges, boats, and barges for demolition.
 - (2) Installation of barbed wire entanglements and mines at fords and other likely crossing sites.
 - (3) Destruction of crossing facilities on order as soon as security forces are withdrawn.

- (4) Designation of enemy targets suitable for engagement by planned indirect fires, armed helicopters, and tactical air support against enemy preparations and attempts to cross.

He will : recognize the enemy's need to conduct reconnaissance on both sides of a water obstacle, i.e., to locate and avoid or develop organized resistance; forestall enemy attempt to cross patrols and infiltrators within his squad sector by maintaining vigilant surveillance and delivering timely and effective fire; and further limit the success of enemy reconnaissance by using camouflage, concealment, and cover and by maintaining light and noise discipline. 304

: anticipate that the enemy will use feints and other diversionary tactics to conceal intent to force a crossing at a specified site and emphasize to his IFTL's and men the need to report any enemy activity promptly and factually to provide a basis for decisions at higher headquarters, e.g., a decision to commit the reserve rifle platoon to forestall a crossing within the company sector of responsibility. 305

He must : conduct the defense of a water obstacle in essentially the same manner as in the area defense with emphasis upon destruction of the enemy, including enemy crossing equipment, to prevent a crossing. 306

13. THE IRSL WILL PLAN AND DIRECT HIS SQUAD'S PREPARATION AND DEFENSE OF A ROAD BLOCK.

He will : know that a road block is used to stop or delay enemy movement along a designated approach route. 307

: know that the force defending a road block may vary from a few men, e.g., a squad or fire team, to a reinforced company and that road blocks are employed to the front, flanks, and rear of friendly units as security measures. 308

: know that road blocks are used during retrograde operations to slow the enemy's advance and prevent enemy exploitation and, in offensive operations, to protect the flanks of advancing friendly columns, as well as in the enemy's rear to prevent enemy withdrawal or reinforcement. 309

: know that a useful road block site:

310

- (1) Blocks the avenue of approach and is difficult to by-pass.
- (2) Takes advantage of natural obstacles, such as steep hills, sharp curves, road cuts and fills, streams, marshes, and ravines which can be increased in usefulness to halt the enemy by the installation of man-made obstacles such as mines, craters, barbed wire, and log cribs.
- (3) Has good observation and the approaches to the road block can be covered with effective fire from covered and relatively inaccessible surface firing positions, i.e., the site is easy to defend.
- (4) Provides concealment for troops and for man-made obstacles, such as mines and demolitions, which will take the enemy by surprise when it is too late for him to withdraw.
- (5) When the terrain permits, has enemy approaches to the road-block position that are easily visible from the air to facilitate use of armed helicopters and close air support in defense of the position, e.g., the absence of a canopy of vegetation over the enemy approaches aids attack by friendly aircraft.
- (6) Has good routes to the rear to facilitate rapid re-supply, evacuation, reinforcement, or withdrawal.

He must : when he is directed to establish a road block with his squad, employ logical troop-leading steps when planning the construction and defense of a road block, i.e.:

311

- (1) Make a terrain analysis from a map or ground reconnaissance.
- (2) Estimate the material and equipment required for the construction of obstacles and troop positions, e.g., number and types of mines and cratering charges, chain saw, pioneer tools, sandbags, etc.
- (3) Make a tentative tactical plan.

: ensure that the tentative tactical plan includes: 312

- (1) A detailed fire plan with fire control measures, specifically assigned sectors of fire, and a signal for opening fire, including the detonation of Claymores and electrically detonated demolition charges, and planned delivery of indirect fires.
- (2) Troop and weapons locations from which effective fire can be delivered on the obstacle, its flanks, approaches to the obstacle, and on likely enemy approaches to the defender's positions.
- (3) A withdrawal plan utilizing covered and concealed routes; smoke, and indirect fires, if needed, to break contact and cover the withdrawal; and plans for the occupation and defense of successive positions as required by the mission.

He will : prepare to defend in the following sequence: 313

- (1) Establish 360-degree security.
- (2) Simultaneously construct obstacles, clear fields of fire, and establish communications to the rear, e.g., use radio initially and arrange for installation of wire communication as time permits.
- (3) Construct emplacements and shelters, secondary obstacles, and improve communications routes to the rear.
- (4) Habitually anticipate enemy attempts to outflank a road block; refuse the flanks; and install obstacles (e.g., mines, if authorized), and plan fires and surveillance to block such attempts.

He must : conduct the road block defense: 314

- (1) Have the forward security element warn of enemy approach and fall back to the defensive area (road block fighting positions) without firing or drawing enemy fire, if possible.
- (2) Achieve surprise, if possible, by letting the enemy reach the blocking obstacle, i.e., fully expose his forward elements, before firing, then place maximum fire on the enemy at the obstacle and on approaches.

- (3) Shift direct and indirect fires to likely enemy positions and avenues of approach as the enemy deploys. (During limited visibility this must stem from foreknowledge of the terrain gained by thorough reconnaissance and the application of preplanned fires.)
- (4) Keep the next higher commander informed and request permission to withdraw before the enemy can assault the defense positions at the road block.

He will : recognize the relationships between the establishment of a road block and the establishment of a stream or canal block to control or prohibit the movement of waterborne traffic and apply the pertinent principles when assigned a mission of blocking a water route. 315

14. THE IRSL WILL DIRECT HIS SQUAD IN PREPARING AND CONDUCTING A DEFENSE AGAINST TANKS.

He will : know and adhere to the IRPL's defense plans and measures designed to destroy enemy armor or canalize it into areas where it will be vulnerable to planned antitank fires, i.e., ensure that his squad digs in for protection against tanks, emplaces antitank and anti-personnel obstacles (including mines, when authorized) as directed by the IRPL, employs antitank weapons (e.g., LAW) to cover avenues of armor approach, and plans the delivery of available artillery and mortar fire on advancing armor and accompanying dismounted enemy. 316

: anticipate that the IRPL will emplace antitank weapons, including tanks, within the squad defense area; with the aid of fire team leaders, coordinate the actions of squad members with attached or supporting antitank weapons to ensure mutual support, protection, and teamwork in target acquisition and fire delivery. 317

: coordinate the preparation of range cards for organic and attached antitank and small arms weapons to ensure accurate fire delivery during all levels of visibility with due attention to the support available from supporting antitank weapons within or adjacent to the squad defense area that have been emplaced and assigned principal directions of fire by the IRPL in overall support of the platoon defense area. 318

: ensure that small arms fires, indirect fires, and AP mines cover natural and man-made obstacles to prevent the enemy from breaching the obstacles. 319

: when defending against tanks in timbered terrain, recognize that while trees larger than eight inches in diameter provide some protection against armor, use of PD fuze from tank guns (or indirect fires) will cause tree bursts over the squad defense area and bring down large branches and tree tops to cause casualties; give the preparation of overhead cover for fighting positions a high priority. 320

: ensure that all squad members can identify or recognize enemy armored vehicles and know what parts of the vehicles are most vulnerable to attack with available weapons, e.g., suspension systems often are vulnerable and the breaking of a track may immobilize the vehicle; armor is usually least thick on the sides and rear of tanks; and grilled engine compartments make the vehicle vulnerable to attack with Molotov cocktails. 321

He must : with the coordinated aid of his fire team leaders, conduct the squad's antitank defense, i.e.: 322

- (1) Ensure that he and his fire team leaders occupy positions selected to gain the best possible overlapping observation of the squad sector with emphasis upon observation on likely armor approaches and the control of fires covering such approaches.**
- (2) Ensure that alert security personnel are posted and relieved to provide continuous observation of the squad sector; emphasize the necessity to report immediately the sight or sound of enemy armor approach; and to alert all personnel to man their weapons against a detected enemy threat.**
- (3) Ensure that forward security personnel withdraw to their prepared primary positions to avoid enemy fires and to facilitate the delivery of friendly fires.**
- (4) Designate targets and direct and control the delivery of fire with available antitank weapons as soon as enemy armor is within effective range.**

- (5) Direct and control the delivery of heavy direct and indirect fires upon dismounted enemy infantry accompanying enemy armor to prevent an effective combined attack.
- (6) Keep the IRPL informed of the situation commencing with the initial detection of the enemy and throughout the action.
- (7) If the enemy penetrates the FEBA in a mounted attack, direct and control the delivery of on-call friendly indirect fires on the enemy infantry as they dismount; ensure the delivery of small arms fire on carrier exits; and destroy as many carriers as possible with anti-tank fires.
- (8) Make maximum use of tank-killing devices (e.g., LAW) to destroy enemy tanks and armored personnel carriers as they pass by foxholes and other fighting positions.
- (9) Keep personnel in position and continue to defend after enemy armor has passed over the position.

- He will : anticipate that his squad may be formed into tank-hunter teams to destroy enemy tanks either within or forward of the battle area and know that tank-hunter teams are particularly effective in enemy rear areas. 323
- : know that a tank-hunter team normally consists of a leader, a tank-destroying element, and an automatic weapons element and that a fire team equipped with individual weapons, LAW's, antitank mines, and unconventional weapons such as Molotov cocktails can function effectively as tank-hunter teams in areas where cover and concealment are adequate. 324
- : maintain fire team integrity when organizing tank-hunter teams unless otherwise instructed and lead the least-experienced fire team himself. 325
- : emphasize the need for tank-hunter teams to use stealth and concealment to gain the surprise vital to success and to withdraw along a preplanned route immediately after firing one or more rounds, i.e., each attack by a tank-hunter team is a miniature raid and must be so planned and executed. 326

- : ensure that any tank-hunter team operating in the enemy's rear area has radio communication to call for and adjust fire to cover their withdrawal, to report enemy information, to call for fire on targets of opportunity, and to request helicopter evacuation, re-supply, extraction, and helicopter fire support. 327
15. ON ORDER, THE IRSL WILL PLAN AND CONDUCT A RELIEF IN PLACE BY HIS SQUAD OF ANOTHER LIKE-SIZE UNIT AS AN INTEGRAL PART OF HIS PARENT PLATOON AND COOPERATE WITH THE RELIEVING UNIT WHEN HIS UNIT IS BEING RELIEVED.
- He will : know that a relief in place is the tactical replacement of one unit by another to restore or maintain the combat efficiency of the relieved unit or to use it elsewhere; that secrecy is essential in preparing and conducting the relief; and that the relief usually takes place under cover of darkness to reduce the chance of detection. 328
- : know that troops are most vulnerable to enemy action during the period when the relief is being made and that only portions of the forward platoon are relieved at any one time to avoid any unnecessary concentration of troops or confusion. 329
- : anticipate that the incoming (relieving) IRPL will make plans for the relief including when and who will conduct the reconnaissance; coordinate with the unit to be relieved on responsibility for command during the relief, possible exchange of crew-served weapons and equipment, guides, liaison representatives, and security; and announce when and where the detailed platoon order will be issued covering the relief. 330
- : anticipate that the outgoing IRPL (one being relieved) will have the PSG or another representative conduct a reconnaissance of the unit's new position during initial coordination for the relief and issue orders covering the platoon's action upon being relieved. 331
- He must : know that the incoming IRPL's reconnaissance party prior to the conduct of a relief usually will include the platoon's squad leaders, PSG, FO, and leader of any element attached to the platoon, but that security restrictions may limit the size of the reconnaissance party by eliminating the IRSL's. 332

- : upon being designated as a member of the incoming IRPL's reconnaissance party, place the senior fire team leader in command of the squad; specify any preparatory action to be taken by the squad members during his absence; and join the incoming IRPL at the designated time and place to receive instructions pertinent to the daylight reconnaissance of the new position. 333
- : determine, if not announced earlier, any mission projected for his squad during the later movement of the parent unit to the location of the unit to be relieved and conduct a visual reconnaissance en route toward the accomplishment of the projected mission, e.g., his squad or elements of it may be required to serve as point, flank, or rear security for the parent unit during later movement over the same route. 334
- : note the location and characteristics of the platoon release point as designated by the incoming company commander upon arrival in the new defense area and the direction, distance, and characteristics of the route from the platoon release point to the squad release point designated by the incoming IRPL. 335
- : as directed by the incoming IRPL, accompany the reconnaissance party during the joint reconnaissance of the entire platoon defense area. (Time limitations or security restrictions may prohibit the IRSL's from accompanying the IRPL's in a joint reconnaissance and each incoming IRSL may be directed by the incoming IRPL to limit reconnaissance to the specific squad sector to be occupied upon relief. As a minimum, each incoming IRSL should make a map reconnaissance of the entire platoon defense area.) 336
- : join the appropriate outgoing IRSL at the squad release point and conduct a detailed, joint reconnaissance with specific attention to the following: 337
- (1) Recognition that the relief will occur during darkness and that the reconnaissance must prepare the incoming IRSL to occupy the new position with his men, weapons, equipment, and attachments secretly with strong emphasis upon the maintenance of strict light and noise discipline throughout the conduct of the relief.
 - (2) The location and physical characteristics of the squad release point as designated by the incoming IRPL.

- (3) The direction (magnetic azimuth), distance (paced, if necessary), and characteristics of the route from the squad release point to the squad assembly area and the characteristics of the squad assembly area.
- (4) The direction, distances, and characteristics of the route from the squad assembly area to the IRSL's fighting position on the FEBA (or COP).
- (5) The existence, location, and serviceability of the wire lines and terminals running from the IRSL's fighting position to the platoon CP-OP and to forward security positions for which the squad is responsible. (If no wire is installed, request installation of dual lines, each over a separate route, to the CP-OP and to appropriate security positions prior to darkness or arrange for the installation of a "hot loop" with the incoming IRPL on the basis of unit SOP.)
- (6) Obtaining or making a sketch of the squad defense sector to show:
 - (a) The location of each fighting position, including labeled designations of weapon(s), sector(s) of fire, Claymores, trip flares, etc., for which the occupant(s) of the position are responsible.
 - (b) The locations of likely enemy approach routes into the squad sector and location and types of obstacles (mines, barbed wire) used to deter enemy entry.
 - (c) The locations and designations of artillery and mortar targets and final protective fires available for defense of the squad sector.
 - (d) The locations, manning schedules, and communications pertinent to any security positions forward of the squad's primary fighting positions and the routes to and from such positions.
 - (e) The location and extent of any dead space within the squad defense sector that is not covered by immediately available fire from an organic or attached weapon, including plans for coverage upon occupation.

- (f) The location, extent of preparation, and routes to and from alternate and supplementary positions pertinent to the squad and attachments.
 - (g) Known or suspected enemy positions to the front or flanks of the squad sector, i.e., within daylight view of any squad member.
 - (h) Locations and routes to the adjacent squads' (or platoon's) flank positions with whom coordination must be effected.
 - (i) The locations, types, and applicable markings of any enemy or friendly trip-wired devices or duds within or forward of the squad sector or on routes likely to be used by friendly personnel.
 - (j) The direction and distance from the IRSL's fighting position to the parent platoon's CP-OP, to the company CP, to the company ammunition supply point, and to the company aid station. (Record azimuths in degrees and distances in meters if no well-formed or marked trails exist.)
- (7) Upon obtaining or completing the sketch, verify or correct it by personal reconnaissance with the IRSL that is to be relieved with due attention to an appropriate priority and to the time available for reconnaissance.
- (8) Check each primary fighting position to ensure adequacy of preparation for effective limited visibility defense by briefly occupying the position and thoughtfully assuming the role(s) of the occupant(s); determine what ammunition, rations, supplies, etc., are to be left on each position; and request any assistance required to ensure the conduct of an effective relief and subsequent defense by the incoming troops.
- (9) Note any variations in personnel or weapons strength that exist between the squads and plan effective adjustments, e.g., a seven-man squad may be required to relieve a ten-man squad or vice versa.

- (10) Upon completion of the reconnaissance of the squad sector, reconnoiter the route from the IRSL's fighting position to the platoon CP-OP; rejoin the incoming IRPL; report the results of the reconnaissance; and seek coordination and confirmation of any requests made of the outgoing unit.
- (11) If time permits, locate the company ammunition supply point, CP, aid station, and helicopter LZ on the ground (or on the IRPL's map, as a minimum requirement).

- He will : know that the outgoing IRPL and the outgoing IRSL's are responsible for the defense of the platoon area until all of the incoming platoon is in position and under the effective control of the incoming IRPL, then the incoming IRPL assumes responsibility (unless special conditions are specified in the company commander's order); and that the same exchange of responsibility is effected at squad level. 338
- : know that in the event of an attack prior to completing the relief, the outgoing leaders at all levels will conduct the defense with both the incoming and outgoing elements that are in position; advise his fire team leaders and men accordingly. 339
- : know that incoming leaders at all levels, from fire team upward, must report readiness to exchange responsibility during the conduct of the relief and that verification of the exchange must come from the incoming IRPL as specified by the incoming company commander prior to the departure of the outgoing IRSL's from their squad sectors. 340
- : know that the exchange of crew-served weapons and certain items of equipment (except radios) will reduce noise, speed up the relief, and aid to maintain the existing fire plan, e.g., machineguns or the tripods of machineguns emplaced to deliver fire on the FPL and wire lines and telephones already installed. 341
- : anticipate that the platoon order (or warning order) will specify the crew-served weapons to be exchanged to speed the relief and ensure the effective delivery of fires. 342

- : anticipate that the platoon order (or warning order) will specify the delivery by the outgoing units of certain amounts and types of ammunition, range cards, wire lines, fortification materials (e.g., sandbags and concertina), and communication equipment, except radios; note specifically what is to be received by his squad from the outgoing squad. 343
- He must : know that the incoming IRPL will arrange with the outgoing IRPL to provide personnel to meet the incoming platoon at the platoon release point and guide it to the squad release point where squad guides meet and lead each squad forward to the squad assembly area. 344
- : know that the outgoing platoon and squads provide their own guides for their movement to the rear on the basis of the earlier reconnaissance by the outgoing PSG; that the squad assembly areas are common to both squad-size units; and that the outgoing squads move from their respective squad assembly areas to the outgoing platoon assembly area with their own guides who have previously reconnoitered and learned the routes to be used. 345
- : anticipate that weapons squad crews and weapons will be attached for movement to the rifle squad in whose area they have been (outgoing) or will be (incoming) employed and that they may revert to specified control upon completion of the movement, e.g., an antitank gun may be attached to an incoming squad during movement to a position within the squad sector, then revert to platoon control upon occupation of the position designated for it. 346
- : know that a key NCO (normally the weapons squad leader) will serve as a liaison representative from each of the two platoons involved in the relief; that the liaison NCO from the incoming platoon accompanies the incoming IRPL on the reconnaissance of the platoon defense area, remains with the outgoing unit pending the relief to keep abreast of the situation and learn as much about the area as possible, and reports to the incoming IRPL at the platoon release point when the incoming platoon arrives to inform the incoming IRPL of any changes that have occurred. 347

- : inform the incoming IRPL and the incoming liaison NCO of any requirements needing attention within the squad sector he is to occupy upon relief of the outgoing unit, e.g., the installation of communications wire, the staking of sectors of fire, disposal of duds or unauthorized trip-wired devices, or the completion of alternate positions for crew-served weapons; and request that the work be expedited by the liaison NCO. 348
- : know that the liaison NCO of the outgoing platoon remains on the FEBA (usually at the platoon CP-OP) after the relief to assist the incoming IRPL and IRSL's and provide information on any problems that arise in connection with the defense of the position. 349
- He will : employ, and warn his fire team leaders and men to employ, all possible security measures to deny the enemy knowledge of the relief, e.g.:
- (1) Limit his movement and activities as a member of the reconnaissance party in strict accordance with the IRPL's instructions, e.g., daylight reconnaissance may be limited to an area to the rear of a line formed by the primary fighting positions and reconnaissance of forward security positions may be prohibited except as they are visible from the primary positions.
 - (2) Establish and maintain communications security, e.g., anticipate maintenance of radio silence by the incoming units and probable use of the outgoing former call signs, frequencies, and authentication codes when radio silence is lifted upon completion of the relief. (Use of different call signs and frequencies upon relief of a unit would indicate to enemy radio monitoring and direction-finding units that a relief probably had occurred.)
 - (3) Restrict and rigidly control the movement of men and vehicles.
 - (4) Rigidly enforce light and noise discipline.
 - (5) Ensure an uninterrupted continuation of use of supporting fires, patrolling as directed by the incoming IRPL (e.g., contact patrols), and maintenance of local security.

- (6) Relieve local security elements of the outgoing unit last to take maximum advantage of their knowledge of the terrain and the situation as gained during unlimited visibility.

He must : receive the incoming IRPL's order covering the relief and issue a timely and detailed squad order including specific coverage of the following: 351

- (1) The location of squad foxholes and crew-served weapons positions with assignments by name to each position and specific instructions for each position as determined during the reconnaissance and as shown on the sketch of the squad sector.
- (2) Times for movement from the current location and for the relief to begin and end.
- (3) Routes and march formation with an intra-squad formation tailored to the order of occupancy of the new positions, including attachments, unless a security mission en route dictates otherwise. (Tailoring the march formation will reduce movement and confusion in the squad assembly area.)
- (4) Method of relief to be utilized, e.g., by fire teams, with appropriate attachments, with designation of the fire team initially to move to the new positions from the squad assembly area.
- (5) Security requirements en route and within that part of the squad sector to be occupied by each fire team and attachments.
- (6) Actions to be taken in the event of an enemy attack during the relief, i.e., incoming units in position function under the outgoing IRSL; personnel not in position take cover and react promptly to the orders of incoming leaders on the basis of instructions from the outgoing IRSL as to specific support that can be rendered.
- (7) Use of the challenge and password with warning against possible mistaken delivery of fire during the relief, particularly as pertains to friendly patrols and local security known to be operating forward of the primary positions during the conduct of the relief.
- (8) Signals for delivery and lifting of final protective fires.

(9) Coordination with adjacent flank units.

- : use the sketch made during the daylight reconnaissance and a schematic (e.g., drawn on the ground with a stick) to clearly illustrate the movement of his squad and the platoon from the platoon release point to individual fighting positions. (See Figure 32, p. 144, FM 7-15, Hq. DA, 10 March 1965.) 352
- : if time and security requirements permit, form the squad and attachments and walk through the relief using reduced distances so that each member of the squad can fix his relative position and order of movement as it must occur during the conduct of the relief. 353
- : if he is denied the opportunity to accompany the incoming IRPL on the daylight reconnaissance of the new positions, obtain as much detail as possible from the incoming IRPL, plan his conduct of the relief on the basis of the orders and information provided, and list any items requiring additional coordination with the outgoing IRSL during the relief at the new position. 354
- : employ his fire team leaders to the maximum degree possible during preparation for and during the conduct of the relief to increase effective control and coordination and to ensure that his subordinates learn, i.e., gain useful and meaningful professional experience toward becoming fully qualified IRSL's. 355
- He will : direct and supervise the relief by his incoming squad and attachments, i.e.: 356
- (1) At the designated time, move his squad as a part of the parent platoon over the designated route to the platoon release point, thence to the squad release point designated by the incoming IRPL.
 - (2) At the squad release point, identify the guide from the outgoing squad that his squad is to relieve and move his squad and attachments to the appropriate squad assembly area.
 - (3) Coordinate with the outgoing IRSL on the final details of the relief, including delivery of any materiel to be turned over in the exchange to ensure effective fire and reduce noise.

- (4) Escort one incoming fire team and the appropriate attached personnel to one-half of the squad defense sector and supervise the relief of the outgoing personnel, including a thorough orientation of each incoming soldier by the outgoing soldier on the position where each relief occurs; establish flank contact; and, finally, relieve the outgoing local security in that portion of the squad sector.
- (5) Repeat the relief process in the remainder of the squad sector, ensuring that all outgoing personnel relieved move to the appropriate squad assembly area.
- (6) Upon completion of the relief, notify the incoming IRPL and obtain verification of approval for the outgoing IRSL and his men to depart the squad assembly area for the outgoing platoon assembly area.

He must : after effecting a relief during darkness, walk his squad sector at first light with his fire team leaders accompanying him within their respective sectors, and instruct his men to commence any work necessary to improve the fighting positions and otherwise increase the overall effectiveness of the defense. 357

: inventory and inspect all ammunition and materiel left on the position by the outgoing unit during darkness and report the status to the IRPL. 358

He will : when serving as IRSL of an outgoing unit, habitually cooperate with incoming leaders and their men and seek to effect an efficient relief and to turn over the best possible defensive sector to the incoming IRSL of the relieving unit. 359

16. THE IRSL WILL PLAN AND DIRECT THE PREPARATION AND CONDUCT OF THE DEFENSE BY A MECHANIZED RIFLE SQUAD.

He will : know that, when dismounted, the mechanized rifle squad is employed in the defense in much the same manner as any other rifle squad. 360

: know that the major differences in employment of the mechanized rifle squad are: 361

- (1) The carrier-mounted weapon may be employed while mounted or it may be dismounted, integrated in the squad defensive sector, and fired from a tripod.
- (2) Maintenance must be performed on the carrier continually and the squad members must contribute to maintaining the vehicle as required.
- (3) The machinegun organic to the mechanized rifle squad usually will be integrated into the squad defensive sector and manned by a rifleman to increase total firepower and the employment of this weapon frequently will be specified by the IRPL.
- (4) Maximum use must be made of carriers for rapid movement of the squad with minimum fatigue and to gain protection for squad members from small arms fire and fragmentation weapons, e.g., movement to and timely withdrawal from the COP is vastly facilitated by the use of carriers in a defensive situation and fire from the carrier-mounted weapon may be used to cover such a withdrawal.

: anticipate that the IRPL will specify the employment of carriers in each defensive situation and know that carriers employed in defense may be:

362

- (1) Positioned on the reverse slope to provide security to the flanks and rear.
- (2) Held in secured, covered, and concealed positions in the rear of the platoon until needed for movement.
- (3) Positioned to support by fire from hull defilade.
- (4) Employed for evacuation and resupply in emergency situations with the approval of the IRPL.
- (5) Used to provide additional radio communication, particularly on the COP when the fire teams of the squad must be separated to man outguard positions.

- He must :** avoid placing carriers in firing positions which expose them to antitank fire or air attack. 363
- :** when operating against guerrillas, anticipate that any exposed, unguarded carrier may be destroyed, sabotaged, boobytrapped, or captured and driven away by guerrillas; habitually secure the carrier, with particular emphasis on security during limited visibility. 364
- He will :** when the carrier is used to protect the flanks and rear, designate the position for the carrier to take maximum advantage of cover and concealment and require the driver to camouflage the vehicle, man the mounted weapon, and fire at appropriate surface and air targets in accordance with unit SOP. 365
- :** when the carrier is placed close to the rear of the unit in a covered and concealed position, provide security, require the vehicle to be camouflaged, and ensure that track marks are concealed to avoid disclosure of the position to enemy air or ground observers. 366
- :** when the carrier is to support by fire, emplace it in hull defilade so that only the weapon is clear to fire over the crest (ensure that the weapon's minimum elevation can be applied without obstruction of fire), use sandbags for protection if mobility is not hindered, and ensure that the vehicle is adequately camouflaged. 367
- :** know and ensure that the driver and all squad members know the alternate and supplementary positions designated for the carrier, particularly when such positions may also be used for squad or fire team rallying points, e.g., as in a withdrawal on signal from the COP. 368