

AD 711340

(Handwritten signature/initials)

SECOND QUARTERLY LETTER REPORT

AREA ORDER NUMBER 660

CONTRACT NUMBER N00014-67-A-0077-0006

PROJECT CODE NUMBER 00173-7-006252

31 DECEMBER 1967

OFFICE OF NAVAL RESEARCH

PROF. GEORGE J. WOLGA 607-275-3962

1 JANUARY 1967

PROF. C. L. TANG 607-275-4085

\$80,000.00

RESEARCH ON MOLECULAR LASERS

434,684

DDC
RECEIVED
SEP 11 1970
B/K

(1)

Distribution of this document is unlimited.

Reproduced by the
CLEARINGHOUSE
for Federal Scientific & Technical
Information Springfield Va. 22151

This work was supported under Navy Contract N00014-67-A-0077-0006. This research is part of Project DEFENDER under the joint sponsorship of the Advanced Research Projects Agency, the Office of Naval Research, and the Department of Defense.

This document has been approved for public release and sale; its distribution is unlimited.

During this second quarterly period the frequency selective molecular laser was fitted with an echellette grating having larger angular dispersion so that operation on individual rotation-vibration transitions was reliably obtained for N_2O-N_2-He as well as for CO_2-N_2-He . As was already indicated in the first Quarterly Report, power output is in the 5-20 watt range over most of the P and R branch transitions (00^1-10^0) of CO_2 . Individual oscillation on P-2 to P-44 inclusively and on R-0 to R-44 inclusively is obtained for the above transition in CO_2 . This discreet spectrum is spread over a region of about 1.0 micron which is about 10% of the center wavelength.

Experiments have been performed to measure the gain of CO_2-N_2-He gas lasers on individual rotation-vibration transitions in the P and R branches of CO_2 around 10.6 μ m. The differential gain coefficient α , m^{-1} was measured on P-2 to P-44 inclusively and on R-0 to R-44 inclusively. Plots of our results are included with this report. The maximum on axis, small signal gain for our 1.06 meter long amplifier was 2.0 on the P-18 transition corresponding to α equal $0.65m^{-1}$. Both P and R branches showed peak gain for $J=18$ (lower level) indicating that the total inversion of 00^1 relative to 10^0 was greater than 1.1. We shall repeat these measurements with a frequency stabilized and acoustically isolated laser so as to obtain more precise gain measurements. These results will be used to determine the distribution of excited state population among the rotational levels and to determine the appropriate rotational temperatures if rotational thermal equilibrium is indeed found to exist.

Experiments were performed to measure the power level at which each rotation-vibration transition began to saturate in our 1.06 meter long amplifier tube. Data has been obtained but additional work at higher power levels remains to be done. Preliminary results indicate that at an input power level of 200 m watt in a 1/4

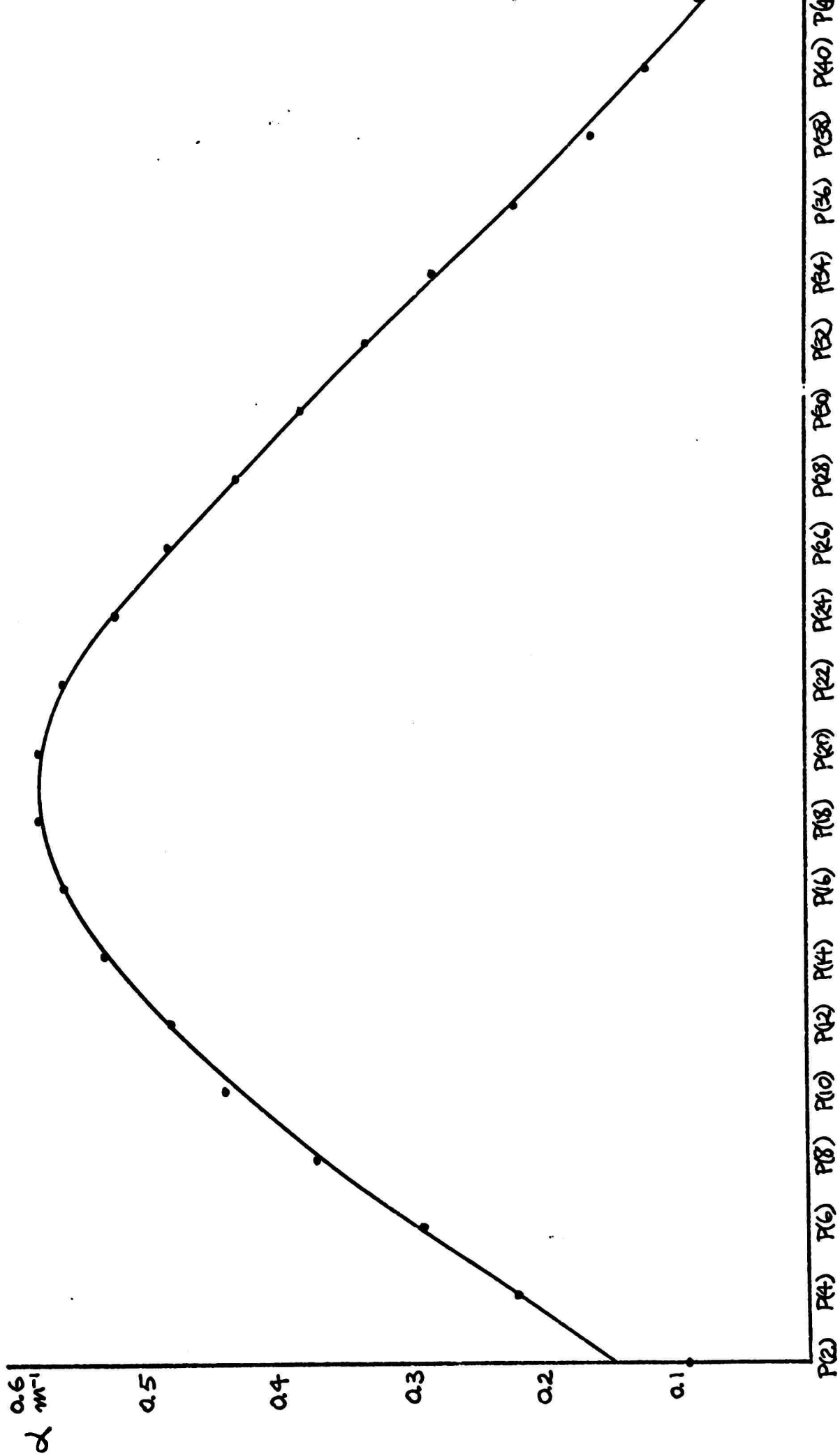
inch diameter beam the gain on P-18 deviated from linearity by 7.5% due to saturation in the 1.06 meter active length. A representative data plot is included with this report. Information concerning power saturation may be used in conjunction with variable operating conditions in the gas discharge to infer information concerning pumping and relaxation processes. In addition, the saturation properties of a single frequency CO_2 laser must be determined for successful prediction of saturated power output from an oscillator-amplifier system.

Considerable experience has been obtained concerning the characteristics of lasers operated with gratings as end mirrors. It has been found possible to use the grating as a variable coupling output mirror in such lasers in addition to its function as an internal wavelength selector.


A stable CO_2 - N_2 -He laser is under construction for experiments to attempt to observe a Lamb dip under single axial mode, single frequency operation. Such experiments will be carried out during the next quarterly period.

Gain and saturation measurements on the N_2O - N_2 -He molecular laser will commence during the next quarterly period.

A Q-switch CO_2 - N_2 -He laser is under construction for the optical transient nutation experiment. This experiment is undertaken to obtain information concerning rotational relaxation times in the lasing states of CO_2 .

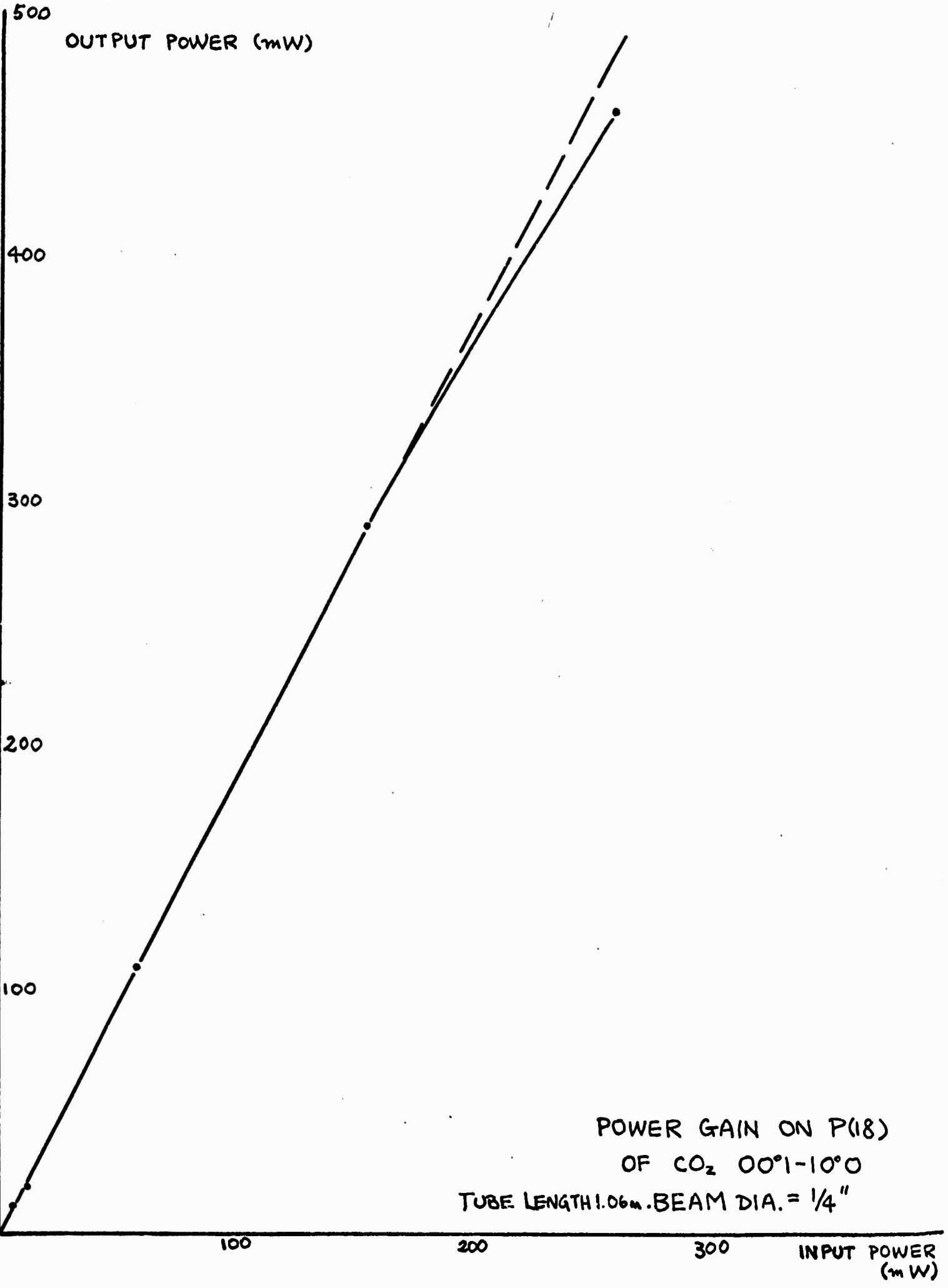


OPTICAL GAIN COEFFICIENT FOR P-BRANCH
TRANSITIONS IN CO_2 $00^0_1-10^0_0$



OPTICAL GAIN COEFFICIENT FOR R-BRANCH
TRANSITIONS IN CO_2 00^1-10^0

OUTPUT POWER (mW)



POWER GAIN ON P(18)
OF CO₂ 00°1-10°0

TUBE LENGTH 1.06m. BEAM DIA. = 1/4"

INPUT POWER (mW)

DOCUMENT CONTROL DATA - R&D

(Security classification of title, body of abstract and indexing annotation must be entered when the overall report is classified)

1. ORIGINATING ACTIVITY (Corporate author) Cornell University Ithaca, New York 14850		2a. REPORT SECURITY CLASSIFICATION Unclassified	
		2b. GROUP N/A	
3. REPORT TITLE RESEARCH ON MOLECULAR LASERS			
4. DESCRIPTIVE NOTES (Type of report and inclusive dates) Semi Annual Letter Report			
5. AUTHOR(S) (Last name, first name, initial) Wolga, George J. Tang, Chung L.			
6. REPORT DATE 1 August 1967		7a. TOTAL NO. OF PAGES 5	7b. NO. OF REFS 0
8a. CONTRACT OR GRANT NO. N00014-67-A-0077		8b. ORIGINATOR'S REPORT NUMBER(S) Second Quarterly Letter Report	
a. PROJECT NO. Task 0006		8c. OTHER REPORT NO(S) (Any other numbers that may be assigned this report) N/A	
c.			
d.			
10. AVAILABILITY/LIMITATION NOTICES Qualified requesters may obtain copies of this report from DDC.			
11. SUPPLEMENTARY NOTES N/A		12. SPONSORING MILITARY ACTIVITY ARPA Washington, D. C.	
13. ABSTRACT Experiments, which have been performed to measure the gain of CO ₂ -N ₂ -He gas lasers on individual rotation-vibration transitions in the P and R branches of CO ₂ around 10.6μm. The differential gain coefficient α m ⁻¹ was measured on P-2 to P-44 inclusively and on R-0 to R-44 inclusively. Experiments were also performed to measure the power level at which each rotation-vibration transition begins to saturate in a 1.06 meter tube length. Preliminary analysis of data indicates that the inversion of 00 ⁰ 1 relative to 10 ⁰ 0 is greater than 1.1. At an input power level of 200 m watt in a 1/4 inch diameter beam the gain on P-18 deviates from linearity by 7.5% due to power saturation. ()			

14. KEY WORDS	LINK A		LINK B		LINK C	
	ROLE	WT	ROLE	WT	ROLE	WT
Molecular Lasers Single frequency oscillation Use of Diffraction gratings Gain Measurements Power saturation measurements						

INSTRUCTIONS

1. ORIGINATING ACTIVITY: Enter the name and address of the contractor, subcontractor, grantee, Department of Defense activity or other organization (corporate author) issuing the report.

2a. REPORT SECURITY CLASSIFICATION: Enter the overall security classification of the report. Indicate whether "Restricted Data" is included. Marking is to be in accordance with appropriate security regulations.

2b. GROUP: Automatic downgrading is specified in DoD Directive 5200.10 and Armed Forces Industrial Manual. Enter the group number. Also, when applicable, show that optional markings have been used for Group 3 and Group 4 as authorized.

3. REPORT TITLE: Enter the complete report title in all capital letters. Titles in all cases should be unclassified. If a meaningful title cannot be selected without classification, show title classification in all capitals in parenthesis immediately following the title.

4. DESCRIPTIVE NOTES: If appropriate, enter the type of report, e.g., interim, progress, summary, annual, or final. Give the inclusive dates when a specific reporting period is covered.

5. AUTHOR(S): Enter the name(s) of author(s) as shown on or in the report. Enter last name, first name, middle initial. If military, show rank and branch of service. The name of the principal author is an absolute minimum requirement.

6. REPORT DATE: Enter the date of the report as day, month, year, or month, year. If more than one date appears on the report, use date of publication.

7a. TOTAL NUMBER OF PAGES: The total page count should follow normal pagination procedures, i.e., enter the number of pages containing information.

7b. NUMBER OF REFERENCES: Enter the total number of references cited in the report.

8a. CONTRACT OR GRANT NUMBER: If appropriate, enter the applicable number of the contract or grant under which the report was written.

8b, 8c, & 8d. PROJECT NUMBER: Enter the appropriate military department identification, such as project number, subproject number, system numbers, task number, etc.

9a. ORIGINATOR'S REPORT NUMBER(S): Enter the official report number by which the document will be identified and controlled by the originating activity. This number must be unique to this report.

9b. OTHER REPORT NUMBER(S): If the report has been assigned any other report numbers (either by the originator or by the sponsor), also enter this number(s).

10. AVAILABILITY/LIMITATION NOTICES: Enter any limitations on further dissemination of the report, other than those

imposed by security classification, using standard statements such as:

- (1) "Qualified requesters may obtain copies of this report from DDC."
- (2) "Foreign announcement and dissemination of this report by DDC is not authorized."
- (3) "U. S. Government agencies may obtain copies of this report directly from DDC. Other qualified DDC users shall request through _____."
- (4) "U. S. military agencies may obtain copies of this report directly from DDC. Other qualified users shall request through _____."
- (5) "All distribution of this report is controlled. Qualified DDC users shall request through _____."

If the report has been furnished to the Office of Technical Services, Department of Commerce, for sale to the public, indicate this fact and enter the price, if known.

11. SUPPLEMENTARY NOTES: Use for additional explanatory notes.

12. SPONSORING MILITARY ACTIVITY: Enter the name of the departmental project office or laboratory sponsoring (paying for) the research and development. Include address.

13. ABSTRACT: Enter an abstract giving a brief and factual summary of the document indicative of the report, even though it may also appear elsewhere in the body of the technical report. If additional space is required, a continuation sheet shall be attached.

It is highly desirable that the abstract of classified reports be unclassified. Each paragraph of the abstract shall end with an indication of the military security classification of the information in the paragraph, represented as (TS), (S), (C), or (U).

There is no limitation on the length of the abstract. However, the suggested length is from 150 to 225 words.

14. KEY WORDS: Key words are technically meaningful terms or short phrases that characterize a report and may be used as index entries for cataloging the report. Key words must be selected so that no security classification is required. Identifiers, such as equipment model designation, trade name, military project code name, geographic location, may be used as key words but will be followed by an indication of technical context. The assignment of links, roles, and weights is optional.