


AFOSR 87-2030

G. C. Schmidt and T. E. Eling

Final Scientific Report for ~~AFOSR-87-66~~

AFOSR-87-66

Title: Synthesis of Atropine Labeled with C<sup>14</sup> in the Tropine Ring and Effect of Cold Acclimation on Atropine Metabolism.



Bibliography:

- Schmidt, G.S., Eling, T.E. and Drach, J.C.: Synthesis of Tropine-Labeled Atropine. I. Micromethods for the Synthesis of Tropine and for its Esterification with Tropic Acid. J. Pharmacut. Sci. 56: 215 - 221, 1967.
- Kalser, S.C. and Kunig, R.: Effect of Varying Periods of Cold Exposure on the Action and Metabolism of Hexobarbital. Submitted to J. Pharmacol. exp. Ther. in May, 1967.
- Kalser, S.C., Evans, E., Forbes, E., Kelly, M., Kelvington, E., Kunig, R. and Randolph, M.: Decreased Atropine Toxicity in Rats Chronically Exposed to Cold. To be submitted to Toxicology and Applied Pharmacology, August, 1967.
- Schmidt, G.S. and Eling, T.S.: Progress report on Synthesis of Ring-labeled Atropines. Several papers to be published when syntheses completed.
- Kalser, S.C. and McLain, P.L.: Tropine-labeled Atropine Metabolism in Man: N-C<sup>14</sup>H<sub>3</sub>-Atropine. Progress report, paper to be published when study completed.

Summary of Results of Research accomplished under Grant AFOSR 87:

Synthesis of a series of C<sup>14</sup>-tropine-labeled atropines, which have previously been unavailable, has been accomplished. A few of these compounds are still being synthesized, but when the series is completed, it will represent the most thorough analysis of the tropine ring to be undertaken. Every carbon in the ring will have been tagged separately or in various combinations. In addition, the N-C<sup>14</sup>H<sub>3</sub>-atropine has also been prepared and made available.

We have shown that environmental conditioning to cold can almost double the LD<sub>50</sub> for atropine compared with the LD<sub>50</sub> of control rats; however, an acute exposure to cold decreases the LD<sub>50</sub>. These changes in toxicities parallel the rate of absorption of atropine from the peritoneal cavity; the rate of absorption is slowest in the cold-acclimated and fastest in the rat exposed to cold acutely. Excretion and metabolism of atropine is not increased in the cold-acclimated rat. This suggests that the rate of absorption of atropine probably modulates the toxicity pattern of the drug.

Using an N-C<sup>14</sup>H<sub>3</sub>-atropine, a study in normal man showed that 91% of the i.m. dose was excreted; 88% in the urine in 48 hours and 3 % in the expired air in 3 hours. This suggests that demethylation of atropine occurs as one of the metabolic pathways for

AD 657787

Reproduced by the CLEARINGHOUSE for Federal Scientific & Technical Information Springfield Va. 22151  
Distribution of this document is unlimited

degradation in man. Most of the urinary products appear to be the unchanged drug and tropine, in about equal amounts. However, this phase of the study is still in its preliminary stage. The drug disappears exceedingly rapidly from the blood. The urinary excretion pattern suggests at least 3 rates of clearance. Since one of these rates may relate to an enterohepatic phase of recirculation of the drug, biliary excretion will be studied in man. At least a few of the ring-labeled atropines will also be studied in man.

The objective of this investigation was to synthesize atropine labeled with  $C^{14}$  in the tropine moiety. The proposed method for selective labeling of the tropine ring of atropine is outlined in the schemes below.

2,3- $C^{14}$ -succinic acid

UL- $C^{14}$ -arabinose

1,4- $C^{14}$ -succinic acid

5- $C^{14}$ -arabinose

Succindialdehyde

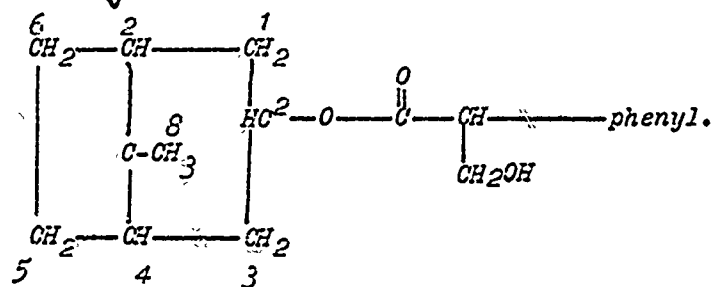
acetone  
dicarboxylic  
acid

Methylamine - HCl

Tropinone

$H_2$

Tropine



2,3,4-<sup>14</sup>C Citric Acid

2,3-<sup>14</sup>C Citric Acid

3-<sup>14</sup>C Citric Acid

↓  
Acetone dicarboxylic acid

Succindialdehyde Methylamine HCl

↓  
Tropinone

↓  
Tropine

↓  
Atropine

Me NH<sub>2</sub> - HCl - <sup>14</sup>C

Succindialdehyde

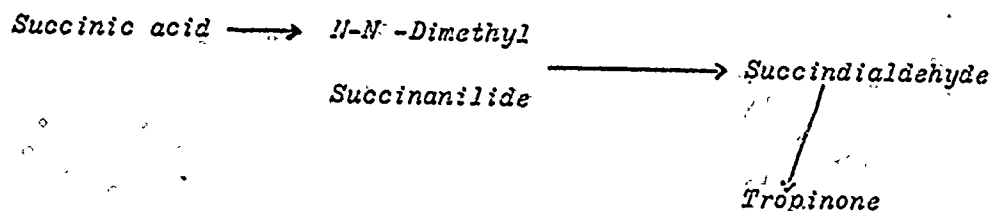
Acetone dicarboxylic acid

↓  
Tropinone

↓  
Tropine

↓  
Atropine

During the first year, the investigation was directed to scaling down from 5 gm. to 300-400 mg level the reaction sequence (see below) from succinic acid to succinaldehyde.



From 354 mg of succinic acid, tropinone was obtained in yields ranging from 65-85 mg. The percentage yield of tropinone based on succinic acid averaged approximately 20%.

Detailed studies for the formation of tropinone from precursor, conversion of tropinone to tropine, and formation of atropine via the esterification of tropine with tropic acid was also conducted. This work, published in the *Journal of Pharmaceutical Science*, 1967, established the reproducibility of these steps which is required for  $C^{14}$  labeling of the tropine moiety of atropine.

The primary objective of the second year was the labeling of atropine. During this year, problems arose in the reduction of tropinone to atropine which delay labeling. Our original method for reduction was discarded, and a new procedure for reduction developed.

Since the cheapest  $C^{14}$  starting material was methylamine -  $C^{14}$  HCl, this labeled intermediate was first used in order to check the entire procedure for possible new problems. After five unsuccessful labeling attempts,  $H\text{-}Me^{14}$  atropine was pooled, the  $C^{14}$  tropinone isolated and converted to

$N$ -Me<sup>14</sup> tropine. This procedure resulted in the recovery of 35 mg of  $N$ -Me<sup>14</sup> tropine which could be used in limited metabolic studies and for standards on chromatograms.

Two attempts at labeling atropine are in progress at grant termination. As of this date we have 50 mg of 3-C<sup>14</sup> tropine and are preparing for esterification with tropic acid to form 3-C<sup>14</sup> atropine. Also 2,3,4-C<sup>14</sup> tropinone has been synthesized but the yield has not been determined. This labeled intermediate is in the process of purification before subsequent conversion to 2,3,4-C<sup>14</sup> atropine.

We feel that the synthesis has reached the point where it is just a matter of "grinding out" the C<sup>14</sup> labeled compounds. The method from citric acid appears to be working and the method from succinic acid, using cold starting materials, has worked well. The following labeled atropines are expected to be available in a few months:

<u>Labeled Intermediate</u>	<u>Position of Label in Atropine</u>
3-C <sup>14</sup> citric acid	3-C <sup>14</sup>
2,4-C <sup>14</sup> citric acid	2,4-C <sup>14</sup>
2,3,4-C <sup>14</sup> citric acid	2,3,4-C <sup>14</sup>
2,3-C <sup>14</sup> succinic acid	6,7-C <sup>14</sup>
1,4-C <sup>14</sup> succinic acid	1,5-C <sup>14</sup>

Two manuscripts are in preparation, the first concerning the prototype micro method for tropine labeling of atropine from arabinose and the second concerning the synthesis of  $N$ -Me C<sup>14</sup> atropine.

Once *11-Me-C<sup>14</sup>*-atropine was available, metabolic studies with the labeled drug, in mice, was initiated. At a dose of 100 mg/kilo, approximately 10% of the injected drug was metabolized to *C<sup>14</sup>O<sub>2</sub>* which was not found in previous metabolic studies. This indicates that one possible metabolite is *11-demethyl atropine* or one of its derivatives. Chromatographic analysis, of the urine, revealed six major peaks. Of the injected dose, only 50 percent was recovered in expired air, urine, and feces. Since the remaining 50 percent of injected *C<sup>14</sup>* is mostly in the animals, methods are being sought to determine the *C<sup>14</sup>* remaining in the intact animals. Chromatographic analysis of the urine of mice receiving *11-Me<sup>14</sup>* atropine in a dose of 180 mg/kilo revealed one major peak at *R<sub>f</sub>-.55* and two minor peaks.

In an effort to identify the atropine modified metabolites of atropine, metabolic studies will be conducted with each labeled atropine as they become available.

Unclassified

Security Classification

DOCUMENT CONTROL DATA - R&D

(Security classification of title, body of abstract and indexing annotation must be entered when the overall report is classified)

1. ORIGINATING ACTIVITY (Corporate author) Univ. of Pittsburgh, School of Medicine, Pittsburgh, Pa.	2a. REPORT SECURITY CLASSIFICATION Unclassified
	2b. GROUP

3. REPORT TITLE  
Synthesis of Atropine labeled with C<sup>14</sup> in the Tropine ring; and Effect of Cold acclimation on Atropine metabolism.

4. DESCRIPTIVE NOTES (Type of report and inclusive dates)  
Scientific  FINAL

5. AUTHOR(S) (Last name, first name, initial)  
Schmidt, G.C.  
Eling, T.E.

6. REPORT DATE July, 1967	7a. TOTAL NO. OF PAGES 87	7b. NO. OF REFS 35
------------------------------	------------------------------	-----------------------

8a. CONTRACT OR GRANT NO. <del> </del> AFOSR 87- <del> </del> 66	9a. ORIGINATOR'S REPORT NUMBER(S)
a. PROJECT NO. 9777-01	
c. 61445014	
d. 681312	9b. OTHER REPORT NO(S) (Any other numbers that may be assigned) AFOSR 67-2030

10. AVAILABILITY/LIMITATION NOTICES  
  
Distribution of this document is unlimited

11. SUPPLEMENTARY NOTES TECH, OTHER	12. SPONSORING MILITARY ACTIVITY Air Force Office of Scientific Research 1400 Wilson Boulevard (SRLA) Arlington, Virginia 22209
--	--

13. ABSTRACT

During the first year, the investigation was directed to scaling down from 5 gm. to 300-400 mg level the synthesis of tropinone from succinic acid. Detailed studies for the formation of tropinone from precursor, conversion of tropinone to tropine and formation of atropine via the esterification of tropine with tropic acid was conducted; this work is published in the Journal of Pharmaceutical Science 56:215, 1967. The primary objective of the second year was the labeling of atropine. Because of problems which arose in the reduction of tropinone; the original reduction method was discarded and a new procedure developed. After several abortive attempts, a small yield of N-Me<sup>14</sup> tropine was obtained. A batch of N-Me<sup>14</sup>-atropine has been prepared from the N-Me<sup>14</sup>-tropine; this material has been used for some metabolic studies in mice, and part has been distributed to S.C. Kalsner for metabolic studies in humans. Two attempts at making ring-labeled atropine are in progress. The 3-C<sup>14</sup>, and the 2,3,4-C<sup>14</sup>-atropine have been prepared, but the yields and specific activities were lower than anticipated. The remaining C<sup>14</sup>-ring labeled atropines will be made in the next few months.



KEY WORDS	LINK A		LINK B		LINK C	
	ROLE	WT	ROLE	WT	ROLE	WT
<sup>14</sup> C <sup>14</sup> -ring labeled atropine, synthesis of N-Me <sup>14</sup> -atropine, synthesis of						

INSTRUCTIONS

1. **ORIGINATING ACTIVITY:** Enter the name and address of the contractor, subcontractor, grantee, Department of Defense activity or other organization (*corporate author*) issuing the report.
- 2a. **REPORT SECURITY CLASSIFICATION:** Enter the overall security classification of the report. Indicate whether "Restricted Data" is included. Marking is to be in accordance with appropriate security regulations.
- 2b. **GROUP:** Automatic downgrading is specified in DoD Directive 5200.10 and Armed Forces Industrial Manual. Enter the group number. Also, when applicable, show that optional markings have been used for Group 3 and Group 4 as authorized.
3. **REPORT TITLE:** Enter the complete report title in all capital letters. Titles in all cases should be unclassified. If a meaningful title cannot be selected without classification, show title classification in all capitals in parentheses immediately following the title.
4. **DESCRIPTIVE NOTES:** If appropriate, enter the type of report, e.g., interim, progress, summary, annual, or final. Give the inclusive dates when a specific reporting period is covered.
5. **AUTHOR(S):** Enter the name(s) of author(s) as shown on or in the report. Enter last name, first name, middle initial. If military, show rank and branch of service. The name of the principal author is an absolute minimum requirement.
6. **REPORT DATE:** Enter the date of the report as day, month, year, or month, year. If more than one date appears on the report, use date of publication.
- 7a. **TOTAL NUMBER OF PAGES:** The total page count should follow normal pagination procedures, i.e., enter the number of pages containing information.
- 7b. **NUMBER OF REFERENCES:** Enter the total number of references cited in the report.
- 8a. **CONTRACT OR GRANT NUMBER.** If appropriate, enter the applicable number of the contract or grant under which the report was written.
- 8b, & c. **PROJECT NUMBER:** Enter the appropriate military department identification, such as project number, subproject number, system numbers, task number, etc.
- 9a. **ORIGINATOR'S REPORT NUMBER(S):** Enter the official report number by which the document will be identified and controlled by the originating activity. This number must be unique to this report.
- 9b. **OTHER REPORT NUMBER(S):** If the report has been assigned any other report numbers (*either by the originator or by the sponsor*), also enter this number(s).
10. **AVAILABILITY/LIMITATION NOTICES:** Enter any limitations on further dissemination of the report, other than those

imposed by security classification, using standard statements such as:

- (1) "Qualified requesters may obtain copies of this report from DDC."
- (2) "Foreign announcement and dissemination of this report by DDC is not authorized."
- (3) "U. S. Government agencies may obtain copies of this report directly from DDC. Other qualified DDC users shall request through \_\_\_\_\_."
- (4) "U. S. military agencies may obtain copies of this report directly from DDC. Other qualified users shall request through \_\_\_\_\_."
- (5) "All distribution of this report is controlled. Qualified DDC users shall request through \_\_\_\_\_."

If the report has been furnished to the Office of Technical Services, Department of Commerce, for sale to the public, indicate this fact and enter the price, if known.

11. **SUPPLEMENTARY NOTES:** Use for additional explanatory notes.

12. **SPONSORING MILITARY ACTIVITY:** Enter the name of the departmental project office or laboratory sponsoring (*paying for*) the research and development. Include address.

13. **ABSTRACT:** Enter an abstract giving a brief and factual summary of the document indicative of the report, even though it may also appear elsewhere in the body of the technical report. If additional space is required, a continuation sheet shall be attached.

It is highly desirable that the abstract of classified reports be unclassified. Each paragraph of the abstract shall end with an indication of the military security classification of the information in the paragraph, represented as (TS), (S), (C), or (U).

There is no limitation on the length of the abstract. However, the suggested length is from 150 to 225 words.

14. **KEY WORDS:** Key words are technically meaningful terms or short phrases that characterize a report and may be used as index entries for cataloging the report. Key words must be selected so that no security classification is required. Identifiers, such as equipment model designation, trade name, military project code name, geographic location, may be used as key words but will be followed by an indication of technical context. The assignment of links, rules, and weights is optional.