

AD 649268

HEAT-RELEASE KINETICS OF AMMONIUM PERCHLORATE
IN PRESENCE OF CATALYSTS AND FUEL*†

S. H. Inami, W. A. Rosser, Jr.,‡ and H. Wise
Stanford Research Institute
Menlo Park, California

DDC
RECEIVED
MAR 30 1967
RECEIVED
C

* Reproduction of this report in whole or in part is permitted for any purpose of the United States Government.

† This work was sponsored by the Office of Naval Research, Department of the Navy, under Contract Nonr-3415(00), Authority NR 092-507/10-13-64.

‡ Present address, Avco-Everett Research Laboratory, 2385 Revere Beach Parkway, Everett, Massachusetts 02149.

ARCHIVE COPY

March 9, 1967

HEAT-RELEASE KINETICS OF AMMONIUM PERCHLORATE
IN PRESENCE OF CATALYSTS AND FUEL*†

S. H. Inami, W. A. Rosser, Jr.,‡ and H. Wise
Stanford Research Institute
Menlo Park, California

* Reproduction of this report in whole or in part is permitted for any purpose of the United States Government.

† This work was sponsored by the Office of Naval Research, Department of the Navy, under Contract Nonr-3415(00), Authority NR 092-507/10-13-64.

‡ Present address, Avco-Everett Research Laboratory, 2385 Revere Beach Parkway, Everett, Massachusetts 02149.

TABLE OF CONTENTS

	<u>Page</u>
List of Tables.	iii
List of Illustrations	iii
Abstract.	1
Introduction.	2
Experimental Details.	2
Experimental Results and Discussions.	3
References.	6

LIST OF TABLES

Table 1	Composition of Mixtures Used in Adiabatic Studies.	7
Table 2	Results of Adiabatic Studies	8

LIST OF ILLUSTRATIONS

Figure 1	The Adiabatic Rate of Decomposition of an $\text{NH}_4\text{ClO}_4/4.8\text{wt}\%$ CC Wafer.	9
Figure 2	Adiabatic Decomposition Rate of AP-CTPB Propellant.	10
Figure 3	Adiabatic Decomposition Rate of AP at 1 and 13.5 Atmospheres (particle size 61-88 μ)	11

ABSTRACT

The rate of heat release of ammonium perchlorate-fuel or ammonium perchlorate-catalyst or both under adiabatic condition was studied as a function of temperature. In the presence of catalysts, the autocatalytic feature associated with nucleation of pure ammonium perchlorate disappears and the adiabatic reaction kinetics follows Arrhenius-type behavior. Studies made with ammonium perchlorate-fuel show that measurable heat release occurs at temperatures below the phase transition temperature of ammonium perchlorate and that the rate of heat generation per mass of material is greater than that of pure ammonium perchlorate. The rate of exothermic decomposition of pure ammonium perchlorate is unaffected by an increase in pressure. This observation suggests that the heat release is controlled by homogeneous or heterogeneous reactions in the condense phase.

Introduction

Measurements of the decomposition kinetics of ammonium perchlorate (AP) were described in a previous publication.¹ In the measurement studies, the rate of heat release under adiabatic conditions was determined as a function of temperature and related to the rate of reaction and nucleation. These determinations have now been extended to AP samples containing catalysts and fuel. Several measurements have also been carried out of the kinetics of exothermic decomposition of AP at elevated pressures to explore the effect of total gas pressure on the reaction.

Experimental Details

As described in detail in Reference 1, the apparatus used in the adiabatic experiments employs a sample in the form of a pressed wafer (30mm in diameter, 4mm in thickness) prepared by pressing about 5 gram of AP-additive mixture at ~ 25000 psi. By this procedure, a hard, durable wafer was produced with a porosity of about 4 to 5 percent in the case of pure AP. The samples containing added fuel were prepared by cutting out a desired dimension of casted AP-carboxy-terminated polybutadiene (AP-CTPB) propellant. A small radial hole near the center of the sample was drilled in each wafer to accommodate a glass sheathed chromel-alumel thermocouple (3 mil wire). The wafer was then clamped between two electrically heated plates that were held in position by spring-loaded bolts.¹ During the course of an experiment, the temperature of the heating plates was continually adjusted to match within less than 0.1°C that of the interior of the sample, i.e., adiabatic conditions. The sample thermocouple emf was recorded on a strip-chart recorder, while the emf difference between the block and sample thermocouples was displayed

on the indicating meter of a microvolt amplifier and kept within the prescribed limits by manual control of the electric power fed to the heating plates.

In a typical experiment, the block assembly, composed of heating plates and sample, was placed in a small furnace held at a temperature of about 250°C. The sample was brought to a temperature slightly above 240°C by supplying electrical power to the heater plates. The power was then reduced to establish within the assembly a constant temperature in the range 240°-250°C. Several minutes were generally required for this process. As the sample temperature began to rise above that of the heating plates due to exothermic decomposition, electrical power was supplied to the heater plates at a rate sufficient to maintain a uniform temperature throughout the sample. The sample temperature history was recorded until the experiment was terminated due to an excessive rate of temperature rise (more than 100°C/min). For the high pressure studies, a steel vessel was employed that could be heated and pressurized to 200 psi.

The reagent grade crystalline AP was ball milled and sieved into four fractions with a particle diameter range: (a) less than 43 μ , (b) 43-61 μ , (c) 61-88 μ , and (d) 88-124 μ . The material of a specified particle size range was then mixed with the desired amount of powdered additive, fuel, or catalysts or both in a mortar and pestle, and pressed into a pellet. The compositions of the mixtures studied are summarized in Table 1. The composition of the casted AP-CTPB propellant was 75wt% AP/25wt% binder. The AP particle size spectrum for this sample was bimodal, ranging from 2 to 200 μ . The particle size of the additives (Fe₂O₃, Cr₂O₃, and Norit A) was estimated from microscopic examination.

Experimental Results and Discussions

Examination of the experimental data was based on the theoretical analysis¹ of adiabatic reaction kinetics involving a first order reaction. According to this analysis, the rate of temperature rise (dT/dt) can be related to the effective activation energy E for the process: $dT/dt = p e^{-E/RT}$ where the constant p is given by $p = QNA/\rho c$, and Q represents

the molar heat of reaction, N the molar density, A the preexponential coefficient of the Arrhenius rate equation, ρ the mass density, and C the specific heat at constant pressure. A typical example of the experimental data for the catalyzed decomposition of AP is shown in Figure 1. The results for a series of additives are summarized in Table 2.

Reproducible results were obtained with samples containing 2.9wt% CC* and 4.8wt% CC (Table 2); however, the data obtained were less reproducible than similar data for pure AP, because of (a) difficulty in establishing isothermal starting conditions, (b) sample fracture during decomposition, and (c) nonuniform distribution of catalyst throughout the sample. In the presence of 4.8wt% Cr_2O_3 in the sample, ignition occurred at about 280°C so that the adiabatic studies were restricted to a small temperature interval.

The addition of carbon caused fragmentation of the samples when the rates of temperature rise exceeded 30 deg/min. Similar but less reproducible results were obtained on substitution of Cabot carbon for Norit A carbon. Studies of the decomposition rates of three carbon- and catalyst-containing mixtures† (Norit A) were attempted: AP/C (97½/2½), AP/CC/C (95/2½/2½), and AP/ Cr_2O_3 /C (95/2½/2½). No definitive data were obtainable for these ternary carbon-containing mixtures since ignition occurred near 260°C, corresponding to a rate of temperature rise of only a few degrees/min.

Hematite (Fe_2O_3), a well known burning rate promoter, was examined as a catalyst for AP decomposition. The results obtained for a mixture containing 4.8wt% Fe_2O_3 , extend to a rate of temperature of 100 deg/min. It is apparent that catalytic additives, such as metal oxides, alter the course of decomposition of NH_4ClO_4 and cause ignition or explosion of the material. In the presence of sufficient concentration of such additives, the autocatalytic feature of the decomposition of pure NH_4ClO_4 disappears. In such cases, the rate of decomposition follows Arrhenius-type behavior even at the lowest temperatures examined.

* Copper chromite.

† All values in weight percent.

The experimental heat-release rates from the propellant mixture AP-CTPB bring out the interesting fact that the activation energy for the propellant mixture is nearly the same as that previously obtained for pure AP. We may therefore conclude that the rate-controlling process for decomposition is the same in both cases, but the net amount of heat released per mass of material decomposed is greater because of the presence of added CTPB. Some of the intermediates or products resulting from the decomposition of AP are interacting with the added organic fuel. Apparently, such a reaction with heat generation occurs already at temperatures below the transition temperature of AP (240°C) as demonstrated by the curve in Figure 2. Since exothermic heat generation by homogeneous or heterogeneous reaction in the condensed phase takes place at significantly lower temperatures than in the case of pure AP, the presence of binder should enhance ignition and combustion of such a propellant.

To determine the influence of total gas pressure on the decomposition of AP, the adiabatic measurements were extended to elevated pressures. As shown in Figure 3, the rate of exothermic decomposition of pure AP is unaffected by a more than tenfold increase in pressure. The absence of a pressure effect suggests that, at least for pure AP, the heat release observed in our experiments is controlled by reactions in the solid phase. Heterogeneous reactions at the gas/solid interface would be expected to be influenced by pressure except in the case of high surface density of adsorbate--i.e., a condition in which the rate of reaction on the surface itself rather than the transport of reactant to the surface is rate-limiting. In the presence of catalysts, a different reaction model may prevail. As a matter of fact, the apparent correlation between burning rate of AP/catalyst propellants and catalytic activity for ammonia oxidation strongly indicates the importance of heterogeneous reactions in ignition and combustion.

The implications of these condensed-phase, exothermic reactions on propellant properties are currently under investigation. A measure of their contribution can be seen from the data in Table 2, in which we have computed the heat flux generated by exothermic chemical reaction at a temperature of 800°K, representative of the surface temperature of an AP propellant during steady-state burning and ignition.

References

1. Inami, S. H., Rosser, W. A., and Wise, H. Trans. Faraday Soc., 1966, 62, 723.
2. Evans, M. W., Beyer, R. B., and McCulley, L. J. J. Phys. Chem., 1964, 40, 2431.

Table 1. Composition of Mixtures Used in Adiabatic Studies

Ammonium perchlorate*	Additive	
Particle size range (μ)	Type	Percent by wt
43-61; 88-124	copper chromite [†]	2.9; 4.8
88-124	chromic oxide*	2.5; 4.8
88-124	cupric oxide [‡]	4.8
43-61; 88-124	ferric oxide*	4.8
88-124	carbon (Norit A; Cabot-Sterling VR)	2.5
88-124	carbon/copper chromite	2.5/2.5
88-124	carbon/chromic oxide	2.5/2.5

* From Matheson, Coleman, and Bell (reagent grade).

† From Harshaw Chemical Company.

‡ From J. T. Baker Company.

Table 2. Results of Adiabatic Studies*

Additive	Wt percent	Particle size range (microns)		dT/dt (deg/sec)	q ^{**} cal/cm ³ sec
		Ammonium perchlorate†	Additive		
Copper chromite	2.9	43-61	~ 3.5 [‡]	10 ^{13.8} exp (-40,000/RT)	8.4 x 10 ²
Copper chromite	4.8	88-124	~ 3.5 [‡]	10 ^{16.5} exp (-43,000/RT)	6.6 x 16 ⁴
Copper chromite	4.8	43-61	~ 3.5 [‡]	10 ^{17.7} exp (-46,000/RT)	1.7 x 10 ⁵
Chromic oxide	4.8	88-124	< 0.5	10 ^{27.3} exp (-68,000/RT)	6.6 x 10 ⁸
Carbon (Norit A)	2.5	88-124	< 0.5 to 30 [§]	10 ^{19.9} exp (-52,500/RT)	4.2 x 10 ⁵
Ferric oxide	4.8	88-124	< 0.5	10 ^{12.9} exp (-34,300/RT)	4.2 x 10 ³
Ferric oxide	4.8	43-61	< 0.5	10 ^{13.8} exp (-36,600/RT)	8.3 x 10 ³

∞

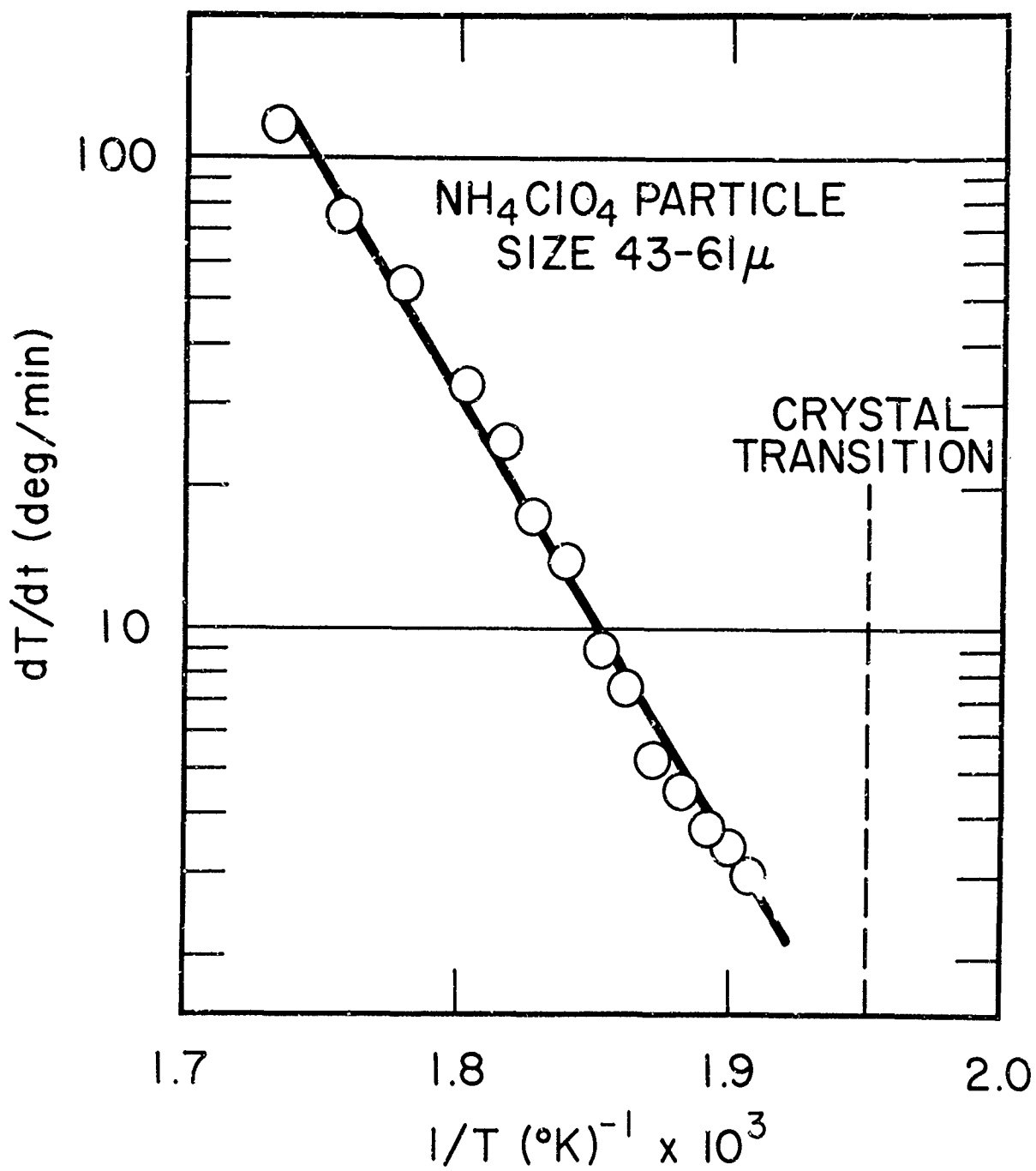
* Average of 4 to 8 experiments.

† Particle size screened by mechanical sieving.

‡ Reference 2.

§ Nonspherical particles.

** Heat generation rate at 800°K. For these calculations a density of 1.6 g/cm³ and a specific heat of 0.4 cal/g deg were employed.



TA-3573-27R

FIG. 1 THE ADIABATIC RATE OF DECOMPOSITION OF AN NH₄ClO₄/4.8wt% CC WAFER

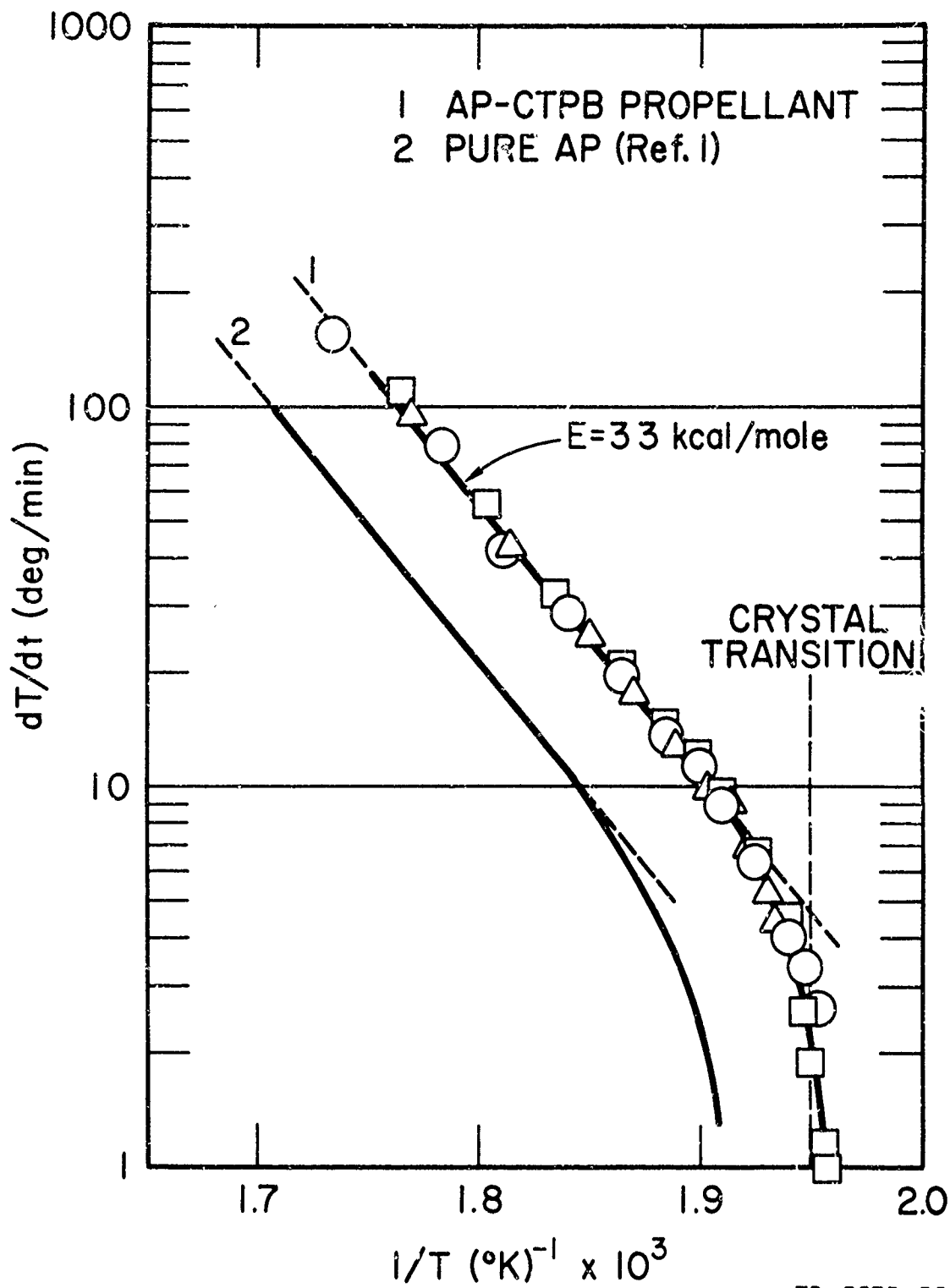


FIG. 2 ADIABATIC DECOMPOSITION RATE OF AP-CTPB PROPELLANT

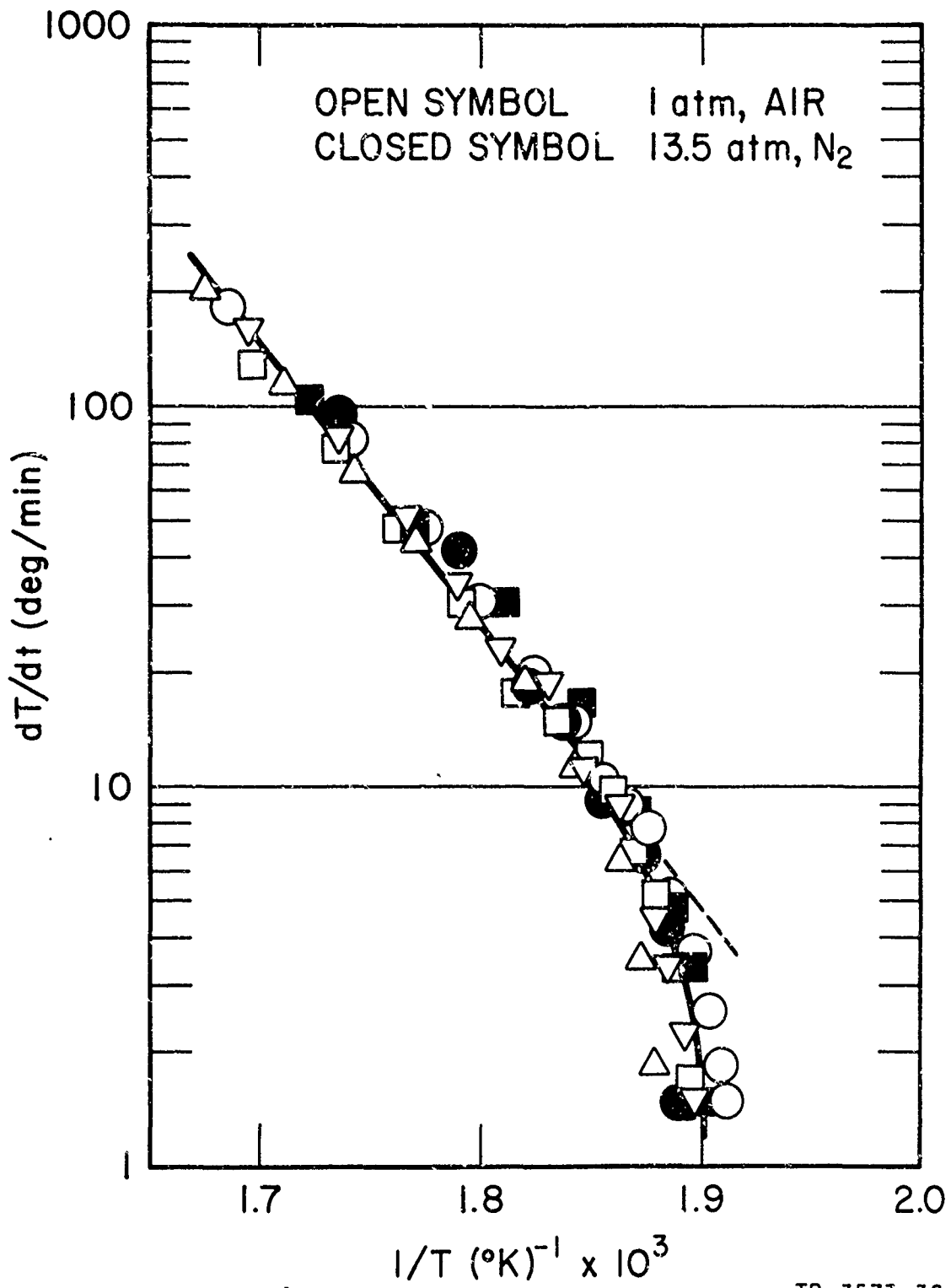


FIG. 3 ADIABATIC DECOMPOSITION RATE OF AP AT 1 AND 13.5 ATMOSPHERES (particle size 61-88 μ)

UNCLASSIFIED

Security Classification

DOCUMENT CONTROL DATA - R&D

(Security classification of title, body of abstract and indexing annotation must be entered when the overall report is classified)

1. ORIGINATING ACTIVITY (Corporate author) Stanford Research Institute		2a. REPORT SECURITY CLASSIFICATION UNCLASSIFIED	
		2b. GROUP	
3. REPORT TITLE HEAT-RELEASE KINETICS OF AMMONIUM PERCHLORATE IN PRESENCE OF CATALYSTS AND FUEL			
4. DESCRIPTIVE NOTES (Type of report and inclusive dates) Interim Report			
5. AUTHOR(S) (Last name, first name, initial) S. H. Inami, W. A. Rosser, Jr., and H. Wise			
6. REPORT DATE March 9, 1967		7a. TOTAL NO. OF PAGES 15	7b. NO. OF REFS 2
8a. CONTRACT OR GRANT NO. Nonr-3415(00)		9a. ORIGINATOR'S REPORT NUMBER(S) PU 3573	
b. Authority NR-092-507		9b. OTHER REPORT NO(S) (Any other numbers that may be assigned this report) None	
c.			
d.			
10. AVAILABILITY/LIMITATION NOTICES Reproduction in whole or in part is permitted for any purpose of the United States Government.			
11. SUPPLEMENTARY NOTES None		12. SPONSORING MILITARY ACTIVITY Office of Naval Research Power Branch Washington, D. C. 20360	
13. ABSTRACT The rate of heat release of ammonium perchlorate-fuel or ammonium perchlorate-catalyst or both under adiabatic condition was studied as a function of temperature. In the presence of catalysts, the autocatalytic feature associated with nucleation of pure ammonium perchlorate disappears and the adiabatic reaction kinetics follows Arrhenius-type behavior. Studies made with ammonium perchlorate-fuel show that measurable heat release occurs at temperatures below the phase transition temperature of ammonium perchlorate and that the rate of heat generation per mass of material is greater than that of pure ammonium perchlorate. The rate of exothermic decomposition of pure ammonium perchlorate is unaffected by an increase in pressure. This observation suggests that the heat release is controlled by homogeneous or heterogeneous reactions in the condense phase.			

DD FORM 1473
1 JAN 64

UNCLASSIFIED
Security Classification

Security Classification

14. KEY WORDS	LINK A		LINK B		LINK C	
	ROLE	WT	ROLE	WT	ROLE	WT

INSTRUCTIONS

1. **ORIGINATING ACTIVITY:** Enter the name and address of the contractor, subcontractor, grantee, Department of Defense activity or other organization (*corporate author*) issuing the report.
- 2a. **REPORT SECURITY CLASSIFICATION:** Enter the overall security classification of the report. Indicate whether "Restricted Data" is included. Marking is to be in accordance with appropriate security regulations.
- 2b. **GROUP:** Automatic downgrading is specified in DoD Directive 5200.10 and Armed Forces Industrial Manual. Enter the group number. Also, when applicable, show that optional markings have been used for Group 3 and Group 4 as authorized.
3. **REPORT TITLE:** Enter the complete report title in all capital letters. Titles in all cases should be unclassified. If a meaningful title cannot be selected without classification, show title classification in all capitals in parenthesis immediately following the title.
4. **DESCRIPTIVE NOTES:** If appropriate, enter the type of report, e.g., interim, progress, summary, annual, or final. Give the inclusive dates when a specific reporting period is covered.
5. **AUTHOR(S):** Enter the name(s) of author(s) as shown on or in the report. Enter last name, first name, middle initial. If military, show rank and branch of service. The name of the principal author is an absolute minimum requirement.
6. **REPORT DATE:** Enter the date of the report as day, month, year, or month, year. If more than one date appears on the report, use date of publication.
- 7a. **TOTAL NUMBER OF PAGES:** The total page count should follow normal pagination procedures, i.e., enter the number of pages containing information.
- 7b. **NUMBER OF REFERENCES:** Enter the total number of references cited in the report.
- 8a. **CONTRACT OR GRANT NUMBER:** If appropriate, enter the applicable number of the contract or grant under which the report was written.
- 8b, 8c, & 8d. **PROJECT NUMBER:** Enter the appropriate military department identification, such as project number, subproject number, system numbers, task number, etc.
- 9a. **ORIGINATOR'S REPORT NUMBER(S):** Enter the official report number by which the document will be identified and controlled by the originating activity. This number must be unique to this report.
- 9b. **OTHER REPORT NUMBER(S):** If the report has been assigned any other report numbers (*either by the originator or by the sponsor*), also enter this number(s).
10. **AVAILABILITY/LIMITATION NOTICES:** Enter any limitations on further dissemination of the report, other than those

imposed by security classification, using standard statements such as:

- (1) "Qualified requesters may obtain copies of this report from DDC."
- (2) "Foreign announcement and dissemination of this report by DDC is not authorized."
- (3) "U. S. Government agencies may obtain copies of this report directly from DDC. Other qualified DDC users shall request through _____."
- (4) "U. S. military agencies may obtain copies of this report directly from DDC. Other qualified users shall request through _____."
- (5) "All distribution of this report is controlled. Qualified DDC users shall request through _____."

If the report has been furnished to the Office of Technical Services, Department of Commerce, for sale to the public, indicate this fact and enter the price, if known.

11. **SUPPLEMENTARY NOTES:** Use for additional explanatory notes.
12. **SPONSORING MILITARY ACTIVITY:** Enter the name of the departmental project office or laboratory sponsoring (*paying for*) the research and development. Include address.
13. **ABSTRACT:** Enter an abstract giving a brief and factual summary of the document indicative of the report, even though it may also appear elsewhere in the body of the technical report. If additional space is required, a continuation sheet shall be attached.

It is highly desirable that the abstract of classified reports be unclassified. Each paragraph of the abstract shall end with an indication of the military security classification of the information in the paragraph, represented as (TS), (S), (C), or (U).

There is no limitation on the length of the abstract. However, the suggested length is from 150 to 225 words.

14. **KEY WORDS:** Key words are technically meaningful terms or short phrases that characterize a report and may be used as index entries for cataloging the report. Key words must be selected so that no security classification is required. Identifiers, such as equipment model designation, trade name, military project code name, geographic location, may be used as key words but will be followed by an indication of technical context. The assignment of links, roles, and weights is optional.