


AD640105



BOOZ · ALLEN APPLIED RESEARCH IN

Best Available Copy

CLEARINGHOUSE FOR FEDERAL SCIENTIFIC AND TECHNICAL INFORMATION			
Hardcopy	Microfiche		
\$1.00	\$0.50	22	22
ARCHIVE COPY			

code 1

Distribution of this
Document is Unlimited

Technical Report

AD 640 10⁵
MECHANIZATION STUDY
OF THE
NONDESTRUCTIVE TESTING
INFORMATION CENTER
ARMY MATERIALS RESEARCH AGENCY,
WATERTOWN, MASS.

Submitted to

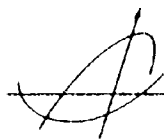
Defense Supply Agency
Defense Documentation Center
Cameron Station, Virginia
by

Booz, Allen Applied Research, Inc.
4733 Bethesda Avenue
Bethesda, Maryland 20014

Under Contract No. DSA-7-15489

BAARINC Report No. 914-1-8

September 1966



BOOZ-ALLEN APPLIED RESEARCH INC.

WASHINGTON
CLEVELAND
CHICAGO
LOS ANGELES

ABSTRACT

The Nondestructive Testing Information Center uses the Termatrex system of coordinate indexing to identify and retrieve desired abstract cards and documents in their collection. The system uses visual coincidence ("peek-a-boo") term cards in which holes are drilled in specific locations to represent documents possessing a particular term. Documents identified by a group of desired terms may be retrieved by superimposing the term cards and observing the resulting coincident holes. The present set of cards is capable of handling up to 10,000 documents. Expansion beyond this capacity requires an additional deck of term cards that must be processed and searched separately. Since the Termatrex system is an economical, rapid retrieval system that fills the Center's needs, no plans have been made for the application of computer techniques.

TABLE OF CONTENTS

	<u>Page Number</u>
I. CENTER SUMMARY	1
II. MECHANIZATION	2
1. Chronology	2
2. Mechanized Process Description	3

A P P E N D I C E S

- A. SAMPLE OF THE CENTER'S THESAURUS
- B. TYPICAL ABSTRACT CARD CONTAINING COMPLETE INPUT INFORMATION
- C. OPERATION OF THE CENTER'S SYSTEM
- D. SAMPLE OF CARD DISTRIBUTION

I. SUMMARY

The Nondestructive Testing Information Center uses the Termatrix system of coordinate indexing to identify and retrieve desired abstract cards and documents in their collection. The system uses visual coincidence "peek-a-boo" term cards in which holes are drilled in specific locations to represent documents possessing a particular term. Documents identified by a group of desired terms may be retrieved by superimposing the term cards and observing the resulting coincident holes. The present set of cards is capable of handling up to 10,000 documents, i. e., there are 10,000 hole positions on a term card. Expansion beyond this capacity requires an additional deck of term cards that must be processed and searched separately. Since the Termatrix system is a low cost, manually operated, rapid retrieval system that adequately fills the needs of the Center, it has not been found necessary to plan for the application of computer techniques at this time.

The Center was established in February 1961 (at what was then the Watertown Arsenal Laboratories) primarily to collect, maintain, and disseminate information in the field of nondestructive testing for the Ordnance Corps. In July 1964, the Information Center was officially designated a Center for Analysis of Scientific and Technical

Information as described in DoD Instruction 5100.45. Responsibility is assigned to the U. S. Army Materials Research Agency, Watertown, Massachusetts.

The Center's data base is currently made up of about 4,800 reports and abstracts. At present, this collection is growing at a rate of 1,000 items per year. In the past two years, the Center performed about 97 different literature searches as requested by 70 different governmental and commercial organizations in addition to requests from the local sources. Besides information searches, the Center also publishes a number of report guides (compilations of document abstracts in a particular subject area), information pamphlets, standard specifications and regulations of interest, and a newsletter of nondestructive testing information.

II. MECHANIZATION

I. CHRONOLOGY

In 1961 the Center began looking for a system that would permit it a means of rapidly extracting desired information from their collection of abstracts and reports. The conventional 3 x 5 card file system was eliminated as being bulky and inefficient. The edge-punched card system was also eliminated because only a limited number of index terms could be used in each report reference and because of the difficulty of searching by the needle-shake method once the file grew large.

Utilization of the automatic data processing equipment within Watertown Arsenal was rejected because of the limited capacity (50 to 90 printing characters) of EAM cards. This limitation would preclude the incorporation of abstracts on the EAM cards and limit the number of index terms. In addition, the remote location of the EAM equipment from the Center would render it inaccessible on short notice.

As a result of a trip to DDC (at that time, ASTIA), the Center's staff became interested in the "peek-a-boo" card system of coordinate indexing and the commercial Termatrex equipment that uses this system. Termatrex Model T10-TKA with 1,300 term cards was purchased for \$3,600 and received in the fall of 1961; it has been in continuous operation since.

2. MECHANIZED PROCESS DESCRIPTION

In the coordinate index system utilizing "peek-a-boo" cards, an index term from a thesaurus is printed on each card (Appendix A is a sample of the Center's thesaurus). Holes are then made in each card denoting by hole coordinates each document number that carries the index term. Later, the document number is retrieved using a coordinate grid overlay and reading the 100's position on the y-axis and the units position on the x-axis. There is space on the cards for 10,000 document reference holes. Retrieved document numbers may then be used to obtain abstract cards or documents from the Center's file. Appendix B illustrates a typical abstract card with coded descriptors from the thesaurus. Operation of the system from the standpoint of both the documents and the user is shown in Appendix C.

To search the system, the user selects cards corresponding to his desired index terms and superimposes them all together over a card-size light source. If a document contains all of the desired terms, its representative holes on the term cards will coincide permitting light to shine through. Coordinates of the lighted holes are the desired document numbers. The Center has quoted the following example of system operation.

"Assuming a search is to be made regarding information on ultrasonic testing of welds in missiles. Three descriptor cards are involved here. 'Ultrasonics,' 'Welds,' and 'Missiles.' The 'Ultrasonics' card contains all the information on ultrasonics in the System; 'Welds,' all the information on welds; and 'Missiles,' all information on missiles. By overlapping 'Ultrasonics' and 'Welds,' the light shines through only at those locations that identify documents yielding information on ultrasonic testing of welds. Everything else is excluded. By overlapping Missiles on top of the preceding two cards, all information on ultrasonic testing of welds for items other than missiles is excluded and light shines through only for those documents pertaining to ultrasonic testing of welds in missiles. The System is also quite flexible since ultrasonic testing of steel welds in missiles can be determined by simply overlapping the descriptor card of 'Steel'; or 'Ultrasonics' can be replaced by 'X-Ray' for a search in another direction."

Two or three minutes are said to represent a typical time for conducting a search.

The Termatrix equipment consists of a precision drill, a file of flexible plastic cards containing special identifying features such as number tabs and colors, and a light box for readout purposes.

Holes are made in the cards with the precision drill which is movable on two axes to the appropriate coordinates. Coordinates are determined by a 100 x 100 grid. Item number 1427, for example, would correspond to the 15th row and the 28th column. A microswitch must be closed on each of the axis and on the platen on which the card-holding template sets before the drill will operate. A warning device installed on the drill reduces errors resulting from out-of-sequence drilling. Color filters are used to indicate whether or not a complete document is in the Center's files and whether or not the document is classified. A green transparent card is drilled when the document is in the Center's files; left undrilled when not. Therefore, a green coincident term card hole indicate that only the document abstract is available; a white hole indicates that the document is available. A red transparent card is drilled when the document is unclassified and not drilled when classified. Therefore, a red coincident hole indicates a warning that the document is classified.

A method for searching all publications in the system authored by the same person has also been developed. This method uses one Terminatrix card for each of the following categories:

1. first letter of the first name
2. first letter of the last name

3. second letter of the last name
4. third letter of the last name.

Cards for these categories for all authors in the system are segregated into four corresponding groups. The user makes his document selections in the same fashion as described for subject term, except that each search requires exactly four cards. Appendix D illustrates the distribution of cards in this arrangement.

The term cards are provided with color-coded tabs in one of six colors. In the past, the Center used these to simplify subject filing, e. g., black for "X-Ray"; blue for "Ultrasonics." However, because of the growth of the file and the need for spare cards, the color distinction has largely lost its significance. The term card thesaurus, shown in Appendix A, illustrates how the card tab color forms part of the card identification (B-black, O-orange, etc.).

Capacity of a complete Termatrix system is 10,000 document references corresponding to as many hole positions on each term card. In order to accommodate a larger number of references, as many card file systems are necessary as there are multiples of 10,000 references. Term cards belonging to a maximum of 10 different systems may be identified by a scheme of punching the edge of the card in a specified position. This, however, does not relieve the user of the necessity

of conducting separate searches in each system, viz., cards from one system cannot be intermingled with cards from another system for a common search. One and one-half man-years are annually expended in working with the equipment, not including the clerical labor in drilling the card holes.

Nondestructive Testing Information Analysis Center
U. S. Army Materials Research Agency
Watertown, Mass.

Descriptor List (as of 5 January 1966)

RADIOLOGY

Absorption
Automation
Autoradiography
Beta Radiation
Betatron
Bremsstrahlung
Calibration
Cesium¹³⁷
Cobalt⁶⁰
Collimation
Color Radiography
Disintegration, Decay
Electron Diffraction
Electron Microscopy
Equipment
Exposure Technique
Film Contrast
Film Definition
Film Density
Film Exposure
Film Process
Film Quality
Film Radiography
Film Sensitivity
Film Viewing, Interpretation
Fluoroscopy
Focal Spot
Gamma Radiation
Half Value Layer
High Speed Radiography
High Voltage (Above 1 MEV)
In-Motion Testing, Radiography
Image Intensification
Iridium¹⁹²
Linear Absorption
Linear Accelerators
Low Voltage (Below 50 KV)
Medium Voltage (50 KV to 1 MEV)
Microradiography
Monitoring and Surveying
Neutron; Radiography, Activation, etc.

Film Production
Particle Accelerators
Penetrators
Photoconductors
Photoelectric
Pulsed X-Ray
Radiation Damage, Irradiation
Radiation Detection, Detectors
Radiation Intensity
Radiation Shielding, Protection
Radiographic Paper
Radium
Reference Radiographs
Resonant Transformer
Safety
Scatter, Backscatter
Screens, Intensifying, Fluorescent
Screens, Intensifying, Nonfluorescent
Solid Core Transformer
Specifications
Standards, Calibration
Stereoradiography
Television, Remote Viewing
Thorium
Thulium¹⁷⁰
Tracers
Xeroradiography
X-Radiation
X-Ray Diffraction
X-Ray Fluorescent Analysis
X-Ray Microscopy
X-Ray Spectroscopy, Compton Effect
X-Ray Sources
X-Ray Tubes, Components
X-Ray Tubes, Design, General
Magnification (Excluding Optical)

ULTRASONICS

A, B, and C Scan
Acoustic Emission
Attenuation
Beam Divergence/Profile

1173

BONDING METHODS AND A BONDING CLAMP FOR ULTRASONIC MEASUREMENTS

P.F. Sullivan

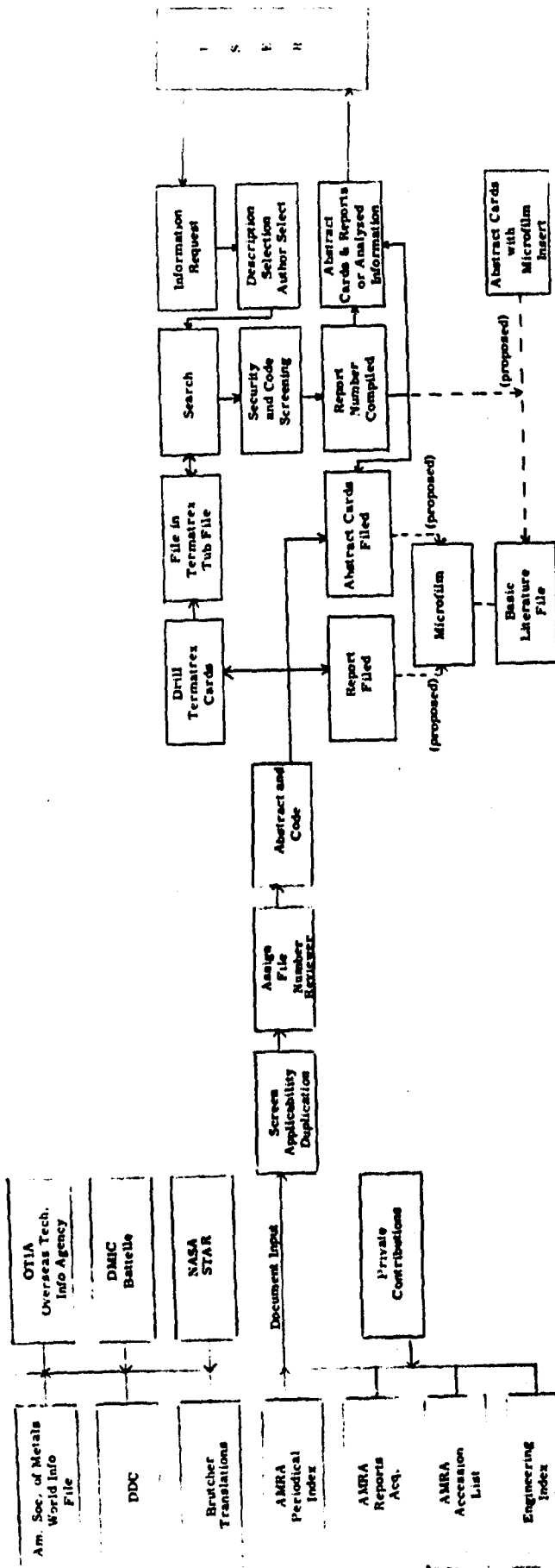
WAL TN 143/40, Watertown Arsenal Laboratories, Watertown, Mass.,
Dec 61; also J. Acoust Soc. Am. Vol 34, No. 12, Dec 62

The results of an investigation conducted to improve bonding techniques between the transducer and specimen in ultrasonic measurements are presented. Two major coupling agent, glycerin and phenyl salicylate, were subjected to tests. As a result of these tests, a bonding clamp was developed which greatly increased the reproducibility and accuracy of measurements. (In WAL TN only: A new bonding method using glycerin and oil is reported.)

Front of Card Showing Abstract

1173	15-43-70-86
B10-B11-B12-B13-B18-B19-B22-056-053-077	

Rear of Card Showing Descriptors



I
S
E
H

Author Cards - White

<u>1st Letter First Name</u>	<u>1st Letter Last Name</u>		<u>2nd Letter Last Name</u>	<u>3rd Letter Last Name</u>
0	25	A	50	75
1	26	B	51	76
2	27	C	52	77
3	28	D	53	78
4	29	E	54	79
5	30	F	55	80
6	31	G	56	81
7	32	H	57	82
8	33	I	58	83
9	34	J	59	84
10	35	K	60	85
11	36	L	61	86
12	37	M	62	87
13	38	N	63	88
14	39	O	64	89
15	40	P	65	90
16	41	Q	66	91
17	42	R	67	92
18	43	S	68	93
19	44	T	69	94
20	45	U	70	95
21	46	V	71	96
22	47	W	72	97
23	48	XZ	73	98
24	49	Y	74	99

Unclassified

Security Classification

DOCUMENT CONTROL DATA - R&D		
1. ORIGINATING AGENCY (Name, address and city)		2. SECURITY CLASSIFICATION
BOOZ ALLEN APPLIED RESEARCH, INC. 4733 Bethesda Avenue Bethesda, Maryland 20014		Unclassified
3. REPORT TITLE		
Mechanization Study of the Nondestructive Testing Information Center, Army Materials Research Agency, Watertown, Mass.		
4. DESCRIPTIVE NOTES (Type of report and inclusive dates)		
Final Report of on-site survey		
5. AUTHOR(S) (Last name, first name, initials)		
G. A. Kershaw, D. Crowder, J. E. Davis, E. G. Loges, E. Merendini, S. M. Thomas		
6. REPORT DATE	7A. TOTAL NO. OF PAGES	7B. NO. OF FIGS.
September, 1966	20	0
8A. CONTRACT OR GRANT NO.	9A. ORIGINAL REPORT NUMBER(S)	
DSA-7-15489	914-1-8	
9. PROJECT NO.	9B. OTHER REPORT NUMBERS (All other numbers that may be associated with report)	
	AD 640 105	
10. AVAILABILITY LIMITATION NOTICES		
Distribution of this Document is unlimited		
11. SUPPLEMENTARY NOTES	12. SPONSORING MILITARY ACTIVITY	
None	Defense Supply Agency Defense Documentation Center Cameron Station, Virginia	
13. ABSTRACT		
<p>The Nondestructive Testing Information Center uses the Termatrix system of coordinate indexing to identify and retrieve desired abstract cards and documents in their collection. The system uses visual coincidence ("peek-a-boo") term cards in which holes are drilled in specific locations to represent documents possessing a particular term. Documents identified by a group of desired terms may be retrieved by superimposing the term cards and observing the resulting coincident holes. The present set of cards is capable of handling up to 10,000 documents. Expansion beyond this capacity requires an additional deck of term cards that must be processed and searched separately. Since the Termatrix system is an economical, rapid retrieval system that fills the Center's needs, no plans have been made for the application of computer techniques.</p>		

Security Classification

14 KEY WORDS	Information Retrieval					
	Data					
	LINK A		LINK B		LINK C	
	ROLE	WT	ROLE	WT	ROLE	WT

INSTRUCTIONS

1. **ORIGINATING ACTIVITY:** Enter the name and address of the contractor, subcontractor, grantee, Department of Defense activity or other organization responsible for originating the report.
2. **REPORT SECURITY CLASSIFICATION:** Enter the overall security classification of the report. Indicate whether "Downgraded Data" is included. Marking is to be in accordance with appropriate security regulations.
3. **GROUP:** Automatic downgrading is specified in DoD Directive 5300.10 and Armed Forces Industrial Manual. Enter the group number. Also, when applicable, show that optional markings have been used for Group 1 and Group 2 as authorized.
4. **REPORT TITLE:** Enter the complete report title in all capital letters. Titles in all cases should be unclassified. If a meaningful title cannot be selected without classification, show title classification in all capitals in parentheses immediately following the title.
5. **DESCRIPTIVE NOTES:** If appropriate, enter the type of report, e.g., technical progress, summary, annual, or final, cover the major activities during the reporting period covered.
6. **AUTHOR(S):** Enter the name(s) of author(s) as shown on or in the report. Enter last name, first name, middle initial. If desired, show rank and branch of service. The name of the principal author is an absolute minimum requirement.
7. **REPORT DATE:** Enter the date of the report as day, month, year, or month, year. If more than one date appears in the report, use date of publication.
8. **TOTAL NUMBER OF PAGES:** The total page count should follow normal pagination procedures, i.e., enter the number of pages containing information.
9. **NUMBER OF REFERENCES:** Enter the total number of references cited in the report.
10. **CONTRACT OR GRANT NUMBER:** If appropriate, enter the applicable number of the contract or grant under which the report was written.
11. **PROJECT NUMBER:** Enter the appropriate military department identification, such as project number, subproject number, system number, task number, etc.
12. **ORIGINATOR'S REPORT NUMBER(S):** Enter the official report number by which the document will be identified and controlled by the originating activity. This number must be unique to the report.
13. **OTHER REPORT NUMBER(S):** If the report has been assigned any other report numbers (other by the originator or by the sponsor), also enter the numbers.
14. **AVAILABILITY LIMITATION NOTICES:** Enter any limitations on further dissemination of the report, other than those

imposed by security classification, using standard statements such as:

- (1) "Qualified requesters may obtain copies of this report from DDC."
- (2) "Foreign announcement and dissemination of this report by DDC is not authorized."
- (3) "U. S. Government agencies may obtain copies of this report directly from DDC. Other qualified DDC users shall request through _____."
- (4) "U. S. military agencies may obtain copies of this report directly from DDC. Other qualified users shall request through _____."
- (5) "All distribution of this report is controlled. Qualified DDC users shall request through _____."

If the report has been furnished to the Office of Technical Services, Department of Defense, for sale to the public, indicate this fact and enter the price, if known.

15. **SUPPLEMENTARY NOTES:** Use for additional explanatory notes.
16. **SPONSORING MILITARY ACTIVITY:** Enter the name of the departmental project office or laboratory sponsoring (paying for) the research and development. Include address.
17. **ABSTRACT:** Enter an abstract giving a brief and factual summary of the document indicative of the report, even though it may also appear elsewhere in the body of the technical report. If additional space is required, a continuation sheet shall be attached.

It is highly desirable that the abstract of classified reports be unclassified. Each paragraph of the abstract shall end with an indication of the military security classification of the information in the paragraph, represented as (TS), (S), (C), or (R).

There is no limitation on the length of the abstract. However, the suggested length is from 150 to 225 words.

18. **KEY WORDS:** Key words are technically meaningful terms or short phrases that characterize a report and may be used as index entries for cataloging the report. Key words must be selected so that no security classification is required. Identifiers, such as equipment model designation, trade name, military project code name, geographic location, may be used as key words but will be followed by an indication of technical content. The assignment of links, roles, and weights is optional.