

THE UNIVERSITY OF MICHIGAN

COLLEGE OF ENGINEERING
DEPARTMENT OF AEROSPACE ENGINEERING
GAS DYNAMICS LABORATORIES

An Axisymmetric Similarity Solution for Viscous Transonic Nozzle Flow

M. SICHEL and Y. K. YIN

CLEARANCE	AND
FOR PERMANENT	
Hardcopy	Microfilm
\$2.00	31.25
A	

DDC
RECEIVED
AUG 1966

The

Contract

Administered through:

OFFICE OF RESEARCH

AD 707253

Requests for additional copies by agencies of the Department of Defense, their contractors, and other Government agencies should be directed to:

Defense Documentation Center (DDC)
Cameron Station
Alexandria, Virginia 22314

Department of Defense contractors must be established for DDC services or have their "need-to-know" certified by the cognizant military agency of their project or contract.

THE UNIVERSITY OF MICHIGAN
COLLEGE OF ENGINEERING
Department of Aerospace Engineering
Gas Dynamics Laboratories

AN AXISYMMETRIC SIMILARITY SOLUTION FOR VISCOUS
TRANSONIC NOZZLE FLOW

M. Sichel and Y. K. Yin

ACCESSION FOR	
CPSTI	WHITE SECTION <input checked="" type="checkbox"/>
DOC	BUFF SECTION <input type="checkbox"/>
UNANNOUNCED	JUSTIFICATION <i>per 1473</i>
BY <i>Ln</i>	
DISTRIBUTION/AVAILABILITY CODE	
DMY.	AVAIL. and/or SPECIAL
<i>1</i>	

ORA Project 07146

under contract with:

THE ARMY RESEARCH ORGANIZATION
DURHAM, NORTH CAROLINA
CONTRACT NO. DA-31-124-ARO-D-276

administered through:

OFFICE OF RESEARCH ADMINISTRATION

ANN ARBOR

July 1966

TABLE OF CONTENTS

	Page
SUMMARY	iii
ACKNOWLEDGMENT	iv
LIST OF FIGURES	v
LIST OF SYMBOLS	vi
1. INTRODUCTION	1
2. THE AXISYMMETRIC NOZZLE SOLUTION	1
3. ASYMPTOTIC BEHAVIOR	7
4. NATURE OF THE FLOW	12
5. DISCUSSION	17
REFERENCES	18

SUMMARY

An axisymmetric viscous-transonic equation is presented. A nozzle type similarity solution of this equation has been found, which describes the initial stages in the development of shock-waves downstream of a converging-diverging nozzle throat. This solution is an extension of a two dimensional solution found previously (Sichel 1966). By an appropriate choice of an arbitrary scaling constant solutions were found such that there is essentially a weak normal shock near the axis with effects of wall and shock wave curvature occurring only at a sufficiently large radius. The upstream and downstream asymptotic behavior of these viscous-transonic nozzle solutions has been investigated.

ACKNOWLEDGMENT

The authors would like to express their appreciation to the Army Research Organization in Durham, N. C. for their support of this work under Contract DA-31-124-ARO-D-276.

The contents of this report have been submitted to the Journal of Fluid Mechanics for publication.

LIST OF FIGURES

Figure 1(a), (b), and (c). Numerical Solutions of the Equation

$$Z''' - 2ZZ'' - 2(Z' - \omega_1\sigma)(Z' + \omega_2\sigma) = 0$$

Figure 2(a). Isotachs and Streamlines Corresponding to Curve A in Fig. 1(a)

Figure 2(b). Isotachs and Streamlines Corresponding to Curve B in Fig. 1(c)

LIST OF SYMBOLS

A	$(1/2)(\gamma + 1) [1 + (\gamma - 1)/Pr'']^{-1}$
a	speed of sound
β	\bar{r}_t/\bar{L}_t
γ	ratio of specific heats
ϵ	expansion parameter, proportional to maximum deviation from sonic velocity
η	\bar{r}/\bar{r}_t
$\hat{\eta}$	$\nu^{*''}/\epsilon a^*$, of the order of weak shock thickness
μ''	longitudinal viscosity
ν	kinematic viscosity
Pr''	longitudinal Prandtl Number
\bar{r}	radial coordinate (dimensional)
R	$\sqrt{(1/2)(\gamma + 1)} \epsilon^{1/2} A(\bar{r}/\hat{\eta})$
σ	arbitrary scaling factor
S	$X + \sigma R^2$
\bar{u}	\bar{x} velocity component
U	$\epsilon^{-1} [(\bar{u}/a^*) - 1]$, also a standard solution of Weber's equation
V	$\epsilon^{-3/2} [(1/2)(\gamma + 1)]^{-1/2} (\bar{v}/a^*)$; also a standard solution of Weber's equation
\bar{v}	\bar{r} velocity component
\bar{x}	axial coordinate
X	$A(x/\hat{\eta})$
Z	centerline velocity

LIST OF SYMBOLS (cont.)

ζ_1, ζ_2 $Z - \omega_1 \sigma S$, $Z + \omega_2 \sigma S$

$(\bar{})$ dimensional quantities are indicated by a bar

$()^*$ asterisk refers to value at the critical point where the velocity equals the speed of sound

$()_s$ value on a streamline

1. INTRODUCTION

A similarity solution of the inviscid transonic equation describing flow near the throat of a converging-diverging nozzle was found by Tomotika and Tamada (1950) in the two dimensional case and by Tomotika and Hasimoto (1950) in the axisymmetric case. These solutions describe both the symmetrical Taylor flow with subsonic velocities upstream and downstream of the throat and the asymmetrical subsonic-supersonic Meyer flow, but do not permit a smooth transition between the two types of flow. Since this transition is accompanied by the formation of shock waves downstream of the nozzle throat this difficulty appears due to the neglect of viscous effects. If the longitudinal or compressive viscosity and the thermal conductivity are taken into account the inviscid transonic equation should be replaced by a "viscous-transonic" equation (Cole 1949, Sichel 1963, Szaniawski 1963). Sichel (1966) found nozzle type similarity solutions of the two dimensional viscous-transonic equation, that do permit the smooth transition from the Taylor to the Meyer type of flow and display the initial stages in shock wave formation downstream of the nozzle throat. An axisymmetric viscous transonic nozzle solution has also been found and is the main subject of the present paper.

2. THE AXISYMMETRIC NOZZLE SOLUTION

The viscous-transonic equation for the axisymmetric flow of a perfect

gas can be shown to be

$$U_{XXX} - (U^2)_{XX} + (U_R/R) + U_{RR} = 0 \quad , \quad (1)$$

and since the flow is irrotational to the order of approximation used in deriving (1)

$$U_R = V_X \quad . \quad (2)$$

In these equation X and R are dimensionless axial and radial coordinates and U and V are the corresponding dimensionless velocities. Equations (1) and (2) are derived from the full Navier-Stokes equations by a simultaneous coordinate stretching and series expansion, and since the derivation is almost identical to that of the two dimensional viscous-transonic equation (Sichel 1963) the details will not be reproduced here. Without the third order viscous term equation (1) is the same as the inviscid axisymmetric transonic equation (Guderley 1962); without the term U_R/R and with R replaced by Y equation (1) becomes the two dimensional viscous-transonic equation.

The stretched dimensionless coordinates X and R , and the corresponding velocities U and V are related to dimensional coordinates \bar{x} , \bar{r} , and velocities \bar{u} , \bar{v} by

$$X = A (\bar{x}/\hat{\eta}) \quad ; \quad R = \sqrt{(1/2)(\gamma + 1)} \epsilon^{1/2} A (\bar{r}/\hat{\eta}) \quad (3)$$

$$(\bar{u}/a^*) = 1 - \epsilon U \quad ; \quad (\bar{v}/a^*) = \epsilon^{3/2} \sqrt{(1/2)(\gamma + 1)} V$$

where

$$A = (1/2)(\gamma + 1) [1 + (\gamma - 1)/Pr'']^{-1}.$$

In equation (3) a^* is the critical speed of sound while ϵ is a small parameter proportional to the maximum deviation of (u/a^*) from the sonic value. The characteristic length η is equal to $(\mu^{*''}/\epsilon \rho^* a^*)$, which is of the order of the thickness of a weak shock. μ'' is the compressive or longitudinal viscosity (Hayes 1958) while ρ is the density, and the asterisk refers to conditions at the sonic point. The Prandtl number Pr'' is based on the viscosity μ'' and is assumed constant. The relations between the deviations of the pressure, density, and temperature from their critical values and the velocity perturbation U are identical to those within an acoustic wave (Sichel 1963).

The transformation

$$U = Z(S) + 2\sigma^2 R^2 \quad (4)$$

$$S = X + \sigma R^2$$

which was also used by Tomotika and Hasimoto (1950) reduces the axisymmetric viscous transonic equation to the ordinary differential equation

$$Z''' - 2ZZ'' - 2(Z' - \omega_1 \sigma)(Z' + \omega_2 \sigma) = 0 \quad (5)$$

where

$$\omega_1 = \sqrt{5} + 1 \quad , \quad \omega_2 = \sqrt{5} - 1 \quad .$$

The flow described by equation (4) can be considered to be a nozzle flow by choosing one of the streamtubes as the nozzle wall. $Z(S)$ will be the value of U on the nozzle axis $R = 0$. The arbitrary constant σ is related to the streamline curvature and will be discussed further below.

Except for the value of the constants ω_1 and ω_2 equation (5) is identical to the ordinary differential equation considered in the two dimensional case; therefore, the properties of equation (5) are similar to those of the two dimensional equation, which has been discussed in detail by Sichel (1966).

As before the inviscid solutions

$$Z = \omega_1 \sigma (S - b) \tag{6a}$$

$$Z = - \omega_2 \sigma (S - b) \tag{6b}$$

also satisfy the viscous equation, and (6a) represents the inviscid Meyer type subsonic-supersonic accelerating flow. The arbitrary constant b locates the sonic point $Z = 0$. Again the behavior of solutions of (5) in the Z'' , Z' , Z phase space can be established by studying the two dimensional trajectories obtained when Z is held constant, and there will be singularities where the inviscid solutions pierce the $Z = \text{constant}$ planes. The point $Z' = \omega_1 \sigma$, $Z'' = 0$ will be a saddle-point for all Z while the point $Z' = - \omega_2 \sigma$, $Z'' = 0$ will be an unstable node, an unstable spiral point, a stable spiral point, and

a stable node respectively for Z corresponding to the ranges

$$Z > \sqrt{2\sigma(\omega_1 + \omega_2)}; \sqrt{2\sigma(\omega_1 + \omega_2)} > Z > 0; 0 > Z > -\sqrt{2\sigma(\omega_1 + \omega_2)}; \\ -\sqrt{2\sigma(\omega_1 + \omega_2)} > Z$$

Thus any solution starting near the inviscid accelerating solution will diverge from it for all Z ; however, some of these solutions pass through a maximum and then asymptotically approach the inviscid decelerating solution.

Numerical solutions of equation (5) representing stages in the transition from the Taylor to the Meyer type of flow are shown in figures 1. a, b, and c for $\sigma = 1.0, 0.5$, and 0.1 , and were obtained by choosing initial values very close to the accelerating inviscid solution and lying on the directrix of the saddle-point in the corresponding $Z = \text{constant}$ plane. Integrating equation (5) once yields

$$Z'' - 2(ZZ') + \omega_1(\omega_1 - \omega_2)Z + 2\omega_1\omega_2\sigma^2S = C_1, \quad (7)$$

and initial conditions $Z(S_0)$, $Z'(S_0)$ and $Z''(S_0)$ were chosen so that the constant $C_1 = 0$ for then it follows from equation (7) that the transitional solutions will be asymptotic to $Z = -\omega_2\sigma S$ as $S \rightarrow +\infty$ and to $Z = \omega_1\sigma S$ as $S \rightarrow -\infty$.

In figure 1, Z represents the nozzle centerline velocity distribution so that $Z = 0$ corresponds to the sonic point. As in the two dimensional case, figure 1 shows the gradual development of what appears to be a shock wave

as the maximum of Z increases beyond the sonic value. With increasing Z_{\max} the velocity gradient steepens in the region of transition from supersonic to subsonic flow. The expansion scheme which provides the basis for the derivation of the viscous-transonic equation will be valid only if U , and hence Z are $O(1)$; therefore, the solutions with Z_{\max} greater than 2.0 to 3.0, while of interest with regard to the overall behavior of equation (5), cannot accurately represent the transition from the Taylor to the Meyer flow. As the parameter σ decreases the supersonic-subsonic transition shifts to larger values of S for a given value of Z_{\max} . With $\sigma = 0.1$ these transitions appear to closely approximate a normal shock wave with almost uniform upstream and downstream flow.

Weak normal shock waves are to order ϵ symmetrical with respect to the sonic point for if the stream velocity $\bar{u}_1/a^* = 1 + \epsilon U_1$ the velocity \bar{u}_2/a^* downstream of the shock will be $1 - \epsilon U_1$. Supposing Z_{\max} to be U_1 it can be seen that, as in two dimensions, nozzle flow transitions overshoot the corresponding downstream Hugoniot value $U_2 = -Z_{\max}$. For subsonic Taylor type flows with $S < 0$, Z diverges from the inviscid solution $Z = \omega_1 \sigma S$ very slowly, but for large positive values of S the solution $Z(S)$ very rapidly deviates from the inviscid solution. On the other hand, even for $S \gg 1$ the solutions approach the decelerating inviscid solution $Z = -\omega_2 \sigma S$ very gradually. This behavior can be verified analytically by studying the asymptotic behavior of Z near the two inviscid solutions as discussed below.

3. ASYMPTOTIC BEHAVIOR

Although equation (5) could only be solved numerically it is possible to analytically determine the asymptotic behavior of $Z(S)$ where it lies near the inviscid solutions. Thus from

$$\begin{aligned} Z &= \omega_1 \sigma S + \zeta_1 \\ Z &= -\omega_2 \sigma S + \zeta_2 \end{aligned} \tag{8}$$

it follows that the perturbations $\zeta_1, \zeta_2 \ll 1$ respectively where Z asymptotically approaches the inviscid solutions $Z = \omega_1 \sigma S$ and $Z = -\omega_2 \sigma S$.

Substituting equations (8) into equation (7) for Z and dropping terms of $O(\zeta_1^2)$ and $O(\zeta_2^2)$ then yields the following linear differential equations for ζ_1 and ζ_2 .

$$\begin{aligned} \zeta_1'' - 2\omega_1 \sigma S \zeta_1' - 2\omega_2 \sigma \zeta_1 &= 0 \\ \zeta_2'' + 2\omega_2 \sigma S \zeta_2' + 2\omega_1 \sigma \zeta_2 &= 0 \end{aligned} \tag{9}$$

Equations (9) are readily reduced to Weber's equation and have the solutions

$$\begin{aligned} \zeta_1 &= e^{\frac{1}{2} \omega_1 \sigma S^2} \left[C_3 U \left(\frac{\omega_2}{\omega_1} - \frac{1}{2}, S \right) + C_4 V \left(\frac{\omega_2}{\omega_1} - \frac{1}{2}, S \right) \right] \\ \zeta_2 &= e^{-\frac{1}{2} \omega_2 \sigma S^2} \left[C_5 U \left(\frac{\omega_1}{\omega_2} - \frac{1}{2}, S \right) + C_6 V \left(\frac{\omega_1}{\omega_2} - \frac{1}{2}, S \right) \right] \end{aligned} \tag{10}$$

where $U(a, S)$, $V(a, S)$ are parabolic cylinder functions of S with parameter a as defined and tabulated by Miller (1964); and C_3 , C_4 , C_5 , and C_6 are arbitrary constants.

The numerical results for $Z(S)$ (Figure 1) indicate a difference in the behavior of ζ_1 and ζ_2 for large S and this can be verified from equations (10). Thus, using the asymptotic expansion for U and V as $S \rightarrow +\infty$ (Miller, 1964) and keeping only the largest term in each expansion it follows that

$$\begin{aligned} \zeta_1(S) &\sim C_3 S^{-\frac{\omega_2}{\omega_1}} \left[1 + O(1/S^2) \right] + C_4 S^{\frac{\omega_2}{\omega_1} - 1} e^{\omega_1 \sigma S^2} \left[1 + O(1/S^2) \right] \\ \zeta_2(S) &\sim C_5 S^{\frac{\omega_1}{\omega_2} - 1} e^{-\omega_2 \sigma S^2} \left[1 + O(1/S^2) \right] + C_6 S^{-\frac{\omega_1}{\omega_2}} \left[1 + O(1/S^2) \right] \end{aligned} \quad (11)$$

For a given S_0 the choice of $\zeta_1(S_0)$, $\zeta_2(S_0)$, $\zeta_1'(S_0)$, and $\zeta_2'(S_0)$ determines the constants in equations (10). Asymptotic expressions for the derivatives $\zeta_1'(S)$ and $\zeta_2'(S)$ are thus required and can be determined by differentiating equations (9) and determining the asymptotic behavior of the solution of the resultant Weber's equation for ζ_1' and ζ_2' with the result that as $S \rightarrow \infty$

$$\begin{aligned}\zeta_1'(S) &\sim -\frac{\omega_2}{\omega_1} C_3 S^{-\left(\frac{\omega_2}{\omega_1} + 1\right)} \left[1 + O(1/S^2)\right] + 2\omega_1^\sigma C_4 S^{\frac{\omega_2}{\omega_1}} e^{\omega_1^\sigma S^2} \left[1 + O(1/S^2)\right] \\ \zeta_2'(S) &\sim -2\omega_2 C_5^\sigma S^{\frac{\omega_1}{\omega_2}} e^{-\omega_2^\sigma S^2} \left[1 + O(1/S^2)\right] - \frac{\omega_1}{\omega_2} C_6 S^{-\left(\frac{\omega_1}{\omega_2} + 1\right)} \left[1 + O(1/S^2)\right]\end{aligned}\quad (12)$$

The need to differentiate the asymptotic expansions (11) directly, a procedure generally not valid (De Bruijn, 1958), is thereby avoided. The form of (12) is such that C_3 , C_4 , C_5 , and C_6 are the same as the constants in equation (11), and equation (11) can be recovered by integrating the asymptotic expressions (12). The constants in equation (10) can now be evaluated with the result that

$$\zeta_1(S) = D \left(\frac{S}{S_0}\right)^{-\frac{\omega_2}{\omega_1}} + E \left(\frac{S}{S_0}\right)^{\frac{\omega_2}{\omega_1} - 1} e^{\omega_1^\sigma (S^2 - S_0^2)} \quad (13a)$$

$$\zeta_2(S) = F \left(\frac{S}{S_0}\right)^{\frac{\omega_1}{\omega_2} - 1} e^{-\omega_2^\sigma (S^2 - S_0^2)} + G \left(\frac{S}{S_0}\right)^{-\frac{\omega_1}{\omega_2}} \quad (13b)$$

with

$$D = \left(\zeta_{10} - \frac{\zeta_{10}'}{2\omega_1^\sigma S_0} \right) \left(1 + \frac{\omega_2}{2\omega_1^2 \sigma S_0^2} \right)^{-1} ;$$

$$E = \frac{1}{2\omega_1\sigma} \left(\frac{\zeta_{10}}{\mu_1} \frac{\omega_2}{S_0^2} + \frac{\zeta_{10}'}{S_0} \right) \left(1 + \frac{\omega_2}{2\omega_1^2\sigma S_0^2} \right)^{-1}$$

$$F = -\frac{1}{2\omega_2\sigma} \left(\frac{\zeta_{20}}{\mu_2} \frac{\omega_1}{S_0^2} + \frac{\zeta_{20}'}{S_0} \right) \left(1 - \frac{\omega_1}{2\sigma\omega_2^2 S_0^2} \right)^{-1} ;$$

$$G = \left(\zeta_{20} + \frac{\zeta_{20}'}{2\sigma\omega_2 S_0} \right) \left(1 - \frac{\omega_1}{2\sigma\omega_2^2 S_0^2} \right)^{-1}$$

where the subscript zero indicates values at $S = S_0$.

Equation (13a) shows that, except for the special case $E = 0$, $\zeta_1(S)$ increases very rapidly for $S > S_0$ as do the numerical solutions in Figure 1. The term $(S/S_0)^{-\omega_2/\omega_1}$ dies out with increasing S and so will have little effect upon ζ_1 . Equation (13a) is consistent with the saddle-point behavior near $Z = \omega_1\sigma S$ discussed previously, for $\zeta_1(S)$ will tend to zero with increasing S only in the special case

$$\zeta_{10} = -(\omega_1/\omega_2) S_0 \zeta_{10}'$$

for which $E = 0$, otherwise ζ_1 increases with increasing S . As S decreases, i.e., $S < S_0$, the exponential part of (13a) decays rapidly but the $(S/S_0)^{-\omega_2/\omega_1}$ term increases unless $D = 0$. The special solutions $D = 0$ and $E = 0$ thus correspond to solutions lying on the directrices of the saddle-point, and the solution which approaches $Z = \omega_1\sigma S$ as S decreases is clearly

the one with $\psi = 0$. The numerical integrations were started near $Z = \omega_1 \sigma S$ and at points lying on the directrix of the solution diverging from the point $Z' = \omega_1 \sigma$, $Z'' = 0$, in the appropriate $Z = \text{constant}$ plane, a procedure equivalent to choosing $D = 0$. Nevertheless, because of round-off errors the solutions always diverge from the inviscid solution when integrating backward from the starting point.

Both terms of the expansion for $\zeta_2(S)$, equation (13b), tend to zero with increasing S in accord with the fact that the point $Z' = \omega_2 \sigma$, $Z'' = 0$ is a stable node in the $Z = \text{constant}$ plane for $Z < -2\sigma^{1/2} \sqrt{\omega_2 + 1}$. The exponential term decays rapidly when $S > S_0$ so that $\zeta_2(S)$ will be dominated by $(S/S_0)^{-\omega_1/\omega_2}$ and so approaches the inviscid solution $Z = -\omega_2 \sigma S$ relatively slowly as do the numerical solutions in figure 1.

The asymptotic expansions for $U(a, S)$ and $V(a, S)$ presented by Miller (1964) are not valid for $S < 0$; however, by using the expansion for $U(a, -S)$ (Whittaker and Watson, 1952) together with appropriate recursion formulas for U and V and redefining the standard solution for Weber's equation in the cases $S < 0$ equations (13a) and (13b) for ζ_1 and ζ_2 can be shown to be valid for $S \rightarrow -\infty$. Now, however, for $S > S_0$, $S^2 < S_0^2$ so that the exponential term in equation (13a) decays rapidly while the power term $(S/S_0)^{-\omega_2/\omega_1}$ increases. Again in accord with the numerical curves, Z deviates from the inviscid solution very slowly with increasing S as $S_0 \rightarrow -\infty$, particularly since $\omega_2/\omega_1 = 0.382$ in the axisymmetric case.

From the inviscid solution of Tomotika and Hasimoto (1950) for Z it can be shown that $\zeta_1 \sim |S|^{-\omega_2/\omega_1}$ and $\zeta_2 \sim |S|^{-\omega_1/\omega_2}$ as $S \rightarrow \pm \infty$. The exponential terms in equations (13a) and (13b), which account for the difference in the behavior of the subsonic and supersonic solutions, thus reflect the effects of viscosity.

The discussion of asymptotic behavior given above is fully applicable to the two dimensional case (Sichel, 1966) provided the two dimensional values $\omega_1, \omega_2 = 2.0, 1.0$ are used in place of the axisymmetric values $\omega_1, \omega_2 = (\sqrt{5} + 1), (\sqrt{5} - 1)$.

4. NATURE OF THE FLOW

To compute the streamlines corresponding to the solutions in figure 1 the vertical velocity, V , must be known, and can be determined from the irrotationality condition and equation (7) with the result

$$V = 2\sigma RZ + 4\sigma^2 RX + \frac{\omega_1\omega_2}{2} \sigma^3 R^3 \frac{C_1}{2} R + \frac{C_2}{R} \quad (14)$$

The arbitrary constant C_2 is taken to be zero since only solutions with finite V on the axis $R = 0$ are of interest. The constant C_1 merely translates the origin of S and so, for convenience, will be taken as zero. Unlike equation (5) and the foregoing asymptotic analysis, equation (14) cannot be extended to the two dimensional case. To the present order of approximation the streamlines satisfy the differential equation

$$\frac{d\bar{r}_S}{d\bar{x}} = \epsilon^{3/2} \left(\frac{\gamma + 1}{2} \right)^{1/2} V \quad (15)$$

where $\bar{r}_S(\bar{x})$ is the variation of the radius \bar{r} along any given streamline.

In terms of $R_S(x)$ equation (15) becomes

$$\frac{dR_S}{dX} = \epsilon^2 \left(\frac{\gamma + 1}{2} \right) V \quad (16)$$

The significance of ϵ^2 in (16) and the relation between solutions in the X - R and physical \bar{x} - \bar{r} plane are the same as in the two dimensional case (Sichel, 1966).

Generally it is desirable to specify the ratio of throat radius \bar{r}_t to the radius of curvature of the nozzle wall streamline. To the present order of approximation the streamline curvature, \bar{L}^{-1} , at any point in the flow is given by

$$\frac{1}{\bar{L}} = \frac{d^2 r_S}{d\bar{x}^2} = \epsilon^{3/2} \left(\frac{\gamma + 1}{2} \right)^{1/2} \frac{dV}{d\bar{x}} = 2\epsilon^{3/2} \left(\frac{\gamma + 1}{2} \right)^{1/2} \frac{A}{\bar{\lambda}} \sigma R (Z' + 2\sigma) \quad (17)$$

where \bar{L} is the streamline radius of curvature. For most cases of interest the transition from supersonic to subsonic flow occurs well beyond the throat; hence, the flow in the immediate vicinity of the throat follows the inviscid solution, $Z = \omega_1 \sigma S$, so that (\bar{L}/η) is given by

$$(L/\hat{\eta}) = \left[2\epsilon^{3/2} \sqrt{(1/2)(\gamma + 1)} R\sigma^2 (\omega_1 + 2) \right]^{-1} \quad (18)$$

With the ratio \bar{r}_t/\bar{L}_t of throat radius to wall radius of curvature fixed at β , the throat radius \bar{r}_t will then be

$$\bar{r}_t = \frac{\hat{\eta}\beta^{1/2}}{A\epsilon\sigma (\gamma + 1)(\omega_1 + 2)^{1/2}} \quad (19)$$

The axial throat coordinate \bar{x}_t is derived using the condition $V = 0$ at the throat as in the two dimensional case (Sichel 1966).

Isotachs, or lines of constant speed in the \bar{r} - \bar{x} plane correspond to curves along which U is constant to the present order of approximation, and so can be determined from equation (4) and the numerical solutions for Z . In the region of inviscid flow the velocity perturbations ϵU and $\epsilon^{3/2} \sqrt{(1/2)(\gamma + 1)} V$ are given by

$$\epsilon U = \frac{\bar{u}}{a^*} - 1 = \frac{\omega_1\beta^{1/2}}{[(\gamma + 1)(\omega_1 + 2)]^{1/2}} \xi + \frac{\beta}{2} \eta^2 \quad (20)$$

$$\epsilon^{3/2} \sqrt{(1/2)(\gamma + 1)} V = \frac{\bar{v}}{a^*} = \beta\eta\xi + \frac{2(\omega_1 + 1)\beta^{3/2} [(1/2)(\gamma + 1)]^{1/2}}{[2(\omega_1 + 2)]^{3/2}} \eta^3 \quad (21)$$

when \bar{r}_t is chosen as a reference length so that

$$\xi = (\bar{x}/\bar{r}_t) \quad ; \quad \eta = (\bar{r}/\bar{r}_t) \quad .$$

Integration of equation (15) using (21) for \bar{v}/a^* then yields the following expression for the wall streamline in the portion of the flow where

$$Z = \omega_1 \sigma S:$$

$$\frac{\bar{r}}{\bar{r}_t} = \eta = e^{(1/2)\beta\xi^2} \left[e^{\beta\xi_t^2} - \frac{4(\omega_1 + 1)\beta^{3/2}\Gamma^{1/2}}{[2(\omega_1 + 2)]^{3/2}} \int_{\xi_t}^{\xi} e^{\beta\lambda^2} d\lambda \right]^{-1/2} \quad (22)$$

With ξ_t , the throat coordinate, given by

$$\xi_t = (x_t/r_t) = - \frac{2\beta^{1/2}(\omega_1 + 1)\Gamma^{1/2}}{[2(\omega_1 + 2)]^{3/2}} \quad (23)$$

Equation (22) shows that $\eta \rightarrow \infty$ for sufficiently large ξ , but for those solutions with Z , and $U \sim O(1)$ transition to subsonic flow occurs long before η diverges to infinity. Once Z deviates from $Z = \omega_1 \sigma S$ equation (15) can only be integrated numerically.

The relation between the arbitrary constant σ and the nozzle flow field can be seen from equations (18), and (19). With ϵ , η , and γ fixed the streamline radius of curvature \bar{L} varies inversely with σ^2 for a given fixed radius R , and the velocity gradient of the inviscid solutions ahead of and behind the viscous transition decreases as is evident from figure 1. As

discussed previously with this decrease in velocity gradient the viscous transition, at least on the nozzle centerline, approaches the Taylor (1910) shock transition. For fixed β and ϵ the nozzle throat radius \bar{r}_t varies inversely with σ , (equation (19)).

Typical isotach contours and streamlines for $\sigma = 1.0$ and 0.1 , corresponding to curves A and B in figures 1(a) and 1(c), are shown in figures 2(a) and 2(b) in the ξ - η plane. Figures 2(a) and 2(b) have been drawn using numerical solutions with the same peak value of Z , and with wall streamlines corresponding to $\beta = 0.21$ as in the paper by Tomotika and Hasimoto (1950). Since the flow is axisymmetric the isotachs are really the intersections of constant speed surfaces with planes through the nozzle axis.

The strange shape of the isotachs downstream of the region of rapid deceleration in figure 1(b) results from the slight increase in $Z(S)$ immediately behind the shock like transition. The $\sigma = 0.1$ wall streamline has a second minimum some distance downstream of the supersonic-subsonic transition; however, for streamlines with β sufficiently small this second throat disappears. An inherent property of similarity solutions, such as presented here, is, of course, the inability to specify streamline shapes a-priori. The shock like nature of the supersonic-subsonic transition is clearly indicated particularly in the case of $\sigma = 0.1$.

5. DISCUSSION

The axisymmetric nozzle similarity solutions are quite similar to the two dimensional solutions found previously (Sichel 1966). In the present case the asymptotic behavior of the solutions for the centerline velocity Z has been investigated, and the difference in the behavior of the numerical solutions in regions of subsonic and supersonic flow has been verified analytically. The effect of the parameter σ upon the nozzle solutions has been examined. Figure 2(b) shows that when $\sigma \ll 1$ solutions are obtained such that there is essentially a weak normal shock near the axis with effects of the wall and shock curvature occurring only for sufficiently large \bar{r} as was anticipated previously.

REFERENCES

- Cole, J. 1949 Problems in Transonic Flow. Ph.D. Thesis, California Institute of Technology.
- DeBruijn, N.G. 1961 Asymptotic Methods in Analysis. Amsterdam: North-Holland Publishing Co.
- Guderley, K.G. 1962 The Theory of Transonic Flow. Reading: Addison Wesley.
- Hayes, W.D. 1958 Fundamentals of Gas Dynamics, Sec.D. Princeton: Princeton University Press.
- Miller, J.C.P. 1964 Parabolic Cylinder Functions. Chapt. 19. Handbook of Mathematical Functions (ed. M. Abramowitz and I.A. Stegun). U.S. National Bureau of Standards, Washington, D.C.
- Sichel, M. 1963 Phys. Fluids, 6, 653.
- Sichel, M. 1966 Journ. of Fluid Mech. (in press).
- Szaniawski, A. 1963 Archiwum Mechaniki Stosowanej, 15, 904.
- Taylor, G.I. 1910 Proc. Roy. Soc. A, 84, 371.
- Tomotika, S. and Hasimoto, Z. 1950 J. Math. Phys. 29, 105.
- Tomotika, S. and Tamada, K. 1950 Quart. Appl. Math. 7, 381.
- Whittaker, E.T. and Watson, G.N. 1952 A course of modern analysis. 4th ed. Cambridge, England: Cambridge Univ. Press.

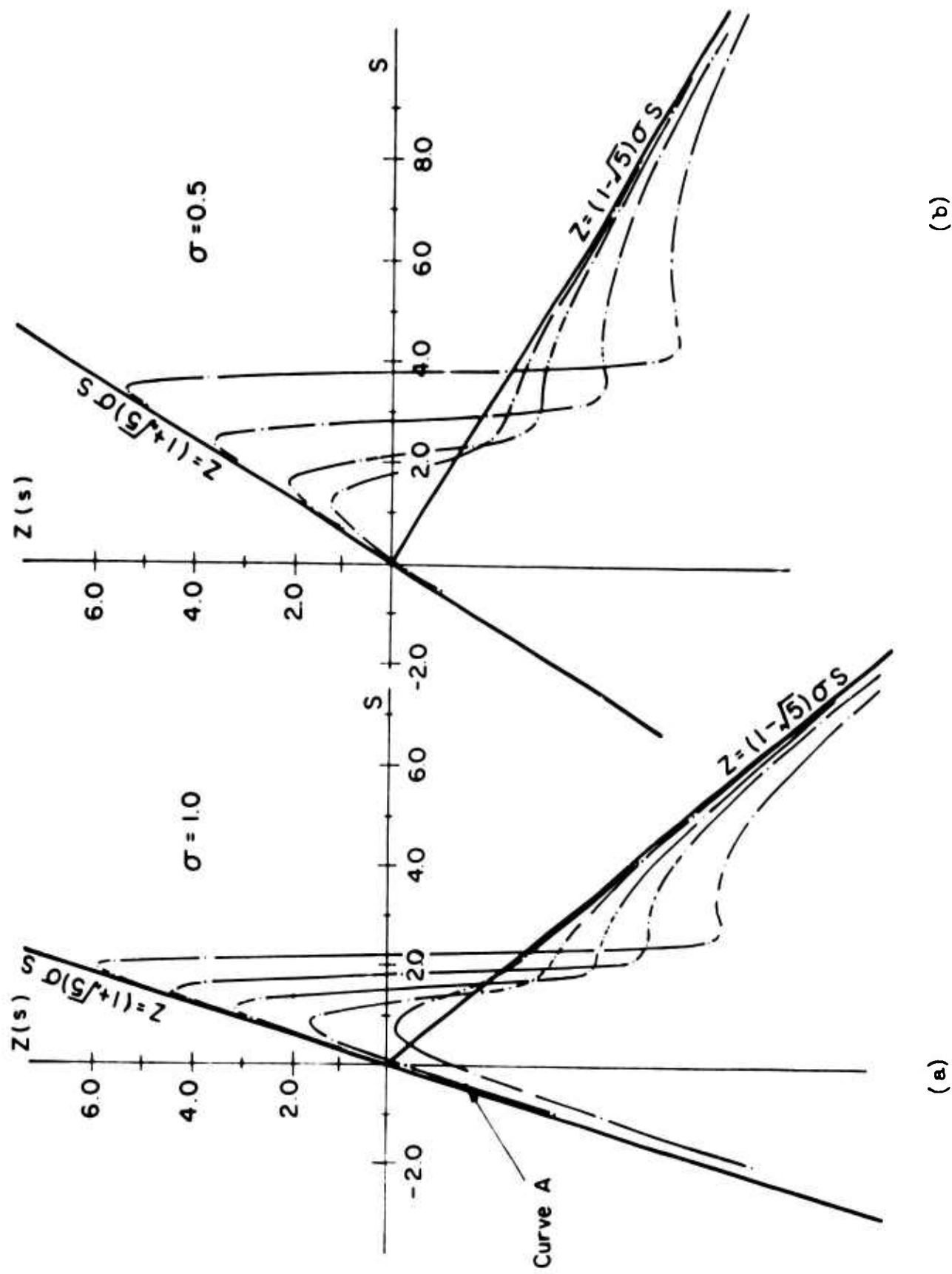
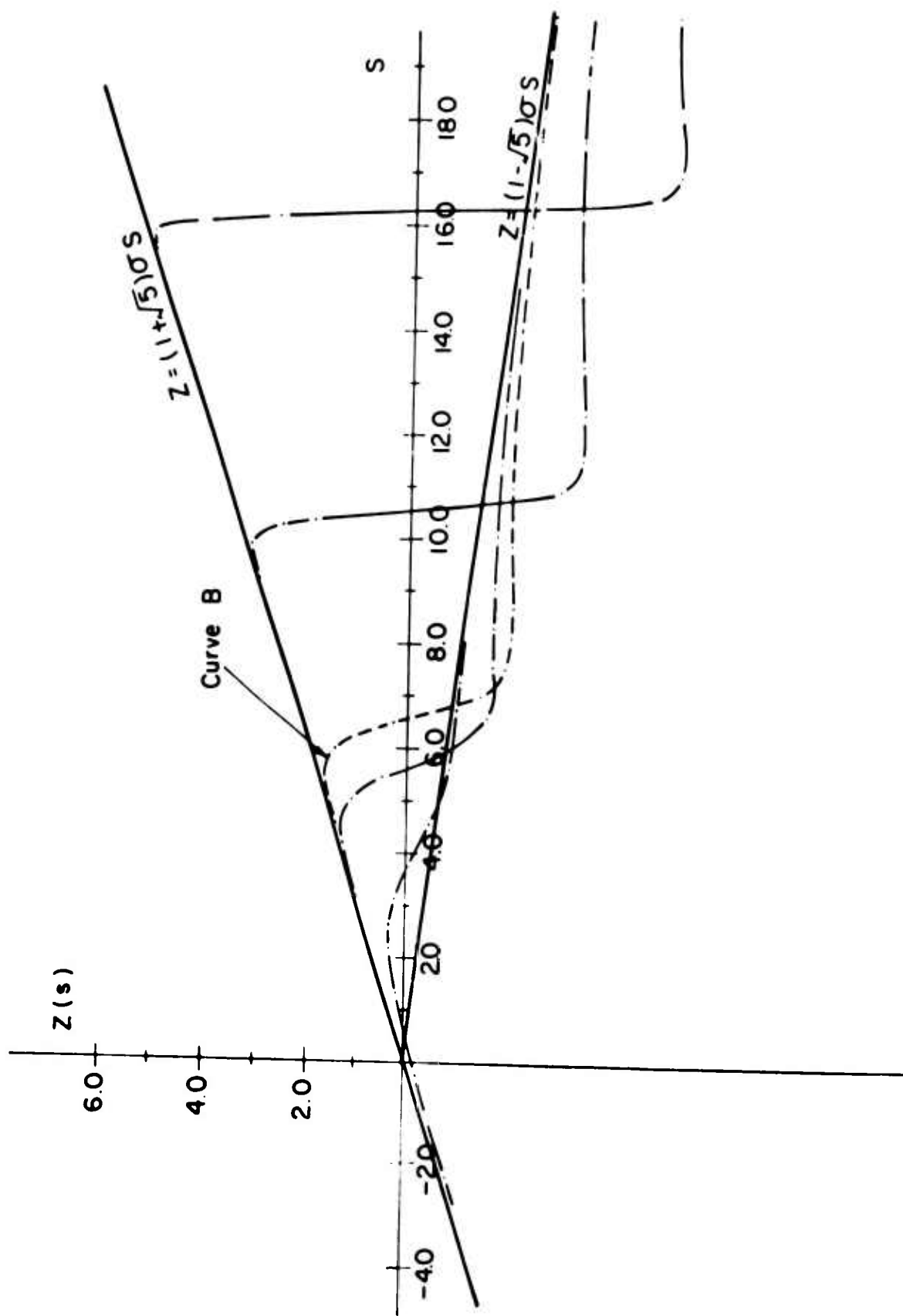


Figure 1(a), (b), and (c). Numerical Solutions of the Equation

$$Z''' - 2ZZ'' - 2(Z' - \omega_1\sigma)(Z' + \omega_2\sigma) = 0$$



(c)

Figure 1 (Concluded)

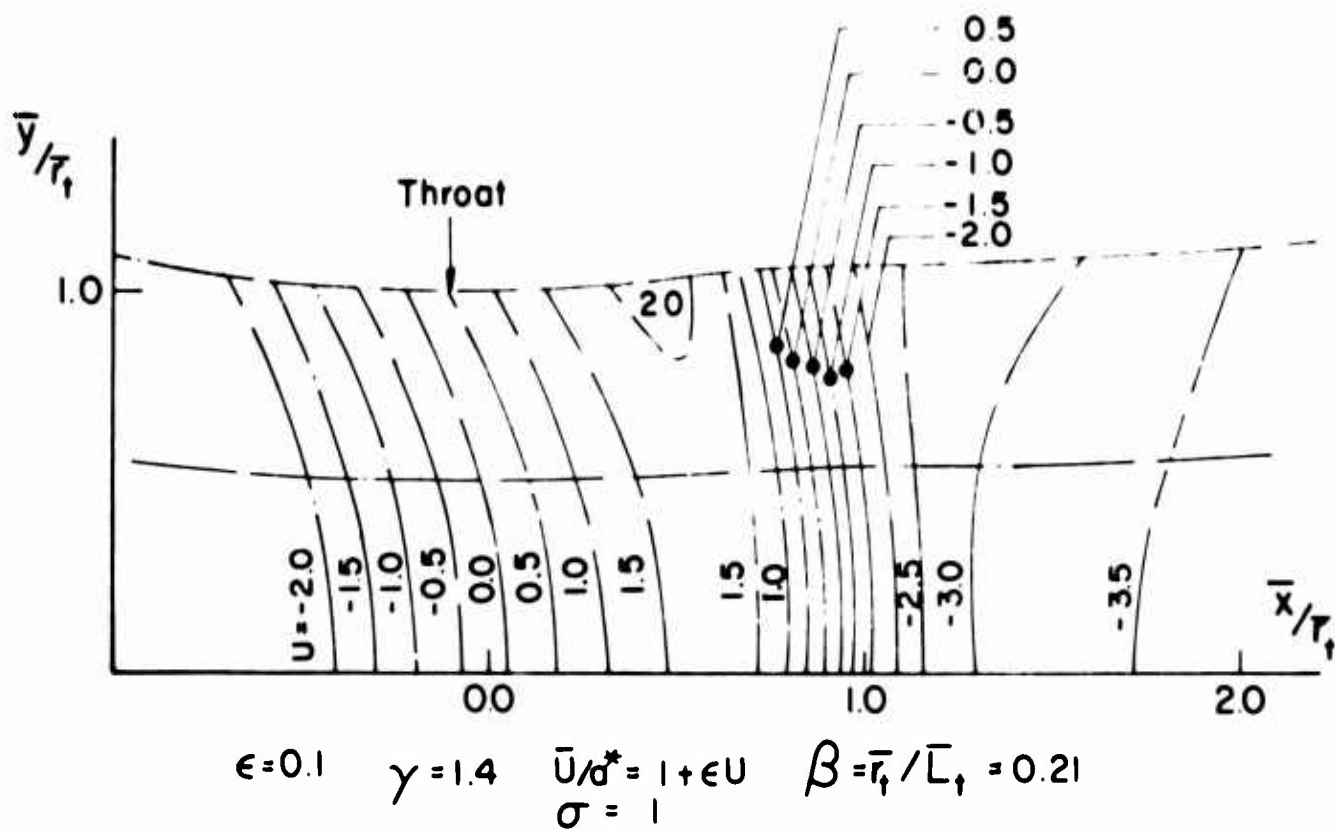


Figure 2(a). Isotachs and Streamlines Corresponding to Curve A in Fig. 1(a)

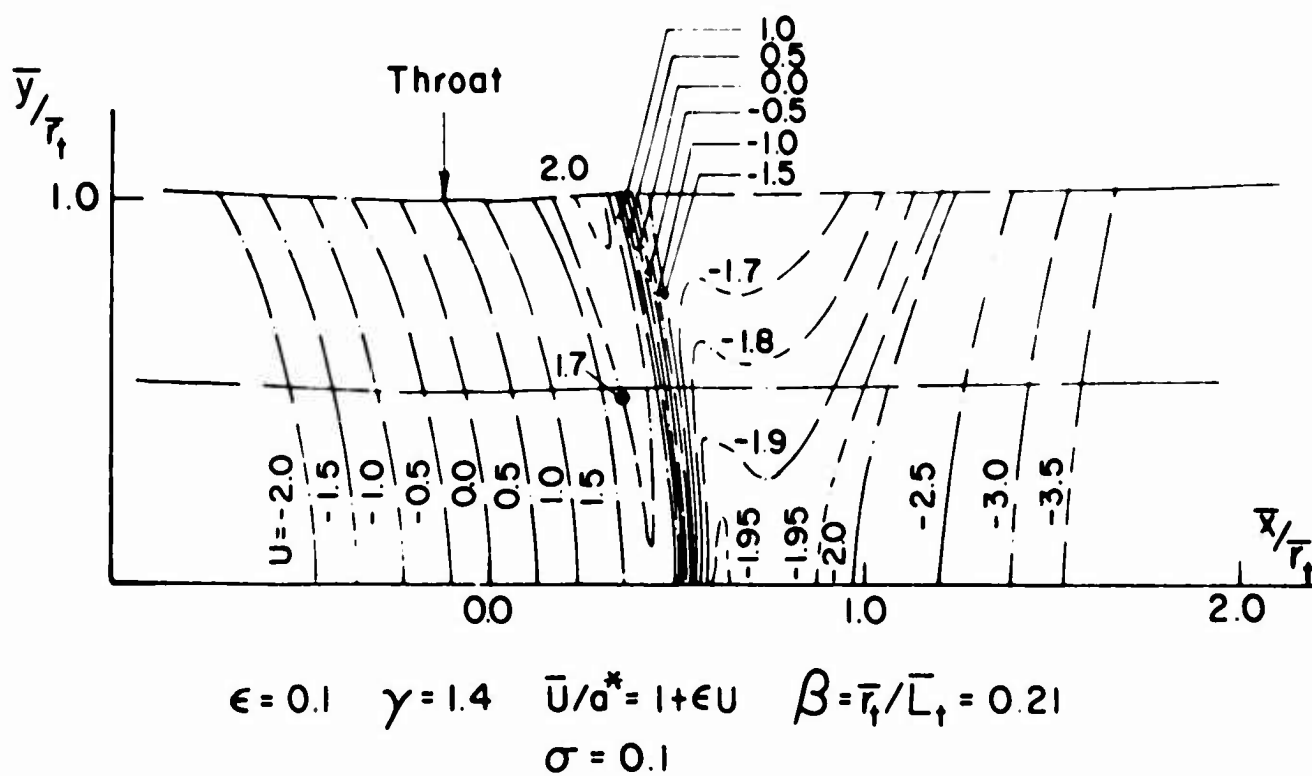


Figure 2(b). Isotachs and Streamlines Corresponding to Curve B in Fig. 1(c)

BLANK PAGE

Unclassified

Security Classification

DOCUMENT CONTROL DATA - R&D

(Security classification of title, body of abstract and indexing annotation must be entered when the overall report is classified)

1. ORIGINATING ACTIVITY (Corporate author) The University of Michigan		2 a. REPORT SECURITY CLASSIFICATION Unclassified 2 b. GROUP NA	
3. REPORT TITLE An Axisymmetric Similarity Solution for Viscous Transonic Nozzle Flow			
4. DESCRIPTIVE NOTES (Type of report and inclusive dates) Technical Report - July 1966			
5. AUTHOR(S) (Last name, first name, initial) Sichel, M. Yin, Y. K.			
6. REPORT DATE July, 1966		7 a. TOTAL NO. OF PAGES 18 plus figures	7 b. NO. OF REFS 12
8 a. CONTRACT OR GRANT NO. DA-31-124-ARO-D-276 b. PROJECT NO. ORA Project 07146 c. d.		9 a. ORIGINATOR'S REPORT NUMBER(S) 07146-1-T 9 b. OTHER REPORT NO(S) (Any other numbers that may be assigned this report) 3537.2-E	
10. AVAILABILITY/LIMITATION NOTICES Distribution of this document is unlimited. The findings in this report are not to be construed as an official Department of the Army position, unless so designated by other authorized documents.			
11. SUPPLEMENTARY NOTES None		12. SPONSORING MILITARY ACTIVITY U. S. Army Research Office-Durham Box CM, Duke Station Durham, N. C. 27706	
13. ABSTRACT An axisymmetric viscous-transonic equation is presented. A nozzle type similarity solution of this equation has been found, which describes the initial stages in the development of shock-waves downstream of a converging-diverging nozzle throat. This solution is an extension of a two dimensional solution found previously (Sichel 1966). By an appropriate choice of an arbitrary scaling constant solutions were found such that there is essentially a weak normal shock near the axis with effects of wall and shock wave curvature occurring only at sufficiently large radius. The upstream and downstream asymptotic behavior of these viscous-transonic nozzle solution has been investigated.			

Security Classification

14. KEY WORDS	LINK A		LINK B		LINK C	
	ROLE	WT	ROLE	WT	ROLE	WT
Nozzle Flow Viscous Transonic Nozzle Flow Shock-Waves						

INSTRUCTIONS

1. **ORIGINATING ACTIVITY:** Enter the name and address of the contractor, subcontractor, grantee, Department of Defense activity or other organization (*corporate author*) issuing the report.

2a. **REPORT SECURITY CLASSIFICATION:** Enter the overall security classification of the report. Indicate whether "Restricted Data" is included. Marking is to be in accordance with appropriate security regulations.

2b. **GROUP:** Automatic downgrading is specified in DoD Directive 5200.10 and Armed Forces Industrial Manual. Enter the group number. Also, when applicable, show that optional markings have been used for Group 3 and Group 4 as authorized.

3. **REPORT TITLE:** Enter the complete report title in all capital letters. Titles in all cases should be unclassified. If a meaningful title cannot be selected without classification, show title classification in all capitals in parenthesis immediately following the title.

4. **DESCRIPTIVE NOTES:** If appropriate, enter the type of report, e.g., interim, progress, summary, annual, or final. Give the inclusive dates when a specific reporting period is covered.

5. **AUTHOR(S):** Enter the name(s) of author(s) as shown on or in the report. Enter last name, first name, middle initial. If military, show rank and branch of service. The name of the principal author is an absolute minimum requirement.

6. **REPORT DATE:** Enter the date of the report as day, month, year, or month, year. If more than one date appears on the report, use date of publication.

7a. **TOTAL NUMBER OF PAGES:** The total page count should follow normal pagination procedures, i.e., enter the number of pages containing information.

7b. **NUMBER OF REFERENCES:** Enter the total number of references cited in the report.

8a. **CONTRACT OR GRANT NUMBER:** If appropriate, enter the applicable number of the contract or grant under which the report was written.

8b, 8c, & 8d. **PROJECT NUMBER:** Enter the appropriate military department identification, such as project number, subproject number, system numbers, task number, etc.

9a. **ORIGINATOR'S REPORT NUMBER(S):** Enter the official report number by which the document will be identified and controlled by the originating activity. This number must be unique to this report.

9b. **OTHER REPORT NUMBER(S):** If the report has been assigned any other report numbers (*either by the originator or by the sponsor*), also enter this number(s).

10. **AVAILABILITY/LIMITATION NOTICES:** Enter any limitations on further dissemination of the report, other than those imposed by security classification, using standard statements such as:

- (1) "Qualified requesters may obtain copies of this report from DDC."
- (2) "Foreign announcement and dissemination of this report by DDC is not authorized."
- (3) "U. S. Government agencies may obtain copies of this report directly from DDC. Other qualified DDC users shall request through _____."
- (4) "U. S. military agencies may obtain copies of this report directly from DDC. Other qualified users shall request through _____."
- (5) "All distribution of this report is controlled. Qualified DDC users shall request through _____."

If the report has been furnished to the Office of Technical Services, Department of Commerce, for sale to the public, indicate this fact and enter the price, if known.

11. **SUPPLEMENTARY NOTES:** Use for additional explanatory notes.

12. **SPONSORING MILITARY ACTIVITY:** Enter the name of the departmental project office or laboratory sponsoring (*paying for*) the research and development. Include address.

13. **ABSTRACT:** Enter an abstract giving a brief and factual summary of the document indicative of the report, even though it may also appear elsewhere in the body of the technical report. If additional space is required, a continuation sheet shall be attached.

It is highly desirable that the abstract of classified reports be unclassified. Each paragraph of the abstract shall end with an indication of the military security classification of the information in the paragraph, represented as (TS), (S), (C), or (U).

There is no limitation on the length of the abstract. However, the suggested length is from 150 to 225 words.

14. **KEY WORDS:** Key words are technically meaningful terms or short phrases that characterize a report and may be used as index entries for cataloging the report. Key words must be selected so that no security classification is required. Identifiers, such as equipment model designation, trade name, military project code name, geographic location, may be used as key words but will be followed by an indication of technical context. The assignment of links, rules, and weights is optional.