

AFFDL-TR-65-186

ADO 63 2454

**THE EFFECT OF PLASTIC DEFORMATION ON THE STRAIN
ENERGY RELEASE RATE IN A CENTRALLY NOTCHED
PLATE SUBJECTED TO UNIAXIAL TENSION**

R. G. FORMAN

TECHNICAL REPORT NO. AFFDL-TR-65-186

JANUARY 1966

AF FLIGHT DYNAMICS LABORATORY
RESEARCH AND TECHNOLOGY DIVISION
AIR FORCE SYSTEMS COMMAND
WRIGHT-PATTERSON AIR FORCE BASE, OHIO

Distribution of This Document Is Unlimited

20090520 217

NOTICES

When Government drawings, specifications, or other data are used for any purpose other than in connection with a definitely related Government procurement operation, the United States Government thereby incurs no responsibility nor any obligation whatsoever; and the fact that the Government may have formulated, furnished, or in any way supplied the said drawings, specifications, or other data, is not to be regarded by implication or otherwise as in any manner licensing the holder or any other person or corporation, or conveying any rights or permission to manufacture, use, or sell any patented invention that may in any way be related thereto.

Copies of this report should not be returned to the Research and Technology Division unless return is required by security considerations, contractual obligations, or notice on a specific document.

**THE EFFECT OF PLASTIC DEFORMATION ON THE STRAIN
ENERGY RELEASE RATE IN A CENTRALLY NOTCHED
PLATE SUBJECTED TO UNIAXIAL TENSION**

R. G. FORMAN

Distribution of This Document Is Unlimited


FOREWORD

This report was written by R. G. Forman, Aerospace Engineer, Theoretical Mechanics Branch, Structures Division, Air Force Flight Dynamics Laboratory. The work was initiated under Project No. 1467, "Structural Analysis Methods;" Task No. 146704, "Structural Fatigue Analysis."

This report covers a period of work conducted from December 1964 to July 1965. Manuscript released by author August 1965 for publication as an RTD Technical Report.

The author wishes to express his appreciation to Mr. R. M. Engle of the Air Force Flight Dynamics Laboratory for the computer programming phase of the work.

This technical report has been reviewed and is approved.



FRANCIS J. JANIK, JR.
Chief, Theoretical Mechanics Branch
Structures Division

ABSTRACT

By using the Dugdale model for a crack in a plate, an improved formula was derived for the strain energy release rate, G . The formula has the same form as the solution for a linear elastic plate, except a correction factor is used which corrects for both the effect of yielding and the finite width of the plate. Curves are presented giving the values of the correction factor, and they indicate that the nominal stress to yield stress ratio has a pronounced effect on the strain energy release rate.

TABLE OF CONTENTS

SECTION		PAGE
I	INTRODUCTION	1
II	PROBLEM SOLUTION	2
	1. Adoption of Dugdale's Model	2
	2. Calculation of Axial Rigidity	3
	3. Strain Energy Release Rate	5
III	REFERENCE	7
APPENDIX I	Integrating the Crack Boundary Displacements	8
APPENDIX II	Calculating the Load, P	10

ILLUSTRATIONS

FIGURE		PAGE
1	Model of Dugdale Crack	22
2	Variation of the Strain Energy Release Rate Correction Factors with Ratio of Crack Length to Strip Width, k	23
3	Displacement of the Crack Boundary	24
4	Dimensions of Centrally Cracked Plate Under Uniaxial Tension	24

LIST OF SYMBOLS

A	Crack surface area
A_g	Plate gross cross sectional area
A_n	Plate net cross sectional area
B	Plate width
E	Young's modulus
G	Strain energy release rate
G_c	Strain energy release rate at onset of fast fracture
K	Plate axial rigidity. Stress intensity factor
L	Plate length
P	End load on plate
P'	Total load across net section
T	Applied tension stress normal to crack
U	Elastic energy in plate
Y	Tensile yield stress
a	Half crack length
c	$a + \rho$
e	Natural base of logarithms
e_o	Given extension of plate.
k	$2a/B$, Ratio of crack length to plate width
t	Plate thickness
v	Displacement of crack boundary
v_a	Displacement at crack tip
v_o	Displacement at center of crack
x, y	Cartesian coordinates
σ	Stress in y direction

LIST OF SYMBOLS (Cont'd.)

ρ	Yield zone length
β	$\pi \tau / 2Y$
α	Arccosh $\frac{x}{c}$. Strain energy release rate correction factor
γ	Strain energy release rate correction factor

SECTION I

INTRODUCTION

In fracture mechanics theory, G is defined as the plane stress value for the strain energy release rate with crack extension per unit of crack surface area. At onset of unstable crack propagation, the critical strain energy release rate, G_c , is approximately equal to the plastic energy dissipation rate in the yielded region at the crack tip. The size of the yielded region is assumed to be so small that the elastic stress distribution is unaltered by the presence of the yield zone. Then the strain energy release rate can be calculated by linear elastic analysis methods. Furthermore, G_c is assumed to be a material parameter governing the fracture toughness of the material or the resistance to crack extension.

Unfortunately, in actual practice, G_c has been found to vary with specimen dimensions and with nominal (gross) stress levels. Lorenz (Reference 1) found a definite effect of nominal test stress levels upon measured fracture toughness of centrally cracked panels. Kraft, Sullivan, and Boyle (Reference 2) introduced the concept of crack extension resistance, R , and discussed the variation in R with specimen width and crack length.

To progress with the use of G in fracture mechanics problems it is necessary to derive a more accurate solution for the strain energy release rate which takes into account the plastic deformation at the crack tip. The current practice to correct for the effect of yielding is to arbitrarily assume an increased crack length which extends into the yield zone. The yield zone size is determined by applying a yield criteria to the linear elastic stress field equations. The object of this report is to derive a more reasonable solution for the strain energy release rate by using a model which does not assume that the elastic stress distribution is unaltered by the presence of the yield zone. This is accomplished by using the Dugdale (Reference 3) model for which the yield zone size is formulated from equilibrium considerations. With the Dugdale model, G is obtained by using a method derived by Irwin and Kies (Reference 4). A tension load, P , is assumed to be applied to the plate, and a strain energy function is derived from Greenspan's (Reference 5) formulation for the axial rigidity of the plate. The strain energy function is differentiated with respect to the crack surface area to obtain the strain energy release rate.

SECTION II

PROBLEM SOLUTION

1. ADOPTION OF DUGDALE'S MODEL

Dugdale's model for a crack in tension under plane stress is shown in Figure 1(a). The model, derived from the mathematical developments of Muskhelishvili (Reference 6), is based on the following assumptions:

1. Yielding occurs in a narrow wedge shaped zone.
2. The material in the zone is under a uniform tensile yield stress, Y .
3. A Tresca yield criterion is obeyed.
4. The material outside the zone is elastic and bounded internally by a flattened ellipse of length $2(a + \rho)$ where a is the half-length of the crack, and ρ is the length of the plastic extension.
5. The length ρ is such that there is no stress singularity at the ends of the flattened ellipse.

By determining the plastic zone size in equilibrium with the applied stress, Dugdale obtained the following solution for the plastic extension:

$$\rho = a (\sec \beta - 1) \quad (1)$$

where $\beta = \frac{\pi}{2} \frac{T}{Y}$ and T is the applied tension stress normal to the crack.

Agreement between the observed and calculated values of ρ has been exceedingly good. Dugdale's experimental results showed good agreement with theory. Goodier and Field (Reference 7) referred to numerous experimenters who have observed the Dugdale type yield zone. Hahn (Reference 8) has obtained good agreement with theoretical ρ in tests on thin plates of silicon steel in which the yield zones appeared as those shown in Figure 1(b). Hahn (Reference 9) also determined that the yield zone configuration begins to approach a narrow, tapered Dugdale type when

$$\rho \sim 4t \quad (2)$$

where t is the plate thickness. Finally, this writer has observed close agreement with Equation 1 in tests of 0.02 inch thick sheets of AM350 and AM355 steel in which the yield zones were also similar in shape to the one shown in Figure 1(b).

Hahn (Reference 9) programmed Dugdale's stress-field solution for a computer and determined that some terms in the solution were negligibly small. Ignoring these terms, the stress gradient is described by the equation

$$\sigma \begin{pmatrix} y=0 \\ x>c \end{pmatrix} = T + \frac{T}{\beta} \arctan \left(\frac{\sin 2\beta}{e^{2\alpha} - \cos 2\beta} \right) \quad (3)$$

where σ is the stress in the y direction,

$$\alpha = \text{arc cosh } \frac{x}{c} \quad \text{and} \quad c = a + \rho.$$

The displacement of the crack boundaries has been derived by Goodier and Field (Reference 7) for the Dugdale model and is given by the equation

$$v = \frac{cY}{\pi E} \left[\cos \theta \ln \left(\frac{\sin^2(\beta - \theta)}{\sin^2(\beta + \theta)} \right) + \cos \beta \ln \left(\frac{(\sin \beta + \sin \theta)^2}{(\sin \beta - \sin \theta)^2} \right) \right] \quad (4)$$

where

Poisson's ratio is taken as 1/3.

v is the displacement in the y direction.

E is Young's modulus.

$$\theta = \text{arc cos } \frac{x}{c}$$

At the center of the crack ($x = 0$), Equation 4 reduces to the form

$$v_0 = \frac{T}{E} \frac{a}{2\beta} \ln \left(\frac{\sin \beta + 1}{\sin \beta - 1} \right)^2 \quad (5)$$

At the tip of the crack ($x = a$), Equation 4 reduces to

$$v_a = \frac{T}{E} \frac{2a}{\beta} \ln \sec \beta \quad (6)$$

Hahn (Reference 9) experimentally measured v_a , and found good agreement with Equation 6.

Equations 3, 4, 5, and 6 make up the solutions for the stress gradient and displacements which are required in the next section to derive the axial rigidity expression.

2. CALCULATION OF THE AXIAL RIGIDITY

Using the reciprocal theorem in elasticity on a perforated and an unperforated plate, Greenspan derived the following expression for the axial rigidity of a perforated plate subjected to uniaxial tension:

$$K = \frac{l}{1 + \frac{2Et}{PL} \int u_p dx} \quad (7)$$

where

the coordinates x and y are in the width and length directions, respectively, as shown in Figure 1(a).

K is the axial rigidity defined as the ratio of the overall extension of the unperforated plate to that of the perforated plate.

P is the uniaxial tensile force applied to the plate.

L is the length of the plate.

u_p is the y-direction displacement along the perforation which is integrated along the hole boundary.

As shown in Equation 7, and load, P, and the integral of the displacements along the perforation must be known to determine the axial rigidity, K. Using Equation 3 to calculate P and Equations 4, 5 and 6 to calculate the integral of the displacements, the following expression for the axial rigidity was obtained:*

$$K = \frac{1}{1 + \frac{\pi B}{2L} \frac{C(v)}{n^2 C(n)}} \quad (8)$$

where

$$C(v) = \frac{Y}{T} \left[\ln \sec \beta + \left(\frac{\text{arc sin } p}{4p} \right) \ln \left(\frac{\sin \beta + 1}{\sin \beta - 1} \right)^2 \right]$$

$$p = \left[1 - \left(\frac{4 \ln m}{\ln \left(\frac{\sin \beta + 1}{\sin \beta - 1} \right)^2} \right)^2 \right]^{1/2}$$

$$N = n + \sqrt{n^2 - m^2}, \quad m = \sec \beta$$

$n = \frac{B}{2a}$ is the ratio of plate width to total crack length.

(a) For $0 < \frac{T}{Y} < 0.5$,

$$C(n) = \frac{(m-1)}{n} \frac{Y}{T} + \frac{(n-m)}{n} + \frac{m \tan 2\beta}{2n\beta} \left[1 - \frac{m}{N} - \frac{\sin^2 \beta}{\sqrt{\cos 2\beta}} \ln \frac{(N-m \sqrt{\cos 2\beta})(1 + \sqrt{\cos 2\beta})}{(N+m \sqrt{\cos 2\beta})(1 - \sqrt{\cos 2\beta})} \right]$$

(b) For $0.5 < \frac{T}{Y} < 1$,

$$C(n) = \frac{(m-1)}{n} \frac{Y}{T} + \frac{(n-m)}{n} + \frac{m \tan 2\beta}{2n\beta} \left[1 - \frac{m}{N} - \frac{2 \sin^2 \beta}{\sqrt{-\cos 2\beta}} \text{arc tan} \left(\frac{(N-m) \sqrt{-\cos 2\beta}}{N - m \cos 2\beta} \right) \right]$$

* Some details of this computation are shown in Appendixes I and II.

3. STRAIN ENERGY RELEASE RATE

If a given tension load is applied to a centrally cracked plate, the stored elastic energy is inversely proportional to the axial rigidity, K . Following a development similar to Irwin's, it is necessary to assume an initial load P_0 which would prevail for a given extension e_0 of the plate if the central crack did not exist. Thus, for a plate of thickness t ,

$$e_0 = \frac{P_0 L}{EBt} = \frac{PL}{KEBt} \quad (9)$$

where P is any tensile load supported by a plate containing a transverse central crack. For plane stress, the elastic energy is

$$U = \frac{1}{2} \frac{P^2 L}{KEBt} = \frac{1}{2} e_0^2 \frac{EBt}{L} K \quad (10)$$

Letting $k = 1/n = 2a/B$, then for fixed ends,

$$\frac{dU}{dk} = \frac{1}{2} e_0^2 \frac{EBt}{L} \frac{dK}{dk} \quad (11)$$

Or, since the crack surface area, A , is equal to Btk ,

$$\frac{dU}{dA} \frac{1}{Bt} \frac{dU}{dk} = \frac{1}{2} \frac{T^2 L}{E} \frac{dK}{dk} \quad (12)$$

where $T = P_0 / (Bt)$.

Finally, using the expression for K in Equation 8, the strain energy release rate for the Dugdale model is

$$\frac{dU}{dA} = - \frac{\pi T^2 a}{E} \left[\frac{C(v)}{2} \frac{\left[1 + C(n) + \frac{\tan \beta}{\beta(nN-1)} \right]}{\left[\frac{B}{L} C(v) k^2 - C(n) \right]^2} \right] \quad (13)$$

If $L \gg B$ which is a condition satisfied in many instances, Equation 13 simplifies to

$$\frac{dU}{dA} = G = - \frac{\pi T^2 a}{E} \gamma^2 \quad (14)$$

where

$$\gamma^2 = \frac{C(v)}{2C(n)^2} \left[1 + C(n) + \frac{\tan \beta}{\beta(nN-1)} \right]$$

Equation 14 has the same form as the solution for a linear elastic plate, except that γ is a correction factor which corrects for both the finite width of the plate and the effect of the plastic deformation at the crack tip. To aid in using the correction factor, values of γ are listed in Table 1 for appropriate ranges of T/Y and k .

To show the significance of Equation 14, the equation can be compared with the extended crack solution reported in Reference 10. The extended crack solution can be written as follows:

$$G = \frac{K^2}{E} \quad (15)$$

where in this equation, K is the stress intensity factor expressed as

$$K^2 = T^2 B \tan \left(\frac{\pi a}{B} + \frac{K^2}{2BY^2} \right)$$

For a first approximation, if it is assumed that $K^2 = \pi T^2 a \alpha^2$, Equation 15 becomes

$$G = \frac{\pi T^2 a}{E} \alpha^2 \quad (16)$$

where

$$\alpha^2 = \frac{2}{\pi k} \tan \left\{ \frac{\pi k}{2} \left[1 + \frac{1}{2} \left(\frac{T a}{Y} \right)^2 \right] \right\}$$

For comparison, the values of α and γ are plotted in Figure 2 for several ratios of T/Y. This figure shows that at higher ratios of T/Y, the extended crack solution gives significantly lower values for G than the improved solution based on the Dugdale model. Also of particular interest is the difference in α and γ when T/Y is zero. The reason for this is because α is a solution for equally spaced collinear cracks in an infinite plate. If the values of γ for T/Y equal to zero are compared with Dixon's (Reference 11) correction factor for a finite width plate, the agreement is excellent.

REFERENCES

1. P. M. Lorenz, "Some Parameters Affecting Measured Fracture Toughness of High Strength Steels," ASM Transactions, vol, 55, September 1961, pp. 466-480.
2. J. M. Krafft, A. M. Sullivan, and R. W. Boyle, "Effect of Dimensions on Fast Fracture Instability of Notched Sheets," Proc. of Crack Propagation Symposium, vol. I, College of Aero., Cranfield (England), September 1961, pp. 8-28.
3. D. S. Dugdale, "Yielding of Steel Sheets Containing Slits," J. Mech. Phys. Solids, vol. 8, May 1960, pp. 100-104.
4. G. R. Irwin and J. A. Kies, "Fracturing and Fracture Dynamics," Welding Research Supplement, February 1952, pp. 95s-100s.
5. M. Greenspan, "Axial Rigidity of Perforated Structural Members," Journal of Research of the National Bureau of Standards, vol. 31, December 1943, pp. 305-322.
6. M. I. Muskhelishveli, Some Basic Problems of Mathematical Theory of Elasticity, Noordhoff, Groningen (1953), p. 340.
7. J. N. Goodier and F. A. Field, Drucker and Gilman, eds., Fracture of Solids, Interscience Publishers, New York (1963), p. 103.
8. G. T. Hahn, "Summary Report on Local Strain Measurement of Ship Steel," Battelle Memorial Institute Research Report, Project SR-164, Contract No. Nobs-88348 to Bureau of Ships, Department of Navy, January 1964.
9. G. T. Hahn and A. R. Rosenfield, "Local Yielding and Extension of a Crack Under Plane Stress," Acta Met. vol. 13, March 1965, pp. 293-306.
10. ASTM Special Committee on Fracture Testing of High-Strength Metallic Materials: Fracture Testing of High-Strength Sheet Materials, ASTM Bul. 243, January 1960, pp. 29-40.
11. J. R. Dixon, "Stress Distribution Around a Central Crack in a Plate Loaded in Tension; Effect of Finite Width of Plate," Journal of the Royal Aeronautical Society, vol. 64, March 1960, pp. 141-145.

APPENDIX I

INTEGRATING THE CRACK BOUNDARY DISPLACEMENTS

Due to complications in integrating Equation 4 directly, an indirect but accurate method of integration was used. If v is plotted along the axis of the crack from $x = -a$ to $x = a$, the resulting curve has an elliptical shape. This curve can be generally approximated within three significant figures by the following equation in which f is determined from the condition that $v = v_a$ at $x = a$.

$$\frac{v^2}{v_0^2} + \frac{x^2}{f^2} = 1 \quad (17)$$

where

v_0 is obtained from Equation 5.

v_a is obtained from Equation 6.

$$f = \frac{a}{\left[1 - \left(\frac{4 \ln \sec \beta}{\ln \left(\frac{\sin \beta + 1}{\sin \beta - 1} \right)^2} \right)^2 \right]^{1/2}}$$

The area of the shaded segment of the ellipse shown in Figure 3 gives the value of the desired definite integral. The integral is

$$\begin{aligned} \int_{-a}^a v dx &= av_a + fv_0 \arcsin \frac{a}{f} \\ &= \pi a^2 \frac{T}{E} C(v) \end{aligned} \quad (18)$$

where

$$C(v) = \frac{Y}{T} \left[\ln \sec \beta + \left(\frac{\arcsin p}{4p} \right) \ln \left(\frac{\sin \beta + 1}{\sin \beta - 1} \right)^2 \right]$$

$$p = \left[1 - \left(\frac{4 \ln \sec \beta}{\ln \left(\frac{\sin \beta + 1}{\sin \beta - 1} \right)^2} \right)^2 \right]^{1/2}$$

Equation 18 is the solution for an infinite plate with the correction factor $C(v)$ accounting for the affect of the yield deformation. For comparison, values of $C(v)$ are listed below for values of T/Y ranging from 0 to 0.8.

T/Y	$C(v)$
0	1
0.2	1.028
0.4	1.115
0.6	1.288
0.8	1.661

As just mentioned, Equation 18 is for a crack in an infinite plate and then should probably not be used for $k > 0.5$.

APPENDIX II

CALCULATING THE LOAD, P

Using a method similar to Greenspan's, the load, P, can be determined by integrating the axial stresses along the x axis from x = 0 to the plate edge, x = na. The symbols used for the derivation are shown in Figure 4. The total load carried by the plate is

$$\begin{aligned} P' &= 2t \int_0^{na} \sigma_y dx \\ &= 2Yta(m-1) + 2t \int_{ma}^{na} \sigma_y dx \end{aligned} \quad (19)$$

where

$$\sigma_y = T + \frac{T}{\beta} \arctan \left(\frac{\sin 2\beta}{e^{2\alpha} - \cos 2\beta} \right)$$

$$e^{2\alpha} = \frac{1}{c^2} \left(x + \sqrt{x^2 - c^2} \right)$$

$$c = ma$$

A useful simplification in integrating the stresses can be obtained by making the following assumption:

$$\begin{aligned} &\int_{ma}^{na} \arctan \left(\frac{c^2 \sin^2 \beta}{(x + \sqrt{x^2 - c^2} \cos 2\beta)^2 - c^2 \cos 2\beta} \right) dx \\ &\approx \int_{ma}^{na} \frac{c^2 \sin^2 \beta dx}{(x + \sqrt{x^2 - c^2} \cos 2\beta)^2 - c^2 \cos 2\beta} \end{aligned} \quad (20)$$

This simplification was checked numerically, and for the ranges required for T/Y and k, the maximum error that resulted was less than 3 percent.

The integration can be performed by making the following change in variables:

$$w = x + \sqrt{x^2 - c^2}, \quad dx = \frac{1}{2} \left(1 - \frac{c^2}{w^2} \right) dw \quad (21)$$

Since $\cos 2\beta$ is positive for $0 < T/Y < 0.5$ and negative for $0.5 < T/Y < 1$, two solutions are required for the integration. After performing the integration, the total load is as follows:

(a) For $0 < \frac{T}{Y} < 0.5$,

$$\begin{aligned} P' &= 2atT \left(\frac{Y}{T} \right) (m-1) + 2atT(n-m) \\ &+ \frac{2atmT \tan 2\beta}{2\beta} \left[1 - \frac{m}{N} - \frac{\sin^2 \beta}{\sqrt{\cos 2\beta}} \ln \left(\frac{(N-m)\sqrt{\cos 2\beta}(1+\sqrt{\cos 2\beta})}{(N+m)\sqrt{\cos 2\beta}(1-\sqrt{\cos 2\beta})} \right) \right] \end{aligned} \quad (22)$$

(b) For $0.5 < \frac{T}{Y} < 1$,

$$P' = 2atT \left(\frac{Y}{T} \right) (m-1) + 2atT (n-m) + \frac{2atmT \tan 2\beta}{2\beta} \left[1 - \frac{m}{N} - \frac{2 \sin^2 \beta}{\sqrt{-\cos 2\beta}} \left(\arctan \frac{N}{m\sqrt{-\cos 2\beta}} - \arctan \frac{1}{\sqrt{-\cos 2\beta}} \right) \right] \quad (23)$$

where

$$N = n + \sqrt{n^2 - m^2}$$

But, the end load, P , may be substituted for the total load across the net cross section, P' , if

$$n = \frac{A_g}{A_g - A_n} = \frac{A_g}{2at} \quad (24)$$

where

A_g is the plate gross cross sectional area at $y = L/2$.

A_n is the plate net cross sectional area at $y = 0$.

Making this substitution, the total load, P , is

$$P = TA_g C(n) \quad (25)$$

where

(a) For $0 < \frac{T}{Y} < 0.5$,

$$C(n) = \frac{(m-1)}{n} \frac{Y}{T} + \frac{(n-m)}{n} + \frac{m \tan 2\beta}{2n\beta} \left[1 - \frac{m}{N} - \frac{\sin^2 \beta}{\sqrt{\cos 2\beta}} \ln \frac{(N-m\sqrt{\cos 2\beta})(1+\sqrt{\cos 2\beta})}{(N+m\sqrt{\cos 2\beta})(1-\sqrt{\cos 2\beta})} \right]$$

(b) For $0.5 < \frac{T}{Y} < 1$,

$$C(n) = \frac{(m-1)}{n} \frac{Y}{T} + \frac{(n-m)}{n} + \frac{m \tan 2\beta}{2n\beta} \left[1 - \frac{m}{N} - \frac{2 \sin^2 \beta}{\sqrt{-\cos 2\beta}} \arctan \frac{(N-m)\sqrt{-\cos 2\beta}}{N-m \cos 2\beta} \right]$$

When $T/Y = 0$, the expression for $C(n)$ reduces to the form:

$$C(n) = 1 - \frac{k^2}{1 + \sqrt{1 - k^2}} \quad (26)$$

It is interesting to compare Equation 26 with Greenspan's solution for $C(n)$ used in Reference 4 to obtain the strain energy release rate. This solution is

$$C(n) = 1 - \frac{1}{2} k^2 - \frac{1}{2} k^4 \quad (27)$$

For equal values of k , Equation 27 gives slightly lower values for $C(n)$ than does Equation 26. The reason for this is that Equation 27 was actually derived for a circular hole in a plate and Equation 26 was derived for an elliptical hole.

TABLE I
VALUE OF CORRECTION FACTOR, γ

ϵ/b	T/Y	0.01	0.02	0.03	0.04	0.05	0.06	0.07	0.08	0.09	0.10
0.01	1.00001	1.00005	1.00019	1.00040	1.00068	1.00105	1.00148	1.00200	1.00258	1.00323	
0.02	1.00008	1.00017	1.00032	1.00058	1.00092	1.00134	1.00183	1.00240	1.00305	1.00379	
0.03	1.00025	1.00047	1.00077	1.00121	1.00177	1.00244	1.00322	1.00411	1.00510	1.00619	
0.04	1.00052	1.00090	1.00141	1.00207	1.00286	1.00377	1.00480	1.00594	1.00719	1.00854	
0.05	1.00090	1.00141	1.00207	1.00286	1.00377	1.00480	1.00594	1.00719	1.00854	1.00999	
0.06	1.00137	1.00207	1.00286	1.00377	1.00480	1.00594	1.00719	1.00854	1.00999	1.01154	
0.07	1.00195	1.00286	1.00377	1.00480	1.00594	1.00719	1.00854	1.00999	1.01154	1.01319	
0.08	1.00262	1.00377	1.00480	1.00594	1.00719	1.00854	1.00999	1.01154	1.01319	1.01494	
0.09	1.00340	1.00480	1.00621	1.00762	1.00903	1.01044	1.01185	1.01326	1.01467	1.01608	
0.10	1.00429	1.00570	1.00711	1.00852	1.00993	1.01134	1.01275	1.01416	1.01557	1.01698	
0.11	1.00528	1.00669	1.00810	1.00951	1.01092	1.01233	1.01374	1.01515	1.01656	1.01797	
0.12	1.00637	1.00778	1.00919	1.01060	1.01201	1.01342	1.01483	1.01624	1.01765	1.01906	
0.13	1.00758	1.00899	1.01040	1.01181	1.01322	1.01463	1.01604	1.01745	1.01886	1.02027	
0.14	1.00889	1.01030	1.01171	1.01312	1.01453	1.01594	1.01735	1.01876	1.02017	1.02158	
0.15	1.01031	1.01172	1.01313	1.01454	1.01595	1.01736	1.01877	1.02018	1.02159	1.02300	
0.16	1.01184	1.01325	1.01466	1.01607	1.01748	1.01889	1.02030	1.02171	1.02312	1.02453	
0.17	1.01349	1.01490	1.01631	1.01772	1.01913	1.02054	1.02195	1.02336	1.02477	1.02618	
0.18	1.01525	1.01666	1.01807	1.01948	1.02089	1.02230	1.02371	1.02512	1.02653	1.02794	
0.19	1.01713	1.01854	1.01995	1.02136	1.02277	1.02418	1.02559	1.02700	1.02841	1.02982	
0.20	1.01913	1.02054	1.02195	1.02336	1.02477	1.02618	1.02759	1.02900	1.03041	1.03182	
0.21	1.02125	1.02266	1.02407	1.02548	1.02689	1.02830	1.02971	1.03112	1.03253	1.03394	
0.22	1.02349	1.02490	1.02631	1.02772	1.02913	1.03054	1.03195	1.03336	1.03477	1.03618	
0.23	1.02586	1.02727	1.02868	1.03009	1.03150	1.03291	1.03432	1.03573	1.03714	1.03855	
0.24	1.02836	1.02977	1.03118	1.03259	1.03400	1.03541	1.03682	1.03823	1.03964	1.04105	
0.25	1.03100	1.03241	1.03382	1.03523	1.03664	1.03805	1.03946	1.04087	1.04228	1.04369	
0.26	1.03377	1.03518	1.03659	1.03800	1.03941	1.04082	1.04223	1.04364	1.04505	1.04646	
0.27	1.03668	1.03809	1.03950	1.04091	1.04232	1.04373	1.04514	1.04655	1.04796	1.04937	
0.28	1.03974	1.04115	1.04256	1.04397	1.04538	1.04679	1.04820	1.04961	1.05102	1.05243	
0.29	1.04294	1.04435	1.04576	1.04717	1.04858	1.04999	1.05140	1.05281	1.05422	1.05563	
0.30	1.04629	1.04770	1.04911	1.05052	1.05193	1.05334	1.05475	1.05616	1.05757	1.05898	
0.31	1.04980	1.05121	1.05262	1.05403	1.05544	1.05685	1.05826	1.05967	1.06108	1.06249	
0.32	1.05348	1.05489	1.05630	1.05771	1.05912	1.06053	1.06194	1.06335	1.06476	1.06617	
0.33	1.05732	1.05873	1.06014	1.06155	1.06296	1.06437	1.06578	1.06719	1.06860	1.07001	
0.34	1.06133	1.06274	1.06415	1.06556	1.06697	1.06838	1.06979	1.07120	1.07261	1.07402	
0.35	1.06552	1.06693	1.06834	1.06975	1.07116	1.07257	1.07398	1.07539	1.07680	1.07821	
0.36	1.06990	1.07131	1.07272	1.07413	1.07554	1.07695	1.07836	1.07977	1.08118	1.08259	
0.37	1.07446	1.07587	1.07728	1.07869	1.08010	1.08151	1.08292	1.08433	1.08574	1.08715	
0.38	1.07923	1.08064	1.08205	1.08346	1.08487	1.08628	1.08769	1.08910	1.09051	1.09192	
0.39	1.08420	1.08561	1.08702	1.08843	1.08984	1.09125	1.09266	1.09407	1.09548	1.09689	
0.40	1.08938	1.09079	1.09220	1.09361	1.09502	1.09643	1.09784	1.09925	1.10066	1.10207	
0.41	1.09479	1.09620	1.09761	1.09902	1.10043	1.10184	1.10325	1.10466	1.10607	1.10748	
0.42	1.10043	1.10184	1.10325	1.10466	1.10607	1.10748	1.10889	1.11030	1.11171	1.11312	
0.43	1.10631	1.10772	1.10913	1.11054	1.11195	1.11336	1.11477	1.11618	1.11759	1.11900	
0.44	1.11244	1.11385	1.11526	1.11667	1.11808	1.11949	1.12090	1.12231	1.12372	1.12513	
0.45	1.11884	1.12025	1.12166	1.12307	1.12448	1.12589	1.12730	1.12871	1.13012	1.13153	
0.46	1.12552	1.12693	1.12834	1.12975	1.13116	1.13257	1.13398	1.13539	1.13680	1.13821	
0.47	1.13248	1.13389	1.13530	1.13671	1.13812	1.13953	1.14094	1.14235	1.14376	1.14517	
0.48	1.13975	1.14116	1.14257	1.14398	1.14539	1.14680	1.14821	1.14962	1.15103	1.15244	
0.49	1.14734	1.14875	1.15016	1.15157	1.15298	1.15439	1.15580	1.15721	1.15862	1.16003	
0.50	1.15526	1.15667	1.15808	1.15949	1.16090	1.16231	1.16372	1.16513	1.16654	1.16795	

TABLE I
VALUE OF CORRECTION FACTOR, γ

a/b	0.11	0.12	0.13	0.14	0.15	0.16	0.17	0.18	0.19	0.20
0.01	1.00396	1.00475	1.00562	1.00655	1.00756	1.00863	1.00977	1.01098	1.01226	1.01361
0.02	1.00377	1.00456	1.00543	1.00636	1.00737	1.00844	1.00959	1.01080	1.01209	1.01344
0.03	1.00369	1.00448	1.00534	1.00627	1.00728	1.00836	1.00951	1.01073	1.01202	1.01338
0.04	1.00370	1.00449	1.00535	1.00629	1.00730	1.00838	1.00954	1.01076	1.01206	1.01343
0.05	1.00382	1.00460	1.00547	1.00640	1.00742	1.00850	1.00966	1.01090	1.01220	1.01358
0.06	1.00404	1.00482	1.00568	1.00662	1.00764	1.00873	1.00990	1.01114	1.01245	1.01383
0.07	1.00436	1.00514	1.00601	1.00695	1.00797	1.00906	1.01024	1.01148	1.01280	1.01420
0.08	1.00479	1.00557	1.00643	1.00737	1.00840	1.00950	1.01068	1.01193	1.01326	1.01466
0.09	1.00532	1.00609	1.00696	1.00790	1.00893	1.01004	1.01123	1.01249	1.01383	1.01524
0.10	1.00595	1.00672	1.00759	1.00854	1.00957	1.01069	1.01188	1.01315	1.01450	1.01592
0.11	1.00668	1.00746	1.00833	1.00928	1.01032	1.01144	1.01264	1.01392	1.01528	1.01671
0.12	1.00753	1.00830	1.00917	1.01013	1.01117	1.01230	1.01351	1.01480	1.01617	1.01761
0.13	1.00848	1.00925	1.01012	1.01109	1.01213	1.01327	1.01449	1.01579	1.01717	1.01862
0.14	1.00953	1.01031	1.01118	1.01215	1.01321	1.01435	1.01558	1.01689	1.01828	1.01975
0.15	1.01070	1.01148	1.01235	1.01332	1.01439	1.01558	1.01678	1.01810	1.01950	1.02098
0.16	1.01198	1.01276	1.01363	1.01461	1.01568	1.01684	1.01809	1.01942	1.02084	1.02233
0.17	1.01337	1.01415	1.01503	1.01601	1.01709	1.01826	1.01952	1.02086	1.02229	1.02380
0.18	1.01487	1.01565	1.01654	1.01753	1.01861	1.01979	1.02106	1.02242	1.02386	1.02539
0.19	1.01649	1.01727	1.01816	1.01916	1.02025	1.02144	1.02272	1.02409	1.02555	1.02710
0.20	1.01823	1.01901	1.01991	1.02091	1.02201	1.02321	1.02451	1.02589	1.02737	1.02893
0.21	1.02008	1.02087	1.02177	1.02278	1.02389	1.02511	1.02641	1.02781	1.02930	1.03088
0.22	1.02206	1.02285	1.02376	1.02478	1.02590	1.02712	1.02844	1.02986	1.03137	1.03296
0.23	1.02417	1.02496	1.02587	1.02690	1.02803	1.02927	1.03060	1.03204	1.03356	1.03518
0.24	1.02640	1.02719	1.02811	1.02914	1.03029	1.03154	1.03289	1.03434	1.03589	1.03752
0.25	1.02876	1.02956	1.03049	1.03153	1.03269	1.03395	1.03532	1.03678	1.03835	1.04000
0.26	1.03126	1.03206	1.03299	1.03405	1.03522	1.03649	1.03788	1.03936	1.04095	1.04262
0.27	1.03389	1.03470	1.03564	1.03670	1.03788	1.03918	1.04058	1.04208	1.04369	1.04539
0.28	1.03666	1.03747	1.03842	1.03950	1.04069	1.04200	1.04342	1.04495	1.04657	1.04830
0.29	1.03958	1.04040	1.04135	1.04244	1.04365	1.04498	1.04642	1.04796	1.04961	1.05136
0.30	1.04264	1.04347	1.04443	1.04553	1.04676	1.04810	1.04956	1.05113	1.05280	1.05458
0.31	1.04586	1.04669	1.04767	1.04878	1.05002	1.05138	1.05286	1.05445	1.05615	1.05796
0.32	1.04923	1.05007	1.05106	1.05219	1.05344	1.05483	1.05633	1.05794	1.05967	1.06150
0.33	1.05277	1.05362	1.05461	1.05575	1.05703	1.05843	1.05996	1.06160	1.06335	1.06521
0.34	1.05647	1.05733	1.05834	1.05949	1.06079	1.06221	1.06376	1.06542	1.06721	1.06910
0.35	1.06035	1.06121	1.06223	1.06341	1.06472	1.06616	1.06774	1.06943	1.07124	1.07317
0.36	1.06440	1.06527	1.06631	1.06750	1.06883	1.07030	1.07190	1.07363	1.07547	1.07743
0.37	1.06864	1.06952	1.07057	1.07178	1.07314	1.07463	1.07626	1.07801	1.07989	1.08188
0.38	1.07307	1.07397	1.07503	1.07626	1.07763	1.07915	1.08081	1.08259	1.08451	1.08654
0.39	1.07770	1.07861	1.07969	1.08093	1.08233	1.08388	1.08557	1.08739	1.08933	1.09140
0.40	1.08254	1.08345	1.08455	1.08587	1.08724	1.08882	1.09054	1.09239	1.09438	1.09649
0.41	1.08759	1.08852	1.08963	1.09097	1.09237	1.09398	1.09573	1.09762	1.09965	1.01080
0.42	1.09287	1.09381	1.09494	1.09625	1.09773	1.09937	1.01016	1.0309	1.0515	1.0736
0.43	1.09838	1.09933	1.10048	1.10182	1.10333	1.10500	1.10682	1.10879	1.11091	1.11316
0.44	1.10413	1.10510	1.10627	1.10763	1.10917	1.11088	1.11274	1.11476	1.11691	1.11921
0.45	1.11013	1.11112	1.11232	1.11371	1.11528	1.11702	1.11892	1.12098	1.12319	1.12554
0.46	1.11640	1.11741	1.11863	1.12005	1.12165	1.12343	1.12538	1.12749	1.12975	1.13216
0.47	1.12295	1.12398	1.12522	1.12667	1.12831	1.13013	1.13213	1.13429	1.13660	1.13907
0.48	1.12980	1.13084	1.13211	1.13359	1.13527	1.13714	1.13918	1.14139	1.14376	1.14629
0.49	1.13694	1.13801	1.13931	1.14082	1.14254	1.14446	1.14655	1.14882	1.15125	1.15385
0.50	1.14442	1.14550	1.14683	1.14838	1.15015	1.15211	1.15425	1.15658	1.15908	1.16175

TABLE I
VALUE OF CORRECTION FACTOR, Y

s/b	T/Y	0.21	0.22	0.23	0.24	0.25	0.26	0.27	0.28	0.29	0.30
0.01	1.01502	1.01807	1.01969	1.02139	1.02316	1.02500	1.02692	1.02890	1.03096	1.03308	1.03526
0.02	1.01487	1.01792	1.01956	1.02127	1.02304	1.02489	1.02681	1.02881	1.03088	1.03299	1.03514
0.03	1.01481	1.01739	1.01953	1.02125	1.02303	1.02489	1.02682	1.02883	1.03091	1.03305	1.03524
0.04	1.01487	1.01738	1.01976	1.02134	1.02313	1.02500	1.02694	1.02896	1.03105	1.03320	1.03539
0.05	1.01503	1.01654	1.01814	1.01980	1.02153	1.02334	1.02522	1.02717	1.02920	1.03130	1.03346
0.06	1.01529	1.01682	1.01842	1.02009	1.02184	1.02366	1.02555	1.02751	1.02955	1.03166	1.03382
0.07	1.01566	1.01720	1.01881	1.02050	1.02228	1.02415	1.02608	1.02806	1.03009	1.03218	1.03432
0.08	1.01614	1.01769	1.01931	1.02101	1.02278	1.02462	1.02653	1.02852	1.03059	1.03273	1.03491
0.09	1.01672	1.01829	1.01992	1.02163	1.02341	1.02526	1.02719	1.02920	1.03128	1.03343	1.03562
0.10	1.01742	1.01899	1.02054	1.02236	1.02415	1.02602	1.02797	1.02999	1.03208	1.03425	1.03644
0.11	1.01822	1.01981	1.02147	1.02320	1.02501	1.02690	1.02885	1.03089	1.03300	1.03519	1.03741
0.12	1.01913	1.02073	1.02241	1.02416	1.02598	1.02788	1.02986	1.03191	1.03404	1.03624	1.03848
0.13	1.02016	1.02177	1.02346	1.02522	1.02706	1.02898	1.03097	1.03304	1.03519	1.03741	1.03967
0.14	1.02130	1.02292	1.02463	1.02641	1.02826	1.03020	1.03221	1.03430	1.03646	1.03870	1.04098
0.15	1.02255	1.02419	1.02591	1.02771	1.02958	1.03153	1.03356	1.03567	1.03785	1.04012	1.04241
0.16	1.02391	1.02557	1.02731	1.02912	1.03102	1.03299	1.03504	1.03716	1.03937	1.04165	1.04394
0.17	1.02540	1.02707	1.02883	1.03066	1.03257	1.03456	1.03663	1.03878	1.04101	1.04332	1.04567
0.18	1.02700	1.02869	1.03046	1.03232	1.03425	1.03626	1.03835	1.04053	1.04278	1.04511	1.04749
0.19	1.02872	1.03043	1.03223	1.03410	1.03605	1.03809	1.04020	1.04240	1.04467	1.04703	1.04940
0.20	1.03057	1.03230	1.03411	1.03601	1.03798	1.04004	1.04218	1.04440	1.04670	1.04908	1.05147
0.21	1.03255	1.03429	1.03613	1.03804	1.04004	1.04212	1.04429	1.04653	1.04886	1.05127	1.05370
0.22	1.03465	1.03642	1.03827	1.04021	1.04223	1.04434	1.04653	1.04880	1.05116	1.05360	1.05607
0.23	1.03688	1.03867	1.04055	1.04251	1.04456	1.04669	1.04891	1.05121	1.05360	1.05607	1.05859
0.24	1.03925	1.04106	1.04296	1.04495	1.04703	1.04919	1.05143	1.05376	1.05618	1.05869	1.06124
0.25	1.04175	1.04359	1.04552	1.04753	1.04963	1.05182	1.05410	1.05646	1.05891	1.06145	1.06403
0.26	1.04439	1.04626	1.04821	1.05025	1.05238	1.05460	1.05691	1.05931	1.06179	1.06436	1.06694
0.27	1.04718	1.04907	1.05105	1.05312	1.05529	1.05754	1.05988	1.06231	1.06483	1.06744	1.07007
0.28	1.05012	1.05204	1.05405	1.05615	1.05834	1.06062	1.06300	1.06546	1.06802	1.07067	1.07334
0.29	1.05321	1.05515	1.05719	1.05933	1.06155	1.06387	1.06628	1.06878	1.07138	1.07407	1.07676
0.30	1.05645	1.05843	1.06050	1.06266	1.06492	1.06728	1.06973	1.07227	1.07491	1.07764	1.08038
0.31	1.05986	1.06187	1.06397	1.06617	1.06846	1.07086	1.07334	1.07593	1.07861	1.08138	1.08415
0.32	1.06343	1.06547	1.06761	1.06984	1.07218	1.07461	1.07714	1.07976	1.08249	1.08531	1.08814
0.33	1.06718	1.06925	1.07142	1.07370	1.07607	1.07854	1.08111	1.08379	1.08656	1.08943	1.09234
0.34	1.07110	1.07321	1.07542	1.07773	1.08014	1.08266	1.08528	1.08800	1.09082	1.09374	1.09674
0.35	1.07520	1.07735	1.07960	1.08195	1.08441	1.08697	1.08964	1.09241	1.09528	1.09825	1.10124
0.36	1.07950	1.08168	1.08397	1.08637	1.08887	1.09148	1.09420	1.09702	1.09995	1.10298	1.10602
0.37	1.08399	1.08621	1.08855	1.09099	1.09354	1.09620	1.09897	1.10184	1.10483	1.10792	1.11102
0.38	1.08869	1.09095	1.09333	1.09582	1.09842	1.10114	1.10396	1.10689	1.10994	1.11309	1.11624
0.39	1.09360	1.09591	1.09833	1.10087	1.10353	1.10630	1.10917	1.11217	1.11528	1.11850	1.12174
0.40	1.09873	1.10108	1.10356	1.10615	1.10886	1.11169	1.11463	1.11768	1.12086	1.12415	1.12744
0.41	1.10409	1.10649	1.10902	1.11167	1.11444	1.11732	1.12033	1.12345	1.12669	1.13006	1.13344
0.42	1.10969	1.11215	1.11473	1.11743	1.12026	1.12321	1.12628	1.12948	1.13280	1.13624	1.13970
0.43	1.11554	1.11805	1.12069	1.12346	1.12635	1.12937	1.13251	1.13578	1.13917	1.14270	1.14624
0.44	1.12165	1.12422	1.12692	1.12975	1.13271	1.13580	1.13902	1.14237	1.14584	1.14945	1.15310
0.45	1.12804	1.13067	1.13343	1.13633	1.13936	1.14253	1.14582	1.14925	1.15282	1.15652	1.16024
0.46	1.13471	1.13741	1.14024	1.14321	1.14632	1.14956	1.15294	1.15646	1.16011	1.16391	1.16774
0.47	1.14169	1.14445	1.14735	1.15040	1.15358	1.15691	1.16038	1.16399	1.16774	1.17164	1.17560
0.48	1.14898	1.15181	1.15479	1.15791	1.16119	1.16460	1.16816	1.17187	1.17573	1.17973	1.18384
0.49	1.15660	1.15951	1.16257	1.16578	1.16914	1.17265	1.17631	1.18012	1.18409	1.18821	1.19238
0.50	1.16457	1.16756	1.17071	1.17401	1.17746	1.18107	1.18484	1.18876	1.19284	1.19709	1.20144

TABLE I
VALUE OF CORRECTION FACTOR, γ

α/β	0.31	0.32	0.33	0.34	0.35	0.36	0.37	0.38	0.39	0.40
0.01	1.03310	1.03531	1.03759	1.03996	1.04240	1.04493	1.04753	1.05022	1.05299	1.05585
0.02	1.03302	1.03524	1.03754	1.03991	1.04236	1.04490	1.04751	1.05021	1.05299	1.05586
0.03	1.03306	1.03529	1.03759	1.03998	1.04244	1.04498	1.04761	1.05031	1.05311	1.05598
0.04	1.03321	1.03545	1.03777	1.04016	1.04263	1.04519	1.04782	1.05054	1.05334	1.05623
0.05	1.03347	1.03572	1.03805	1.04046	1.04294	1.04551	1.04816	1.05089	1.05370	1.05661
0.06	1.03385	1.03611	1.03845	1.04087	1.04337	1.04595	1.04861	1.05136	1.05419	1.05710
0.07	1.03434	1.03662	1.03896	1.04140	1.04392	1.04651	1.04919	1.05195	1.05479	1.05772
0.08	1.03494	1.03723	1.03957	1.04205	1.04458	1.04719	1.04988	1.05266	1.05552	1.05847
0.09	1.03566	1.03797	1.04036	1.04282	1.04536	1.04799	1.05070	1.05349	1.05637	1.05934
0.10	1.03650	1.03882	1.04122	1.04371	1.04627	1.04891	1.05164	1.05445	1.05735	1.06033
0.11	1.03745	1.03979	1.04221	1.04471	1.04729	1.04996	1.05270	1.05554	1.05845	1.06146
0.12	1.03852	1.04088	1.04332	1.04584	1.04844	1.05113	1.05389	1.05675	1.05969	1.06272
0.13	1.03971	1.04209	1.04455	1.04709	1.04971	1.05242	1.05521	1.05809	1.06105	1.06410
0.14	1.04102	1.04343	1.04591	1.04847	1.05111	1.05384	1.05666	1.05956	1.06255	1.06562
0.15	1.04246	1.04488	1.04739	1.04997	1.05264	1.05539	1.05823	1.06116	1.06417	1.06728
0.16	1.04402	1.04647	1.04899	1.05160	1.05430	1.05708	1.05994	1.06290	1.06594	1.06907
0.17	1.04571	1.04818	1.05073	1.05337	1.05609	1.05889	1.06179	1.06477	1.06784	1.07101
0.18	1.04752	1.05002	1.05260	1.05526	1.05801	1.06084	1.06377	1.06678	1.06989	1.07309
0.19	1.04947	1.05199	1.05460	1.05729	1.06007	1.06294	1.06589	1.06894	1.07208	1.07531
0.20	1.05155	1.05410	1.05674	1.05946	1.06227	1.06517	1.06816	1.07124	1.07441	1.07768
0.21	1.05377	1.05635	1.05902	1.06177	1.06461	1.06754	1.07057	1.07368	1.07690	1.08020
0.22	1.05613	1.05874	1.06144	1.06423	1.06710	1.07007	1.07313	1.07628	1.07954	1.08288
0.23	1.05863	1.06127	1.06401	1.06683	1.06974	1.07275	1.07585	1.07904	1.08233	1.08572
0.24	1.06128	1.06396	1.06672	1.06958	1.07253	1.07558	1.07872	1.08195	1.08529	1.08873
0.25	1.06407	1.06679	1.06960	1.07249	1.07548	1.07857	1.08175	1.08503	1.08842	1.09190
0.26	1.06703	1.06978	1.07262	1.07556	1.07860	1.08172	1.08495	1.08828	1.09171	1.09525
0.27	1.07014	1.07293	1.07582	1.07880	1.08187	1.08505	1.08832	1.09170	1.09518	1.09877
0.28	1.07341	1.07624	1.07917	1.08220	1.08532	1.08855	1.09187	1.09530	1.09884	1.10248
0.29	1.07685	1.07973	1.08270	1.08578	1.08895	1.09222	1.09560	1.09908	1.10267	1.10638
0.30	1.08046	1.08339	1.08641	1.08953	1.09276	1.09608	1.09952	1.10306	1.10671	1.11048
0.31	1.08426	1.08723	1.09030	1.09347	1.09675	1.10014	1.10363	1.10723	1.11094	1.11478
0.32	1.08823	1.09126	1.09438	1.09761	1.10094	1.10439	1.10794	1.11160	1.11539	1.11929
0.33	1.09240	1.09548	1.09866	1.10194	1.10534	1.10884	1.11246	1.11619	1.12004	1.12402
0.34	1.09677	1.09990	1.10314	1.10648	1.10994	1.11351	1.11719	1.12092	1.12472	1.12897
0.35	1.10134	1.10453	1.10783	1.11124	1.11476	1.11840	1.12215	1.12603	1.13004	1.13417
0.36	1.10612	1.10937	1.11274	1.11621	1.11980	1.12352	1.12735	1.13130	1.13539	1.13961
0.37	1.11113	1.11444	1.11787	1.12142	1.12509	1.12887	1.13278	1.13682	1.14100	1.14531
0.38	1.11636	1.11975	1.12325	1.12687	1.13061	1.13448	1.13847	1.14260	1.14687	1.15127
0.39	1.12184	1.12529	1.12887	1.13257	1.13639	1.14035	1.14445	1.14865	1.15301	1.15752
0.40	1.12756	1.13109	1.13475	1.13853	1.14244	1.14648	1.15066	1.15498	1.15945	1.16406
0.41	1.13355	1.13716	1.14090	1.14477	1.14877	1.15291	1.15719	1.16161	1.16618	1.17091
0.42	1.13981	1.14350	1.14733	1.15124	1.15533	1.15963	1.16401	1.16855	1.17324	1.17809
0.43	1.14635	1.15014	1.15406	1.15812	1.16239	1.16686	1.17146	1.17621	1.18102	1.18560
0.44	1.15320	1.15708	1.16110	1.16524	1.16957	1.17402	1.17864	1.18342	1.18836	1.19348
0.45	1.16036	1.16434	1.16846	1.17273	1.17715	1.18173	1.18648	1.19138	1.19647	1.20173
0.46	1.16785	1.17193	1.17617	1.18056	1.18510	1.18981	1.19468	1.19973	1.20496	1.21038
0.47	1.17569	1.17988	1.18424	1.18875	1.19342	1.19827	1.20329	1.20849	1.21387	1.21946
0.48	1.18389	1.18821	1.19269	1.19733	1.20214	1.20713	1.21230	1.21766	1.22322	1.22899
0.49	1.19249	1.19693	1.20154	1.20633	1.21129	1.21643	1.22176	1.22730	1.23304	1.23899
0.50	1.20149	1.20607	1.21083	1.21576	1.22088	1.22618	1.23169	1.23741	1.24334	1.24950

TABLE I
VALUE OF CORRECTION FACTOR, γ

e/b	T/Y	0.41	0.42	0.43	0.44	0.45	0.46	0.47	0.48	0.49	0.50
0.01		1.05880	1.06184	1.06497	1.06819	1.07151	1.07493	1.07845	1.08207	1.08580	1.08966
0.02		1.05881	1.06186	1.06500	1.06823	1.07156	1.07498	1.07851	1.08214	1.08588	1.08975
0.03		1.05895	1.06201	1.06515	1.06840	1.07173	1.07517	1.07871	1.08235	1.08610	1.08998
0.04		1.05921	1.06228	1.06544	1.06869	1.07204	1.07549	1.07904	1.08270	1.08646	1.09035
0.05		1.05960	1.06268	1.06585	1.06912	1.07248	1.07594	1.07951	1.08318	1.08695	1.09086
0.06		1.06011	1.06320	1.06639	1.06967	1.07305	1.07653	1.08011	1.08379	1.08759	1.09150
0.07		1.06074	1.06385	1.06706	1.07035	1.07375	1.07724	1.08084	1.08455	1.08836	1.09229
0.08		1.06150	1.06463	1.06785	1.07117	1.07458	1.07810	1.08171	1.08544	1.08927	1.09323
0.09		1.06239	1.06554	1.06878	1.07212	1.07555	1.07909	1.08272	1.08647	1.09032	1.09431
0.10		1.06341	1.06658	1.06984	1.07320	1.07665	1.08021	1.08387	1.08764	1.09152	1.09553
0.11		1.06456	1.06775	1.07103	1.07441	1.07789	1.08148	1.08516	1.08896	1.09286	1.09690
0.12		1.06584	1.06905	1.07236	1.07576	1.07927	1.08288	1.08659	1.09042	1.09435	1.09842
0.13		1.06725	1.07049	1.07382	1.07726	1.08079	1.08443	1.08817	1.09203	1.09599	1.10009
0.14		1.06880	1.07206	1.07542	1.07889	1.08245	1.08612	1.08990	1.09378	1.09778	1.10192
0.15		1.07048	1.07378	1.07717	1.08066	1.08426	1.08796	1.09177	1.09569	1.09973	1.10390
0.16		1.07230	1.07563	1.07906	1.08258	1.08621	1.08995	1.09379	1.09775	1.10183	1.10605
0.17		1.07427	1.07763	1.08109	1.08465	1.08831	1.09209	1.09597	1.09997	1.10409	1.10835
0.18		1.07638	1.07977	1.08327	1.08687	1.09057	1.09439	1.09831	1.10236	1.10652	1.11082
0.19		1.07864	1.08207	1.08560	1.08924	1.09299	1.09684	1.10081	1.10490	1.10911	1.11347
0.20		1.08105	1.08452	1.08809	1.09177	1.09556	1.09946	1.10348	1.10762	1.11188	1.11629
0.21		1.08361	1.08712	1.09074	1.09446	1.09830	1.10225	1.10632	1.11051	1.11482	1.11929
0.22		1.08634	1.08989	1.09355	1.09732	1.10121	1.10521	1.10933	1.11357	1.11794	1.12247
0.23		1.08922	1.09282	1.09653	1.10035	1.10429	1.10834	1.11252	1.11682	1.12125	1.12584
0.24		1.09227	1.09592	1.09968	1.10355	1.10754	1.11165	1.11589	1.12025	1.12475	1.12941
0.25		1.09549	1.09919	1.10301	1.10693	1.11098	1.11515	1.11945	1.12388	1.12845	1.13318
0.26		1.09889	1.10265	1.10652	1.11050	1.11461	1.11885	1.12321	1.12771	1.13235	1.13715
0.27		1.10247	1.10628	1.11021	1.11426	1.11844	1.12274	1.12717	1.13175	1.13646	1.14135
0.28		1.10624	1.11011	1.11410	1.11822	1.12246	1.12683	1.13134	1.13599	1.14079	1.14576
0.29		1.11020	1.11413	1.11819	1.12238	1.12669	1.13114	1.13573	1.14046	1.14535	1.15041
0.30		1.11436	1.11836	1.12249	1.12675	1.13114	1.13567	1.14034	1.14516	1.15014	1.15530
0.31		1.11873	1.12280	1.12700	1.13134	1.13581	1.14043	1.14519	1.15010	1.15517	1.16044
0.32		1.12331	1.12746	1.13174	1.13616	1.14072	1.14542	1.15027	1.15529	1.16046	1.16584
0.33		1.12812	1.13235	1.13671	1.14121	1.14586	1.15066	1.15561	1.16073	1.16602	1.17151
0.34		1.13315	1.13747	1.14192	1.14651	1.15126	1.15616	1.16122	1.16644	1.17185	1.17746
0.35		1.13843	1.14283	1.14738	1.15207	1.15692	1.16192	1.16709	1.17244	1.17797	1.18371
0.36		1.14396	1.14846	1.15310	1.15790	1.16285	1.16797	1.17326	1.17873	1.18439	1.19028
0.37		1.14976	1.15435	1.15910	1.16400	1.16907	1.17431	1.17973	1.18533	1.19113	1.19717
0.38		1.15582	1.16052	1.16538	1.17040	1.17559	1.18096	1.18651	1.19226	1.19821	1.20440
0.39		1.16213	1.16699	1.17196	1.17711	1.18243	1.18793	1.19363	1.19952	1.20564	1.21200
0.40		1.16883	1.17376	1.17886	1.18414	1.18959	1.19524	1.20109	1.20715	1.21343	1.21998
0.41		1.17580	1.18086	1.18609	1.19150	1.19711	1.20291	1.20892	1.21516	1.22162	1.22837
0.42		1.18310	1.18829	1.19367	1.19923	1.20499	1.21096	1.21714	1.22356	1.23023	1.23718
0.43		1.19075	1.19609	1.20161	1.20733	1.21326	1.21940	1.22578	1.23240	1.23927	1.24645
0.44		1.19877	1.20426	1.20994	1.21583	1.22194	1.22827	1.23485	1.24168	1.24878	1.25621
0.45		1.20718	1.21283	1.21868	1.22475	1.23105	1.23759	1.24438	1.25144	1.25879	1.26648
0.46		1.21600	1.22182	1.22786	1.23412	1.24062	1.24738	1.25440	1.26171	1.26932	1.27730
0.47		1.22525	1.23126	1.23749	1.24396	1.25069	1.25768	1.26495	1.27253	1.28042	1.28871
0.48		1.23497	1.24117	1.24762	1.25431	1.26128	1.26852	1.27606	1.28393	1.29213	1.30075
0.49		1.24517	1.25159	1.25827	1.26520	1.27242	1.27994	1.28777	1.29595	1.30449	1.31348
0.50		1.25590	1.26255	1.26947	1.27667	1.28416	1.29198	1.30013	1.30865	1.31756	1.32694

TABLE 1
VALUE OF CORRECTION FACTOR, γ

a/b	T/Y	0.51	0.52	0.53	0.54	0.55	0.56	0.57	0.58	0.59	0.60
0.01	1.09360	1.09767	1.10187	1.10619	1.11064	1.11522	1.11995	1.12482	1.12984	1.13502	
0.02	1.09370	1.09778	1.10198	1.10631	1.11077	1.11536	1.11995	1.12482	1.12984	1.13502	
0.03	1.09394	1.09803	1.10225	1.10658	1.11105	1.11566	1.12041	1.12530	1.13034	1.13554	
0.04	1.09432	1.09843	1.10265	1.10701	1.11149	1.11611	1.12087	1.12577	1.13083	1.13605	
0.05	1.09484	1.09896	1.10321	1.10758	1.11208	1.11671	1.12149	1.12641	1.13149	1.13673	
0.06	1.09551	1.09965	1.10391	1.10830	1.11282	1.11747	1.12227	1.12722	1.13231	1.13757	
0.07	1.09632	1.10048	1.10476	1.10917	1.11371	1.11839	1.12321	1.12818	1.13330	1.13859	
0.08	1.09727	1.10146	1.10576	1.11019	1.11476	1.11946	1.12431	1.12931	1.13446	1.13978	
0.09	1.09838	1.10258	1.10691	1.11137	1.11597	1.12070	1.12558	1.13060	1.13579	1.14114	
0.10	1.09963	1.10386	1.10822	1.11271	1.11733	1.12210	1.12701	1.13207	1.13729	1.14268	
0.11	1.10103	1.10529	1.10968	1.11420	1.11886	1.12366	1.12860	1.13371	1.13897	1.14440	
0.12	1.10258	1.10687	1.11130	1.11585	1.12055	1.12538	1.13037	1.13551	1.14082	1.14630	
0.13	1.10428	1.10861	1.11307	1.11767	1.12240	1.12728	1.13231	1.13750	1.14286	1.14838	
0.14	1.10615	1.11051	1.11501	1.11965	1.12443	1.12935	1.13443	1.13967	1.14507	1.15065	
0.15	1.10817	1.11258	1.11712	1.12180	1.12663	1.13160	1.13673	1.14202	1.14748	1.15312	
0.16	1.11035	1.11481	1.11940	1.12412	1.12900	1.13402	1.13921	1.14456	1.15008	1.15578	
0.17	1.11271	1.11721	1.12184	1.12662	1.13155	1.13663	1.14188	1.14729	1.15288	1.15865	
0.18	1.11523	1.11978	1.12447	1.12930	1.13429	1.13943	1.14474	1.15022	1.15588	1.16172	
0.19	1.11792	1.12253	1.12727	1.13217	1.13722	1.14242	1.14780	1.15335	1.15908	1.16501	
0.20	1.12080	1.12546	1.13027	1.13522	1.14034	1.14561	1.15106	1.15669	1.16251	1.16852	
0.21	1.12385	1.12858	1.13345	1.13847	1.14366	1.14901	1.15454	1.16025	1.16615	1.17225	
0.22	1.12710	1.13189	1.13683	1.14192	1.14718	1.15261	1.15822	1.16402	1.17002	1.17622	
0.23	1.13054	1.13539	1.14041	1.14558	1.15092	1.15644	1.16214	1.16803	1.17412	1.18043	
0.24	1.13417	1.13911	1.14420	1.14945	1.15488	1.16048	1.16628	1.17227	1.17847	1.18490	
0.25	1.13802	1.14303	1.14820	1.15354	1.15906	1.16476	1.17066	1.17676	1.18308	1.18962	
0.26	1.14207	1.14717	1.15243	1.15786	1.16348	1.16928	1.17529	1.18150	1.18794	1.19462	
0.27	1.14635	1.15153	1.15689	1.16242	1.16814	1.17405	1.18017	1.18651	1.19308	1.19989	
0.28	1.15086	1.15613	1.16159	1.16722	1.17305	1.17908	1.18533	1.19180	1.19851	1.20547	
0.29	1.15560	1.16098	1.16654	1.17228	1.17823	1.18439	1.19076	1.19737	1.20423	1.21135	
0.30	1.16059	1.16607	1.17174	1.17761	1.18368	1.18997	1.19649	1.20325	1.21027	1.21756	
0.31	1.16583	1.17143	1.17722	1.18322	1.18942	1.19585	1.20252	1.20945	1.21664	1.22411	
0.32	1.17134	1.17706	1.18298	1.18911	1.19546	1.20205	1.20888	1.21597	1.22335	1.23102	
0.33	1.17714	1.18298	1.18904	1.19531	1.20182	1.20856	1.21557	1.22285	1.23042	1.23831	
0.34	1.18322	1.18921	1.19541	1.20183	1.20850	1.21542	1.22261	1.23009	1.23788	1.24600	
0.35	1.18961	1.19574	1.20210	1.20869	1.21553	1.22264	1.23003	1.23772	1.24574	1.25411	
0.36	1.19632	1.20261	1.20913	1.21590	1.22293	1.23024	1.23784	1.24576	1.25403	1.26267	
0.37	1.20337	1.20982	1.21652	1.22348	1.23071	1.23823	1.24607	1.25424	1.26278	1.27170	
0.38	1.21077	1.21741	1.22429	1.23145	1.23890	1.24666	1.25474	1.26319	1.27201	1.28125	
0.39	1.21855	1.22537	1.23247	1.23984	1.24753	1.25555	1.26389	1.27262	1.28176	1.29135	
0.40	1.22672	1.23375	1.24106	1.24868	1.25661	1.26489	1.27354	1.28259	1.29207	1.30204	
0.41	1.23531	1.24256	1.25011	1.25798	1.26618	1.27476	1.28372	1.29312	1.30298	1.31335	
0.42	1.24435	1.25184	1.25964	1.26778	1.27628	1.28517	1.29448	1.30425	1.31453	1.32536	
0.43	1.25386	1.26160	1.26968	1.27812	1.28694	1.29617	1.30586	1.31605	1.32677	1.33810	
0.44	1.26387	1.27189	1.28027	1.28903	1.29819	1.30781	1.31791	1.32855	1.33978	1.35166	
0.45	1.27441	1.28274	1.29144	1.30055	1.31010	1.32013	1.33068	1.34182	1.35360	1.36610	
0.46	1.28553	1.29419	1.30324	1.31273	1.32270	1.33318	1.34424	1.35593	1.36833	1.38153	
0.47	1.29727	1.30628	1.31572	1.32563	1.33605	1.34704	1.35865	1.37096	1.38405	1.39803	
0.48	1.30967	1.31907	1.32893	1.33930	1.35023	1.36177	1.37400	1.38700	1.40088	1.41575	
0.49	1.32279	1.33261	1.34294	1.35382	1.36530	1.37747	1.39039	1.40417	1.41893	1.43482	
0.50	1.33668	1.34697	1.35781	1.36925	1.38136	1.39422	1.40792	1.42258	1.43836	1.45544	

TABLE I
VALUE OF CORRECTION FACTOR, γ

$\frac{T}{\gamma}$ a/b	0.61	0.62	0.63	0.64	0.65	0.66	0.67	0.68	0.69	0.70
0.01	1.14036	1.14588	1.15158	1.15746	1.16355	1.16984	1.17635	1.18310	1.19009	1.19734
0.02	1.14055	1.14608	1.15178	1.15766	1.16377	1.17008	1.17660	1.18336	1.19036	1.19762
0.03	1.14091	1.14645	1.15217	1.15808	1.16418	1.17050	1.17704	1.18382	1.19084	1.19812
0.04	1.14143	1.14699	1.15273	1.15866	1.16478	1.17112	1.17768	1.18448	1.19152	1.19883
0.05	1.14213	1.14771	1.15347	1.15942	1.16557	1.17194	1.17852	1.18535	1.19242	1.19976
0.06	1.14300	1.14860	1.15439	1.16037	1.16655	1.17294	1.17956	1.18642	1.19353	1.20091
0.07	1.14405	1.14968	1.15549	1.16150	1.16772	1.17415	1.18081	1.18770	1.19486	1.20228
0.08	1.14527	1.15093	1.15678	1.16283	1.16908	1.17555	1.18225	1.18920	1.19640	1.20387
0.09	1.14666	1.15236	1.15826	1.16434	1.17064	1.17716	1.18391	1.19090	1.19816	1.20570
0.10	1.14824	1.15398	1.15992	1.16605	1.17240	1.17897	1.18578	1.19283	1.20015	1.20775
0.11	1.15000	1.15579	1.16178	1.16796	1.17436	1.18099	1.18786	1.19498	1.20237	1.21004
0.12	1.15195	1.15779	1.16383	1.17007	1.17653	1.18322	1.19016	1.19735	1.20482	1.21258
0.13	1.15409	1.15998	1.16608	1.17239	1.17891	1.18567	1.19268	1.19996	1.20751	1.21536
0.14	1.15642	1.16238	1.16854	1.17491	1.18151	1.18835	1.19544	1.20280	1.21045	1.21840
0.15	1.15895	1.16497	1.17120	1.17765	1.18433	1.19125	1.19843	1.20588	1.21363	1.22170
0.16	1.16168	1.16777	1.17408	1.18061	1.18737	1.19438	1.20166	1.20922	1.21708	1.22527
0.17	1.16462	1.17079	1.17718	1.18379	1.19065	1.19776	1.20514	1.21282	1.22080	1.22912
0.18	1.16777	1.17403	1.18050	1.18721	1.19417	1.20139	1.20888	1.21668	1.22480	1.23326
0.19	1.17114	1.17749	1.18406	1.19087	1.19793	1.20527	1.21289	1.22082	1.22908	1.23770
0.20	1.17474	1.18118	1.18786	1.19477	1.20196	1.20942	1.21717	1.22525	1.23366	1.24245
0.21	1.17857	1.18512	1.19190	1.19894	1.20625	1.21384	1.22174	1.22997	1.23856	1.24753
0.22	1.18265	1.18930	1.19620	1.20337	1.21081	1.21855	1.22661	1.23501	1.24378	1.25295
0.23	1.18697	1.19374	1.20077	1.20807	1.21566	1.22356	1.23179	1.24037	1.24934	1.25873
0.24	1.19155	1.19846	1.20562	1.21307	1.22082	1.22888	1.23729	1.24608	1.25526	1.26488
0.25	1.19641	1.20345	1.21076	1.21837	1.22628	1.23453	1.24314	1.25214	1.26156	1.27144
0.26	1.20154	1.20873	1.21620	1.22398	1.23208	1.24052	1.24935	1.25858	1.26825	1.27841
0.27	1.20697	1.21431	1.22196	1.22992	1.23821	1.24687	1.25593	1.26541	1.27537	1.28583
0.28	1.21270	1.22022	1.22805	1.23620	1.24471	1.25360	1.26291	1.27267	1.28293	1.29373
0.29	1.21876	1.22646	1.23448	1.24285	1.25159	1.26073	1.27032	1.28038	1.29097	1.30213
0.30	1.22515	1.23305	1.24129	1.24988	1.25878	1.26809	1.27817	1.28856	1.29951	1.31108
0.31	1.23190	1.24001	1.24848	1.25732	1.26658	1.27630	1.28650	1.29725	1.30860	1.32062
0.32	1.23902	1.24736	1.25607	1.26519	1.27475	1.28478	1.29535	1.30649	1.31828	1.33080
0.33	1.24654	1.25512	1.26411	1.27352	1.28340	1.29378	1.30474	1.31632	1.32860	1.34167
0.34	1.25447	1.26333	1.27260	1.28233	1.29256	1.30334	1.31472	1.32678	1.33961	1.35330
0.35	1.26285	1.27200	1.28159	1.29167	1.30228	1.31348	1.32534	1.33794	1.35137	1.36577
0.36	1.27170	1.28117	1.29111	1.30157	1.31260	1.32427	1.33666	1.34985	1.36398	1.37918
0.37	1.28105	1.29087	1.30119	1.31206	1.32356	1.33576	1.34873	1.36260	1.37751	1.39363
0.38	1.29095	1.30114	1.31188	1.32322	1.33523	1.34800	1.36164	1.37627	1.39208	1.40928
0.39	1.30142	1.31203	1.32322	1.33507	1.34766	1.36109	1.37547	1.39098	1.40782	1.42630
0.40	1.31252	1.32358	1.33528	1.34770	1.36093	1.37509	1.39034	1.40685	1.42493	1.44495
0.41	1.32429	1.33586	1.34812	1.36118	1.37513	1.39013	1.40636	1.42406	1.44361	1.46556
0.42	1.33680	1.34892	1.36182	1.37559	1.39037	1.40633	1.42371	1.44283	1.46420	1.48866
0.43	1.35010	1.36285	1.37645	1.39103	1.40676	1.42384	1.44259	1.46344	1.48713	1.51509
0.44	1.36428	1.37773	1.39218	1.40764	1.42446	1.44287	1.46327	1.48631	1.51316	1.54661
0.45	1.37942	1.39366	1.40898	1.42557	1.44368	1.46368	1.48615	1.51208	1.54362	1.58910
0.46	1.39563	1.41078	1.42715	1.44500	1.46465	1.48663	1.51178	1.54184	1.58198	
0.47	1.41303	1.42922	1.44683	1.46618	1.48773	1.51223	1.54111	1.57802		
0.48	1.43178	1.44918	1.46894	1.49043	1.51338	1.54129	1.57595	1.63124		
0.49	1.45205	1.47089	1.49174	1.51521	1.54233	1.57531	1.62178			
0.50	1.47408	1.49466	1.51771	1.54417	1.57584	1.61788				

TABLE I
VALUE OF CORRECTION FACTOR, Y

a/b	T/Y	0.71	0.72	0.73	0.74	0.75	0.76	0.77	0.78	0.79	0.80
0.01	1.21269	1.20487	1.21269	1.22083	1.22930	1.23814	1.24736	1.25701	1.26711	1.27771	1.28885
0.02	1.21300	1.20516	1.21300	1.22115	1.22964	1.23849	1.24773	1.25740	1.26752	1.27814	1.28930
0.03	1.21354	1.20568	1.21354	1.22171	1.23022	1.23910	1.24837	1.25807	1.26822	1.27888	1.29008
0.04	1.21430	1.20642	1.21430	1.22251	1.23105	1.23997	1.24928	1.25901	1.26921	1.27992	1.29117
0.05	1.21530	1.20738	1.21530	1.22355	1.23213	1.24109	1.25042	1.26024	1.27050	1.28127	1.29259
0.06	1.21654	1.20857	1.21654	1.22483	1.23347	1.24248	1.25190	1.26175	1.27208	1.28293	1.29434
0.07	1.21801	1.20999	1.21801	1.22635	1.23505	1.24413	1.25362	1.26355	1.27397	1.28491	1.29643
0.08	1.21972	1.21164	1.21972	1.22813	1.23690	1.24605	1.25562	1.26565	1.27616	1.28721	1.29885
0.09	1.22167	1.21353	1.22167	1.23016	1.23901	1.24825	1.25792	1.26804	1.27867	1.28985	1.30163
0.10	1.22388	1.21565	1.22388	1.23245	1.24139	1.25073	1.26050	1.27075	1.28151	1.29283	1.30477
0.11	1.21803	1.22665	1.22634	1.23500	1.24404	1.25349	1.26339	1.27377	1.28467	1.29616	1.30828
0.12	1.22906	1.22065	1.22906	1.23783	1.24698	1.25656	1.26659	1.27712	1.28819	1.29986	1.31219
0.13	1.23205	1.22353	1.23205	1.24093	1.25021	1.25993	1.27011	1.28080	1.29206	1.30393	1.31649
0.14	1.22668	1.23531	1.23531	1.24432	1.25374	1.26361	1.27396	1.28484	1.29630	1.30840	1.32152
0.15	1.23010	1.23886	1.23886	1.24801	1.25759	1.26762	1.27815	1.28924	1.30093	1.31329	1.32640
0.16	1.23380	1.24270	1.24270	1.25201	1.26175	1.27197	1.28271	1.29402	1.30596	1.31861	1.33204
0.17	1.23779	1.24685	1.24685	1.25632	1.26625	1.27667	1.28764	1.29920	1.31142	1.32439	1.33818
0.18	1.24208	1.25131	1.25131	1.26097	1.27110	1.28175	1.29296	1.30480	1.31733	1.33065	1.34485
0.19	1.24669	1.25610	1.25610	1.26597	1.27632	1.28721	1.29870	1.31084	1.32372	1.33744	1.35209
0.20	1.25163	1.26124	1.26124	1.27133	1.28192	1.29308	1.30487	1.31736	1.33062	1.34478	1.35995
0.21	1.25691	1.26674	1.26674	1.27707	1.28793	1.29939	1.31151	1.32437	1.33807	1.35272	1.36848
0.22	1.26255	1.27262	1.27262	1.28321	1.29437	1.30615	1.31864	1.33192	1.34610	1.36132	1.37774
0.23	1.26857	1.27890	1.27890	1.28978	1.30126	1.31340	1.32631	1.34006	1.35478	1.37063	1.38782
0.24	1.27498	1.28560	1.28560	1.29680	1.30863	1.32118	1.33454	1.34881	1.36415	1.38074	1.39882
0.25	1.28182	1.29275	1.29275	1.30430	1.31652	1.32952	1.34339	1.35826	1.37430	1.39173	1.41088
0.26	1.28910	1.30038	1.30038	1.31231	1.32497	1.33847	1.35291	1.36845	1.38550	1.40374	1.42417
0.27	1.29686	1.30852	1.30852	1.32088	1.33402	1.34807	1.36317	1.37949	1.39728	1.41691	1.43895
0.28	1.30513	1.31721	1.31721	1.33004	1.34373	1.35841	1.37425	1.39146	1.41038	1.43148	1.45563
0.29	1.31395	1.32649	1.32649	1.33985	1.35415	1.36955	1.38624	1.40452	1.42479	1.44778	1.47494
0.30	1.32336	1.33641	1.33641	1.35037	1.36536	1.38158	1.39928	1.41883	1.44081	1.46637	1.49861
0.31	1.33340	1.34704	1.34704	1.36167	1.37745	1.39463	1.41352	1.43464	1.45888	1.48836	
0.32	1.34414	1.35843	1.35843	1.37383	1.39053	1.40884	1.42919	1.45233	1.47981	1.51754	
0.33	1.35565	1.37068	1.37068	1.38696	1.40474	1.42441	1.44660	1.47251	1.50557		
0.34	1.36801	1.38389	1.38389	1.40119	1.42026	1.44163	1.46626	1.49649			
0.35	1.38130	1.39817	1.39817	1.41670	1.43734	1.46091	1.48910	1.52875			
0.36	1.39566	1.41370	1.41370	1.43370	1.45635	1.48297	1.51747				
0.37	1.41123	1.43067	1.43067	1.45253	1.47788	1.50935					
0.38	1.42821	1.44938	1.44938	1.47367	1.50302						
0.39	1.44686	1.47026	1.47026	1.49798	1.53471						
0.40	1.46757	1.49400	1.49400	1.52735							
0.41	1.49092	1.52196	1.52196	1.57043							
0.42	1.51797	1.55809	1.55809								
0.43											
0.44											
0.45											
0.46											
0.47											
0.48											
0.49											
0.50											

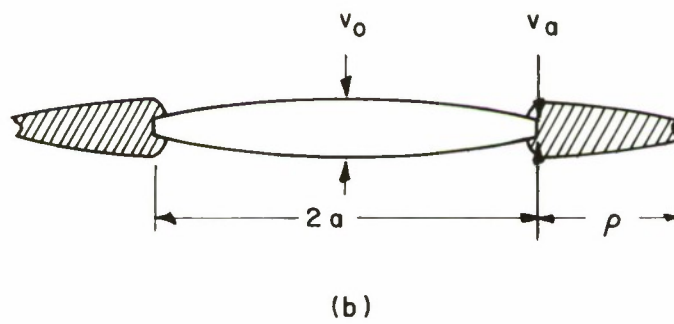
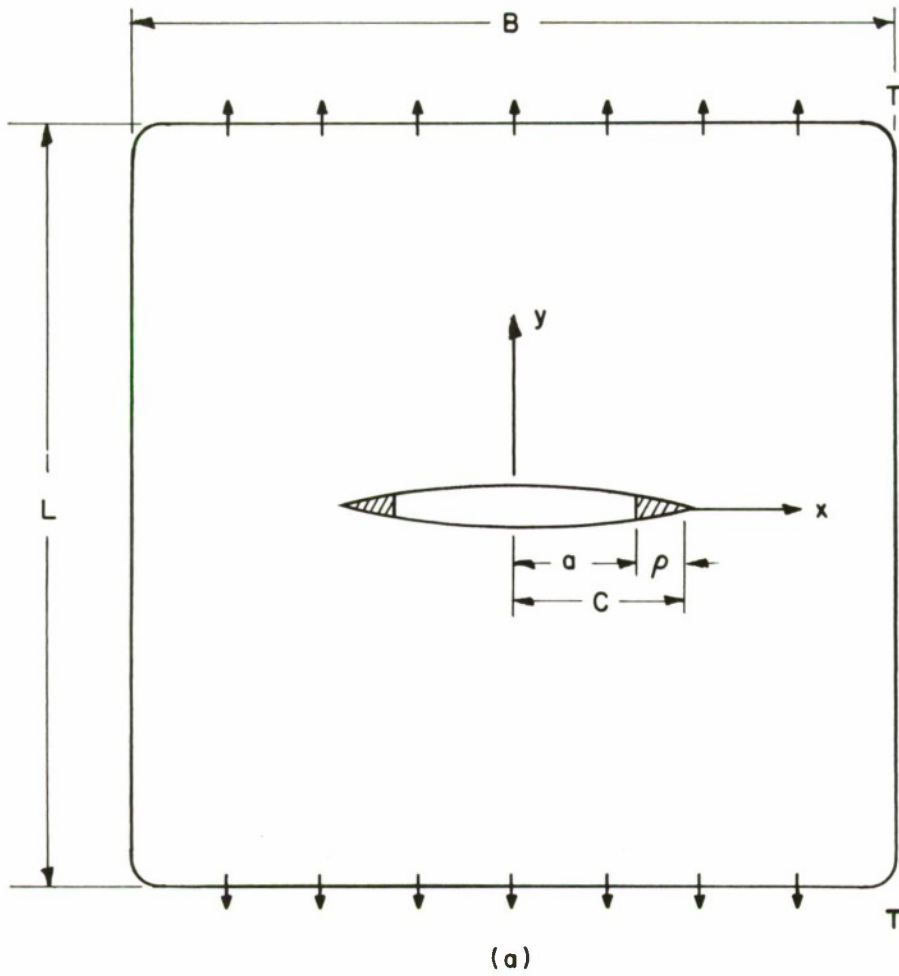


Figure 1. Model of Dugdale Crack
 (a) The Dugdale Model
 (b) The Actual Crack (Hahn's Experiment Reference 8)

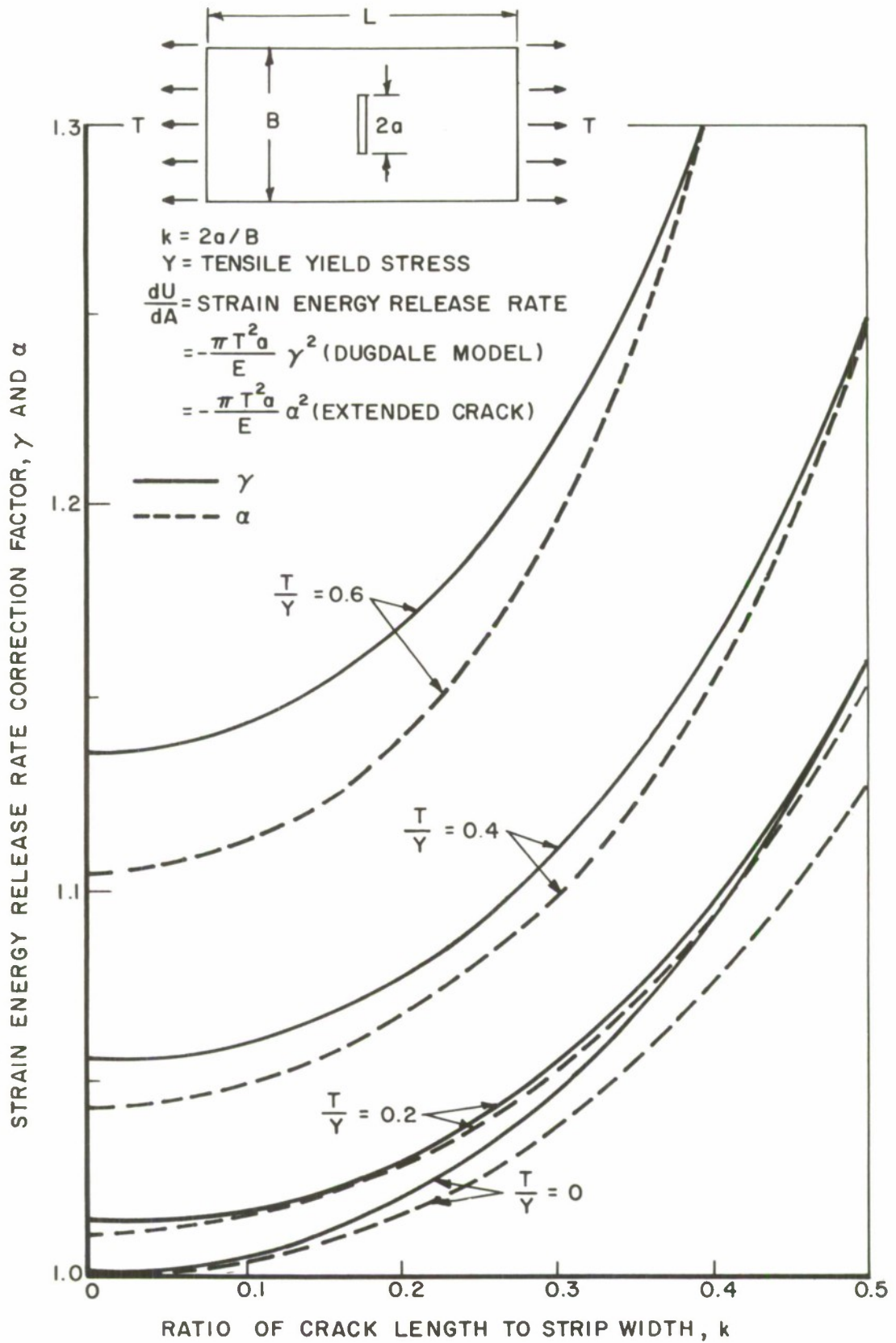


Figure 2. Variation of the Strain Energy Release Rate Correction Factors With Ratio of Crack Length to Strip Width, k

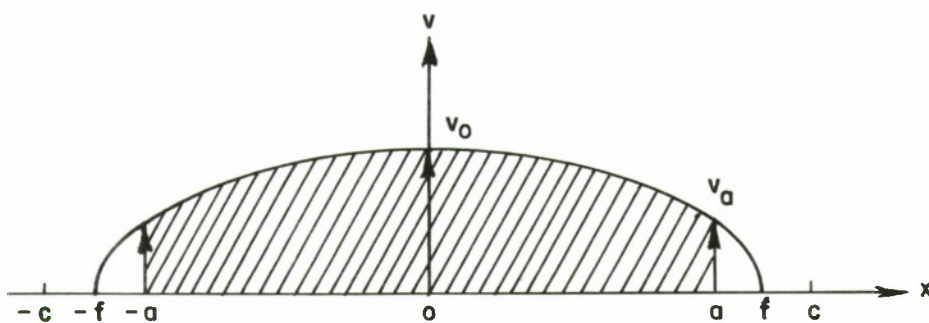


Figure 3. Displacement of The Crack Boundary

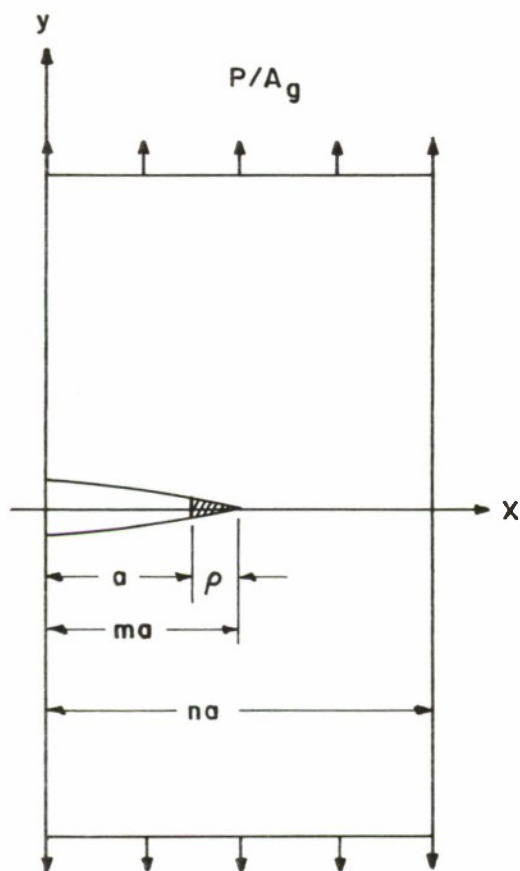


Figure 4. Dimensions of Centrally Cracked Plate Under Uniaxial Tension

UNCLASSIFIED

Security Classification

DOCUMENT CONTROL DATA - R&D		
<i>(Security classification of title, body of abstract and indexing annotation must be entered when the overall report is classified)</i>		
1. ORIGINATING ACTIVITY <i>(Corporate author)</i> Air Force Flight Dynamics Laboratory Wright-Patterson Air Force Base, Ohio		2a. REPORT SECURITY CLASSIFICATION Unclassified
		2b. GROUP
3. REPORT TITLE THE EFFECT OF PLASTIC DEFORMATION ON THE STRAIN ENERGY RELEASE RATE IN A CENTRALLY NOTCHED PLATE SUBJECTED TO UNIAXIAL TENSION		
4. DESCRIPTIVE NOTES <i>(Type of report and inclusive dates)</i> Final Report		
5. AUTHOR(S) <i>(Last name, first name, initial)</i> Forman, Royce G.		
6. REPORT DATE December 1965	7a. TOTAL NO. OF PAGES 33	7b. NO. OF REFS 11
8a. CONTRACT OR GRANT NO.	9a. ORIGINATOR'S REPORT NUMBER(S) AFFDL-TR-65-186	
b. PROJECT NO. 1467		
c. Task No, 146704	9b. OTHER REPORT NO(S) <i>(Any other numbers that may be assigned this report)</i>	
d.		
10. AVAILABILITY/LIMITATION NOTICES Distribution of this document is unlimited		
11. SUPPLEMENTARY NOTES	12. SPONSORING MILITARY ACTIVITY Air Force Flight Dynamics Laboratory Wright-Patterson Air Force Base, Ohio	
13. ABSTRACT By using the Dugdale model for a crack in a plate, an improved formula was derived for the strain energy release rate, G. The formula has the same form as the solution for a linear elastic plate, except a correction factor is used which corrects for both the effect of yielding and the finite width of the plate. Curves are presented giving the values of the correction factor, and they indicate that the nominal stress to yield stress ratio has a pronounced effect on the strain energy release rate.		

DD FORM 1473
1 JAN 64

UNCLASSIFIED
Security Classification

14. KEY WORDS	LINK A		LINK B		LINK C	
	ROLE	WT	ROLE	WT	ROLE	WT
Fracture mechanics, crack tip yield zone correction factor						

INSTRUCTIONS

1. **ORIGINATING ACTIVITY:** Enter the name and address of the contractor, subcontractor, grantee, Department of Defense activity or other organization (*corporate author*) issuing the report.
- 2a. **REPORT SECURITY CLASSIFICATION:** Enter the overall security classification of the report. Indicate whether "Restricted Data" is included. Marking is to be in accordance with appropriate security regulations.
- 2b. **GROUP:** Automatic downgrading is specified in DoD Directive 5200.10 and Armed Forces Industrial Manual. Enter the group number. Also, when applicable, show that optional markings have been used for Group 3 and Group 4 as authorized.
3. **REPORT TITLE:** Enter the complete report title in all capital letters. Titles in all cases should be unclassified. If a meaningful title cannot be selected without classification, show title classification in all capitals in parenthesis immediately following the title.
4. **DESCRIPTIVE NOTES:** If appropriate, enter the type of report, e.g., interim, progress, summary, annual, or final. Give the inclusive dates when a specific reporting period is covered.
5. **AUTHOR(S):** Enter the name(s) of author(s) as shown on or in the report. Enter last name, first name, middle initial. If military, show rank and branch of service. The name of the principal author is an absolute minimum requirement.
6. **REPORT DATE:** Enter the date of the report as day, month, year; or month, year. If more than one date appears on the report, use date of publication.
- 7a. **TOTAL NUMBER OF PAGES:** The total page count should follow normal pagination procedures, i.e., enter the number of pages containing information.
- 7b. **NUMBER OF REFERENCES:** Enter the total number of references cited in the report.
- 8a. **CONTRACT OR GRANT NUMBER:** If appropriate, enter the applicable number of the contract or grant under which the report was written.
- 8b, 8c, & 8d. **PROJECT NUMBER:** Enter the appropriate military department identification, such as project number, subproject number, system numbers, task number, etc.
- 9a. **ORIGINATOR'S REPORT NUMBER(S):** Enter the official report number by which the document will be identified and controlled by the originating activity. This number must be unique to this report.
- 9b. **OTHER REPORT NUMBER(S):** If the report has been assigned any other report numbers (*either by the originator or by the sponsor*), also enter this number(s).
10. **AVAILABILITY/LIMITATION NOTICES:** Enter any limitations on further dissemination of the report, other than those

imposed by security classification, using standard statements such as:

- (1) "Qualified requesters may obtain copies of this report from DDC."
- (2) "Foreign announcement and dissemination of this report by DDC is not authorized."
- (3) "U. S. Government agencies may obtain copies of this report directly from DDC. Other qualified DDC users shall request through _____."
- (4) "U. S. military agencies may obtain copies of this report directly from DDC. Other qualified users shall request through _____."
- (5) "All distribution of this report is controlled. Qualified DDC users shall request through _____."

If the report has been furnished to the Office of Technical Services, Department of Commerce, for sale to the public, indicate this fact and enter the price, if known.

11. **SUPPLEMENTARY NOTES:** Use for additional explanatory notes.
12. **SPONSORING MILITARY ACTIVITY:** Enter the name of the departmental project office or laboratory sponsoring (*paying for*) the research and development. Include address.
13. **ABSTRACT:** Enter an abstract giving a brief and factual summary of the document indicative of the report, even though it may also appear elsewhere in the body of the technical report. If additional space is required, a continuation sheet shall be attached.

It is highly desirable that the abstract of classified reports be unclassified. Each paragraph of the abstract shall end with an indication of the military security classification of the information in the paragraph, represented as (TS), (S), (C), or (U).

There is no limitation on the length of the abstract. However, the suggested length is from 150 to 225 words.

14. **KEY WORDS:** Key words are technically meaningful terms or short phrases that characterize a report and may be used as index entries for cataloging the report. Key words must be selected so that no security classification is required. Identifiers, such as equipment model designation, trade name, military project code name, geographic location, may be used as key words but will be followed by an indication of technical context. The assignment of links, rules, and weights is optional.