

# RESTORATION OF OPTICAL PATTERNS

C. K. Rushforth

Electro-Dynamics Laboratories  
UTAH STATE UNIVERSITY  
Logan, Utah


AD 614 272



SCIENTIFIC REPORT NO. 3  
Contract No. AF 19(628)-3825  
1 March 1965

COPY	11	OF	3	30-P
HARD COPY				\$ . 2 . 00
MICROFILM				\$ . 0 . 50

Prepared for  
ARPA Order No. 450  
Project No 8863



Prepared for  
AIR FORCE CAMBRIDGE RESEARCH LABORATORIES  
OFFICE OF AEROSPACE RESEARCH  
UNITED STATES AIR FORCE  
Bedford, Massachusetts

ANALOG COPY

# DISCLAIMER NOTICE

THIS DOCUMENT IS THE BEST  
QUALITY AVAILABLE.

COPY FURNISHED CONTAINED  
A SIGNIFICANT NUMBER OF  
PAGES WHICH DO NOT  
REPRODUCE LEGIBLY.

AFCRL-65-181

RESTORATION OF OPTICAL PATTERNS

C. K. Rushforth

Electro-Dynamics Laboratories  
UTAH STATE UNIVERSITY  
Logan, Utah

SCIENTIFIC REPORT NO. 3  
Contract No. AF19(628)-3825  
1 March 1965

Sponsored by  
ARPA Order No. 450  
Project No. 8663

Prepared for  
Optical Physics Laboratory  
Air Force Cambridge Research Laboratories  
Office of Aerospace Research  
UNITED STATES AIR FORCE  
Laurence G. Hanscom Field  
Bedford, Massachusetts

## NOTICES

Requests for additional copies by Agencies of the Department of Defense, their contractors, and other Government agencies, should be directed to:

DEFENSE DOCUMENTATION CENTER (DDC)  
CAMERON STATION  
ALEXANDRIA, VIRGINIA 22314

Department of Defense contractors must be established for DDC services or have their "need-to-know" certified by the cognizant military agency of their project or contract.

All other persons and organizations should apply to:

CLEARINGHOUSE FOR FEDERAL SCIENTIFIC  
AND TECHNICAL INFORMATION (CFSTI)  
SILLS BUILDING  
5285 PORT ROYAL ROAD  
SPRINGFIELD, VIRGINIA 22151

## Table of Contents

Abstract . . . . .	1
I. Introduction . . . . .	2
II. Statement of the Problem . . . . .	3
III. Sampling and Vector Presentation . . . . .	4
IV. The Optimum Estimation Procedure . . . . .	6
V. Special Cases . . . . .	10
VI. Evaluation of the Optimum Procedure . . . . .	13
VII. Example . . . . .	16
VIII. Multiple Observations . . . . .	19
References . . . . .	23
Acknowledgements . . . . .	24

## Abstract

This paper treats the problem of estimating the intensity distribution of an optical pattern which has been distorted by diffraction and noise. Under the assumption that the signal and noise are additive and that they have prescribed means and covariance matrices, the optimum linear estimate of the object distribution is obtained. This estimate is shown to be a linearly-filtered combination of the a priori mean and the observed image distribution, with the details of the filtering depending on the prior information, the noise statistics, and the optical imaging system. The performance of the optimum estimation procedure is evaluated for the important special case of large a priori uncertainty. Finally, the optimum procedure for processing multiple observations is discussed. It is shown that as the number of observations becomes large, the estimate approaches the true object.

## I. Introduction

The problem of restoring the detail removed from an optical pattern by diffraction has been considered by Harris [ 1]. Using some well-known results from the theory of Fourier transforms, he showed that in the absence of noise, an optical pattern known a priori to be of bounded spatial extent can be exactly reconstructed despite the rejection of high spatial frequencies by an optical system.

While the noise-free problem is of considerable theoretical interest, it does not accurately represent the physical world. In any actual situation, spurious disturbances such as background radiation, film granularity, and detector noise are superimposed on the quantities to be measured. Thus, any restoration procedure will involve a certain amount of unavoidable error. Furthermore, a given restoration procedure may perform very badly in the presence of noise even though it reproduces the pattern exactly when noise is absent. Hence, it is important to take into account any knowledge we have about the noise statistics, as well as the a priori information about the pattern to be estimated, in designing a restoration procedure.

In this paper, we treat the problem of obtaining optimum estimates of an optical object in the presence of additive noise using the criterion of minimum mean square error.

## II. Statement of the Problem

Throughout the paper, we assume for convenience that we are dealing with incoherent illumination. All observed and estimated quantities are intensities, and the transfer function of the optical system is that appropriate for incoherent light [2]. This assumption simplifies the discussion somewhat and avoids confusion, but it is by no means essential.

The object to be estimated is denoted by  $x(\alpha, \beta)$ , where  $\alpha$  and  $\beta$  are the object-plane coordinates. For simplicity of presentation, it is assumed that the optical system exhibits spatial invariance [3], and that it has a point spread function  $a(\xi, \eta)$  where  $\xi$  and  $\eta$  are the image-plane coordinates. The configuration is illustrated in Figure 1.

The image of  $x(\alpha, \beta)$  is given by

$$y(\xi, \eta) = x(\xi, \eta) * a(\xi, \eta) \quad (1)$$

where  $x(\xi, \eta)$  is the object distribution referred to the image plane and the star denotes convolution. This image is corrupted by additive noise  $n(\xi, \eta)$ , and the resultant image  $z(\xi, \eta) = y(\xi, \eta) + n(\xi, \eta)$  is available for processing. The objective is to estimate  $x(\alpha, \beta)$  based on the ob-



ervation  $z(\xi, \eta)$  and any a priori information available about the object.

### III. Sampling and Vector Representation

Almost any reasonable object  $x(\alpha, \beta)$  can be represented to the desired degree of accuracy by partitioning the object plane into small regions over which  $x(\alpha, \beta)$  is essentially constant. If these regions are made sufficiently small, each of them can be treated as an impulse or point source of light. The image due to one of these regions is then approximately proportional to the point spread function of the optical system displaced according to the location of that region. The total image is the superposition of the images of all the elementary regions.

Let the intensity of the  $k$ -th region in the object plane be  $x_k = x(\alpha_k, \beta_k)$ . The image of this region is approximately  $x_k a(\xi - \xi_k, \eta - \eta_k)$ , where  $\xi_k$  and  $\eta_k$  are the image-plane coordinates corresponding to  $\alpha_k$  and  $\beta_k$ . If the object consists of  $n$  such regions, the total image is

$$y(\xi, \eta) = \sum_{k=1}^n x_k a(\xi - \xi_k, \eta - \eta_k) \quad (2)$$

If this image is sampled at the points  $(\xi^1, \eta^1), \dots, (\xi^m, \eta^m)$ , we have

$$y(\xi^j, \eta^j) = \sum_{k=1}^n x_k a(\xi^j - \xi_k, \eta^j - \eta_k) \quad (3)$$

Note that  $(\xi^j, \eta^j)$  is not necessarily equal to  $(\xi_j, \eta_j)$ . If we set

$a_{jk} = a(\xi^j - \xi_k, \eta^j - \eta_k)$  and  $y_j = y(\xi^j, \eta^j)$ , we have

$$y_j = \sum_{k=1}^n x_k a_{jk} \quad (4)$$

In matrix form,

$$\underline{y} = \underline{A} \underline{x} \quad (5)$$

where

$$\underline{y} = \begin{pmatrix} y_1 \\ \vdots \\ y_m \end{pmatrix} \quad \underline{x} = \begin{pmatrix} x_1 \\ \vdots \\ x_n \end{pmatrix}$$

$$\underline{A} = \begin{pmatrix} a_{11} & \cdots & a_{1n} \\ \vdots & & \vdots \\ a_{m1} & \cdots & a_{mn} \end{pmatrix}$$

The samples  $y_j$  are in general perturbed by noise samples  $n_j$ , and

the observed vector is

$$\underline{z} = \underline{y} + \underline{n} = \underline{A}\underline{x} + \underline{n} \quad (6)$$

where  $\underline{n} = \begin{pmatrix} n_1 \\ \vdots \\ n_m \end{pmatrix}$

Throughout the remainder of the paper, it is assumed that the approximate vector representation discussed above is sufficiently accurate that the associated error can be neglected. Hence, the vector  $\underline{x}$  will be regarded as the object, and the estimation procedures considered will be evaluated in terms of how closely they reproduce  $\underline{x}$ .

#### IV. The Optimum Estimation Procedure

In order to proceed further, we now make some additional assumptions about the noise and the a priori information. We assume that the noise vector  $\underline{n}$  has zero mean and known covariance matrix  $\underline{K}_n$ . The restriction to zero mean is unimportant, since only the fluctuations about the mean limit system performance. Further, we assume that the a priori information about the object to be estimated consists of the mean vector  $\underline{\mu}$  and the covariance matrix  $\underline{K}_x$ , and that  $\underline{x}$  and  $\underline{n}$  are independent. The quantities  $\underline{\mu}$  and  $\underline{K}_x$  do not necessarily correspond to any actual statistical

fluctuations which the object undergoes, but rather reflect our initial ignorance of the object. Roughly speaking, a covariance matrix  $\underline{K}_x$  with small entries corresponds to a situation in which we have considerable prior information about the object, while a covariance matrix with large entries corresponds to a situation in which we have little prior information.

The approach to the estimation problem taken in this paper is that of discrete Wiener filtering of the perturbed image samples. That is, we seek that discrete linear filter whose output  $\hat{\underline{x}}$  minimizes the mean square error  $E[(\hat{\underline{x}} - \underline{x})' (\hat{\underline{x}} - \underline{x})]$ , where the prime denotes vector or matrix transpose.

We first assume that the prior mean  $\underline{\mu}$  is equal to zero. The linear filtering operation on the observed vector  $\underline{z}$  is then represented by matrix multiplication, and any linear estimate of  $\underline{x}$  is a vector of the form  $\underline{H} \underline{z}$ . Our objective is to choose the matrix  $\underline{H}$  to minimize the mean square error

$$e = E[(\underline{H} \underline{z} - \underline{x})' (\underline{H} \underline{z} - \underline{x})] \quad (7)$$

Using the fact that  $\underline{z} = \underline{A} \underline{x} + \underline{n}$ , this expression can be written in the form

$$\begin{aligned}
e = E \{ & [ (\underline{H}\underline{A} - \underline{I}) \underline{x} ]' [ (\underline{H}\underline{A} - \underline{I}) \underline{x} ] \\
& + [ (\underline{H}\underline{A} - \underline{I}) \underline{x} ]' \underline{H}\underline{n} + (\underline{H}\underline{n})' (\underline{H}\underline{A} - \underline{I}) \underline{x} \\
& + (\underline{H}\underline{n})' \underline{H}\underline{n} \}
\end{aligned}$$

Since  $\underline{x}$  and  $\underline{n}$  are assumed to be independent random vectors with zero means, the cross-product terms in (8) are zero and the error expression reduces to

$$\begin{aligned}
e &= E \{ [ (\underline{H}\underline{A} - \underline{I}) \underline{x} ]' [ (\underline{H}\underline{A} - \underline{I}) \underline{x} ] + (\underline{H}\underline{n})' \underline{H}\underline{n} \} \\
&= \text{tr} [ (\underline{H}\underline{A} - \underline{I}) \underline{K}_x (\underline{H}\underline{A} - \underline{I})' + \underline{H} \underline{K}_n \underline{H}' ] \quad (9)
\end{aligned}$$

where  $\text{tr}$  denotes the trace of a matrix [4].

Upon expanding (9) and completing the square, we obtain an expression for  $e$  which can be minimized by inspection.

$$\begin{aligned}
e &= \text{tr} \left\{ \left[ \underline{H} (\underline{A} \underline{K}_x \underline{A}' + \underline{K}_n)^{\frac{1}{2}} - \underline{K}_x \underline{A}' (\underline{A} \underline{K}_x \underline{A}' + \underline{K}_n)^{-\frac{1}{2}} \right] \right. \\
&\quad \left. \left[ \underline{H} (\underline{A} \underline{K}_x \underline{A}' + \underline{K}_n)^{\frac{1}{2}} - \underline{K}_x \underline{A}' (\underline{A} \underline{K}_x \underline{A}' + \underline{K}_n)^{-\frac{1}{2}} \right]' \right. \\
&\quad \left. + \underline{K}_x - \underline{K}_x \underline{A}' (\underline{A} \underline{K}_x \underline{A}' + \underline{K}_n)^{-1} \underline{A} \underline{K}_x \right\} \quad (10)
\end{aligned}$$

where  $(\underline{B})^{\frac{1}{2}}$  is the symmetric square root of the symmetric matrix  $\underline{B}$  [5]. Since the term involving  $\underline{H}$  in (10) is non-negative, the mean square error  $e$  achieves its minimum for that  $\underline{H}$  which satisfies

$$\left[ \underline{H}(\underline{A}\underline{K}\underline{A}' + \underline{K}_n)^{\frac{1}{2}} - \underline{K}_n\underline{A}'(\underline{A}\underline{K}\underline{A}' + \underline{K}_n)^{-\frac{1}{2}} \right] = 0$$

This yields as the optimum discrete linear filter for the zero-mean case

$$\underline{H} = \underline{K}_n\underline{A}'(\underline{A}\underline{K}\underline{A}' + \underline{K}_n)^{-1} \quad (11)$$

A somewhat more convenient form for our purposes, obtained after some manipulation of matrices, is

$$\underline{H} = (\underline{A}'\underline{K}_n^{-1}\underline{A} + \underline{K}_x^{-1})^{-1}\underline{A}'\underline{K}_n^{-1} \quad (12)$$

Thus far we have assumed that the prior mean  $\underline{\mu}$  is zero. The above results are now extended to the general case in which  $\underline{\mu} \neq 0$ . This extension is accomplished by noting that the above results are applicable to estimating the amount by which  $\underline{x}$  deviates from  $\underline{\mu}$ , namely  $\underline{x} - \underline{\mu}$ . Hence, we merely apply the above result to  $\underline{x} - \underline{\mu}$  and add  $\underline{\mu}$  to the resulting estimate of the deviation. This yields as the optimum linear estimate of the object distribution

$$\begin{aligned} \hat{\underline{x}} &= \underline{\mu} + \underline{H}(\underline{z} - \underline{A}\underline{\mu}) \\ &= \underline{H}\underline{z} + (\underline{I} - \underline{H}\underline{A})\underline{\mu} \end{aligned} \quad (13)$$

which becomes upon substituting (12) for  $\underline{H}$

$$\begin{aligned} \hat{\underline{x}} = & (\underline{A}' \underline{K}_{-n}^{-1} \underline{A} + \underline{K}_{-x}^{-1})^{-1} \underline{A}' \underline{K}_{-n}^{-1} \underline{z} \\ & + (\underline{A}' \underline{K}_{-n}^{-1} \underline{A} + \underline{K}_{-x}^{-1})^{-1} \underline{K}_{-x}^{-1} \underline{\mu} \end{aligned} \quad (14)$$

This is the desired general result.

## V. Special Cases

It is seen that the optimum estimate  $\hat{\underline{x}}$  is just a linearly-filtered combination of the observed vector  $\underline{z}$  and the a priori mean  $\underline{\mu}$ . The details of this filtering and combining depend on the noise, the optical system, and the a priori information. Since the operations involved in obtaining the optimum estimate are in general rather complicated, we now consider several special cases in order to gain additional insight into the estimation procedure.

$$A. \quad \underline{K}_{-n} = \sigma_n^2 \underline{I}, \quad \underline{K}_{-x} = \sigma_x^2 \underline{I}$$

To begin with, we assume that  $\underline{K}_{-n} = \sigma_n^2 \underline{I}$  and  $\underline{K}_{-x} = \sigma_x^2 \underline{I}$ , where  $\underline{I}$  is the identity matrix. This corresponds to a situation in which the noise is white and in which information about one coordinate of  $\underline{x}$  provides no information about any other coordinate. In this case, the

optimum estimate becomes

$$\begin{aligned} \underline{x} = & \left( \frac{A' A}{\sigma_n^2} + \frac{I}{\sigma_x^2} \right)^{-1} \frac{A'}{\sigma_n^2} \underline{z} \\ & + \left( \frac{A' A}{\sigma_n^2} + \frac{I}{\sigma_x^2} \right)^{-1} \frac{1}{\sigma_x^2} \underline{\mu} \end{aligned} \quad (15)$$

This expression provides some insight regarding the relative weighting of the observation  $\underline{z}$  and the a priori mean  $\underline{\mu}$ . If the a priori uncertainty about  $\underline{x}$  is much larger than the uncertainty due to the additive noise (the usual case), then  $\sigma_x^2 \gg \sigma_n^2$ . From (15) we see that in this case the optimum estimation procedure weights the observation  $\underline{z}$  much more heavily than the a priori mean  $\underline{\mu}$  provided that the elements of  $\underline{A}$  are not too small. This agrees with intuition, since if the a priori uncertainty is very large we have little confidence in the a priori mean. On the other hand, if  $\sigma_n^2 \gg \sigma_x^2$ , we have a very noisy measurement. From (15), we see that in this case  $\underline{\mu}$  is weighted more heavily than  $\underline{z}$ , again in agreement with intuition, and the experiment is not a very informative one.



### B. Large a priori uncertainty

We can obtain additional insight into the optimum estimation procedure by looking at the important limiting case of large a priori uncertainty. The optimum estimate in this case is obtained by making a Neumann series expansion [6] of (14) and retaining only the first term. This procedure yields

$$\hat{\underline{x}} = (\underline{A}' \underline{K}_{-n}^{-1} \underline{A})^{-1} \underline{A}' \underline{K}_{-n}^{-1} \underline{z} \quad (16)$$

This procedure is now considered under various assumptions about  $\underline{A}$  and  $\underline{K}_{-n}$ .

If the system matrix  $\underline{A}$  is square and invertible, (16) becomes

$$\hat{\underline{x}} = (\underline{A}' \underline{K}_{-n}^{-1} \underline{A})^{-1} \underline{A}' \underline{K}_{-n}^{-1} \underline{A} \underline{A}^{-1} \underline{z} = \underline{A}^{-1} \underline{z} \quad (17)$$

In this case, the optimum estimation procedure merely "divides out" the effects of the optical system by multiplying the observed vector by  $\underline{A}^{-1}$ . This is precisely the procedure which would be followed in the absence of noise, and the above analysis clearly indicates the limitations on this procedure and the conditions under which it is optimum. These conditions are negligible a priori information about the object to be estimated (except for information regarding spatial extent) and a

sampling scheme in the image plane which yields a square and invertible system matrix  $\underline{A}$ . If either of these conditions is violated, the more general data processing procedures given by (14) or (16) should be used.

A further simplification of (16) is achieved in the event that the additive noise is white. In this case,  $\underline{K}_n = \sigma_n^2 \underline{I}$  and

$$\hat{\underline{x}} = (\underline{A}' \underline{A})^{-1} \underline{A}' \underline{z} \quad (18)$$

This expression reduces to (17) of course, if  $\underline{A}$  is square and invertible.

#### VI. Evaluation of the Optimum Procedure

For the purpose of evaluating the optimum estimation or restoration procedure, we assume that the actual (but unknown) object vector is  $\underline{x}_0$ . The observed vector is thus

$$\underline{z} = \underline{A} \underline{x}_0 + \underline{n}$$

We further assume that the a priori uncertainty is very large, which leads us to use the estimate given by (16). This yields

$$\begin{aligned}\hat{\underline{x}} &= (\underline{A}' \underline{K}_n^{-1} \underline{A})^{-1} \underline{A}' \underline{K}_n^{-1} (\underline{A} \underline{x}_0 + \underline{n}) \\ &= \underline{x}_0 + (\underline{A}' \underline{K}_n^{-1} \underline{A})^{-1} \underline{A}' \underline{K}_n^{-1} \underline{n}\end{aligned}\quad (19)$$

The mean square error (conditioned on the actual object vector  $\underline{x}_0$ ) is given by

$$\begin{aligned}e &= E[(\hat{\underline{x}} - \underline{x}_0)' (\hat{\underline{x}} - \underline{x}_0)] \\ &= E\left\{[(\underline{A}' \underline{K}_n^{-1} \underline{A})^{-1} \underline{A}' \underline{K}_n^{-1} \underline{n}]' [(\underline{A}' \underline{K}_n^{-1} \underline{A})^{-1} \underline{A}' \underline{K}_n^{-1} \underline{n}]\right\}\end{aligned}$$

which after some manipulation of matrices can be written

$$e = \text{tr} [(\underline{A}' \underline{K}_n^{-1} \underline{A})^{-1}] \quad (20)$$

In the special case of white noise,  $\underline{K}_n = \sigma_n^2 \underline{I}$  and

$$e = \sigma_n^2 \text{tr} [(\underline{A}' \underline{A})^{-1}] \quad (21)$$

Recall that the terms in the matrix  $\underline{A}$  are determined by the point spread function of the optical system and the sampling points. Similarly, the covariance matrix  $\underline{K}_n$  is determined by the sampling scheme in the image plane as well as by the nature of the noise. Hence, it is clear that we can control the form of the matrix  $\underline{A}' \underline{K}_n^{-1} \underline{A}$  to a limited extent

through our choice of sampling schemes. A judicious choice of sampling points can reduce the mean square error associated with the optimum estimation procedure.

The problem of where to sample and how many samples to take is both important and nontrivial, and is currently being investigated. Although no general solution is available at this point, some of the features of this solution are apparent. First, it is clear that samples near the central part of the image are more useful than samples on the fringes where the signal-to-noise ratio is low. Second, it is not difficult to show that adding additional samples without changing the location of previous samples will never increase the error, and in fact will decrease it except in special cases. Thus, it may well be that we will want to take more samples than we have unknowns to estimate ( $m > n$ ). The usefulness of additional samples is limited by the increase in the complexity of the estimation procedure, of course, since the minimum estimate for this case is given by (16) where  $\underline{A}$  is an  $m \times n$  matrix rather than by the intuitive expression (17) with  $\underline{A}$  an  $n \times n$  matrix.

## VII. Example

We now consider a simple example to illustrate several of the above ideas. The configuration for this example is shown in Figure 2. The object is a single line source at the origin in the object plane, and it is desired to estimate the intensity of this source. We assume in all cases that the a priori uncertainty is very large. The aperture is a rectangular slit with point spread function

$$\begin{aligned} a(\xi) &= a \operatorname{sinc}^2 \xi \\ &= a \frac{\sin^2 \pi \xi}{(\pi \xi)^2} \end{aligned} \quad (22)$$

The noisy image is then given by

$$y(\xi) = x a \operatorname{sinc}^2 \xi + n(\xi) \quad (23)$$

To begin with, we consider the case where a single sample is taken at  $\xi = 0$ . We then have

$$z = ax + n \quad (24)$$

The matrix  $\underline{A}$  in this case reduces to the scalar  $a$ , and the optimum estimate is, from (17)

$$\hat{x} = z/a \quad (25)$$

The mean square error associated with this estimate is, from (21),

$$e = \frac{\sigma_n^2}{a} \quad (26)$$

where  $\sigma_n^2$  is the variance of the noise sample at  $\xi = 0$ .

Now suppose that in addition to the sample at  $\xi = 0$ , a second sample is taken at  $\xi = 1/2$ . Assume for the moment that  $\underline{K}_n = \sigma_n^2 \underline{I}$ ; i. e., the noise samples are uncorrelated and have the same variance.

The system matrix  $\underline{A}$  in this case becomes

$$\underline{A} = \begin{pmatrix} a \\ 4a/\pi^2 \end{pmatrix} = \begin{pmatrix} a \\ 0.404 a \end{pmatrix}$$

Since  $\underline{A}$  is no longer square, (16) rather than (17) must be used to estimate  $x$ . The optimum estimate for this case is

$$\hat{x} = 0.859 z_1/a + 0.347 z_2/a \quad (27)$$

where  $z_1$  is the observed sample at the origin and  $z_2$  that at  $\xi = 1/2$ .

The mean square error associated with this estimate is seen from (21) to be

$$e = 0.859 \sigma_n^2 / a^2, \quad (28)$$

a moderate reduction over that associated with the single-sample procedure.

To illustrate the effects of correlation between noise samples in a particular case, we consider the same two sampling points as above, but now assume

$$K_n = \sigma_n^2 \begin{pmatrix} 1 & 0.5 \\ 0.5 & 1 \end{pmatrix}$$

The optimum estimate is seen from (16) to be

$$\hat{x} = 1.052 z_1 / a - 0.127 z_2 / a \quad (29)$$

with an associated mean square error

$$e = 0.989 \sigma_n^2 / a^2 \quad (30)$$

The effects of correlation between noise samples in this example may be assessed by comparing (29) and (30) with (27) and (28).

### VIII. Multiple Observations

In many situations, we make not one but several observations of the object to be estimated. For example, we may have several different photographs of the object. If the noise samples associated with different observations are independent, we can make use of this fact to improve our estimate.

Suppose that  $q$  observations  $\underline{z}^1 \dots \underline{z}^q$  are made, where

$$\underline{z}^i = \underline{A} \underline{x} + \underline{n}^i$$

The  $\underline{n}^i$  are assumed to be independent noise vectors, each having zero mean and covariance matrix  $\underline{K}_n$ . The optimum estimate based on the observations  $\underline{z}^1 \dots \underline{z}^q$  can be shown by a method similar to that used for a single observation to be

$$\begin{aligned} \underline{x}_q &= (q \underline{A}' \underline{K}_n^{-1} \underline{A} + \underline{K}_x^{-1})^{-1} q \underline{A}' \underline{K}_n^{-1} \underline{\bar{z}} \\ &+ (q \underline{A}' \underline{K}_n^{-1} \underline{A} + \underline{K}_x^{-1})^{-1} \underline{K}_x^{-1} \underline{\mu} \end{aligned} \quad (31)$$

where

$$\underline{\bar{z}} = \frac{1}{q} \sum_{i=1}^q \underline{z}^i \quad (32)$$



is the sample mean of the observed vectors. This estimate is identical in form to that given by (14) for a single observation, and it reduces to (14) for  $q = 1$  as it should.

If the matrix  $\underline{A}' \underline{K}_{-n}^{-1} \underline{A}$  is non-singular, as it should be for good restoration, we can consider the limiting value of the estimate  $\hat{\underline{x}}_{-q}$  as the number of observations becomes arbitrarily large. We have

$$\lim_{q \rightarrow \infty} \hat{\underline{x}}_{-q} = (\underline{A}' \underline{K}_{-n}^{-1} \underline{A})^{-1} \underline{A}' \underline{K}_{-n}^{-1} \underline{\bar{z}} \quad (33)$$

But by the law of large numbers [ 7], we further have

$$\lim_{q \rightarrow \infty} \underline{\bar{z}} = \underline{A} \underline{x}_0 \quad (34)$$

with probability one, where  $\underline{x}_0$  is the true value of the object, assumed to be constant throughout the experiment. The optimum estimate thus reduces in the limit to

$$\lim_{q \rightarrow \infty} \hat{\underline{x}}_{-q} = (\underline{A}' \underline{K}_{-n}^{-1} \underline{A})^{-1} \underline{A}' \underline{K}_{-n}^{-1} \underline{A} \underline{x}_0 = \underline{x}_0 \quad (35)$$

and we see that the object is reproduced exactly despite the presence of noise.

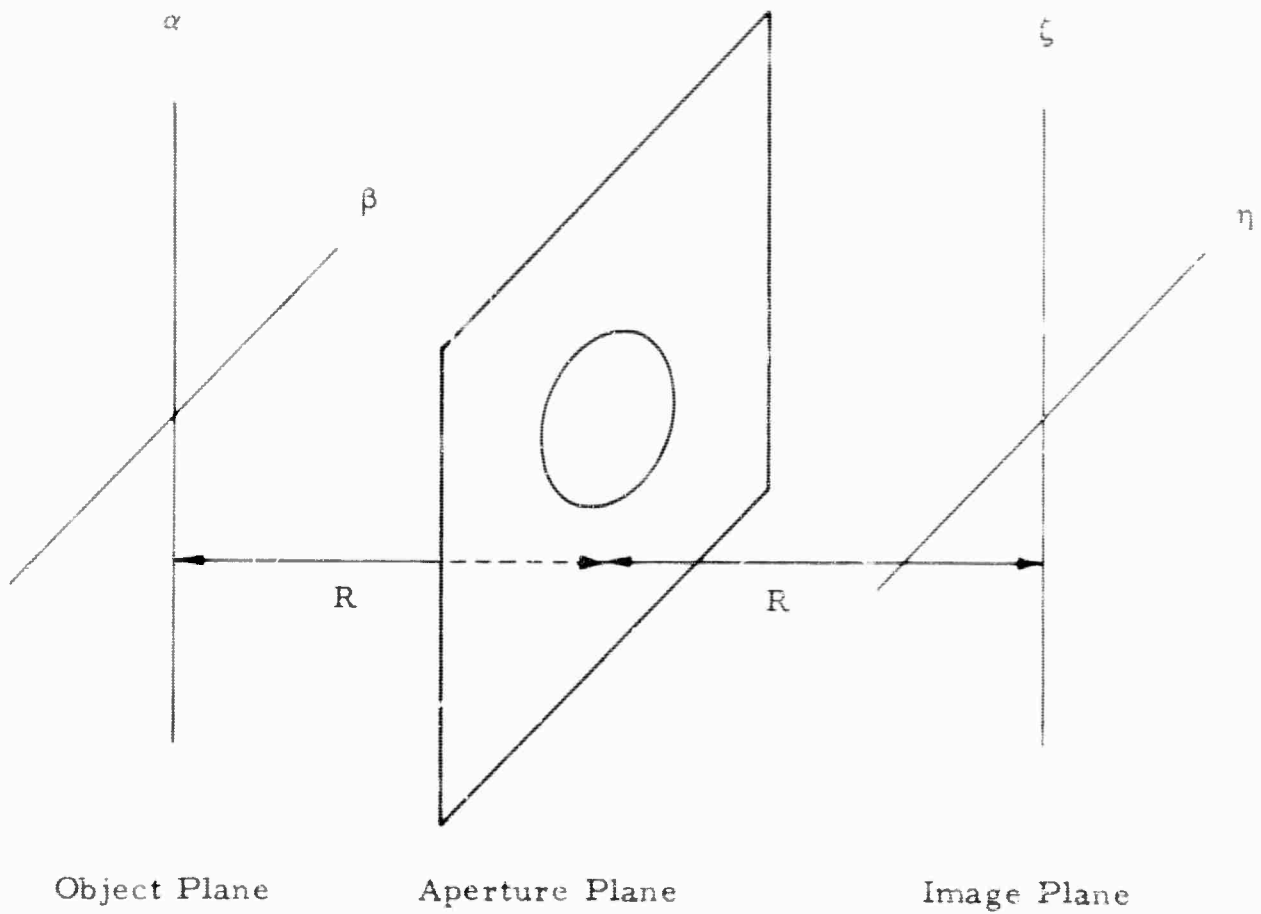


Figure 1. Optical imaging configuration.

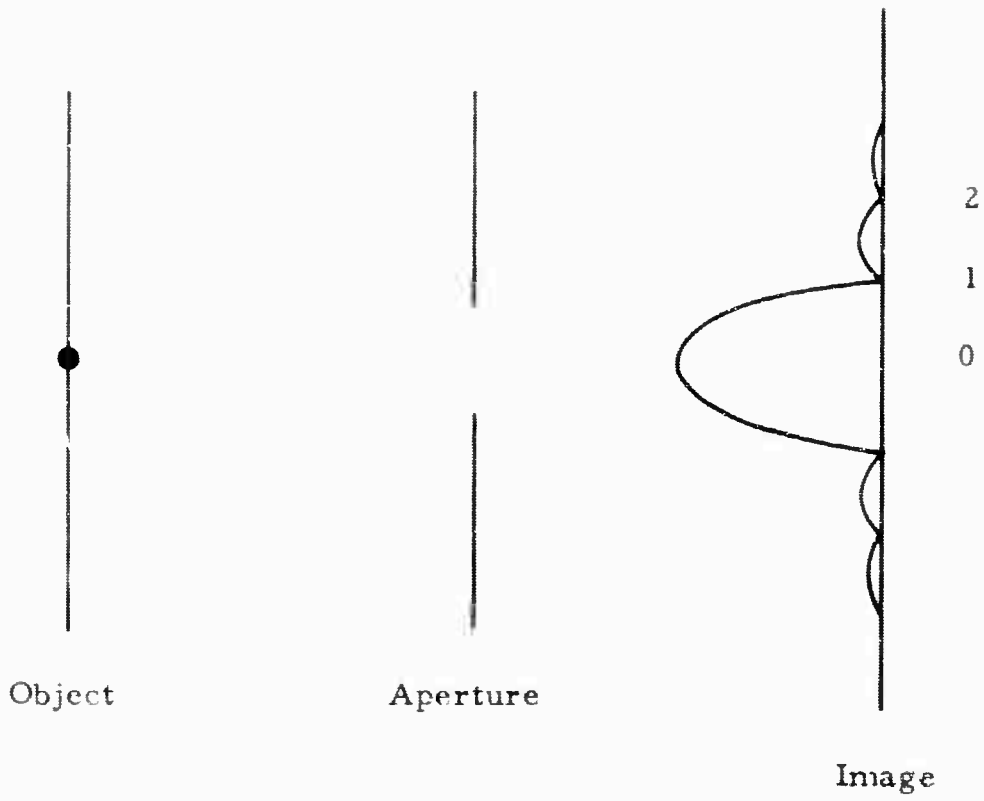


Figure 2. Image of a line source through a rectangular aperture.

References

1. J.L. Harris, "Diffraction and Resolving Power," Journal of the Optical Society of America, 54, 931-936 (1964).
2. M.J. Beran and G.B. Parrent, Jr., Theory of Partial Coherence, Prentice-Hall, Englewood Cliffs, N.J., 1964, Chapter 7.
3. E.L. O'Neill, Introduction to Statistical Optics, Addison-Wesley, Reading, Massachusetts, 1963, pp. 21-22.
4. R. Bellman, Introduction to Matrix Analysis, McGraw-Hill, N.Y., 1960, p. 95.
5. Ibid, p. 92.
6. R. Courant and D. Hilbert, Methods of Mathematical Physics, Interscience Publishers, New York, 1953, pp. 18-19.
7. M. Loeve, Probability Theory, Second Edition, Van Nostrand, Princeton, N.J., 1960, p. 239.

### Acknowledgements

This report was generated under Air Force Cambridge Research Laboratories Contract No. AF19(628)-3825. The contributions of George A. Vanasse, Contract Monitor, and Doran J. Baker, Joint Project Director, are acknowledged.

## DOCUMENT CONTROL DATA - R&amp;D

*(Security classification of title, body of abstract and indexing annotation must be entered when the overall report is classified)*

1. ORIGINATING ACTIVITY (Corporate author) Electro-Dynamics Laboratories Utah State University, Logan, Utah 84321		2a. REPORT SECURITY CLASSIFICATION Unclassified	2b. GROUP
3. REPORT TITLE  Restoration of Optical Patterns			
4. DESCRIPTIVE NOTES (Type of report and inclusive dates) Scientific Report No. 3			
5. AUTHOR(S) (Last name, first name, initial) Rushforth, Craig K.			
6. REPORT DATE 1 March 1965		7a. TOTAL NO. OF PAGES 26	7b. NO. OF REFS 7
8a. CONTRACT OR GRANT NO. AF19(628)-3825		9a. ORIGINATOR'S REPORT NUMBER(S) AFCRL-65-181	
b. PROJECT NO. 8663		9b. OTHER REPORT NUMBER(S) (Any other numbers that may be assigned this report) AFCRL-65-181	
c. TASK ARPA Order No. 450			
d.			
10. AVAILABILITY LIMITATION NOTICES Defense Documentation Center (DDC) Cameron Station Alexandria, Virginia 22314			
11. SUPPLEMENTARY NOTES		12. SPONSORING MILITARY ACTIVITY Air Force Cambridge Research Laboratories, CROI	
13. ABSTRACT This paper treats the problem of estimating the intensity distribution of an optical pattern which has been distorted by diffraction and noise. Under the assumption that the signal and noise are additive and that they have prescribed means and covariance matrices, the optimum linear estimate of the object distribution is obtained. This estimate is shown to be a linearly-filtered combination of the <u>a priori</u> mean and the observed image distribution, with the details of the filtering depending on the prior information, the noise statistics, and the optical imaging system. The performance of the optimum estimation procedure is evaluated for the important special case of large <u>a priori</u> uncertainty. Finally, the optimum procedure for processing multiple observations is discussed. It is shown that as the number of observations becomes large, the estimate approaches the true object.			

KEY WORDS

Image Restoration  
 Optical Imaging  
 Optics  
 Pattern Recognition

LINK A		LINK B		LINK C	
ROLE	WT	ROLE	WT	ROLE	WT

INSTRUCTIONS

1. **ORIGINATING ACTIVITY:** Enter the name and address of the contractor, subcontractor, grantee, Department of Defense activity or other organization (corporate author) issuing the report.
- 2a. **REPORT SECURITY CLASSIFICATION:** Enter the overall security classification of the report. Indicate whether "Restricted Data" is included. Marking is to be in accordance with appropriate security regulations.
- 2b. **GROUP:** Automatic downgrading is specified in DoD Directive 5200.10 and Armed Forces Industrial Manual. Enter the group number. Also, when applicable, show that optional markings have been used for Group 3 and Group 4 as authorized.
3. **REPORT TITLE:** Enter the complete report title in all capital letters. Titles in all cases should be unclassified. If a meaningful title cannot be selected without classification, show title classification in all capitals in parenthesis immediately following the title.
4. **DESCRIPTIVE NOTES:** If appropriate, enter the type of report, e.g., interim, progress, summary, annual, or final. Give the inclusive dates when a specific reporting period is covered.
5. **AUTHOR(S):** Enter the name(s) of author(s) as shown on or in the report. Enter last name, first name, middle initial. If military, show rank and branch of service. The name of the principal author is an absolute minimum requirement.
6. **REPORT DATE:** Enter the date of the report as day, month, year, or month, year. If more than one date appears on the report, use date of publication.
- 7a. **TOTAL NUMBER OF PAGES:** The total page count should follow normal pagination procedures, i.e., enter the number of pages containing information.
- 7b. **NUMBER OF REFERENCES:** Enter the total number of references cited in the report.
- 8a. **CONTRACT OR GRANT NUMBER:** If appropriate, enter the applicable number of the contract or grant under which the report was written.
- 8b, 8c, & 8d. **PROJECT NUMBER:** Enter the appropriate military department identification, such as project number, subproject number, system numbers, task number, etc.
- 9a. **ORIGINATOR'S REPORT NUMBER(S):** Enter the official report number by which the document will be identified and controlled by the originating activity. This number must be unique to this report.
- 9b. **OTHER REPORT NUMBER(S):** If the report has been assigned any other report numbers (either by the originator or by the sponsor), also enter this number(s).

10. **AVAILABILITY LIMITATION NOTICES:** Enter any limitations on further dissemination of the report, other than those imposed by security classification, using standard statements such as:
  - (1) "Qualified requesters may obtain copies of this report from DDC."
  - (2) "Foreign announcement and dissemination of this report by DDC is not authorized."
  - (3) "U. S. Government agencies may obtain copies of this report directly from DDC. Other qualified DDC users shall request through \_\_\_\_\_."
  - (4) "U. S. military agencies may obtain copies of this report directly from DDC. Other qualified users shall request through \_\_\_\_\_."
  - (5) "All distribution of this report is controlled. Qualified DDC users shall request through \_\_\_\_\_."

If the report has been furnished to the Office of Technical Services, Department of Commerce, for sale to the public, indicate this fact and enter the price, if known.

11. **SUPPLEMENTARY NOTES:** Use for additional explanatory notes.
12. **SPONSORING MILITARY ACTIVITY:** Enter the name of the departmental project office or laboratory sponsoring (paying for) the research and development. Include address.
13. **ABSTRACT:** Enter an abstract giving a brief and factual summary of the document indicative of the report, even though it may also appear elsewhere in the body of the technical report. If additional space is required, a continuation sheet shall be attached.

It is highly desirable that the abstract of classified reports be unclassified. Each paragraph of the abstract shall end with an indication of the military security classification of the information in the paragraph, represented as (TS), (SI), (CI), or (U).

There is no limitation on the length of the abstract. However, the suggested length is from 150 to 225 words.

14. **KEY WORDS:** Key words are technically meaningful terms or short phrases that characterize a report and may be used as index entries for cataloging the report. Key words must be selected so that no security classification is required. Identifiers, such as equipment model designation, trade name, military project code name, geographic location, may be used as key words but will be followed by an indication of technical context. The assignment of links, rules, and weights is optional.