

UNCLASSIFIED

AD NUMBER
AD509150
NEW LIMITATION CHANGE
TO Approved for public release, distribution unlimited
FROM Distribution authorized to U.S. Gov't. agencies and their contractors; Administrative/Operational Use; 5 Feb 1970. Other requests shall be referred to Department of the Army, Office of the Adjutant General, Washington, DC 20310.
AUTHORITY
OAG D/A ltr, 29 Apr 1980

THIS PAGE IS UNCLASSIFIED

UNCLASSIFIED

AD NUMBER
AD509150
CLASSIFICATION CHANGES
TO
unclassified
FROM
confidential
AUTHORITY
28 Feb 1982, DoDD 5200.10

THIS PAGE IS UNCLASSIFIED

SECURITY

MARKING

The classified or limited status of this report applies to each page, unless otherwise marked.

Separate page printouts MUST be marked accordingly.

THIS DOCUMENT CONTAINS INFORMATION AFFECTING THE NATIONAL DEFENSE OF THE UNITED STATES WITHIN THE MEANING OF THE ESPIONAGE LAWS, TITLE 18, U.S.C., SECTIONS 793 AND 794. THE TRANSMISSION OR THE REVELATION OF ITS CONTENTS IN ANY MANNER TO AN UNAUTHORIZED PERSON IS PROHIBITED BY LAW.

NOTICE: When government or other drawings, specifications or other data are used for any purpose other than in connection with a definitely related government procurement operation, the U.S. Government thereby incurs no responsibility, nor any obligation whatsoever; and the fact that the Government may have formulated, furnished, or in any way supplied the said drawings, specifications, or other data is not to be regarded by implication or otherwise as in any manner licensing the holder or any other person or corporation, or conveying any rights or permission to manufacture, use or sell any patented invention that may in any way be related thereto.



CONFIDENTIAL

**DEPARTMENT OF THE ARMY
OFFICE OF THE ADJUTANT GENERAL
WASHINGTON, D.C. 20310**

IN REPLY REFER TO

AGDA (M) (14 May 70)

FOR OT UT 701294

22 May 1970

SUBJECT: Operational Report - Lessons Learned, Headquarters, 1st Infantry Division Artillery, Period Ending 31 January 1970 (U)

SEE DISTRIBUTION

"This report contains information of the National Defense, the release of the contents of which is prohibited by law."

1. Subject report is forwarded for review and evaluation in accordance with paragraph 4b, AR 525-15. Evaluations and corrective actions should be reported to ACSFOR OT UT, Operational Reports Branch, within 90 days of receipt of covering letter.
2. Information contained in this report is provided to insure appropriate benefits in the future from lessons learned during current operations and may be adapted for use in developing training material.

BY ORDER OF THE SECRETARY OF THE ARMY:

Kenneth G. Wickham

**KENNETH G. WICKHAM
Major General, USA
The Adjutant General**

1 Incl
as

DISTRIBUTION:

Commanding Generals

- US Continental Army Command
- US Army Combat Developments Command
- US Army Materiel Command

Commandants

- US Army War College
- US Army Command and General Staff College
- US Army Armor School
- US Army Aviation School
- US Army Combat Surveillance School
- US Army Engineer School
- US Army Field Artillery School
- US Army Infantry School
- US Army Missile and Munitions School
- US Army Ordnance School
- US Army Transportation School

**Regraded unclassified when separated
from classified inclosure.**

CONFIDENTIAL

AD509150

PAGE 2
DISTRIBUTION

CONFIDENTIAL

DEPARTMENT OF THE ARMY
Headquarters, 1st Infantry Division Artillery
APO US Forces 96345

AVDB-RAT

5 February 1970

SUBJECT: Operational Report - Lessons Learned 1st Infantry Division
Artillery for Period Ending 31 January 1970, RCS CSFOR-65 (R2) (U)

Commanding General
Headquarters, 1st Infantry Division
ATTN AVDB-T-MHD
APO 96345

1. (C) Operations; Significant Activities

a. The 1st Infantry Division Artillery continued to support operations TOAN THANH (Phase IV), DANGER FORWARD (Phase I & II) and CHAMELEON. Artillery support for these operations was characterized by frequent changes in the artillery organization for combat (Incl 1) and frequent tactical moves. Direct support (DS) batteries (105mm) were positioned as required to support the maneuver elements. General support (GS) batteries (155/8") were positioned to reinforce all DS battery fires, when possible, and provide counter mortar/rocket fires in defense of Lai Khe (XT7738) and Dau Tieng (XT4947). The roving gun concept was frequently used to provide heavy artillery support against enemy base camps and similar targets. Enemy activity remained light throughout the reporting period with enemy initiated actions being: stand-off attacks with rockets, mortars, recoilless rifles and RPG's; defensive fires when surprised in base camps and during movement; mining and boobytrap incidents.

b. 1st Infantry Division Artillery was engaged in tactical operations and training every day of the reporting period.

c. Fifty-nine firing battery moves (46 overland and 13 rotary wing) were conducted during the reporting period.

d. The 1st Infantry Division Artillery has participated in the artillery DONG TIEN (Forward Together) training of the 51st ARVN Artillery Battalion. The program was designed to improve ARVN artillery fire support by standardization and training in fire direction and firing battery procedures. A Battery and B Battery, 51st ARVN Artillery Battalion have completed initial training. C Battery, 51st ARVN Artillery Battalion, and B Battery, 52nd ARVN Artillery Battalion, have begun initial training.

FOR OT UT
701294

Inclosure

CONFIDENTIAL

1
DOWNGRADED AT 3 YEAR INTERVALS;
DECLASSIFIED AFTER 12 YEARS.
DOD DIR 5200.10

CONFIDENTIAL

AVDB-RAT

5 February 1970

SUBJECT: Operational Report - Lessons Learned 1st Infantry Division
Artillery for Period Ending 31 January 1970, ROS CSFOR-65 (R2) (U)

2. (C) Lessons Learned; Commander's Observations, Evaluations and Recommendations.

- a. Personnel. None.
- b. Intelligence. None.
- c. Operations.

(1) Corrections to firing data for 6400 mil environment.

(a) Observation: FDC personnel should be fully aware of the necessity of correcting for non-standard conditions throughout the entire 6400 mil zone of fire.

(b) Evaluation: There are several ways to determine these corrections, some require long tedious computations and multiple GFT settings, while others are simplified by using FADAC. In the event FADAC is non-operational, 1st Infantry Division Artillery has developed a rapid technique utilizing wind cards which permit accurate corrections to be determined in a minimum amount of time. Total corrections are determined in the normal manner by registration. The concurrent met is then solved less the corrections for cross and range winds. The met corrections are subtracted from total corrections to determine constants which will subsequently be used. By assuming that rotation corrections are constant (valid for light artillery), wind cards are used to determine the corrections to range and deflection every 800 mils. These values are recorded on a chart for each charge. The final step is to subtract the corrections for wind (in the direction of the registration point) from the total corrections derived from the registration and construct a GFT setting on the stick using the sub-total range correction. The sub-total deflection correction is placed in the appropriate drift block. The total corrections depicted on the stick account for all non-standard conditions except wind. When a mission is to be fired, it is a simple step to add the recorded wind corrections (for the appropriate direction) to the chart data and use the GFT setting to determine firing data. When a subsequent met is solved to update the firing corrections, the same procedure of not computing wind corrections on the met data correction form is followed. The constants determined from the registration with concurrent met are added to the new met to determine a new GFT setting and deflection correction scale. Once again wind cards are used to determine the wind corrections which are recorded in chart form. The advantage to this technique is speed. The entire computational sequence will take less than 30 minutes for 5 charges once the sequence is mastered.

(c) Recommendation: That this technique receive wide dissemination to all artillery units as an accepted procedure.

(2) Survey Control by Aerial Resection.

Inclosure

2
CONFIDENTIAL

AVDB-RAT

5 February 1970

SUBJECT: Operational Report - Lessons Learned 1st Infantry Division
Artillery for Period Ending 31 January 1970, RCS CSFOR-65 (R2) (U)

(a) Observation: A four (4) battery fire support base (FSB) was carved from the jungle seven (7) kilometers from the nearest survey control point (SCP). The only access to this area was by convoy over an unsecured trail over five (5) kilometers long. Establishment of accurate survey control in this location would be an extremely difficult and time consuming task, if in fact, not an impossibility. Providing survey control within a tactically feasible time frame necessitated the use of new or rarely used survey procedures. It was decided to employ aerial resection as a means of establishing a survey control point at the FSB. This procedure is nothing more than a modification of the same survey technique used in the fall-of-shot calibration. First a hub was driven into the ground within the FSB and a known direction was established by means of astronomical observation. Employing a LOH and a surveyor to identify various known SCP's, it was possible to obtain survey control from five (5) widely separated points. Once a SCP was identified, the helicopter would hover above it at a known altitude. The survey party at the FSB would take five (5) readings from the FSB to the helicopter. Next these readings, both for direction and vertical angle, would be measured. The LOH would then fly to the next station and the procedure would be repeated. Using the mean azimuth and vertical angle from all five stations it was a relatively simple matter to compute the coordinates and altitude of the new SCP at the FSB. Once the SCP had been established, control was taken to the four firing batteries by performing a normal position area survey.

(b) Evaluation: Utilizing this method of survey, it was possible to establish control to four (4) firing elements in an inaccessible area in less than 24 hours. The only positive check available on this survey data has been determined from registrations. The small registration corrections experienced, (i.e., R1 to 16 VE's in the -5.0 m/s bracket) tend to verify the accuracy of this survey.

(c) Recommendation: That aerial resection be utilized to establish survey control at isolated fire support bases. Extensive study should be conducted by Target Acquisition Battalions to determine the accuracy of this method for establishing survey control points.

(3) Field Artillery Survey in RVN.

(a) Observations: The field artillery survey problem in RVN has been made more complex because of frequent changes in firing battery locations, employment in insecure areas, and the fact that firing units are spread out over large distances. In some cases, there is no practical way to extend survey control to firing batteries located in remote areas many kilometers from SCP's.

(b) Evaluations: When survey control is extended to remote position areas, more often than not, no accurate means of registration is available. Radars are not nearby, flash bases cannot be established without security and observed registrations are only as accurate as the maps used to identify registration points. Moreover, a high degree of firing accuracy is required to engage sensor activations and radar sightings, hence the need for accurate target area survey.

Inclosure

3
CONFIDENTIAL

CONFIDENTIAL

EVDB-RAT

5 February 1970

SUBJECT: Operational Report - Lessons Learned 1st Infantry Division
Artillery for period ending 31 January 1970, RCS CSFOR-65 (R2) (U)

(c) Recommendations: The helicopter, along with distance measuring equipment (DME) can be used effectively to obtain accurate survey data. A team of six infantry men is placed aboard a UH-1D Helicopter and inserted into an LZ where they immediately secure the objective area. After the LZ is secured, another chopper brings in a lightweight tower approximately thirty (30) feet tall with suitable outriggers to steady it. After this tower is emplaced on a flat piece of ground, one DME operator exits the helicopter onto the top of the tower and emplaces the DME. Both helicopters then return to a secure area. The DME is turned in the direction of a known point to determine the exact distance of the new point. When electronic line of site is obtained, a plumb bob is dropped to the ground and a canister is driven into the ground. When the survey is complete, the helicopters return and pick up the tower and infantry and proceed to the next location. In order to identify the canister from the air, a large area of red paint can be sprayed around it and a car body dropped on it to make a suitable registration point. By this technique, survey control may be extended over great distances and through insecure terrain.

(4) Illumination Safety Calculation.

(a) Observation: Much emphasis is placed on safety procedures for firing shell illumination. A device is needed to provide a rapid graphic illustration of the canister impact and "trash box" for illuminating rounds.

(b) Evaluation: A graphical indicator was fabricated on a scale of 1:25,000 meters (see Fig 1). The device has a center line through its entire length. On the end is an expanded rectangular box underneath which is placed a 1000 meter diameter red circle with a tab so that it can be moved back and forth within the rectangle. Superimposed within the rectangle, made of clear acetate, are fixed "trash-pattern" boxes for 105 and 155 illumination rounds. When a fire mission is received, it is passed to the fire unit. The battery determines the canister impact for the given illumination burst grid. The device is aligned so that the center line is over battery center. The "Trash box" is superimposed over the burst grid, and the center of the red circle is placed over the announced impact grid. A graphic safety box is immediately visible. When required to shift the burst grid to ensure safety, this device can be rotated about the battery center and a safe grid selected without asking for a new impact grid from the fire unit.

(c) Recommendation: That this technique receive wide dissemination to all artillery units as an accepted procedure.

CONFIDENTIAL

CONFIDENTIAL

AVDB-RAT

5 February 1970

SUBJECT: Operational Report - Lessons Learned 1st Infantry Division
Artillery for Period Ending 31 January 1970, RCS CSFOR-65 (R2) (U)

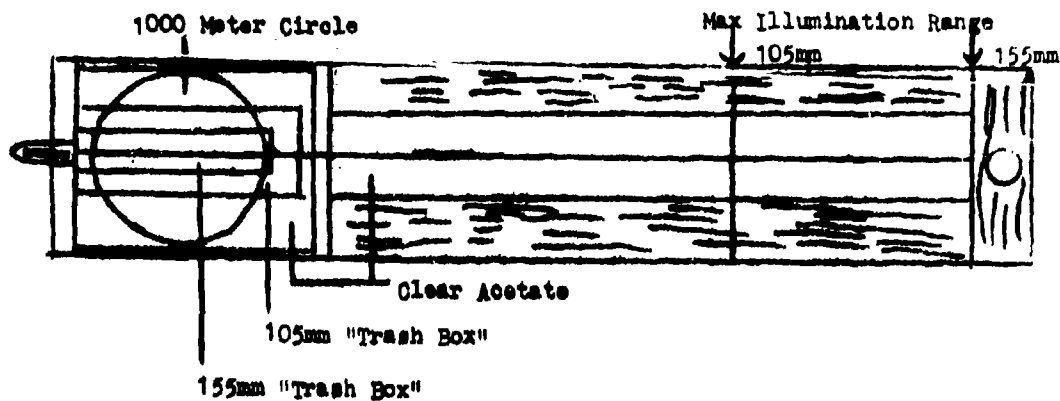


Fig. 1

d. Organization: None.

e. Training: None.

f. Logistics.

(1) Container for Ice and Frozen Rations.

(a) Observation: Recently it became necessary to transport ice and rations over long distances. When these rations arrived, they were occasionally spoiled and the ice melted.

(b) Evaluation: A thermal container was designed to reduce food spoilage and ice melting. A conex container was placed on a $1\frac{1}{2}$ ton trailer. The conex interior was lined with $\frac{3}{4}$ -inch plywood on top and $\frac{1}{2}$ -inch plywood on the sides and floor. A space was provided between the plywood and conex and filled with the styrofoam filler found in artillery fuse cans.

(c) Recommendation: This fabrication will permit transportation of large quantities of ice over great distances with little melting. Suggest this be adopted in units transporting rations over long distances.

g. Communications.

(1) Use of Radio Consoles.

(a) Observation: The time for emplacement of communications equipment has been excessive.

(b) Evaluation: An expedient was necessary to decrease the

CONFIDENTIAL

CONFIDENTIAL

AVDB-RAT

5 February 1970

SUBJECT: Operational Report - Lessons Learned 1st Infantry Division
Artillery for Period Ending 31 January 1970, RCS CSFOR-65 (R2) (U)

time necessary to set up radio equipment. Two (2) large consoles were constructed with a sloping top covered with plexiglass for making notes using grease pencils (See Fig. 2). On the front were attached four (4) radio mounts. Inside and underneath the consoles were placed four (4) 24 volt truck batteries. All electrical connections were made in advance. Upon arriving in the new area, the commo section placed the radios on the mounts and connected the DC power source. After antennas were erected, the radios were instantly operational.

(c) Recommendation: That this technique be adopted by DS battalions. It is estimated that these two (2) consoles with four (4) radios each will save ten (10) or more man-hours of work in the new area.

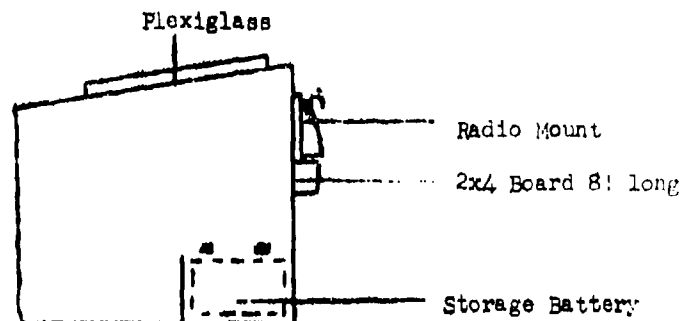


Fig. 2

h. Material.

(1) AN/PQR Radar Generator.

(a) Observation: Radar personnel experienced difficulties with the generator overheating and running erratically.

(b) Evaluation: The problems encountered were traced to improper oil changing procedures. Due to the long daily load on the generator, radar personnel began changing oil daily which eliminated the overheating and erratic functioning previously noted.

(c) Recommendation: That this procedure be disseminated to all units experiencing generator overheating problems.

(2) AN/PQR Generator.

(a) Observation: Impurities in the gasoline resulted in the fouling of spark plugs, necessitating frequent changes.

CONFIDENTIAL

AVDB-RAT

5 February 1970

SUBJECT: Operational Report - Lessons Learned 1st Infantry Division
Artillery for Period Ending 31 January 1970, MCS CSFOR-65 (R2) (U)

(b) Evaluation: The installation of two filters in conjunction with the 24 volt electrical pump from a PU 107 generator has resulted in the removing of all impurities from the gasoline. Spark plugs are now changed every 90 days instead of a former 14 day period.

(c) Recommendation: That generators operating in areas where fuel contamination may exist be modified as stated above.

1. Other.


(1) Field Sanitation.

(a) Observation: There must be continuous emphasis on field sanitation in base camps and fire support bases. Mess halls must be subjected to frequent and careful scrutiny. A fool-proof system must be devised to prevent consumption of non-potable water.

(b) Evaluation: The only way to insure that required field sanitation procedures will be carried out is by command emphasis at all levels. Frequent inspections by the battalion surgeon and daily inspection by the battery officers will eliminate most problems in this area. Water must be checked for adequate chlorine residual before it is placed into containers for consumption. This can easily be done by assigning one individual the responsibility for testing all water brought into the unit.

(c) Recommendation: Sanitation should be inspected as often as necessary to preclude neglect of required procedures. That one individual per unit be provided with a water testing kit (FSN 6850-979-9489) and assigned the responsibility to examine all water brought into the unit for consumption. A complete record should be kept reflecting the results of his inspections.

FOR THE COMMANDER:



STEPHEN G. JOHNSON
MAJ, FA
Adjutant

2 Incl

1. Artillery Organization
for Combat

~~2. Artillery Firing Unit~~

~~Displacements~~

Incl 2 wd HQ, DA

CONFIDENTIAL

AVDB-T-MHD (24 Feb 70) 1st Ind
SUBJECT: Operational Report - Lessons Learned for the Period 1 November
1969 - 31 January 1970, 1st Infantry Division Artillery (KCS
CSFOR-65) (R2) (U)

DA, HQ, 1st Infantry Division, APO 96345 1 MAR 1970

TO: Commanding General, II Field Force Vietnam, ATTN: 7th MHD, APO 96266

1. (U) The 1st Infantry Division Artillery Operational Report - Lessons Learned has been reviewed and approved by this headquarters.

2. (U) This report is forwarded in compliance with USARV Sup 1 to AR 525-15.

FOR THE COMMANDER:

J.F. Cali
J.F. CALI
CPT. AGC
Asst AG

AVFBC-RE-H (5 Feb 70) 2nd Ind
SUBJECT: Operational Report - Lessons Learned 1st Infantry Division Artillery
for Period Ending 31 January 1970, RCS CSFOR - 65 (IC) (U)

DA, HQ II FFORCEV, APO San Francisco 96266

THRU: Commanding General, US Army Vietnam, ATTN: AVHGC(DST), APO 96375
Commander-In-Chief, US Army Pacific, ATTN: GPOP-IT, APO 96558

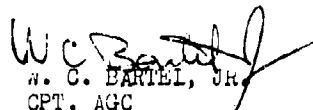
TO: Assistant Chief of Staff for Force Development, Department of the
Army, Washington, D.C. 20310

This headquarters has reviewed and concurs with the Operational Report -
Lessons Learned of the 1st Infantry Division Artillery for the period ending
31 January 1970, with the following comments:

a. Reference paragraph 2c(1)(b), lines 7,8,9 should read: The concurrent
met is then solved and the met corrections are subtracted from total corrections
to determine constants which will subsequently be used. By assuming...

b. Reference paragraph 2c(1)(b), lines 20-24 should read: When a sub-
sequent met is solved, the corrections for cross and range wind are not
computed. The constants determined from the concurrent met are added to the
new met less wind corrections to determine a new GFT setting and deflection
correction scales. Once again...

FOR THE COMMANDER:


W. C. BARTEL, JR.
CPT, AGC
Asst AG

Copy furnished:
1st Inf Div Arty
II FFV Arty

AVHGC-DST (5 Feb 70) 3d Ind

SUBJECT: Operational Report - Lessons Learned 1st Infantry Division
Artillery for Period Ending 31 January 1970, RCE GPOPR-70 (101) (1)

Headquarters, United States Army, Vietnam, APO San Francisco 96321 2

TO: Commander in Chief, United States Army, Pacific, ATTN: GPOP-DT,
APO 96558

1. This headquarters has reviewed the Operational Report-Lessons Learned for the quarterly period ending 31 January 1970 from Headquarters, 1st Infantry Division Artillery and concurs with the comments of indorsing headquarters.

2. Comments follow:

a. Reference item concerning "Illumination Safety Calculations", page 4, paragraph c(4): concur. However, these procedures should not be accepted as standard. Recommend this item be forwarded to the US Army Field Artillery School, Fort Sill Oklahoma for concurrence/comment regarding procedural changes.

b. Reference item concerning "Use of Radio Consoles", page 5, paragraph 2g(1): concur. The console concept for communications and test equipment where the application can be used has numerous advantages. Some of the advantages are:

- (1) Usually conserves space.
- (2) Decreases the normal wear and tear on cable connectors and connectors on the equipment.
- (3) Decreases the possibility of damage to mounts and cable while transporting.
- (4) Decreases the possibility of damage to cable by routing the cable within the console.

This item has been extracted for possible inclusion in the next issue of Tips for Commanders.

c. Reference item concerning "AN/PQR Generator", page 6, paragraph h(1) and (2):

(1) Concur with page 6, paragraph h(1). The recommendation of changing oil more frequently in generators when they are operated in adverse conditions is sound. It is within the latitude of each unit commander to change lubricants more frequently than the LO calls when in his judgement conditions warrant such action. No further action is required by this or higher headquarters.

AVHGC-DST (5 Feb 70) 3d Ind

SUBJECT: Operational Report - Lessons Learned 1st Infantry Division
Artillery for Period Ending 31 January 1970, RCS CSFOR-65 (LP) (U)

(2) Nonconcur with page 6, paragraph h(2). Modification of equipment in this manner is not authorized. The unit should take more precaution in handling fuel to insure that impurities are kept to a minimum. Periodic cleaning and flushing of the fuel tank and lines will also help eliminate the problem. No further action is required by this or higher headquarters.

FOR THE COMMANDER:

L. D. Murray
L. D. MURRAY

CPT.

Assistant Adjutant General

Cy furn:

HQ, II FFORCEV

HQ, 1st Inf Div Arty

GPOP-DT (5 Feb 70) 4th Ind (U)

SUBJECT: Operational Report of HQ, 1st Infantry Division Artillery
for Period Ending 31 January 1970, RCS CSPOR-65 (R2) (U)

HQ, US Army, Pacific, APO San Francisco 96558 10 APR 1970

TO: Assistant Chief of Staff for Force Development, Department of the
Army, Washington, D. C. 20310

This headquarters concurs in subject report as indorsed.

FOR THE COMMANDER IN CHIEF:



L.M. OZAKI
CPT, AGC
Asst AG

CONFIDENTIAL

ARTILLERY ORGANIZATION FOR COMBAT (U)

DATE	MISSION
1 Nov	1/5 Arty (-) DS 1st Bde (105mm Howitzer, Divisional) B/1/5 Arty reinforcing 2/33 Arty positioned by Div Arty 1/7 Arty (-) DS 2d Bde (105mm Howitzer, Divisional) F/1/7 Arty reinforcing 2/33 Arty, positioned by Div Arty 2/33 Arty DS 3d Bde (105mm Howitzer, Divisional) 8/6 Arty GS 1st Inf Div Arty (155mm/8" Howitzer, Divisional) A/8/6 Arty (3T) GSR 2/33 Arty, fires planned by 2/33 Arty A/8/6 Arty (3T) reinforcing 1/5 Arty, positioned by Div Arty B/8/6 Arty (3T) GSR 2/33 Arty, fires planned by 2/33 Arty C/8/6 Arty GSR 1/7 Arty, fires planned by 1/7 Arty D/8/6 Arty GS E/8/6 Arty reinforcing 1st Cav Div Arty, positioned by 1st Inf Div Arty F/8/6 Arty reinforcing 1/7 Arty, positioned by Div Arty
5 Nov	C/1/7 Arty reinforcing 2/33 Arty, positioned by Div Arty B/1/5 Arty released from reinforcing 2/33 Arty to PUC 1/5 Arty F/1/7 Arty released from reinforcing 2/33 Arty to PUC 1/7 Arty
1 Dec	1/5 Arty DS 1st Bde (105mm Howitzer, Divisional) 1/7 Arty (-) DS 2d Bde (105mm Howitzer, Divisional) C/1/7 Arty, reinforcing 2/33 Arty, positioned by Div Arty 2/33 Arty, DS 3d Bde (105mm Howitzer, Divisional) 8/6 Arty, GS 1st Inf Div Arty (155mm/8" Howitzer, Divisional) A/8/6 Arty (3T) reinforcing 1/5 Arty, positioned by Div Arty A/8/6 Arty (3T) GSR, 2/33 Arty, fires planned by 2/33 Arty B/8/6 Arty GSR, 2/33 Arty, fires planned by 2/33 Arty C/8/6 Arty GSR, 1/7 Arty, fires planned by 1/7 Arty D/8/6 Arty (2T) GSR, 2/33 Arty, fires planned by 2/33 Arty D/8/6 Arty (2T) GS, fires planned by 8/6 Arty. E/8/6 Arty reinforcing 1st Cav Div Arty, positioned by 1st Inf Div Arty F/8/6 Arty reinforcing 1/7 Arty, positioned by Div Arty
12 Dec	B/1/7 Arty reinforcing 2/33 Arty, positioned by Div Arty

Inclosure 1

CONFIDENTIAL DOWNGRADED AT 3 YEAR INTERVALS;
DECLASSIFIED AFTER 12 YEARS.
DOD DIR 5200.10

CONFIDENTIAL

<u>DATE</u>	<u>MISSION</u>
13 Dec	C/8/6 Arty (3T) released from GSR 1/7 Arty to reinforcing 1/5 Arty, positioned by Div Arty. A/8/6 Arty (3T) released from reinforcing 1/5 Arty to GSR 2/33 Arty
14 Dec	- F/1/7 Arty reinforcing 2/33 Arty, positioned by Div Arty
15 Dec	A/8/6 Arty released from GSR 2/33 Arty to GSR 1/7 Arty, fires planned by 8/6 Arty, quick fire channel to 2/33 Arty E/1/7 Arty reinforcing 2/33 Arty, positioned by Div Arty
24 Dec	E/8/6 Arty released from reinforcing by 1st Cav Div Arty to reinforcing 2/33 Arty, positioned by Div Arty
30 Dec	B/8/6 Arty (3T) released from GSR 2/33 Arty to reinforcing 1/5 Arty, positioned by Div Arty
31 Dec	C/8/6 Arty released from reinforcing 1/5 Arty to attached 1/7 Arty
1 Jan	1/5 Arty DS 1st Bde (105mm Howitzer, Divisional) 1/7 Arty (-) DS 2d Bde (105mm Howitzer, Divisional) B/1/7 Arty reinforcing 2/33 Arty, positioned by Div Arty E/1/7 Arty reinforcing 2/33 Arty, positioned by Div Arty F/1/7 Arty reinforcing 2/33 Arty, positioned by Div Arty 2/33 Arty DS 3d Bde (105mm Howitzer, Divisional) 8/6 Arty GS 1st Inf Div Arty (155mm/8" Howitzer, Divisional) A/8/6 Arty GSR 1/7 Arty. B/8/6 Arty reinforcing 1/5 Arty, positioned by 2/33 Arty C/8/6 Arty attached 1/7 Arty D/8/6 Arty (2T) GS E/8/6 Arty attached to 1/7 Arty F/8/6 Arty reinforcing 1/7 Arty
4 Jan	C/8/6 Arty released from attached 1/7 Arty to reinforcing 1/7 Arty, positioned by Div Arty E/8/6 Arty released from attached 1/7 Arty to reinforcing 1/7 Arty, positioned by Div Arty
5 Jan	B/2/33 Arty reinforcing 1/5 Arty, positioned by Div Arty A/8/6 Arty released from GSR 1/7 Arty, to GSR 2/33 Arty, fires planned by 2/33 Arty B/8/6 Arty released from reinforcing 1/5 Arty to GSR 1/5 Arty, fires planned by 1/5 Arty. F/8/6 Arty released from reinforcing 1/7 Arty to reinforcing 2/33 Arty, positioned by Div Arty

CONFIDENTIAL

UNCLASSIFIED

Security Classification

DOCUMENT CONTROL DATA - R & D		
(Security classification of title, body of abstract and indexing annotation must be entered when the overall report is classified.)		
1. ORIGINATING ACTIVITY (Corporate author):		20. REPORT SECURITY CLASSIFICATION
HQ, OACSFOR, DA, Washington, D.C. 20310		CONFIDENTIAL
		21. GROUP
		4
2. REPORT TITLE		
Operational Report - Lessons Learned, HQ, 1st Infantry Division Artillery		
3. DESCRIPTIVE NOTES (Type of report and inclusive dates)		
Experiences of unit engaged in counterinsurgency operations, 1 Nov 69 to 31 Jan 70.		
4. AUTHOR(S) (First name, middle initial, last name)		
CO, 1st Infantry Division Artillery		
5. REPORT DATE	7A. TOTAL NO OF PAGES	7B. NO OF REFS
5 February 1970	17	
6A. CONTRACT OR GRANT NO.	6B. ORIGINATOR'S REPORT NUMBER(S)	
6. PROJECT NO. N/A	701294	
6C.	6D. OTHER REPORT NO(S) (Any other numbers that may be assigned this report)	
6D.		
10. DISTRIBUTION STATEMENT		
11. SUPPLEMENTARY NOTES	12. SPONSORING MILITARY ACTIVITY	
N/A	OACSFOR, DA, Washington, D.C. 20310	
13. ABSTRACT		
15		

DD FORM 1473

1 NOV 68

UNCLASSIFIED

Security Classification

THIS REPORT HAS BEEN DELIMITED
AND CLEARED FOR PUBLIC RELEASE
UNDER DOD DIRECTIVE 5200,20 AND
NO RESTRICTIONS ARE IMPOSED UPON
ITS USE AND DISCLOSURE.

DISTRIBUTION STATEMENT A

APPROVED FOR PUBLIC RELEASE;
DISTRIBUTION UNLIMITED.