

UNCLASSIFIED

AD NUMBER
AD488206
NEW LIMITATION CHANGE
TO Approved for public release, distribution unlimited
FROM Distribution authorized to U.S. Gov't. agencies and their contractors; Administrative/Operational Use; JUL 1966. Other requests shall be referred to US Air Force Systems Command, Attn: Materials Laboratory, Wright-Patterson AFB, OH 45433. Export Control.
AUTHORITY
AFML, 31 Jul 1978

THIS PAGE IS UNCLASSIFIED

902887
488206

MECHANICAL-PROPERTY DATA

TD NICKEL

Stress-Relieved Sheet

Issued by

Air Force Materials Laboratory
Research and Technology Division
Air Force Systems Command
Wright-Patterson Air Force Base, Ohio

July, 1956

Prepared by

Battelle Memorial Institute
Columbus Laboratories
Columbus, Ohio 43201

AF 33(615)-2494

This data sheet was prepared by Battelle Memorial Institute under Contract AF 33 (615)-2494. The contract was initiated under Project No. 7381, "Materials Application", Task No. 738106, "Design Information Development". The major objectives of this program are to evaluate newly developed structural materials of potential Air Force weapons-system interest and then to provide data-sheet-type presentations of mechanical data. The program was assigned to the Structural Materials Engineering Division at Battelle under the supervision of Mr. Walter S. Hyler. Project engineer was Mr. Leman Beall, Jr.. The program was administered under the direction of the Air Force Materials Laboratory, Air Force Systems Command, Wright-Patterson Air Force Base, Ohio, by Mr. Marvin Knight, project engineer.

Notices

When Government drawings, specifications, or other data are used for any purpose other than in connection with a definitely related Government procurement operation, the United States Government thereby incurs no responsibility nor any obligation whatsoever; and the fact that the government may have formulated, furnished, or in any way supplied the said drawings, specifications, or other data, is not to be regarded by implication or otherwise as in any manner licensing the holder or any other person or corporation, or conveying any rights or permission to manufacture, use, or sell any patented invention that may be in any way related thereto.

Qualified requesters may obtain copies of this data sheet from the Materials Application Division (MAAM), Air Force Materials Laboratory, Wright-Patterson Air Force Base, Ohio 45433.

This document is subject to special export controls and each transmittal to foreign governments or foreign nationals may be made only with the prior approval of the Materials Application Division (MAAM), AFML, Wright-Patterson Air Force Base, Ohio.

TD NICKEL

TD Nickel is a recently developed alloy containing 2 volume percent thoria and the balance nickel (Ni - 2ThO₂). This alloy shows promise as a structural material for use in the temperature range from 1800 to 2400 F. It has excellent thermal stability, high thermal conductivity, and a high melting point.

The material has sufficient ductility for simple cold-forming operations and can be machined in the same manner as stainless steel.

Fusion welding requires special techniques to achieve sound joints. However, this alloy can be joined quite readily by brazing, ultrasonic welding, and diffusion bonding.

The alloy is available as sheet, bar, tubing, wire, foil, and forging.

TD NICKEL SHEET DATA^(a)

Condition: Stress-relieved^(b)
Thickness: 0.060 inch

Properties	Temperature, F			
	RT	1600	1800	2000
Tensile				
F _{tu} (longitudinal), ksi	63.6	21.4	17.9	14.7
F _{tu} (transverse), ksi	63.8	20.6	17.1	13.3
F _{ty} (longitudinal), ksi	46.2	21.2	17.7	14.3
F _{ty} (transverse), ksi	45.6	20.3	16.8	12.9
e _t (longitudinal), percent in 2 in.	14.5	5.0	5.0	8.0
e _t (transverse), percent in 2 in.	14.5	3.0	3.0	3.0
E _t (longitudinal), psi x 10 ⁶	16.9	10.7	9.1	8.2
E _t (transverse), psi x 10 ⁶	17.8	10.3	8.8	8.6
Compression				
F _{cy} (longitudinal), ksi	42.1	20.9	17.2	13.6
F _{cy} (transverse), ksi	49.4	20.3	16.1	12.8
E _c (longitudinal), ksi	16.0	9.5	9.9	7.7
E _c (transverse), ksi	18.4	9.7	9.9	7.4
Impact				
(V-notch Charpy) ft-lb(1)*	30	NA ^(c)	30	NA
Fracture Toughness				
	(d)	NA	NA	NA
Bend				
(Transverse)	Sharp ^(e)	NA	NA	NA

Properties	Temperature, F			
	RT	1600	1800	2000
Shear, F_s				
(Longitudinal), ksi	57.9	NA	NA	NA
(Transverse), ksi	58.4	NA	NA	NA
Axial Fatigue				
(Transverse)				
10^3 ($K_t = 1$) ($R = 0.1$), ksi	63.0	23.0	19.0	NA
10^5 ($K_t = 1$) ($R = 0.1$), ksi	57.5	19.5	16.0	NA
10^7 ($K_t = 1$) ($R = 0.1$), ksi	45.0	15.0	11.5	NA
10^3 ($K_t = 3$) ($R = 0.1$), ksi	61.0	22.5	17.0	NA
10^5 ($K_t = 3$) ($R = 0.1$), ksi	59.0	15.0	12.0	NA
10^7 ($K_t = 3$) ($R = 0.1$), ksi	22.5	10.0	8.0	NA
Creep				
(Transverse)				
0.2% elongation 100 hr, ksi	NA	10.0	7.2	4.6
0.2% elongation 1000 hr, ksi	NA	8.2	5.2	3.5
Stress Rupture				
Rupture 100 hr, ksi	NA	11.0	7.8	5.4
Rupture 1000 hr, ksi	NA	9.0	5.8	4.4
Stress Corrosion				
80 percent F_{ty} 1000 hr max	No cracks ^(g)	NA	NA	NA
Coefficient of Thermal Expansion				
68 to 2000 F	8.7 x 10 ⁶ in./in./F			
Density (1,2)*	0.322 lb/in. ³			
Ductile-to-Brittle Bend-Transition Temperature, F	Lower than -100 F ^(f)			
Melting Temperature	2650 F ⁽³⁾			

Notes: Thermal conductivity, Btu/h²/in./hr/1°F

at 70 F	- 600 (2,3)
500 F	- 380
1100 F	- 300
1500 F	- 320
1700 F	- 340

Electrical resistivity, microhm-cm (70 F) 7.6 (2,3)

Specific heat, Btu/lb/°F 0.106 (2,3)

* References are given on page 7.

(a) Data are average values.

(b) Treatment: 1 hr. at 2000 F in hydrogen. Test material from two production heats.

(c) Information either not available or not applicable.

(d) Fatigue-cracked center-notched specimens (0.060 x 3" x 12") failed in a ductile manner.

(e) Sharp bending Top (75-deg angle); specimen unloaded bend angle over 100 deg; no cracks at RT.

(f) Sharp bending Top (75-deg angle); no cracks at -100 F.

(g) Alternate immersion 2% NaCl.

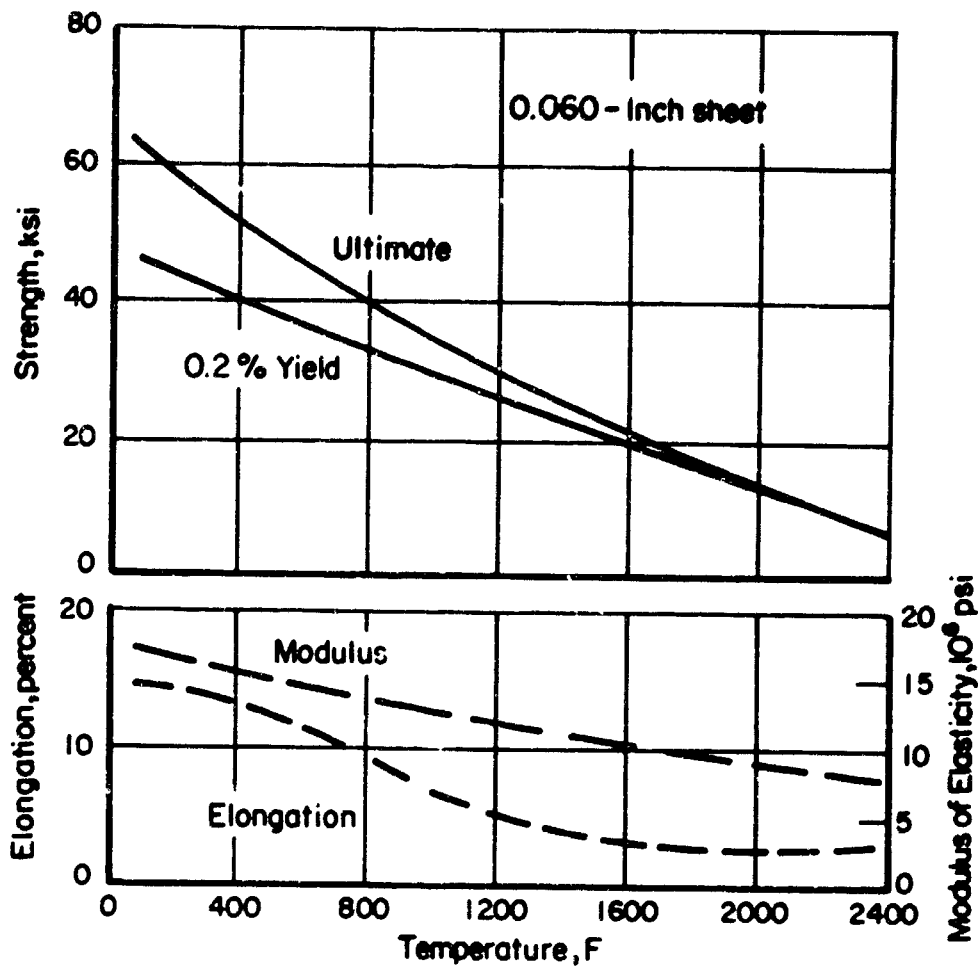


FIGURE 1. EFFECT OF TEMPERATURE ON THE TENSILE PROPERTIES OF STRESS-RELIEVED TD NICKEL SHEET

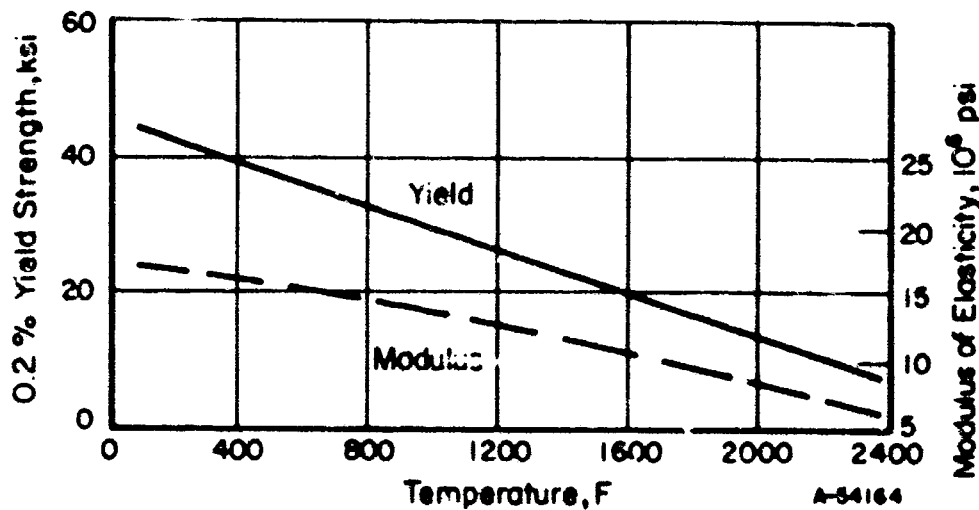


FIGURE 2. EFFECT OF TEMPERATURE ON THE COMPRESSION PROPERTIES OF STRESS-RELIEVED TD NICKEL SHEET

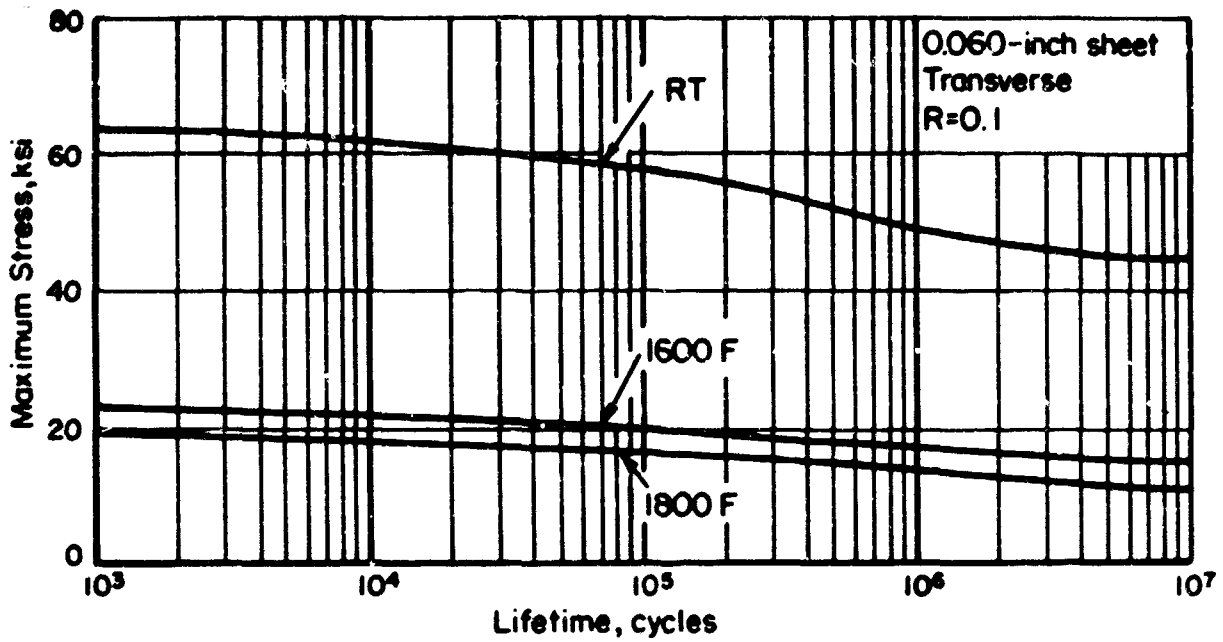


FIGURE 3. AXIAL-LOAD FATIGUE RESULTS FOR STRESS-RELIEVED TD NICKEL SHEET AT THREE TEMPERATURES

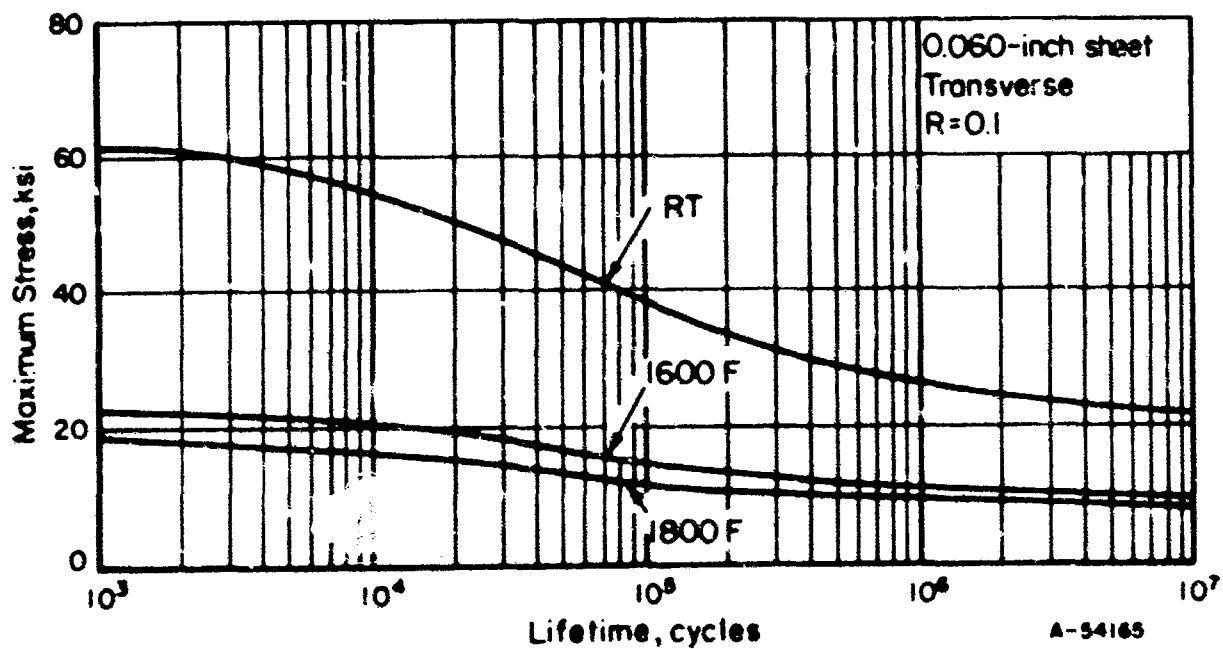


FIGURE 4. AXIAL-LOAD FATIGUE RESULTS FOR NOTCHED ($K_t = 3.0$), STRESS-RELIEVED TD NICKEL SHEET AT THREE TEMPERATURES

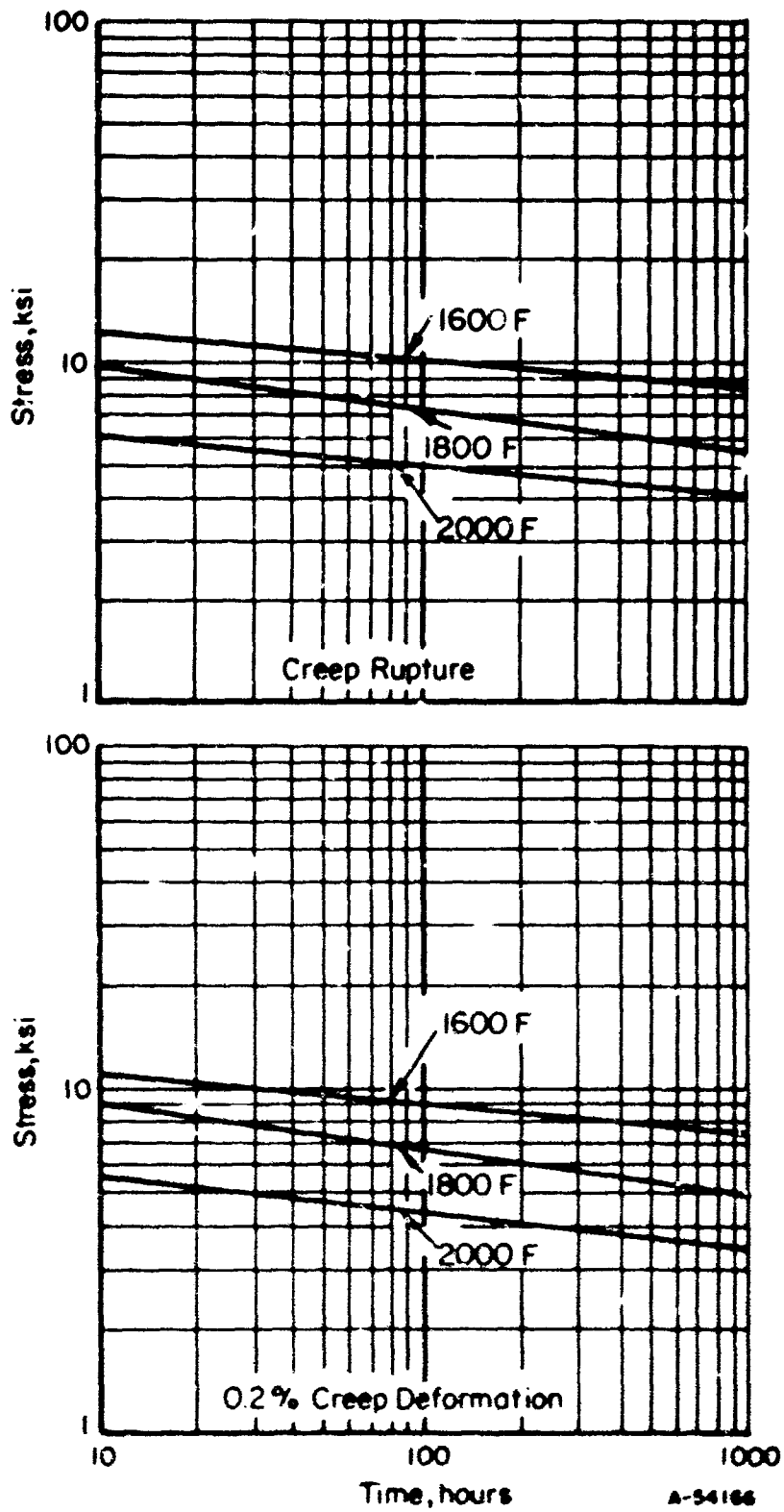


FIGURE 5. STRESS-RUPTURE AND 0.2% DEFORMATION CURVES FOR TD NICKEL SHEET (0.060 INCH) AT THREE TEMPERATURES

REFERENCES

- (1) Anders, F. J., Jr., Alexander, G. B., and Wartel, W. S., "A Dispersion-Strengthened Nickel Alloy", *Metal Prog.*, 82 (6), 88-91, 118-122 (December, 1962).
- (2) "TD Nickel Dispersion Strengthened Nickel", Report A-41076, Du Pont Metal Products - Product Information, undated.
- (3) Stuart, R. E., and Starr, C. D., "New Design Data on TD Nickel", *Mater. Design Eng.*, 58 (2), 81-85 (August, 1963).

	LINK A		LINK B		LINK C	
	ROLE	WT	ROLE	WT	ROLE	WT
<p>crossed interferometers fundamental and harmonic frequency asymmetric gases methylene chloride, methylene fluoride, and difluoroethylene coaxial tunable magnetron beam splitters</p>						

INSTRUCTIONS

1. **ORIGINATING ACTIVITY:** Enter the name and address of the contractor, subcontractor, grantee, Department of Defense activity or other organization (*corporate author*) issuing the report.

2a. **REPORT SECURITY CLASSIFICATION:** Enter the overall security classification of the report. Indicate whether "Restricted Data" is included. Marking is to be in accordance with appropriate security regulations.

2b. **GROUP:** Automatic downgrading is specified in DoD Directive 5200.10 and Armed Forces Industrial Manual. Enter the group number. Also, when applicable, show that optional markings have been used for Group 3 and Group 4 as authorized.

3. **REPORT TITLE:** Enter the complete report title in all capital letters. Titles in all cases should be unclassified. If a meaningful title cannot be selected without classification, show title classification in all capitals in parenthesis immediately following the title.

4. **DESCRIPTIVE NOTES:** If appropriate, enter the type of report, e.g., interim, progress, summary, annual, or final. Give the inclusive dates when a specific reporting period is covered.

5. **AUTHOR(S):** Enter the name(s) of author(s) as shown on or in the report. Enter last name, first name, middle initial. If military, show rank and branch of service. The name of the principal author is an absolute minimum requirement.

6. **REPORT DATE:** Enter the date of the report as day, month, year, or month, year. If more than one date appears on the report, use date of publication.

7a. **TOTAL NUMBER OF PAGES:** The total page count should follow normal pagination procedures, i.e., enter the number of pages containing information.

7b. **NUMBER OF REFERENCES:** Enter the total number of references cited in the report.

8a. **CONTRACT OR GRANT NUMBER:** If appropriate, enter the applicable number of the contract or grant under which the report was written.

8b, 8c, & 8d. **PROJECT NUMBER:** Enter the appropriate military department identification, such as project number, subproject number, system numbers, task number, etc.

9a. **ORIGINATOR'S REPORT NUMBER(S):** Enter the official report number by which the document will be identified and controlled by the originating activity. This number must be unique to this report.

9b. **OTHER REPORT NUMBER(S):** If the report has been assigned any other report numbers (*either by the originator or by the sponsor*), also enter this number(s).

10. **AVAILABILITY/LIMITATION NOTICES:** Enter any limitations on further dissemination of the report, other than those imposed by security classification, using standard statements such as:

- (1) "Qualified requesters may obtain copies of this report from DDC."
- (2) "Foreign announcement and dissemination of this report by DDC is not authorized."
- (3) "U. S. Government agencies may obtain copies of this report directly from DDC. Other qualified DDC users shall request through _____"
- (4) "U. S. military agencies may obtain copies of this report directly from DDC. Other qualified users shall request through _____"
- (5) "All distribution of this report is controlled. Qualified DDC users shall request through _____"

(If the report has been furnished to the Office of Technical Services, Department of Commerce, for sale to the public, indicate this fact and enter the price, if known.)

11. **SUPPLEMENTARY NOTES:** Use for additional explanatory notes.

12. **SPONSORING MILITARY ACTIVITY:** Enter the name of the departmental project office or laboratory sponsoring (*paying for*) the research and development. Include address.

13. **ABSTRACT:** Enter an abstract giving a brief and factual summary of the document indicative of the report, even though it may also appear elsewhere in the body of the technical report. If additional space is required, a continuation sheet shall be attached.

It is highly desirable that the abstract of classified reports be unclassified. Each paragraph of the abstract shall end with an indication of the military security classification of the information in the paragraph, represented as (TS), (S), (C), or (U).

There is no limitation on the length of the abstract. However, the suggested length is from 150 to 225 words.

14. **KEY WORDS:** Key words are technically meaningful terms or short phrases that characterize a report and may be used as index entries for cataloging the report. Key words must be selected so that no security classification is required. Identifiers, such as equipment model designation, trade name, military project code name, geographic location, may be used as key words but will be followed by an indication of technical context. The assignment of links, roles, and weights is optional.