

UNCLASSIFIED

AD NUMBER

AD469176

LIMITATION CHANGES

TO:

Approved for public release; distribution is unlimited.

FROM:

Distribution authorized to U.S. Gov't. agencies and their contractors;
Administrative/Operational Use; JUL 1965. Other requests shall be referred to Office of Naval Research, Arlington, VA 22203.

AUTHORITY

ONR ltr 28 Jul 1977

THIS PAGE IS UNCLASSIFIED

THIS REPORT HAS BEEN DELIMITED
AND CLEARED FOR PUBLIC RELEASE
UNDER DOD DIRECTIVE 5200.20 AND
NO RESTRICTIONS ARE IMPOSED UPON
ITS USE AND DISCLOSURE.

DISTRIBUTION STATEMENT A

APPROVED FOR PUBLIC RELEASE;
DISTRIBUTION UNLIMITED.

469176

CATALOGED IN
AS AD 17

Technical Report No. 27

THEORY OF MICROPOLAR FLUIDS

by

A. Cemal Eringen

to

Office of Naval Research

Department of the Navy

Contract Nonr-1100(23)

School of Aeronautics, Astronautics and Engineering Sciences
Purdue University
Lafayette, Indiana

July 1965



Reproduction in whole or in part is permitted
for any purpose of the United States Government

SECURITY

MARKING


The classified or limited status of this report applies to each page, unless otherwise marked.

Separate page printouts MUST be marked accordingly.

THIS DOCUMENT CONTAINS INFORMATION AFFECTING THE NATIONAL DEFENSE OF THE UNITED STATES WITHIN THE MEANING OF THE ESPIONAGE LAWS, TITLE 18, U.S.C., SECTIONS 793 AND 794. THE TRANSMISSION OR THE REVELATION OF ITS CONTENTS IN ANY MANNER TO AN UNAUTHORIZED PERSON IS PROHIBITED BY LAW.

NOTICE: When government or other drawings, specifications or other data are used for any purpose other than in connection with a definitely related government procurement operation, the U. S. Government thereby incurs no responsibility, nor any obligation whatsoever; and the fact that the Government may have formulated, furnished, or in any way supplied the said drawings, specifications, or other data is not to be regarded by implication or otherwise as in any manner licensing the holder or any other person or corporation, or conveying any rights or permission to manufacture, use or sell any patented invention that may in any way be related thereto.

DISCLAIMER NOTICE



THIS DOCUMENT IS BEST QUALITY AVAILABLE. THE COPY FURNISHED TO DTIC CONTAINED A SIGNIFICANT NUMBER OF PAGES WHICH DO NOT REPRODUCE LEGIBLY.

UNCLASSIFIED

Security Classification

DOCUMENT CONTROL DATA - R&D		
<small>(Security classification of title, body of abstract and indexing annotation must be entered when the overall report is classified)</small>		
1. ORIGINATING ACTIVITY (Corporate author)		2a. REPORT SECURITY CLASSIFICATION
Purdue University, Lafayette, Indiana		Unclassified
		2b. GROUP
3. REPORT TITLE		
Theory of Micropolar Fluids		
4. DESCRIPTIVE NOTES (Type of report and inclusive dates)		
Research Report		
5. AUTHOR(S) (Last name, first name, initial)		
Eringen, A. Cemal		
6. REPORT DATE	7a. TOTAL NO. OF PAGES	7b. NO. OF REFS
July, 1965	35	6
8a. CONTRACT OR GRANT NO.	8c. ORIGINATOR'S REPORT NUMBER(S)	
NONR-1100(23)	No. 27	
b. PROJECT NO.	8d. OTHER REPORT NO(S) (Any other numbers that may be assigned to this report)	
064-410		
c.		
d.		
10. AVAILABILITY/LIMITATION NOTICES		
Qualified requesters may obtain copies of this report from DDC.		
11. SUPPLEMENTARY NOTES		12. SPONSORING MILITARY ACTIVITY
		Office of Naval Research, Washington, DC
13. ABSTRACT		
<p>Equations of motion, constitutive equations and boundary conditions are derived for a class of fluids named micropolar fluids. These fluids respond to micro-rotational motions and spin inertia and therefore can support couple stress and distributed body couples. Thermodynamical restrictions are studied in detail and field equations are obtained for the density, velocity vector and micro-rotation vector. The system is solved for a channel flow exhibiting certain interesting phenomena.</p>		

DD FORM 1473
1 JAN 64UNCLASSIFIED
Security Classification

Security Classification

14. KEY WORDS	LINK A		LINK B		LINK C	
	ROLE	WT	ROLE	WT	ROLE	WT
Micropolar media						
Couple stress						
Micromechanics						
Pipe Flow						
Non-Newtonian						
Micro-gyration						
Spin inertia						

INSTRUCTIONS

1. **ORIGINATING ACTIVITY:** Enter the name and address of the contractor, subcontractor, grantee, Department of Defense activity or other organization (*corporate author*) issuing the report.

2a. **REPORT SECURITY CLASSIFICATION:** Enter the overall security classification of the report. Indicate whether "Restricted Data" is included. Marking is to be in accordance with appropriate security regulations.

2b. **GROUP:** Automatic downgrading is specified in DoD Directive 5200.10 and Armed Forces Industrial Manual. Enter the group number. Also, when applicable, show that optional markings have been used for Group 3 and Group 4 as authorized.

3. **REPORT TITLE:** Enter the complete report title in all capital letters. Titles in all cases should be unclassified. If a meaningful title cannot be selected without classification, show title classification in all capitals in parentheses immediately following the title.

4. **DESCRIPTIVE NOTES:** If appropriate, enter the type of report, e.g., interim, progress, summary, annual, or final. Give the inclusive dates when a specific reporting period is covered.

5. **AUTHOR(S):** Enter the name(s) of author(s) as shown on or in the report. Enter last name, first name, middle initial. If military, show rank and branch of service. The name of the principal author is an absolute minimum requirement.

6. **REPORT DATE:** Enter the date of the report as day, month, year, or month, year. If more than one date appears on the report, use date of publication.

7a. **TOTAL NUMBER OF PAGES:** The total page count should follow normal pagination procedures, i.e., enter the number of pages containing information.

7b. **NUMBER OF REFERENCES:** Enter the total number of references cited in the report.

8a. **CONTRACT OR GRANT NUMBER:** If appropriate, enter the applicable number of the contract or grant under which the report was written.

8b, 8c, & 8d. **PROJECT NUMBER:** Enter the appropriate military department identification, such as project number, subproject number, system numbers, task number, etc.

9a. **ORIGINATOR'S REPORT NUMBER(S):** Enter the official report number by which the document will be identified and controlled by the originating activity. This number must be unique to this report.

9b. **OTHER REPORT NUMBER(S):** If the report has been assigned any other report numbers (either by the originator or by the sponsor), also enter this number(s).

10. **AVAILABILITY/LIMITATION NOTICES:** Enter any limitations on further dissemination of the report, other than those

imposed by security classification, using standard statements such as:

- (1) "Qualified requesters may obtain copies of this report from DDC."
- (2) "Foreign announcement and dissemination of this report by DDC is not authorized."
- (3) "U. S. Government agencies may obtain copies of this report directly from DDC. Other qualified DDC users shall request through _____"
- (4) "U. S. military agencies may obtain copies of this report directly from DDC. Other qualified users shall request through _____"
- (5) "All distribution of this report is controlled. Qualified DDC users shall request through _____"

If the report has been furnished to the Office of Technical Services, Department of Commerce, for sale to the public, indicate this fact and enter the price, if known.

11. **SUPPLEMENTARY NOTES:** Use for additional explanatory notes.

12. **SPONSORING MILITARY ACTIVITY:** Enter the name of the departmental project office or laboratory sponsoring (paying for) the research and development. Include address.

13. **ABSTRACT:** Enter an abstract giving a brief and factual summary of the document indicative of the report, even though it may also appear elsewhere in the body of the technical report. If additional space is required, a continuation sheet shall be attached.

It is highly desirable that the abstract of classified reports be unclassified. Each paragraph of the abstract shall end with an indication of the military security classification of the information in the paragraph, represented as (TS), (S), (C), or (U).

There is no limitation on the length of the abstract. However, the suggested length is from 150 to 225 words.

14. **KEY WORDS:** Key words are technically meaningful terms or short phrases that characterize a report and may be used as index entries for cataloging the report. Key words must be selected so that no security classification is required. Identifiers, such as equipment model designation, trade name, military project code name, geographic location, may be used as key words but will be followed by an indication of technical context. The assignment of links, roles, and weights is optional.

THEORY OF MICROPOLAR FLUIDS

A. Cemal Eringen
Purdue University

ABSTRACT:

Equations of motion, constitutive equations and boundary conditions are derived for a class of fluids named micropolar fluids. These fluids respond to micro-rotational motions and spin inertia and therefore, can support couple stress and distributed body couples. Thermodynamical restrictions are studied in detail and field equations are obtained for the density, velocity vector and micro-rotation vector. The system is solved for a channel flow exhibiting certain interesting phenomena.

1. INTRODUCTION

The theory of microfluids introduced by Eringen^{1,2} deals with a class of fluids which exhibit certain microscopic effects arising from the local structure and micro-motions of the fluid elements. These fluids can support stress moments and body moments and are influenced by the spin inertia. The theory of microfluids are, however, too complicated even in the case of constitutively linear theory and the underlying mathematical problem is not easily amenable to the solution of non-trivial problems in this field.

A subclass of these fluids is the micropolar fluids which exhibit the micro-rotational effects and micro-rotational inertia. This class of fluids possesses certain simplicity and elegance in their mathematical formulation which should appeal to mathematicians. The micropolar fluids can support couple stress and body couples only. Physically they may represent adequately the fluids consisting of dipole elements. Certain anisotropic fluids, e.g. liquid crystals which are made up of dumbbell molecules, are of this type. In fact, animal blood happens to fall into this category. Other polymeric fluids and fluids containing minute amount additives may be represented by the mathematical model underlying micropolar fluids.

Recent experiments with fluids^{3,4} containing extremely small amount of polymeric additives indicate that the skin friction near a

¹A. C. Eringen, Int. J. Engng. Sci, 2, 205 (1964).

²A. C. Eringen, "Proc. XI Intern. Congress of Appl. Mech." Springer-Verlag (1965).

rigid body in such fluids are considerably lower (up to 30-35%) than the same fluids without additives. The classical Navier-Stokes theory is incapable of predicting these findings since it contains no mechanism to explain this new physical phenomena. At the Naval Hydrodynamic Conference at Bergen last year, September 1964, the author suggested that⁵ the microfluid theory may contain just the right mechanism required. While it is too early to make the final conclusion on this question, the problem of channel flow worked out in this paper is a positive indication of this conjecture.

In Arts. 2 and 3 we give a resume of the theory of microfluids formulated in Ref. 1. The theory of micropolar fluids is developed in Art. 4. In Art. 5 the thermodynamics of such fluids are studied and the restriction on the viscosity coefficients are obtained. In Art. 6 we give the field equations and boundary conditions and present the similarity parameters. The last section of the paper (Art. 7) is devoted to the solution of the problem of channel flow of micropolar fluids.

³J. W. Hoyt and A. G. Fabula, "The effect of Additives on Fluid Friction," U.S. Naval Ordnance Test Station Report (1964).

⁴W. M. Vogel and A. M. Patterson, "An Experimental Investigation of the Effect of Additives Injected into the Boundary Layer of an Underwater Body," Pacific Naval Lab. of the Defense Res. Board of Canada, Rpt. 64-2.

⁵A. C. Eringen, Proc. 5th Symposium on Naval Hydrodynamics, Bergen, September 10, 1964.

2. LAWS OF MOTION

In our previous work, Ref. 1, we formulated a theory of microfluids whose behavior is governed by a set of laws of motion and a constitutive theory. Some of these laws are new to the mechanics of continua and others are modifications and extensions of the well-known principles of mechanics. These are

Conservation of mass:

$$\frac{\partial \rho}{\partial t} + (\rho v_k)_{,k} = 0 \quad \text{in } \mathcal{V} \quad (2.1)$$

Balance of momentum:

$$t_{kl,k} + \rho(f_l - \dot{v}_l) = 0 \quad \text{in } \mathcal{V} \quad (2.2)$$

Balance of first stress moments:

$$t_{ml} - s_{ml} + \lambda_{klm,k} + \rho(l_{lm} - \dot{\sigma}_{lm}) = 0 \quad \text{in } \mathcal{V} \quad (2.3)$$

Conservation of energy:

$$\rho \dot{e} = t_{kl} v_{l,k} + (s_{kl} - t_{kl}) v_{kl} + \lambda_{klm} v_{ml,k} + q_{k,k} + \rho h \quad \text{in } \mathcal{V} \quad (2.4)$$

Principle of entropy:

$$\rho \Gamma \leq \rho \dot{\eta} - \left(\frac{q_k}{\theta}\right)_{,k} - \frac{\rho h}{\theta} \geq 0 \quad \text{in } \mathcal{V} \quad (2.5)$$

Inequality (2.5) is axiomatized to be valid for all independent processes. In these equations

- ρ = mass density
 v_k = velocity vector
 t_{kl} = stress tensor
 f_l = body force per unit mass
 s_{kl} = micro-stress average
 λ_{klm} = the first stress moments
 l_{lm} = the first body moments per unit mass
 $\dot{\sigma}_{lm}$ = inertial spin
 ϵ = internal energy density per unit mass
 v_{kl} = gyration tensor
 q_k = heat vector directed outward of the body
 h = heat source per unit mass
 η = entropy per unit mass
 θ = temperature

Throughout this paper we employ a rectangular coordinate system x_1, x_2, x_3 and the Eulerian representation, Fig. 1. All vectors and tensors are referred to a set of spatial rectangular coordinates so that no need arises for differentiating their covariant, contravariant and mixed components from each other. An index followed by a comma represents partial differentiation with respect to space variable x_k and a superposed dot indicates material differentiation, e.g.

$$v_{k,l} = \frac{\partial v_k}{\partial x_l}, \quad \dot{v}_k = \frac{\partial v_k}{\partial t} + v_{k,l} v_l \quad (2.6)$$

Here and throughout this paper repeated indices denote summation over the range (1, 2, 3).

For the spin inertia we have the kinematical relation (Ref. 1, eq. 5.5)

$$\dot{\sigma}_{kl} = i_{ml} (\dot{v}_{mk} + v_{nk} v_{mn}) \quad (2.7)$$

where $i_{ml} = i_{lm}$ is called micro-inertia moments and according to the law of conservation of micro-inertia, they satisfy the partial differential equations (Ref. 1, eq. 2.16)

$$\frac{\partial i_{km}}{\partial t} + i_{km,r} v_r - i_{rm} v_{rk} - i_{kr} v_{rm} = 0 \quad \text{in } V \quad (2.8)$$

Expressions (2.1) to (2.5) and (2.8) are valid at all parts of the body B having volume V and surface \mathcal{S} , except at finite number of discontinuity surfaces, lines and points. At the surface \mathcal{S} of the body we have the boundary conditions

$$t_{kl} n_k = t_l \quad \text{on } \mathcal{S} \quad (2.9)$$

$$\lambda_{klm} n_k = \lambda_{lm} \quad \text{on } \mathcal{S} \quad (2.10)$$

where n is the exterior normal to \mathcal{S} and t_l and λ_{lm} are respectively the surface tractions and surface moments acting on \mathcal{S} .

We note that while equations (2.1), (2.2) are well-known from the classical continuum mechanics, equations (2.3), (2.4) and (2.8)

are new. The first two of these equations (eq. 2.3 and 2.4) reduce to classical results⁶.

$$t_{kl} = t_{lk}$$

$$\rho \dot{\epsilon} = t_{kl} v_{l,k} + q_{k,k} + \rho h \quad (2.11)$$

when $\lambda_{klm} = i_{lm} = v_{lm} = 0$. Equation (2.3) is, however, much more general than (2.11)₁ and is the result of the new principle of balance of first stress moments as against the limited axiom of balance of moment of momentum of the classical theory. Equations (2.8) have, of course, no counterpart in the classical continuum theory.

If we exclude the heat conduction phenomena, in the present theory, the determination of motion requires the determination of the nineteen unknowns.

$$\rho(\underline{x}, t), \quad i_{km}(\underline{x}, t), \quad v_k(\underline{x}, t), \quad v_{kl}(\underline{x}, t) \quad (2.12)$$

as against the four unknowns v_k and ρ of the classical theory.

⁶A. C. Eringen, "Nonlinear Theory of Continuous Media," McGraw Hill (1962).

3. CONSTITUTIVE EQUATIONS OF MICROFLUIDS

In Ref. 1 we also gave a set of constitutive equations for microfluids. For a non-heat conducting medium these are expressed as relations between $(t_{kl}, s_{kl}, \lambda_{klm})$ and the objective quantities

$$d_{kl} = \frac{1}{2} (v_{k,l} + v_{l,k}) \quad (3.1)$$

$$b_{kl} = v_{k,l} + v_{kl} \quad (3.2)$$

$$a_{klm} = v_{kl,m} \quad (3.3)$$

and ρ and i_{km} . Of these d is the rate of deformation tensor and b and a are two new tensors respectively called micro-deformation rate tensor of second order and gyration gradient. Both of these latter quantities transform like absolute tensors under any rigid motion of the frame of reference, i.e. they are objective. Hence they are suitable for use as the independent constitutive variables.

For the present work we produce here only the results of the linear constitutive theory of micro-isotropic fluids (i.e. $i_{km} = i \delta_{km}$). For the nonlinear theories the reader is referred to Ref. 1.

$$\underline{t} = [-\pi + \lambda \operatorname{tr} \underline{d} + \lambda_0 \operatorname{tr} (\underline{b}-\underline{d})] \underline{I} + 2\mu \underline{d} + 2\mu_0 (\underline{b}-\underline{d}) + 2\mu_1 (\underline{b}^T - \underline{d}) \quad (3.4)$$

$$\underline{\underline{\epsilon}} = [-\pi + \lambda \operatorname{tr} \underline{\underline{d}} + \eta_0 \operatorname{tr} (\underline{\underline{d}} - \underline{\underline{d}})] \underline{\underline{I}} + 2\mu \underline{\underline{d}} + \zeta_1 (\underline{\underline{d}} - \underline{\underline{d}}^T - 2\underline{\underline{d}}) \quad (3.5)$$

$$\begin{aligned} \lambda_{klm} = & (\gamma_1 a_{mrr} + \gamma_2 a_{rmr} + \gamma_3 a_{rrm}) \delta_{kl} + (\gamma_4 a_{lrr} + \gamma_5 a_{rlr} \\ & + \gamma_6 a_{rrl}) \delta_{km} + (\gamma_7 a_{krr} + \gamma_8 a_{rkr} + \gamma_9 a_{rrk}) \delta_{lm} \\ & + \gamma_{10} a_{klm} + \gamma_{11} a_{kml} + \gamma_{12} a_{lkm} + \gamma_{13} a_{mkl} + \gamma_{14} a_{lmk} \\ & + \gamma_{15} a_{mlk} \end{aligned} \quad (3.6)$$

where $\underline{\underline{I}}$ is the unit tensor and $\lambda, \lambda_0, \mu, \mu_0, \mu_1, \eta_0, \zeta_1$, and γ_1 to γ_{15} are the viscosity coefficients. Also tr denotes trace and a superscript T indicates transpose, e.g.,

$$\underline{\underline{I}} = \begin{bmatrix} 1 & 0 & 0 \\ 0 & 1 & 0 \\ 0 & 0 & 1 \end{bmatrix}, \quad \operatorname{tr} b_{kl} \equiv b_{kk}, \quad b_{kl}^T \equiv b_{lk}$$

The equation of state for these fluids can be shown to have the form*

$$\epsilon = \epsilon(\eta, \rho^{-1}) \quad (3.7)$$

so that the thermodynamic pressure π and the temperature θ are defined by

$$\pi \equiv - \frac{\partial \epsilon}{\partial \rho^{-1}} \Big|_{\eta, i}, \quad \theta \equiv \frac{\partial \epsilon}{\partial \eta} \Big|_{\rho, i} \quad (3.8)$$

* For a detailed treatment on thermodynamics see Ref. 1. For the thermodynamics of micropolar fluids see section 5 below.

For non-heat conducting media, the nineteen unknowns (2.12) must satisfy the thirteen partial differential equations obtained by substituting (2.7) and (3.4) to (3.6) into (2.1) to (2.3) and the six equations (2.8) so that the number of independent equations are equal to that of unknowns. Equations so obtained are nonlinear in the inertia terms and highly complicated otherwise. The purpose of the present paper is to give a new theory applicable to a large class of fluids falling within the framework of the microfluid theory presented above, however possessing adequate mathematical simplicity to make the engineering problems tractable.

4. MICROPOLAR FLUIDS

A microfluid will be called micropolar if for all motions

$$\lambda_{klm} = -\lambda_{kml} \quad , \quad v_{kl} = -v_{lk} \quad (4.1)$$

Micropolar fluids exhibit only micro-rotational effects and can support surface and body couples. Fluid points contained in a small volume element, in addition to its usual rigid motion, can rotate about the centroid of the volume element in an average sense described by the gyration tensor γ . No micro-stretch of particles are, however, allowed (v_{kl} is skew-symmetric). Thus micropolar fluids consist of a kind of dumbbell molecules.*

We now proceed to show that a class of microfluids satisfying (4.1) exists. The theory of such fluids is the subject of the remainder of this paper.

Condition (4.1)₂ implies that

$$a_{klm} = -a_{lkm} \quad (4.2)$$

Calculating λ_{klm} and $-\lambda_{kml}$ from (3.6) and equating them and using (4.1)₂ and (4.2) we find that if (4.1) is to be valid for all motions we must have

*The present work complements our previous work, Ref. 2, on a similar subject.

$$\gamma_1 - \gamma_2 + \gamma_4 - \gamma_5 = 0$$

$$\gamma_7 - \gamma_8 = 0 \quad (4.3)$$

$$\gamma_{10} - \gamma_{12} + \gamma_{11} - \gamma_{13} = 0$$

so that

$$\begin{aligned} \lambda_{klm} = & (\gamma_1 - \gamma_2)(a_{mrr} \delta_{kl} - a_{lrr} \delta_{km}) + (\gamma_{10} - \gamma_{12})(a_{klm} - a_{kml}) \\ & + (\gamma_{14} - \gamma_{15}) a_{lmk} \end{aligned} \quad (4.4)$$

In view of skew-symmetry conditions (4.1) the independent number of v_{kl} and λ_{klm} are respectively 3 and 9. Thus it is natural to introduce two new sets of variables v_k and m_{kl} by

$$v_r \equiv \frac{1}{2} \epsilon_{rkl} v_{kl}, \quad v_{kl} = \epsilon_{rkl} v_r \quad (4.5)$$

$$m_{kr} \equiv -\epsilon_{rlm} \lambda_{klm}, \quad \lambda_{klm} = -2\epsilon_{lmr} m_{kr} \quad (4.6)$$

where ϵ_{klm} is the alternating tensor. Here the axial vector v_r will be called micro-rotation vector and m_{kr} the couple stress tensor. The sign convention for m_{kr} is identical to that of the stress tensor and is shown on Fig. 2. Similarly we introduce micro-inertial rotation $\dot{\sigma}_k$ and body couple l_k by*

* The couple stress, body couple and micro-inertial rotation introduced here are identical to those defined in Ref. 6, Art. 31.

$$\dot{\sigma}_r \equiv -\epsilon_{rkl} \dot{\sigma}_{kl} \quad , \quad \dot{\sigma}_{kl} = -2\epsilon_{rkl} \dot{\sigma}_r \quad (4.7)$$

$$l_r \equiv -\epsilon_{rkl} l_{kl} \quad , \quad l_{kl} = -2\epsilon_{rkl} l_r \quad (4.8)$$

Now multiply (2.3) by ϵ_{rlm} and use (4.5) to (4.8) Since

$s_{ml} = s_{lm}$ this results in

$$m_{rk,r} + \epsilon_{klr} t_{lr} + \rho(l_k - \dot{\sigma}_k) = 0 \quad (4.9)$$

Similarly using (4.5) and (4.6) in (2.4) we may replace the equation of energy by

$$\rho \dot{\epsilon} = t_{kl} (v_{l,k} - \epsilon_{klr} v_r) + m_{kl} v_{l,k} + q_{k,k} + \rho h \quad (4.10)$$

An alternative but useful form to (4.10) is obtained by using

$$v_{l,k} = d_{kl} + \omega_{kl} = d_{kl} + \epsilon_{klm} \omega_m$$

where

$$\omega_{kl} = \frac{1}{2} (v_{k,l} - v_{l,k}) \quad (4.11)$$

and ω_r is the classical spin tensor/ ω_r is the vorticity vector. Hence

$$\rho \dot{\epsilon} = t_{kl} d_{lk} - t_{kl} \epsilon_{klr} (\omega_r + v_r) + m_{kl} v_{l,k} + q_{k,k} + \rho h \quad (4.12)$$

The boundary conditions (2.10) are similarly replaced by

$$m_{rk} n_r = m_k \quad \text{on } \mathcal{S} \quad (4.13)$$

where $m_k = \epsilon_{klm} \lambda_{lm}$ is the surface couple vector acting on \mathcal{S} . Next we turn our attention to the constitutive equations. Equation (3.4) can be put into the form

$$t_{kl} = (-\pi + \lambda_v v_{r,r}) \delta_{kl} + \mu_v (v_{k,l} + v_{l,k}) + \kappa_v (v_{l,k} - \epsilon_{klr} v_r) \quad (4.14)$$

where we set

$$\mu - \mu_0 + \mu_1 \equiv \mu_v, \quad 2(\mu_1 - \mu_0) \equiv \kappa_v \quad (4.15)$$

An alternative form to (4.14) is

$$t_{kl} = (-\pi + \lambda_v d_{rr}) \delta_{kl} + (2\mu_v + \kappa_v) d_{kl} - \kappa_v \epsilon_{klr} (\omega_r + v_r) \quad (4.16)$$

If we multiply (4.4) by ϵ_{rlm} and use (4.5) and (4.6) this equation can be transformed into

$$m_{kl} = \alpha_v v_{r,r} \delta_{kl} + \beta_v v_{k,l} + \gamma_v v_{l,k} \quad (4.17)$$

where

$$\begin{aligned} \alpha_v &= 2(\gamma_{12} - \gamma_{10}), & \beta_v &= 2(\gamma_2 - \gamma_1) \\ \gamma_v &= 2(\gamma_1 - \gamma_2 + \gamma_{10} - \gamma_{12} - \gamma_{14} + \gamma_{15}) \end{aligned} \quad (4.18)$$

We now substitute (4.16) and (4.17) into (4.12) to calculate the rate of internal energy.

$$\begin{aligned} \rho \dot{\epsilon} = & -\pi d_{kk} + \lambda_v d_{ll} d_{kk} + (2\mu_v + \kappa_v) d_{kl} d_{lk} \\ & + 2\kappa_v (\omega_k + v_k)(\omega_k + v_k) + d_v v_{k,k} v_{l,l} \\ & + \beta_v v_{k,l} v_{l,k} + \gamma_v v_{l,k} v_{l,k} + q_{k,h} + \rho h \end{aligned} \quad (4.19)$$

The assumptions of micro-isotropy and the skew-symmetry of v_{kl} when used in (2.8) gives

$$\frac{D_i}{Dt} = 0 \quad \text{or} \quad i = \text{const} = j/2, \text{ on material lines} \quad (4.20)$$

Finally we give an expression of the inertial rotation

$$\dot{\sigma}_r = -\epsilon_{rkl} \dot{\sigma}_{kl} = -\epsilon_{rkl} i(\dot{v}_{lk} + v_{nk} v_{ln})$$

using (4.1)₂ this reduces to

$$\dot{\sigma}_k = j \dot{v}_k \quad (4.21)$$

Summarizing the results: Basic equations of motion (2.1), (2.2), (4.9) energy (4.10) and the constitutive equations (4.14) and (4.17) constitute a proof that the micropolar fluids may exist as a subclass of microfluids whenever (4.3) is satisfied. The thermodynamic restrictions on the viscosities are studied in the following article.

5. THERMODYNAMICS OF MICROPOLAR FLUIDS

In this paper we are primarily concerned with the non-heat conducting microfluids. In accordance with the principle of equipresence (Ref. 6, Art. 44) every constitutive dependent variable must be a function of the same list of variables until contrary is shown to be the case. In harmony with this practice then the equation of state of micropolar fluids must have the general form

$$\epsilon = \epsilon(\eta, \rho^{-1}, d_{kl}, b_{kl}, a_{klm}) \quad (5.1)$$

The dependence on i is dropped since $i = \text{const}$ along a material line. We proceed to show that the dependence of ϵ on d , b and a can be eliminated on the ground of the second law of thermodynamics (2.5). Eliminating $(q_{k,k} + \rho h)/\theta$ between (4.10) and (2.5) we get

$$\rho(\dot{\eta} - \frac{\dot{\epsilon}}{\theta}) + \frac{1}{\theta} t_{kl} (v_{l,k} - \epsilon_{klr} v_r) + \frac{1}{\theta} m_{kl} v_{l,k} + \frac{q_{k,\theta,k}}{\theta^2} \geq 0 \quad (5.2)$$

Using (5.1) this becomes

$$\begin{aligned} \rho\Gamma = & \rho\dot{\eta} \left(1 - \frac{1}{\theta} \frac{\partial \epsilon}{\partial \eta}\right) + \frac{1}{\theta} \frac{\partial \epsilon}{\partial \rho^{-1}} \frac{\dot{\rho}}{\rho} + \frac{\rho}{\theta} \left(\frac{\partial \epsilon}{\partial d_{kl}} \dot{d}_{kl} + \frac{\partial \epsilon}{\partial b_{kl}} \dot{b}_{kl} + \frac{\partial \epsilon}{\partial a_{klm}} \dot{a}_{klm} \right) \\ & + \frac{1}{\theta} t_{kl} (v_{l,k} - \epsilon_{klr} v_r) + \frac{1}{\theta} m_{kl} v_{l,k} + \frac{q_{k,\theta,k}}{\theta^2} \geq 0 \end{aligned}$$

This inequality must be satisfied for all independent changes of $\dot{\eta}$,

\dot{d} , \dot{b} , \dot{a} and $\theta_{,k}$. Since it is linear in these quantities, it cannot be maintained for all independent variations of these quantities unless

$$\frac{\partial \epsilon}{\partial d_{(kl)}} = \frac{\partial \epsilon}{\partial b_{kl}} = 0, \quad \frac{\partial \epsilon}{\partial a_{klm}} = 0 \quad (5.3)$$

$$q_k = 0 \quad (5.4)$$

$$\theta = \frac{\partial \epsilon}{\partial \eta} \Big|_{\rho^{-1}} \quad (5.5)$$

$$\rho \Gamma \equiv -\frac{1}{\theta} \frac{\partial \epsilon}{\partial \rho^{-1}} d_{kk} + \frac{1}{\theta} t_{kl} (v_{l,k} - \epsilon_{klr} v_r) + \frac{1}{\theta} m_{kl} v_{l,k} \geq 0 \quad (5.6)$$

where through (2.1) we replaced $\dot{\rho}$ by $-\rho d_{kk}$. In (5.3) a paranthesis enclosing indices indicates the symmetric part, e.g.

$$\frac{\partial \epsilon}{\partial d_{(kl)}} \equiv \frac{1}{2} \left(\frac{\partial \epsilon}{\partial d_{kl}} + \frac{\partial \epsilon}{\partial d_{lk}} \right)$$

Since any function ϵ of a symmetric tensor d_{kl} can always be expressed as a function $d_{(kl)}$ we see from (5.3) that ϵ must be independent of \dot{d} , \dot{b} and \dot{a} . Using (4.16) and (4.17) the inequality (5.6) is further reduced to

$$\rho \Gamma \equiv \frac{1}{\theta} [\lambda_v d_{kk} d_{ll} + (2\mu_v + \kappa_v) d_{kl} d_{lk} + 2\kappa_v (\omega_k + v_k)(\omega_k + v_k) + \alpha_v v_{k,k} v_{l,l} + \beta_v v_{k,l} v_{l,k} + \gamma_v v_{l,k} v_{l,k}] \geq 0 \quad (5.7)$$

We have thus proved

Theorem 1. The necessary and sufficient conditions for the local Clausius-Duhem inequality (2.5) to be satisfied for all independent processes are: (i) ϵ must be independent of \underline{d} , \underline{b} and \underline{a} ;
 (ii) temperature θ and pressure π must be defined by (3.8) and
 (iii) inequality (5.7) must be satisfied for all possible motions.

We now investigate the restrictions emanating from the satisfaction of (5.7) for all independent \underline{d} , $\underline{\omega} + \underline{\nu}$ and $\nu_{l,k}$. It is clear that for all values of \underline{d} irrespective of $\underline{\omega} + \underline{\nu}$ and $\nu_{l,k}$ we must have the classical conditions

$$\frac{1}{\theta} (3\lambda_v + 2\mu_v + \kappa_v) \geq 0, \quad \frac{\mu_v}{\theta} \geq 0$$

which are necessary and sufficient for the non-negativeness of the terms containing \underline{d} . Similarly we must also have

$$\kappa_v/\theta \geq 0$$

in order that $\rho\Gamma$ be non-negative for all values of $\underline{\omega} + \underline{\nu}$.

Finally the conditions in α_v , β_v and γ_v are obtained by making the last three terms in (5.7) non-negative, i.e.

$$\frac{1}{\theta} (\alpha_v \nu_{k,k} \nu_{l,l} + \beta_v \nu_{k,l} \nu_{l,k} + \gamma_v \nu_{l,k} \nu_{l,k}) \geq 0$$

This expression can be written as a quadratic form in a nine dimensional space, i.e.

$$a_{ij} y_i y_j \geq 0, \quad a_{ij} = a_{ji}$$

where

$$y_1 \equiv v_{1,1}, \quad y_2 \equiv v_{2,2}, \quad y_3 \equiv v_{3,3}$$

$$y_4 \equiv v_{1,2}, \quad y_5 \equiv v_{2,1}, \quad y_6 \equiv v_{2,3}$$

$$y_7 \equiv v_{3,2}, \quad y_8 \equiv v_{3,1}, \quad y_9 \equiv v_{1,3}$$

$$a_{11} = a_{22} = a_{33} = \frac{1}{\theta} (\alpha_v + \beta_v + \gamma_v), \quad a_{12} = a_{13} = \alpha_v/\theta$$

$$a_{45} = a_{67} = a_{89} = \beta_v/\theta$$

$$a_{44} = a_{55} = a_{66} = a_{77} = a_{88} = a_{99} \equiv \gamma_v/\theta$$

all other $a_{ij} = 0$.

The characteristic values a_i of a_{ij} are obtained by solving the equation

$$\det (a_{ij} - a \delta_{ij}) = 0$$

The nine roots for a are

$$a_1 = a_2 = a_3 = \gamma_v - \beta_v$$

$$a_4 = a_5 = a_6 = a_7 = a_8 = \gamma_v + \beta_v$$

$$a_9 = 3\alpha_v + \beta_v + \gamma_v$$

In order that the $a_{ij} y_i y_j \geq 0$ to be satisfied for all y_i we must have

$$(\gamma_v - \beta_v)/\theta \geq 0 \quad , \quad (\gamma_v + \beta_v)/\theta \geq 0$$

$$(3\alpha_v + \beta_v + \gamma_v)/\theta \geq 0$$

Hence

Theorem 2. The necessary and sufficient conditions for the inequality (5.7) to be satisfied for all motion are

$$\begin{aligned} (3\lambda_v + 2\mu_v + \kappa_v)/\theta \geq 0 \quad , \quad \mu_v/\theta \geq 0 \quad , \quad \kappa_v/\theta \geq 0 \\ (3\alpha_v + 2\gamma_v)/\theta \geq 0 \quad , \quad -\gamma_v/\theta \leq \beta_v/\theta \leq \gamma_v/\theta \quad , \quad \gamma_v/\theta \geq 0 \end{aligned} \quad (5.8)$$

These are the conditions on the viscosity coefficients. In general we also have $\theta > 0$.

Corollary. The necessary and sufficient condition for the local Clausius-Duhem inequality to be satisfied for all independent processes are (5.8). This result is clear as a combination of Theorems 1 and 2.

6. FIELD EQUATIONS

The differential equations satisfied by ρ , v_k and v_k are given by (2.1) and combinations of (4.14) and (4.17) with (2.2) and (4.9), i.e.,

$$\frac{\partial \rho}{\partial t} + (\rho v_k)_{,k} = 0 \quad (6.1)$$

$$\begin{aligned} -\pi_{,k} + (\lambda_v + \mu_v) v_{l,kl} + (\mu_v + \kappa_v) v_{k,ll} + \kappa_v \epsilon_{klm} v_{m,l} \\ + \rho(f_k - \dot{v}_k) = 0 \end{aligned} \quad (6.2)$$

$$\begin{aligned} (\alpha_v + \beta_v) v_{l,kl} + \gamma_v v_{k,ll} + \kappa_v \epsilon_{klm} v_{m,l} - 2\kappa_v v_k \\ + \rho(l_k - j \dot{v}_k) = 0 \end{aligned} \quad (6.3)$$

where a superposed dot indicates the material differentiation, i.e.

$$\dot{v}_k = \frac{\partial v_k}{\partial t} + v_{k,l} v_l, \quad \dot{v}_k = \frac{\partial v_k}{\partial t} + v_{k,l} v_l \quad (6.4)$$

The partial differential equations (6.1) to (6.3) are the field equations of the micropolar fluids. Under appropriate initial and boundary conditions they are capable of predicting the behavior of such fluids in a unique fashion. The existence and uniqueness theorems must of course be proven in order for the underlying mathematical problem to be "well-posed." Presently we only suggest some

initial and boundary conditions.

Initial conditions at $t = 0$

$$\begin{aligned} \rho(\underline{x}, 0) &= \rho_0(\underline{x}) \\ v_k(\underline{x}, 0) &= v_{0k}(\underline{x}) \\ \omega_k(\underline{x}, 0) &= \omega_{0k}(\underline{x}) \end{aligned} \tag{6.5}$$

where ρ_0 , v_0 and ω_0 are to be prescribed throughout.

Boundary conditions at a rigid boundary

$$\begin{aligned} x(\underline{x}_B, t) &= x_B \\ \omega(\underline{x}_B, t) &= \omega_B \end{aligned} \tag{6.6}$$

where \underline{x}_B is a point on a rigid boundary having prescribed velocity v_B and prescribed micro-rotation vector ω_B . Conditions (6.6) express the assumption of adherence of the fluid to the solid boundary.

Boundary conditions involving prescribed forces and moments

In place of (6.6) we may prescribe boundary forces and moments as expressed by (2.9) and (4.13), i.e.

$$\begin{aligned} t_{kl} n_k &= t_l \\ m_{kl} n_k &= m_l \end{aligned} \tag{6.7}$$

Other types of mixed conditions are possible. The final judgement on these questions requires theoretical work on the question of

existence and uniqueness and experimental work on the flow conditions.

Equations (6.1) to (6.3) are expressed in rectangular coordinates. Vector expressions of these equations useful for work in other systems of coordinates are

$$\frac{\partial \rho}{\partial t} + \nabla \cdot (\rho \underline{v}) = 0 \quad (6.8)$$

$$\begin{aligned} (\lambda_v + 2\mu_v + \kappa_v) \nabla \nabla \cdot \underline{v} - (\mu_v + \kappa_v) \nabla \times \nabla \times \underline{v} + \kappa_v \nabla \times \underline{v} - \nabla \pi \\ + \rho \underline{f} = \rho \left[\frac{\partial \underline{v}}{\partial t} - \underline{v} \times (\nabla \times \underline{v}) + \frac{1}{2} \nabla (\underline{v}^2) \right] \end{aligned} \quad (6.9)$$

$$\begin{aligned} (\alpha_v + \beta_v + \gamma_v) \nabla \nabla \cdot \underline{v} - \gamma_v \nabla \times \nabla \times \underline{v} + \kappa_v \nabla \times \underline{v} \\ - 2\kappa_v \underline{v} + \rho \underline{f} = \rho \underline{j} \dot{v} \end{aligned} \quad (6.10)$$

where \dot{v} does not possess as simple an expression as $\dot{\underline{v}}$. There is, however, no particular difficulty in calculating it through its tensorial form, cf. [2, 17, also Appendix].

We note that for $\kappa_v = \alpha_v = \beta_v = \gamma_v = 0$ and vanishing \underline{f} through (6.3) we get $\dot{v}_k = 0$ and (6.2) reduce to the celebrated Navier-Stokes equations. Note also that for $\kappa_v = 0$ the velocity \underline{v} and the micro-rotation are uncoupled and the global motion is unaffected by the micro-rotations.

The classical Stokes conditions $3\lambda_v + 2\mu_v = 0$ for the micro-polar fluids have the corresponding form

$$3\lambda_v + 2\mu_v + \kappa_v = 0 \quad (6.11)$$

to which we place no great faith.

For an incompressible fluids $\rho = \text{const}$, $\nabla \cdot \underline{v} = 0$ and π is replaced by an unknown pressure p to be determined from the boundary conditions.

The similarity parameters of the micropolar fluids are obtained by non-dimensionalizing equations (6.1) to (6.3). Thus let L and T be respectively some characteristic length and time and

$$\begin{aligned} \bar{x} &= x/L , \quad \bar{t} \equiv t/T , \quad \bar{v} = v/v_0 , \quad \bar{v} = v/v_0 \\ \bar{\pi} &= \pi/\pi_0 , \quad \bar{\rho} = \rho/\rho_0 , \quad \bar{f} = f/f_0 , \quad \bar{j} = j/j_0 \end{aligned} \quad (6.12)$$

are where π_0 , ρ_0 , v_0 , v_0 , f_0 and j_0 /some reference values of π , ρ , $|x|$, $|v|$, $|f|$ and j respectively. Substituting (6.12) into (6.1) to (6.3) and using (6.4) we get the non-dimensional equations

$$n_5 \frac{\partial \bar{\rho}}{\partial \bar{t}} + (\bar{\rho} \bar{v}_k)_{,k} = 0 \quad (6.13)$$

$$\begin{aligned} n_1 \bar{v}_{l,kl} + n_2 \bar{v}_{k,ll} + n_3 \epsilon_{klm} \bar{v}_{m,l} - n_4 \bar{\pi}_{,k} \\ + \bar{\rho} (n_6 \bar{f}_k - n_5 \frac{\partial \bar{v}_k}{\partial \bar{t}} - \bar{v}_{k,l} \bar{v}_l) = 0 \end{aligned} \quad (6.14)$$

$$\begin{aligned} m_1 \bar{v}_{l,kl} + m_2 \bar{v}_{k,ll} + m_3 \epsilon_{klm} \bar{v}_{m,l} - 2m_4 \bar{v}_k \\ + \bar{\rho} (m_6 \bar{f}_k - n_5 \frac{\partial \bar{v}_k}{\partial \bar{t}} - \bar{v}_{k,l} \bar{v}_l) = 0 \end{aligned} \quad (6.15)$$

where

$$\begin{aligned}
 n_1 &\equiv (\lambda_v + \mu_v)/\rho_0 v_0 L, & n_2 &\equiv (\mu_v + \kappa_v)/\rho_0 v_0 L, & n_3 &\equiv \kappa_v v_0/\rho_0 v_0^2 \\
 n_4 &\equiv \pi_0/\rho_0 v_0^2, & n_5 &= L/Tv_0, & n_6 &= f_0 L/v_0^2 \\
 m_1 &\equiv (\alpha_v + \beta_v)/\rho_0 j_0 v_0, & m_2 &= \gamma_v/\rho_0 j_0 v_0, & m_3 &\equiv \kappa_v/\rho_0 j_0 v_0 \\
 m_4 &\equiv \kappa_v L/\rho_0 j_0 v_0, & m_5 &\equiv n_3, & m_6 &\equiv \ell_0 L/j_0 v_0 v_0
 \end{aligned} \tag{6.16}$$

Of these n_1, n_2 are the reciprocal Reynold numbers, n_4, n_5 and n_6 are well-known from the Navier-Stokes theory. The present theory introduces six new numbers namely n_3, m_1, m_2, m_3, m_4 and m_6 . For a given fluid m_1 is proportional to m_2 so that the only new parameters are

$$\begin{aligned}
 n_3 &= \kappa_v v_0/\rho_0 v_0^2, & m_2 &= \gamma_v/\rho_0 j_0 v_0, & m_4 &= \kappa_v L/\rho_0 j_0 v_0 \\
 \bar{m}_3 &= m_4/m_3 = v_0 L/v_0, & m_6 &= \ell_0 L/j_0 v_0 v_0
 \end{aligned} \tag{6.17}$$

The four of these new similarity parameters represents the relative importance of rotational viscosities to the inertia terms and the fifth \bar{m}_3 the relative micro-rotation velocity to the velocity.

7. FLOW OF MICROPOLAR FLUIDS IN A CIRCULAR PIPE

Here we give the solution of the field equations (6.8) to (6.10) for a steady motion of micropolar fluids in a circular channel. The appropriate coordinate system for this problem is the cylindrical coordinates (r, θ, z) with z taken along the axis of the pipe. For a steady flow we seek to determine the velocity and micro-rotation components

$$\begin{aligned} v_r = v_\theta = 0 & \quad , & \quad v_z = w(r) \\ \varphi_r = \varphi_z = 0 & \quad , & \quad \varphi_\theta = \varphi(r) \end{aligned} \quad (7.1)$$

Equation of continuity (6.8) is satisfied identically for $\rho = \text{const.}$ and (6.9) and (6.10) with $\underline{f} = \underline{l} = 0$ give $p_{,r} = p_{,\theta} = 0$ and

$$(\mu_v + \kappa_v) (rw')' + \kappa (rv)' = rp_{,z} \quad (7.2)$$

$$\gamma_v (v' + r^{-1}v)' - \kappa_v w' - 2\kappa_v v = 0 \quad (7.3)$$

where a superposed prime indicates differentiation with respect to r . We also used p to denote hydrostatic pressure in place of π .

From (7.1) we solve for w' . Hence

$$w' = (\mu_v + \kappa_v)^{-1} \left(-\kappa_v v + \frac{r}{2} p_{,z} \right) + C_1 r^{-1} \quad (7.4)$$

Next substitute w' into (7.3). This gives

$$v'' + \frac{1}{r}v' - \left(k^2 + \frac{1}{r^2} \right) v = Pr \quad (7.5)$$

where

$$k \equiv \left(\frac{2\mu_v + \kappa_v}{\mu_v + \kappa_v} \cdot \frac{\kappa_v}{\gamma_v} \right)^{1/2}, \quad P \equiv \frac{\kappa_v}{2(\mu_v + \kappa_v)\gamma_v} \frac{dp}{dz} \quad (7.6)$$

The general solution of (7.5) is found to be

$$v = A I_1(kr) + B K_1(kr) - Pk^{-2}r \quad (7.7)$$

where $I_1(\rho)$ and $K_1(\rho)$ are modified Bessel functions of first order and first and second kind respectively. Substituting this into (7.4), and integrating the result we obtain

$$w = \kappa_v (\mu_v + \kappa_v)^{-1} k^{-1} [-A I_0(kr) + B K_0(kr)] \\ + \frac{1}{2} (2\mu_v + \kappa_v)^{-1} P r^2 + C_1 \log r + C \quad (7.8)$$

where I_0 and K_0 are modified Bessel functions of zeroth order and first and second kind respectively and C is an arbitrary constant.

Both w and v must be bounded at $r = 0$. Since $K_0(kr)$, $K_1(kr)$ and $\log r$ become infinite for $r = 0$ we must have $B = C_1 = 0$. We assume that the fluid sticks to the boundary $r = a$, i.e.,

$$w(a) = 0, \quad v(a) = 0 \quad (7.9)$$

Using (7.7) and (7.8) we determine A and C leading to the solution

$$w/w_0 = 1 - \rho^2 + \frac{\kappa_v}{\mu_v + \kappa_v} \frac{1}{\lambda} \frac{I_0(\lambda)}{I_1(\lambda)} \left[\frac{I_0(\lambda\rho)}{I_0(\lambda)} - 1 \right] \quad (7.10)$$

$$va/w_0 = \rho - \frac{I_1(\lambda_0)}{I_1(\lambda)} \quad (7.11)$$

where

$$w_0 = -a^2 (2\mu_v + \kappa_v)^{-1} \frac{dp}{dz}$$

$$\rho = r/a \quad (7.12)$$

$$\lambda = ka = \left(\frac{2\mu_v + \kappa_v}{\mu_v + \kappa_v} \cdot \frac{\kappa_v}{\gamma_v} \right)^{1/2} a$$

Here w_0 is the maximum velocity in the classical Poiseuille flow which occurs at $r = 0$. The solution (7.10) goes into the classical Poiseuille flow for $\kappa_v = 0$ and (7.11) gives $v = 0$.

According to (5.8) with $\theta > 0$ we have μ_v , κ_v and γ_v non-negative. Thus λ is a real number. For various values of λ we give on Fig. 4 plots of velocity difference from the classical Poiseuille flow and on Fig. 5 vh/w_0 . From Fig. 4 as well as Fig. 3 we see that the velocity profile is no longer parabolic. Moreover the velocity here is smaller than that of the classical Navier-Stokes fluids. Of course, micro-rotation v is altogether missing in the Navier-Stokes theory.

The non-vanishing components of the stress tensor and those of the couple stress are obtained through expressing (4.14) and (4.17) in cylindrical coordinates. Hence

$$t_{rr} = t_{\theta\theta} = t_{zz} = -p$$

$$t_{rz} = \frac{1}{2} \frac{dp}{dz} a \rho$$

$$t_{zr} = \frac{1}{2} \frac{dp}{dz} a \left[\rho - \frac{\kappa_v}{\mu_v + \kappa_v} \frac{I_1(\lambda\rho)}{I_1(\lambda)} \right] \quad (7.13)$$

$$\begin{aligned} m_{\theta r} &= (\beta_v w_o / 2a) \left[1 + \frac{I_1(\lambda\rho)}{\rho I_1(\lambda)} - \frac{\lambda I_0(\lambda\rho)}{I_1(\lambda)} \right] \\ &= (\gamma_v / \beta_v) m_{r\theta} \end{aligned}$$

We note that $t_{rz} \neq t_{zr}$ whenever $\kappa_v \neq 0$.

On Figs. 6 to 7 are shown the surface tractions and couples on the fluid surface adjacent to the wall at $\rho = 1$ for $dp/dz < 0$, $\beta_v < 0$ and of course $\gamma_v > 0$. The shearing stress t_{rz} has the same expression as in the classical theory. However the existence of the distributed couples $m_{\theta r}$ on the fluid surface/will produce an effect in a thin layer near the wall, equivalent to reduction of the surface shear. Clearly then the present theory gives rise to a boundary layer phenomena not present in the Navier-Stokes theory. This new boundary layer is controlled with the parameter λ .

We believe that the theory of micropolar fluids opens up a very worthwhile branch of fluid mechanics. It should find important applications dealing with a variety of fluids. It should, in particular cast new directions in the theory of turbulence. Rich theoretical and experimental studies are awaiting the future workers.

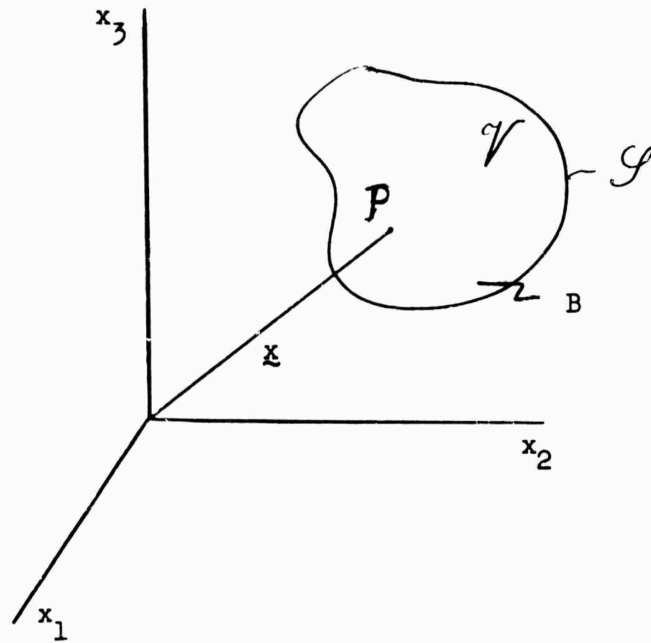


Fig. 1 Coordinates

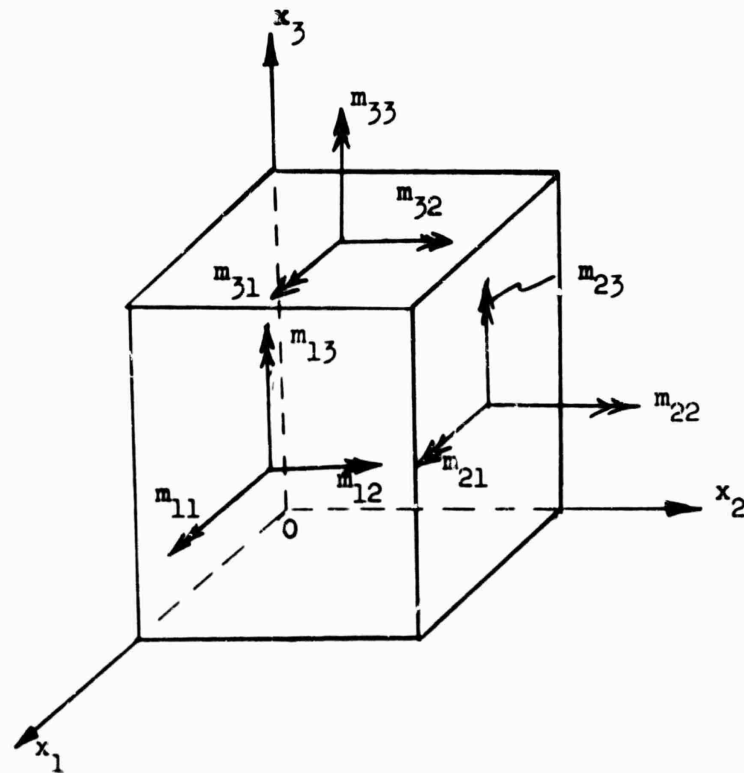


Fig. 2 Positive Couple Stress Components

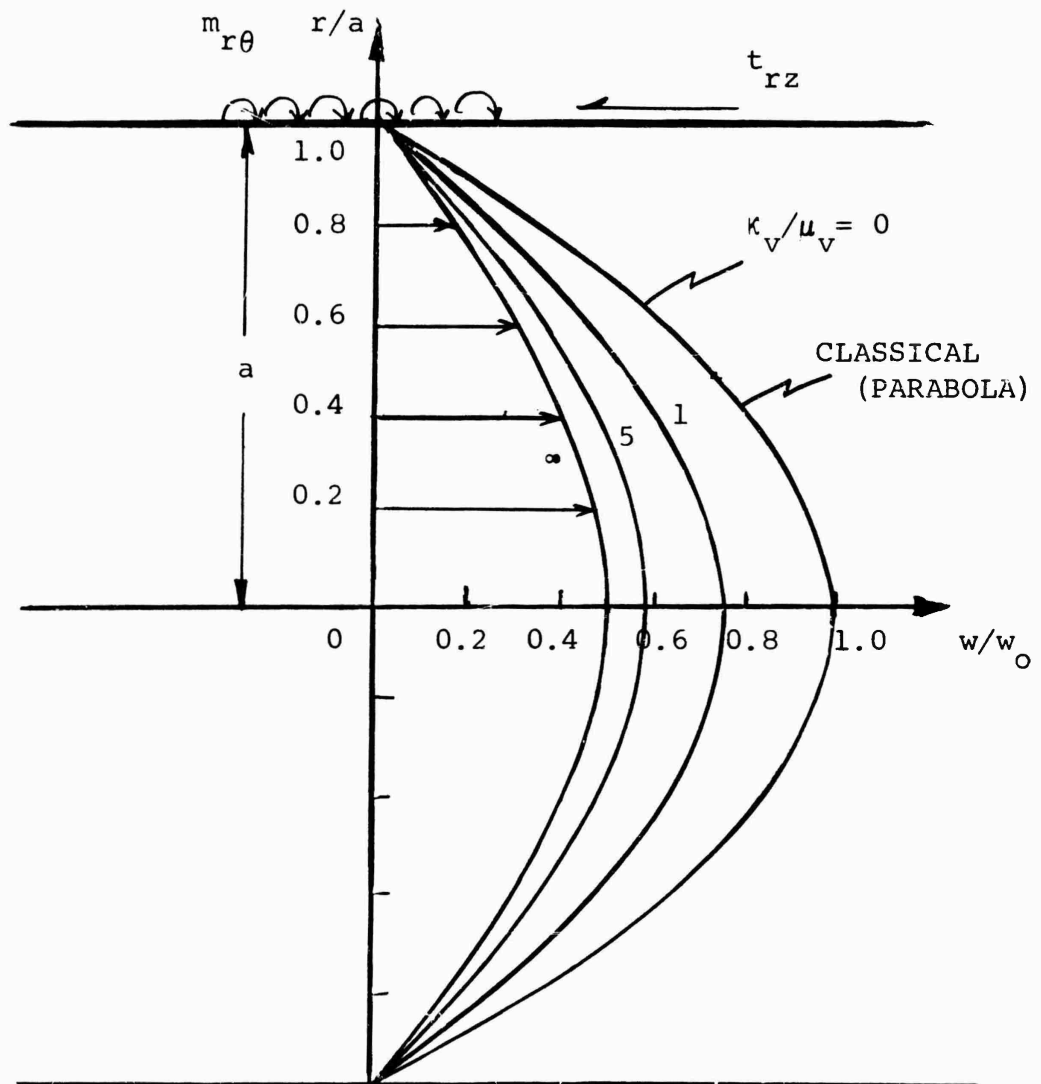


Fig. 3 Velocity Profile

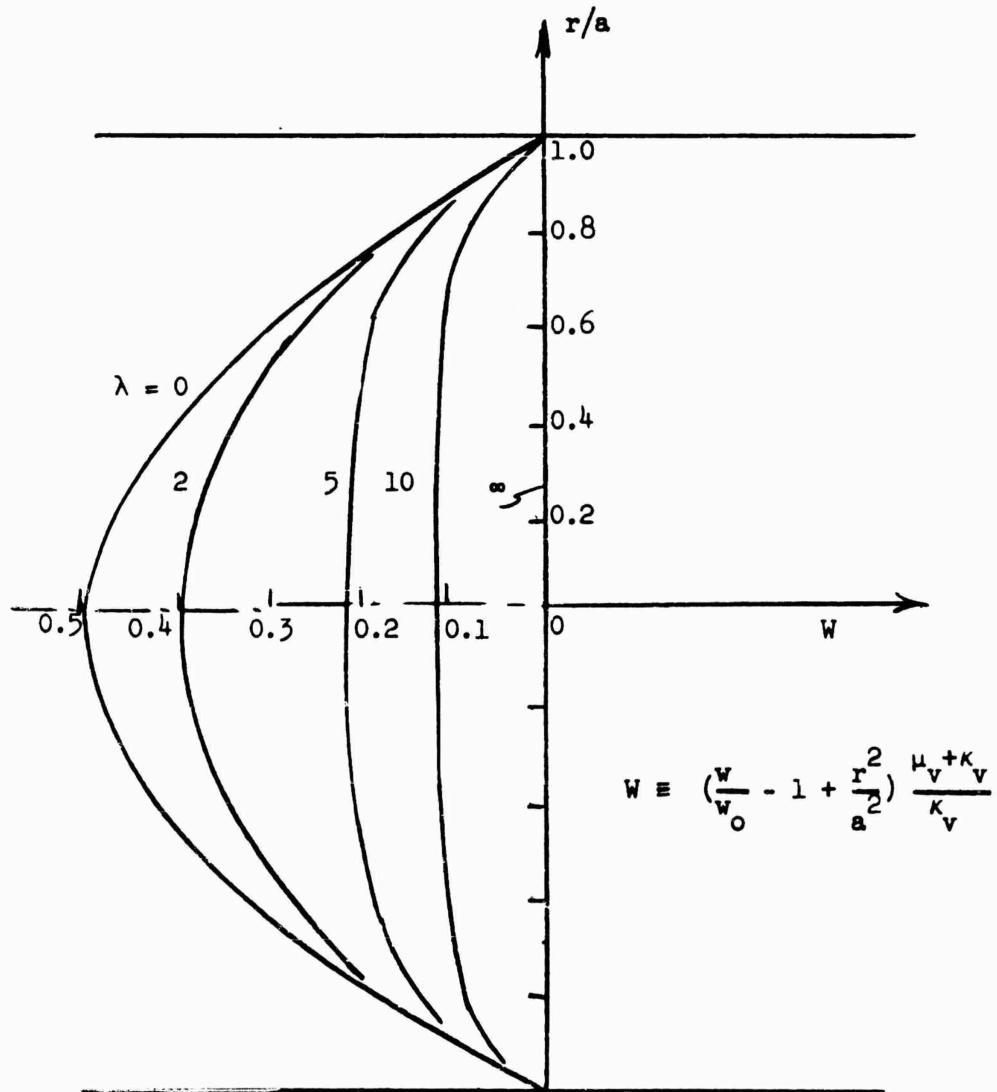


Fig. 4 Adverse Microflow

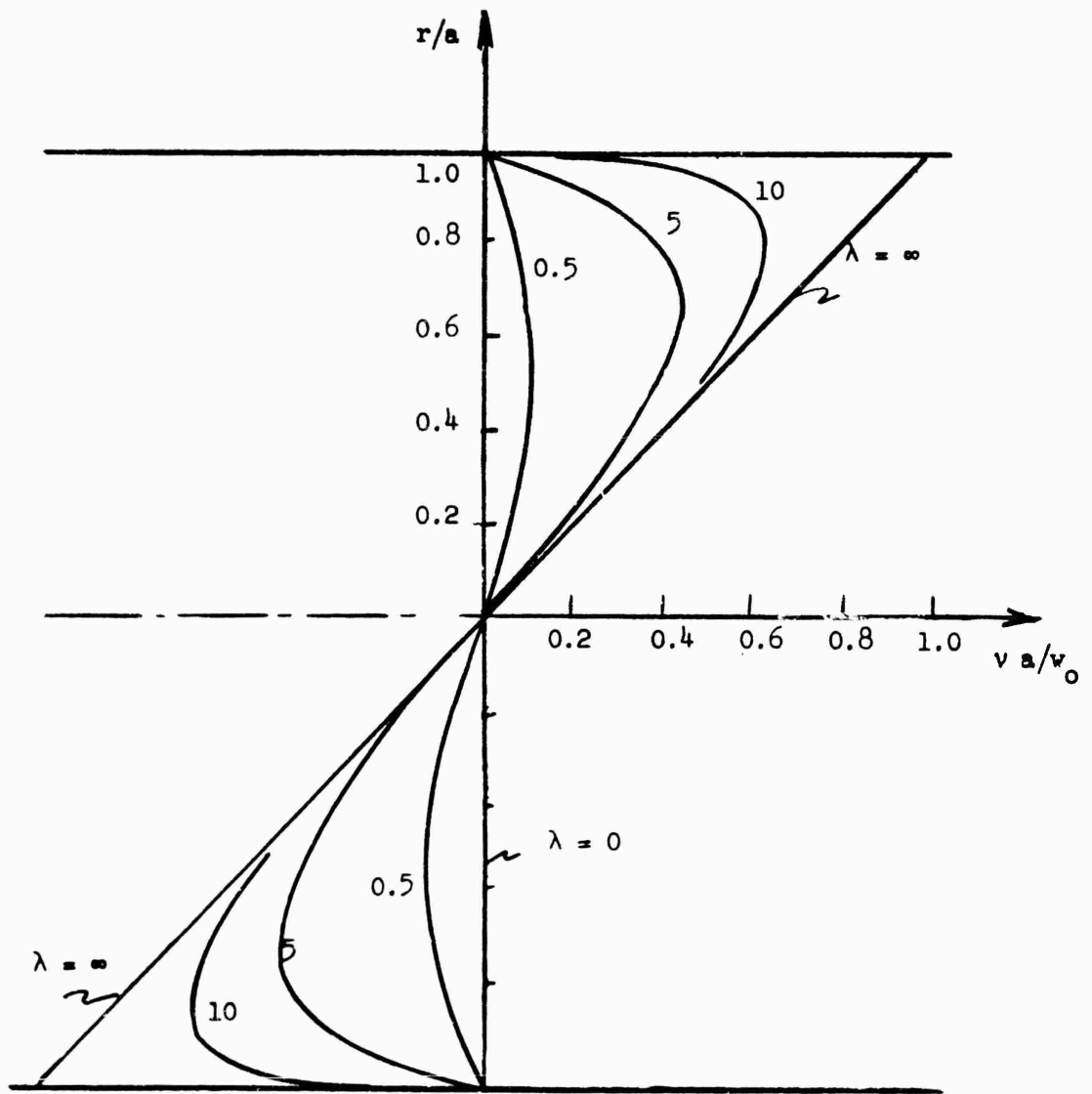


Fig. 5 Micro-Rotation

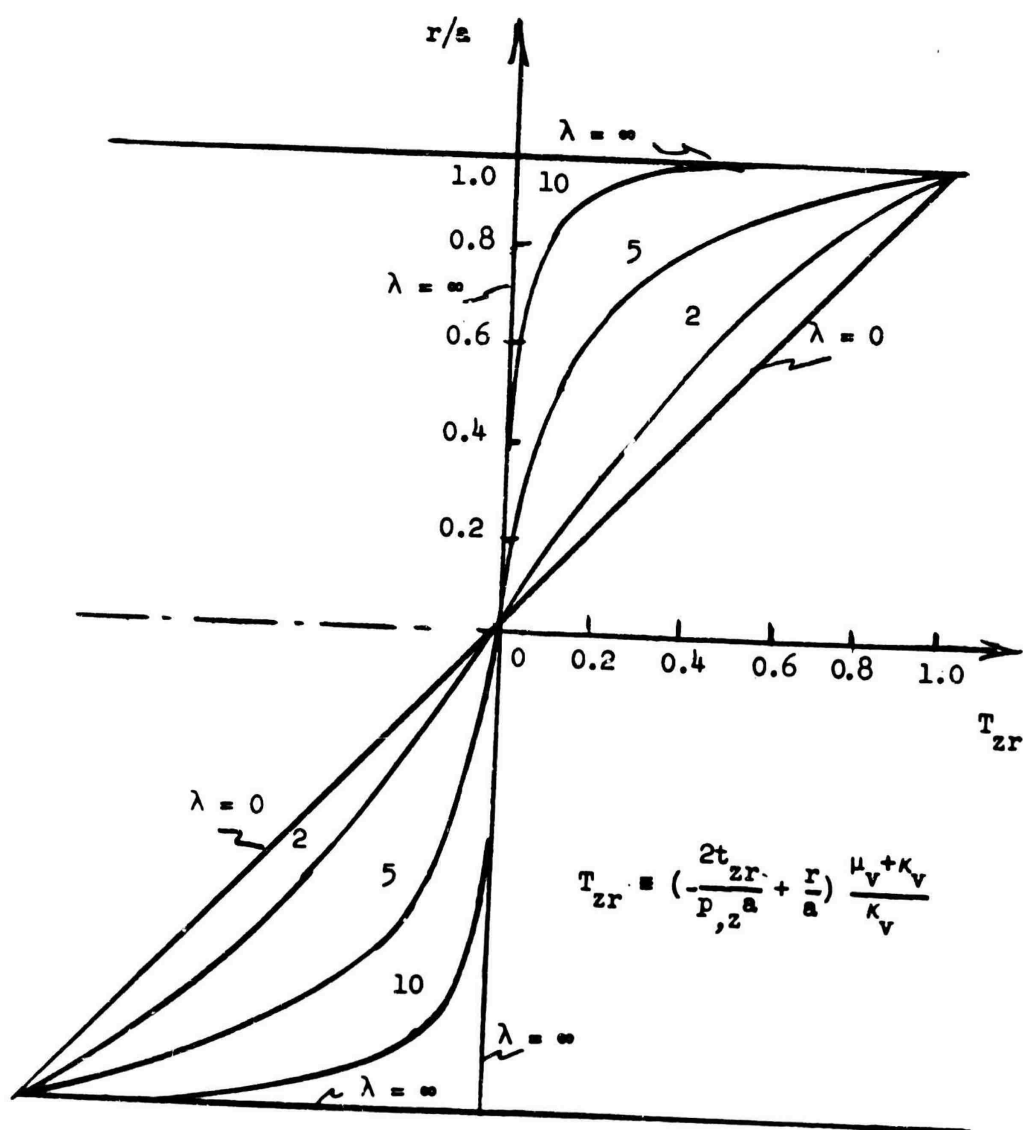


Fig. 6 Shear Stress Difference

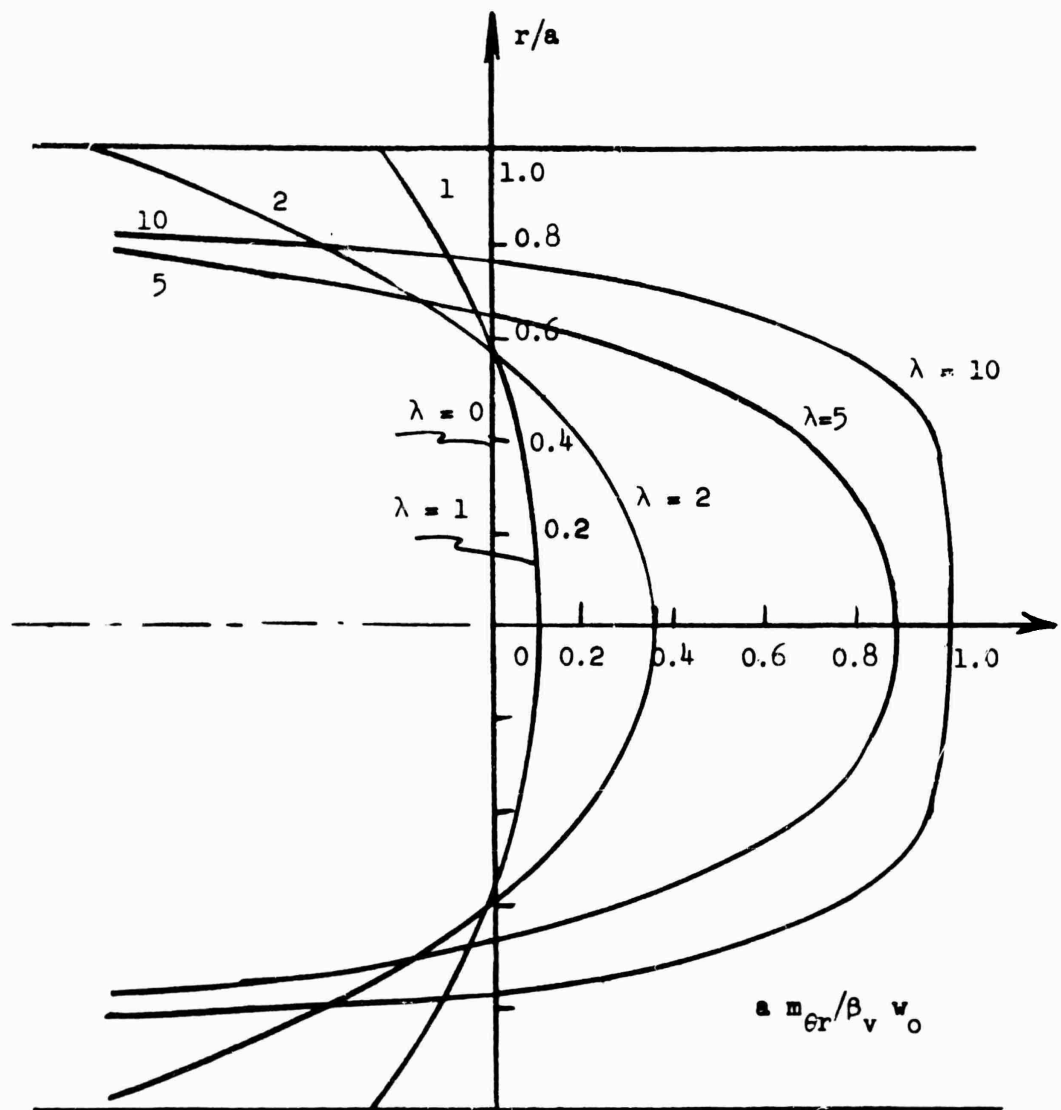


Fig. 7 Couple Stress

Contributing Personnel:

Dr. A. C. Eringen, Professor

School of Aeronautics, Astronautics and Engineering
Sciences

Respectfully submitted,



A. Cemal Eringen



Paul E. Stanley, Interim Head
School of Aeronautics, Astronautics
and Engineering Sciences