

UNCLASSIFIED

AD NUMBER

AD466373

LIMITATION CHANGES

TO:

Approved for public release; distribution is unlimited. Document partially illegible.

FROM:

Distribution authorized to U.S. Gov't. agencies and their contractors;
Administrative/Operational Use; 30 MAR 1965.
Other requests shall be referred to Defense Advanced Research Projects Agency, 675 North Randolph Street, Arlington, VA 22203-2114.
Document partially illegible.

AUTHORITY

ARPA ltr dtd 6 Nov 1972

THIS PAGE IS UNCLASSIFIED

CATALOGED BY: DDC

466373

AS AD 115

X-RAY TRANSPORT - II

(BOUND ELECTRON SCATTERING)

KN-65-119(R)

30 March 1965

DDC
JUL 21 1965

TISIA B



**Kaman
Nuclear**

COLORADO SPRINGS, COLORADO

A DIVISION OF KAMAN AIRCRAFT CORPORATION

**BEST
AVAILABLE COPY**

NOTICE: When government or other drawings, specifications or other data are used for any purpose other than in connection with a definitely related government procurement operation, the U. S. Government thereby incurs no responsibility, nor any obligation whatsoever; and the fact that the Government may have formulated, furnished or in any way supplied the said drawings, specifications, or other data is not to be regarded by implication or otherwise as in any manner licensing the holder or any other person or corporation, or conveying any rights or permission to manufacture, use or sell any patented invention that may in any way be related thereto.



A DIVISION OF KAMAN AIRCRAFT CORPORATION
GARDEN OF THE GODS RD, COLORADO SPRINGS, COLO



X-RAY TRANSPORT - II
(BOUND ELECTRON SCATTERING)

KN-65-119(R)

30 March 1965

Marvin E. Donaldson
E. Michael Henry
Wm. J Veigele

SUBMITTED TO: Advanced Research Projects Agency
Order Number 343-62
Project Code Number 7200
Contract SD-135

FOREWORD

This is the second in a series of reports pertaining to the general problem of x-ray transport through media in which scattering as well as absorption occurs. In particular, this report treats the phenomenology of scattering from bound electrons and applies the results to air.

A B S T R A C T

The phenomenology of generic Compton Scattering, including free and bound electrons, is discussed in terms of the atomic form factor and incoherent scattering function.

Using Thomas-Fermi data for these functions, average and differential collision cross sections have been calculated for air for incident photon energies from 0.01 to 1000 kev. An electron binding factor ${}_a\Sigma$ is defined, which, when multiplied into Klein-Nishina free electron collision cross sections, introduces the effect of electron binding.

LIST OF FIGURES

1. Incoherent, Coherent, and Total Scattering Average Collision Cross Sections for Air.
2. Incoherent, Coherent, and Total Scattering Differential Collision Cross Sections for Air at 5 kev.
3. Incoherent, Coherent, and Total Scattering Differential Collision Cross Sections for Air at 10 kev.
4. Incoherent, Coherent, and Total Scattering Differential Collision Cross Sections for Air at 50 kev.
5. Electron Binding Factor for Air.

LIST OF TABLES

- I. Incoherent, Coherent, and Total Scattering Average Collision Cross Sections and Electron Binding Factor for Air.

TABLE OF CONTENTS

Foreword

Abstract

List of Figures

List of Tables

I. Introduction

II. Scattering Phenomenology

A. Compton (Incoherent) Scattering

B. Rayleigh (Coherent) Scattering

C. Total Scattering

III. Atomic Form Factor

IV. Incoherent Scattering Function

V. Results of Computations

A. Incoherent Scattering

B. Coherent Scattering

C. Total Scattering

D. Electron Binding Factor

VI. Discussion of Results

Footnotes

X-RAY TRANSPORT - II

BOUND ELECTRON SCATTERING *

I. INTRODUCTION

In a previous report¹, Compton scattering was discussed and reference was made to the influence of electron binding on scattering of x-rays. This report extends the discussions in Reference 1 by describing the phenomenology of Compton bound electron and Rayleigh scattering, introducing a model for calculating their effects, tabulating data for cross sections for air, and introducing a factor a_{Σ} called the Electron Binding Factor (EBF) by which one multiplies Klein-Nishina collision cross sections per electron $e\sigma_{KN}$ to obtain corrected scattering collision cross sections per atom.

II. SCATTERING PHENOMENOLOGY

Compton effect discussions make clear the conservation of relativistic energy and momentum and the shift to longer wavelengths of scattered photons in a manner dependent on scattering angle θ but independent of the scatterer atomic number Z . It is true that Compton's description of the event² is independent of Z , but the generic phenomenon usually referred to as Compton scattering (which includes actual performance of an experiment) does depend on Z . This dependence is due to binding of electrons in atoms whereas Compton's discussion is for free electrons.

A. Compton (Incoherent) Scattering

The probability of a free electron scattering a photon $h\nu_0$ into a solid angle $d\Omega$ at θ is given by the Klein-Nishina equation

* Supported in part by Navy Special Projects Office,
Washington, D. C.

$$d(\sigma_{KN}) = (r_0^2/2) \left[\frac{1}{1 + \alpha (1 - \cos \theta)} \right]^2 (1 + \cos^2 \theta) \left\{ 1 + \frac{\alpha^2 (1 - \cos \theta)^2}{(1 + \cos^2 \theta) [1 + \alpha (1 - \cos \theta)]} \right\} d\Omega, \quad (1)$$

$$\equiv g(\alpha, \theta) d\Omega$$

where r_0 = electron radius, $\alpha = h\nu_0/m_0c^2$, and m_0 = electron rest mass.

The incoherent scattering probability may be considered the product of probabilities of two mutually exclusive events: first, that the photon is scattered into $d\Omega$ at θ with a transfer of momentum \vec{q} to the electron; and, second, that after receiving the momentum, the electron will absorb energy and recoil. The first probability is given by $g(\alpha, \theta)$, and for a free electron (transferred momentum \gg initial electron momentum) the second probability is unity. If the electron were in an atom, then for incident photon energies approaching binding energies, E_e , the probability of the electron's absorbing sufficient energy to recoil free of the atom decreases. The electron is more likely only to be raised to another bound level. This may be described by a probability function called the incoherent scattering function $S(\vec{q}, Z) \equiv S(\alpha, \theta, Z)$ which decreases from one to zero as \vec{q} decreases (or Z increases), and in which the binding energy is given in terms of Z .

Compton scattering per atom, including that from bound electrons, then may be described by

$$d_a \sigma_{\text{incoh}} = Z g(\alpha, \theta) S(\alpha, \theta, Z) d\Omega \quad (2)$$

with an average incoherent collision cross section per atom,

$$a \sigma_{\text{incoh}} = \int Z g(\alpha, \theta) S(\alpha, \theta, Z) d\Omega. \quad (3)$$

Another consequence of electron binding is that the shift to longer wavelength of the scattered photon is less than the shift due to scattering from a free electron.

For a free electron it is given by

$$\lambda' - \lambda_0 = (h/m_0 c) (1 - \cos \theta) \quad (4)$$

but for a bound electron it is

$$\lambda'' - \lambda_0 = (h/m_0 c) (1 - \cos \theta) - \lambda_0^2 D \quad (5)$$

where $D = b B_e / hc$ in which³ $b \approx 1$ and B_e = binding energy.

The effect of this "defect in the Compton shift" on the transport of photons in air is presently being investigated and will be included in a future Kaman Nuclear X-Ray transport document.

B. Rayleigh (Coherent) Scattering

When incident photon energy is low enough, compared to the electron's binding energy, so that insufficient energy is transferred even for excitation of the electron to a higher bound level the atom as a whole absorbs the momentum, the

scattered photon wavelength is not shifted, and scattering from all electrons in an atom is Rayleigh (coherent) scattering. For the most tightly bound electrons ($h\nu_0 \ll B_e$) the probability per electron of scattering into $d\Omega$ at θ is the classical Thomson (coherent) scattering, where

$$d_e \sigma_{\text{Thom}} = (r_0^2/2) (1 + \cos^2 \theta) d\Omega = h(\theta) d\Omega. \quad (6)$$

In a manner analogous to that for Compton scattering we consider Rayleigh scattering as made up of two probabilities. The first is the Thomson function, $h(\theta)$, and the second is a function of the atomic form factor which describes the relative degree of electron binding in terms of the incident photon energy and Z of the scatterer. This second factor is the probability that the Z electrons will absorb momentum \vec{q} with no increase in energy. It describes the qualitative concept that as $h\nu_0$ increases the electrons of the atom appear to the incoming photon to be less tightly bound, until in the high energy limit the electrons are considered to be free. Thus the function varies from one (tight binding) to zero (free) as the incident energy increases (or Z decreases).

By incorporating this form factor function into the Thomson scattering equation, then, one can describe Rayleigh scattering per atom by

$$d_a \sigma_{\text{coh}} = h(\theta) [F(\alpha, \theta, Z)]^2 d\Omega, \quad (7)$$

with an average coherent collision cross section per atom

$$a \sigma_{\text{coh}} = \int h(\theta) [F(\alpha, \theta, Z)]^2 d\Omega. \quad (8)$$

C. Total Scattering

Total scattering per atom then is given by the probability of scattering into $d\Omega$ at θ ;

$$d_a \sigma_T = \left\{ Zg(\alpha, \theta)S(\alpha, \theta, Z) + h(\theta) [F(\alpha, \theta, Z)]^2 \right\} d\Omega$$

$$= f_a(\alpha, \theta, Z) d\Omega. \quad (9)$$

The average total collision cross section per atom for scattering then is

$$a\sigma_T = \int f_a(\alpha, \theta, Z) d\Omega. \quad (10)$$

From the discussions above in Sections II.A and II.B we see that S and F are related, F being the more fundamental. They compete and there is some energy region where their contributions to the total cross section are comparable. Their relationship is discussed below in Section IV.

Scattering is influenced by anomalous dispersion which occurs near absorption edges of materials. This effect which has been neglected here, should be considered when for a particular problem a material and photon energy are selected.

III. ATOMIC FORM FACTOR

For an atom with atomic number Z the atomic form factor is defined as the matrix element

$$F(\alpha, \theta, Z) = F(\vec{q}, Z) = \langle 0 | \sum_{j=1}^Z e^{i\vec{q} \cdot \vec{r}_j} / \hbar | 0 \rangle, \quad (11)$$

where o represents the atomic ground state and \vec{r}_j is the vector from the nucleus to the j th electron. $F(\alpha, \theta, Z)$ represents the ratio of the amplitude of the coherent scattering from an atom to that from a free electron. The scattering intensity ratio is given by F^2 .

Various models used for calculating F have been reported and reviews of the literature are available.⁴ We select the Thomas-Fermi model^{5,6}, which represents a qualitative average of the others, describing F as a function of the variable⁵

$$u = 2(137/Z^{1/3}) \alpha \sin(\theta/2). \quad (12)$$

Values for F/Z from Nelms and Oppenheim⁴ are plotted in Reference 1.

IV. INCOHERENT SCATTERING FUNCTION

This function is the probability that an atom is raised to an excited state as a result of a transfer of momentum \vec{q} and is given by the sum over excited states of the squares of the generalized form factors, divided by Z , or

$$S(\alpha, \theta, Z) = S(\vec{q}, Z) = \frac{1}{Z} \sum_{\epsilon \neq 0} \left[\langle \epsilon | \sum_{j=1}^Z e^{i\vec{q} \cdot \vec{r}_j} / \hbar | o \rangle \right]^2, \quad (13)$$

in which ϵ represents excited states. The relation between the incoherent scattering function, S , and the coherent scattering function, F^2/Z , is now evident. The coherent scattering function is the ground state term in the summation over states shown in Equation (13). The matrix element

between ground states involves no energy change, thus coherence, while the remainder of the summation (over the excited states) involves terms implying energy shifts, the incoherent part of the scattering.

Thomas-Fermi data from Grodstein⁷ are plotted in Reference (1) for $S = S(v)$, where

$$v = (2/3) (137/Z^{2/3}) \alpha \sin (\theta/2). \quad (14)$$

V. RESULTS OF COMPUTATIONS

Computations were performed with programs written in Fortran for Control Data 1604 and 3400 computers.

A steepest descent curve fit program was developed and the Thomas-Fermi data for S and F^2/Z were fitted to empirical functions to within 10%. These were used for computing $\int g \sin \theta$ and $\int h(F^2/Z) d\theta$ and results compared to those obtained using the data only. Differences of up to an order of magnitude were observed. This is because integration over θ from zero to π results in integration over u or v from zero to some restricted value depending on α and Z resulting in integration over restricted values of the empirical functions for S or F^2/Z so that errors are not averaged but may accumulate.

A. Incoherent Scattering

Using the data of Grodstein⁷ in Equation (3) we get $a\sigma_{\text{incoh}}$ for air which is listed in Table I and plotted in Figure 1. Photoelectric absorption cross sections σ^{PE} have been included for comparison. The differential collision cross section $d(a\sigma_{\text{incoh}})/c\theta$ for air at three different energies is shown in Figures (2), (3), and (4). Cross sections for materials other than air are published in Part III of this series of reports⁸.

TABLE T

INCOHERENT, COHERENT, AND TOTAL SCATTERING
AVERAGE COLLISION CROSS SECTIONS
AND ELECTRON BINDING FACTORS FOR AIR

$h\nu_0$ (kev)	$a\sigma_{\text{incoh}}$ (cm^2/atom)	$a\sigma_{\text{coh}}$ (cm^2/atom)	$a\sigma_{\text{T}}$ (cm^2/atom)	$a\Sigma$
0.1	1.580-025	3.435-023	3.451-023	5.190+001
.2	3.005-025	3.365-023	3.395-023	5.108+001
.4	5.435-025	3.227-023	3.282-023	4.941+001
.6	7.489-025	3.093-023	3.168-023	4.773+001
.8	9.277-025	2.962-023	3.055-023	4.606+001
1.0	1.086-024	2.832-023	2.941-023	4.438+001
2	1.683-024	2.197-023	2.365-023	3.583+001
4	2.438-024	1.376-023	1.620-023	2.473+001
6	2.915-024	9.330-024	1.125-023	1.884+001
8	3.232-024	6.736-024	9.968-024	1.545+001
10	3.451-024	5.072-024	8.524-024	1.331+001
20	3.914-024	1.905-024	5.819-024	9.415+000
40	3.927-024	6.292-025	4.556-024	7.872+000
60	3.768-024	3.152-025	4.083-024	7.483+000
80	3.602-024	1.878-025	3.790-024	7.326+000
100	3.449-024	1.240-025	3.573-024	7.252+000
200	2.890-024	3.270-026	2.923-024	7.190+000
400	2.278-024	8.421-027	2.287-024	7.220+000
600	1.932-024	3.851-027	1.935-024	7.235+000
800	1.700-024	2.578-027	1.702-024	7.244+000
1000	1.529-024	1.915-027	1.531-024	7.250+000

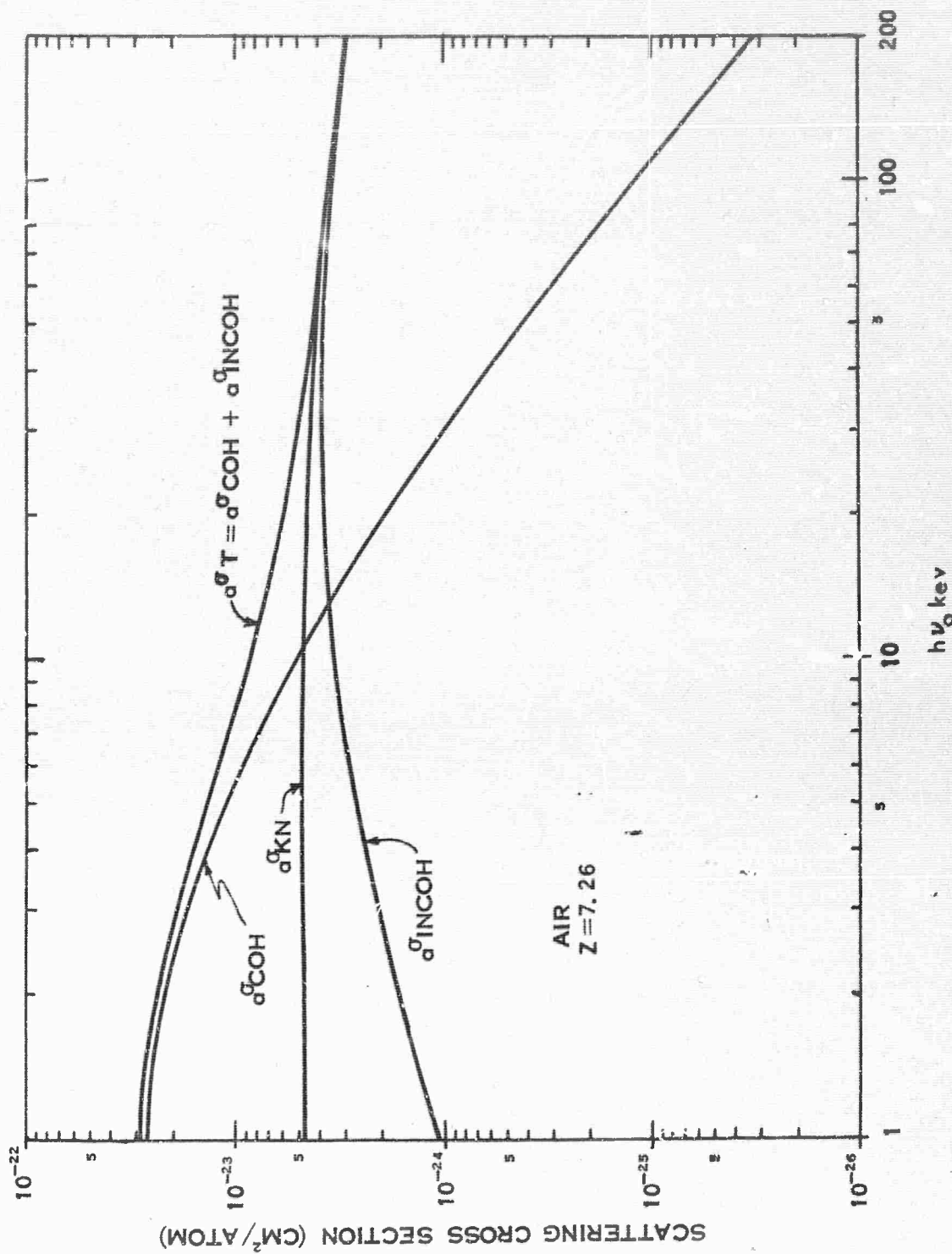
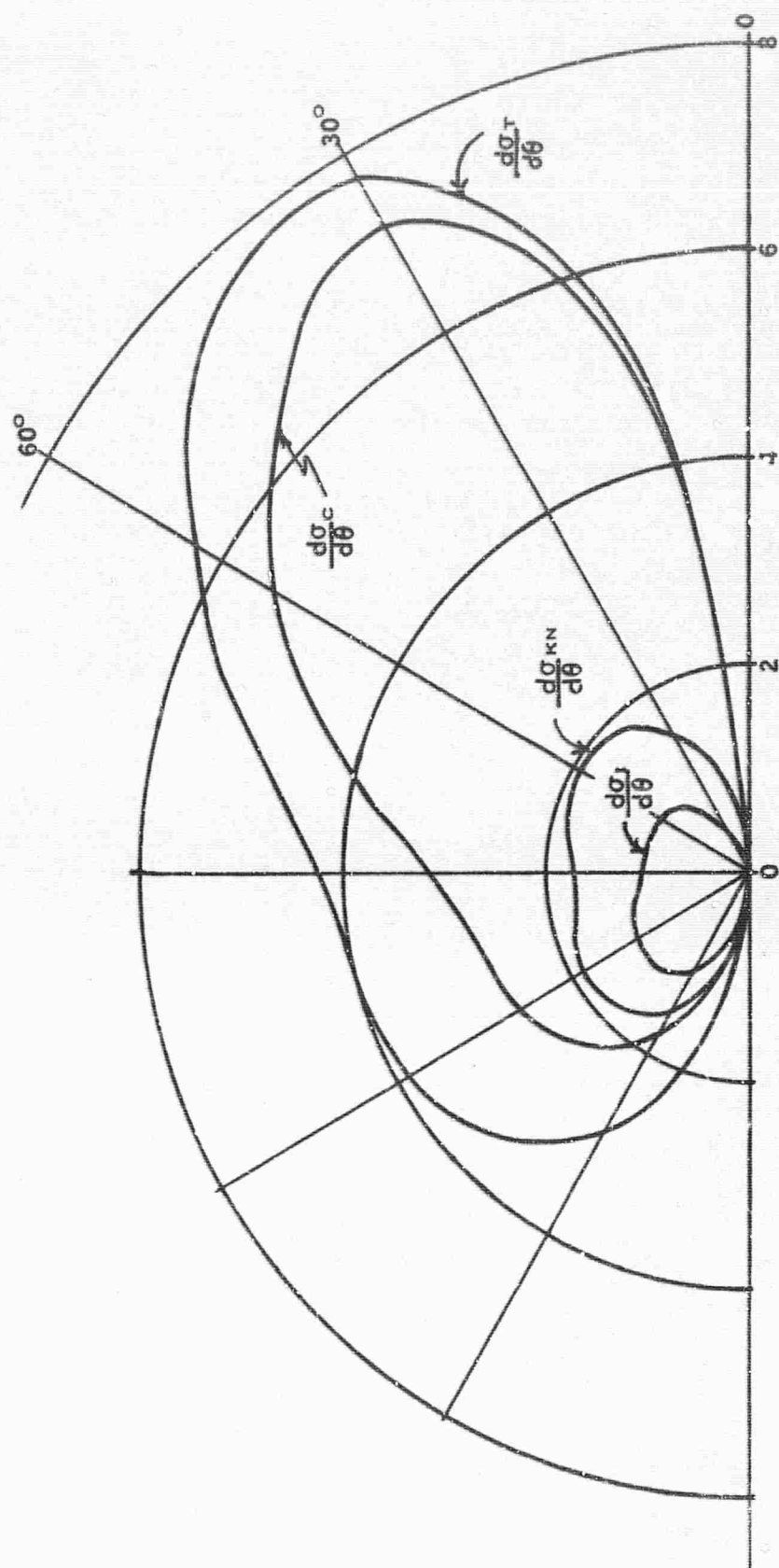


FIGURE (1)



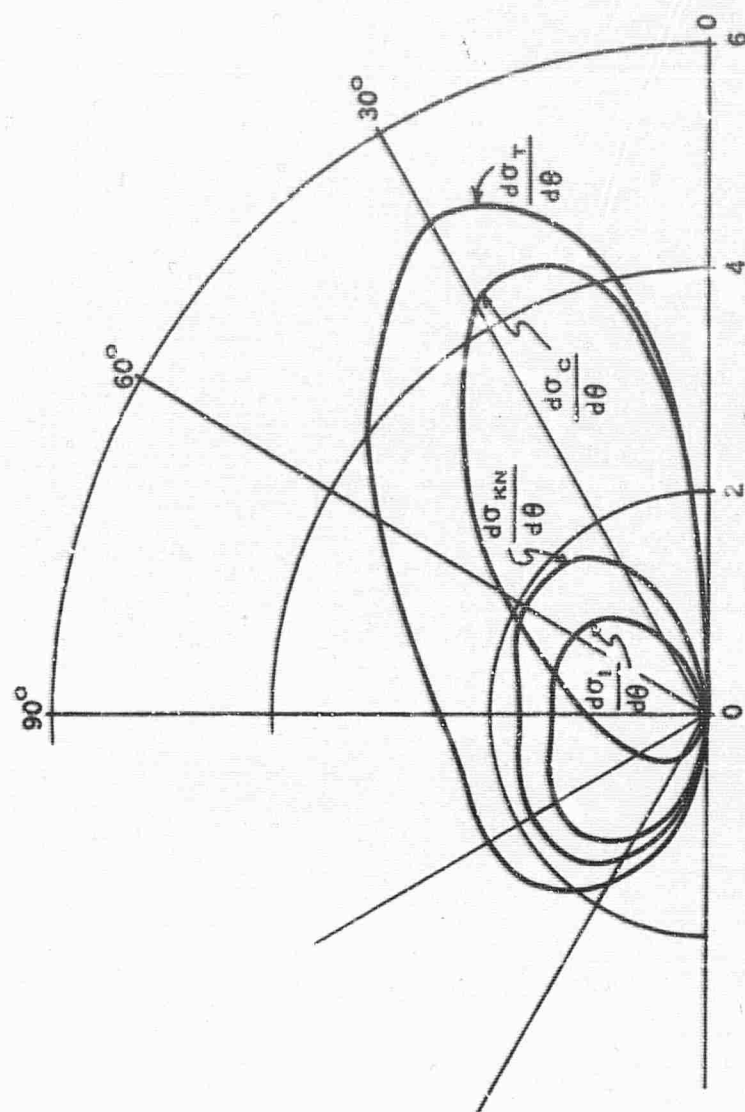
$\frac{d\sigma}{d\theta}$ IN 10^{-24} CM²/RADIAN-ATOM

AIR

$Z = 7.26$

$h\nu_0 = 5 \text{ kev}$

FIGURE (2)



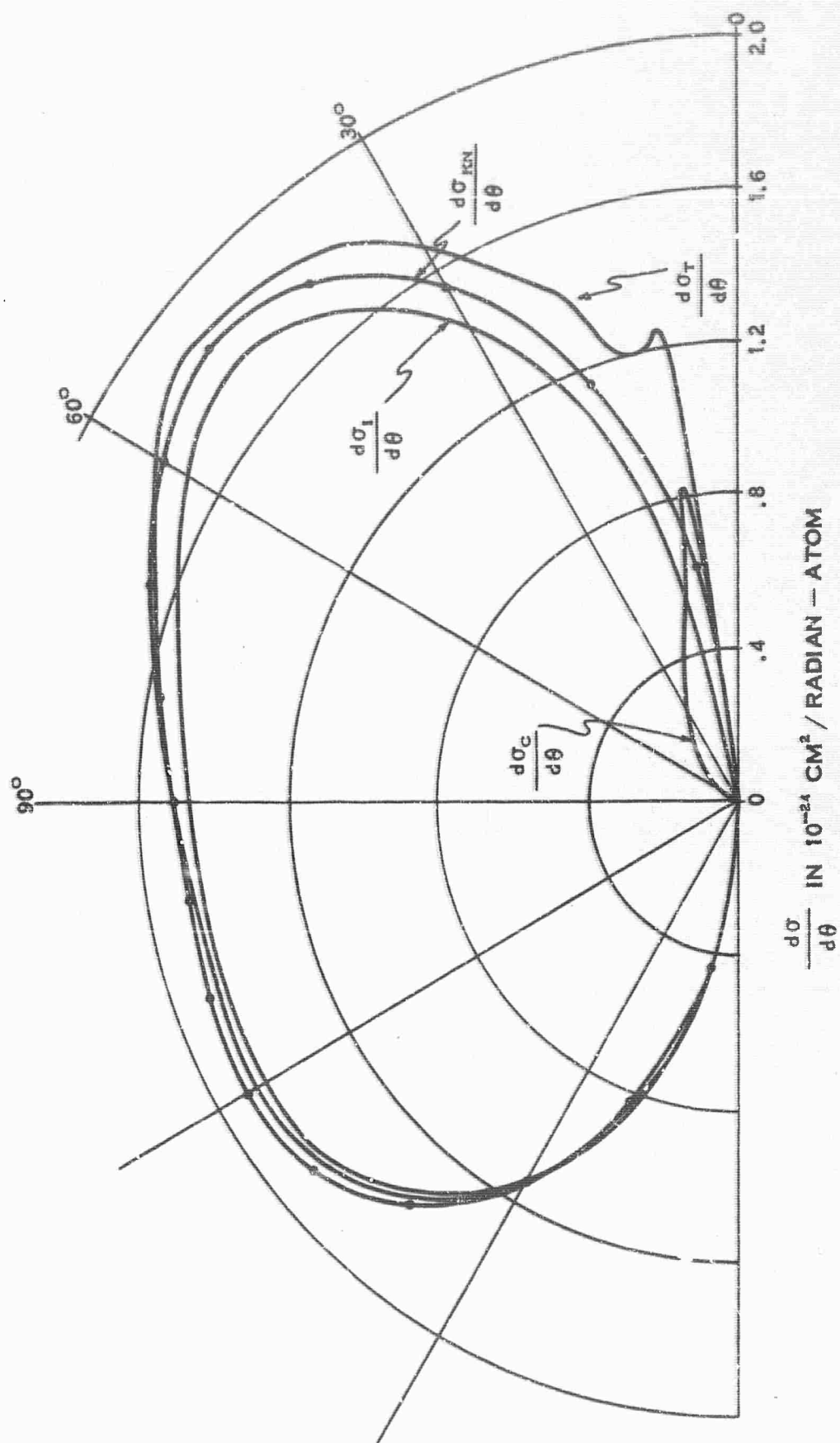
$\frac{d\sigma}{d\theta}$ IN 10^{-24} CM²/RADIAN - ATOM

AIR

$Z = 7.26$

$h\nu_0 = 10$ kev

FIGURE (3)



AIR
 $Z = 7.26$
 $h\nu_0 = 50$ kev
 FIGURE (4)

B. Coherent Scattering

Using the data of Nelms and Oppenheim⁴ in Equation (8) we get $a\sigma_{coh}$ for air which is listed in Table I and plotted in Figure 1, and $d(a\sigma_{coh})/d\theta$ is shown in Figures (2), (3), and (4). See Reference 8 for materials other than air.

C. Total Scattering

From Equation (1) $a\sigma_T$ for air was calculated, listed in Table I, and plotted in Figure 1. Figures (2), (3), and (4) show $d(a\sigma_T)/d\theta$. See Reference 8 for materials other than air.

D. Electron Binding Factor

Klein-Nishina free electron collision cross sections per electron $e\sigma_{KN}$ are generally available; therefore, it is convenient to define a quantity, here called the electron binding factor (EBF), for different materials which may be multiplied into $e\sigma_{KN}$ to account for electron binding and give the total average collision cross section per atom $a\sigma_T$.

Equation (1) may be written

$$a\sigma_T = \int (ZS + F^2h/g)gd\Omega = \overline{(ZS + F^2h/g)} \int gd\Omega = a\Sigma e\sigma_{KN} \quad (16)$$

where $a\Sigma$ is the EBF defined by

$$a\Sigma = \frac{\int (ZS + F^2h/g)gd\Omega}{\int gd\Omega} \quad (17)$$

EBF values for air are listed in Table I and plotted in Figure 5. Values for media other than air are listed in Reference 8.

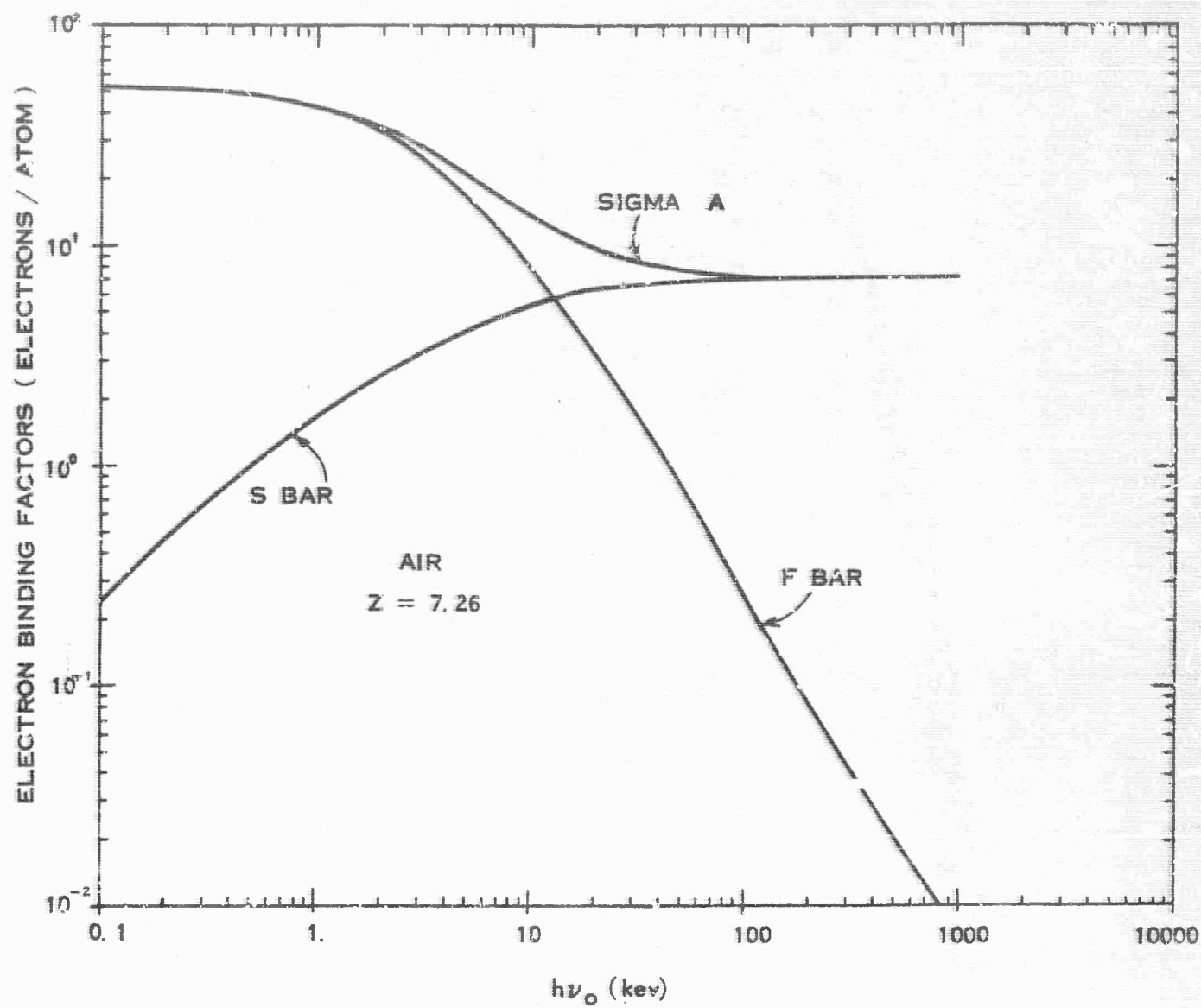


FIGURE (5)

VI DISCUSSION OF RESULTS

Figure (1) shows that for $h\nu_0 > 30$ kev the Klein-Nishina cross sections are close to those calculated using the bound electron correction, but at lower energies the two differ by up to an order of magnitude.

The differential cross sections depict the probability of scattering into an angle $d\theta$ at θ . Figures (2), (3), and (4) which include Klein-Nishina values, demonstrate the contributions of incoherent and coherent to total scattering, including electron binding, and compare them with that expected from the free electron assumption of Klein and Nishina.

Footnotes

1. Wm. J. Veigele, X-Ray Transport - I (Scattering), Kaman Nuclear, KN-65-62(R), Colorado Springs, Colorado, 25 February 1965. Unclassified.
2. A. H. Compton, Phys. Rev. 21, 207A, 484 (1923).
3. G. Wentzel, Z. Physik 43, 1,779 (1927); P.A. Ross and P. Kirkpatrick, Phys. Rev. 45, 223 (1934); F. Bloch, Phys. Rev. 46, 674 (1934).
4. Ann F. Nelms and J. Oppenheim, J. Res. Natl. Bur. Standr. 55, 53(1955).
5. L. H. Thomas, Proc. Cambridge Phil. Soc. 23, 542 (1926).
6. E. Fermi, Z. Physik 48, 7? (1928).
7. Gladys White Grodstein, Natl. Bur. Standr. Circ. 583 (1957).
8. Marvin Donaldson, E. Michael Henry and Wm. J. Veigele, X-Ray Transport - III (Cross Sections and Electron Binding Factors - Tables and Graphs), Kaman Nuclear, KN-65-138(R), Colorado Springs, Colorado, 5 April 1965. Unclassified.