

UNCLASSIFIED

411837

AD

DEFENSE DOCUMENTATION CENTER

FOR

SCIENTIFIC AND TECHNICAL INFORMATION

CAMERON STATION, ALEXANDRIA, VIRGINIA




UNCLASSIFIED

NOTICE: When government or other drawings, specifications or other data are used for any purpose other than in connection with a definitely related government procurement operation, the U. S. Government thereby incurs no responsibility, nor any obligation whatsoever; and the fact that the Government may have formulated, furnished, or in any way supplied the said drawings, specifications, or other data is not to be regarded by implication or otherwise as in any manner licensing the holder or any other person or corporation, or conveying any rights or permission to manufacture, use or sell any patented invention that may in any way be related thereto.

63-4-4

CATALOGED BY DDC 411837

AD No

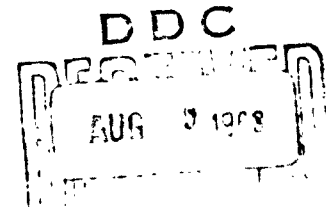


MEMORANDUM REPORT NO. 1480
JUNE 1963

411837

INFLUENCE OF TARGET STRENGTH ON HYPERVELOCITY
CRATER FORMATION IN ALUMINUM

J. H. Kineke, Jr.
L. G. Richards



RDT & E Project No. 1M010501A009

BALLISTIC RESEARCH LABORATORIES

ABERDEEN PROVING GROUND, MARYLAND

PAGES _____
ARE
MISSING
IN
ORIGINAL
DOCUMENT

DDC AVAILABILITY NOTICE

Qualified requestors may obtain copies of this report from DDC.

**The findings in this report are not to be construed
as an official Department of the Army position.**

BALLISTIC RESEARCH LABORATORIES

MEMORANDUM REPORT NO. 1480

JHKineke, Jr./IGRichards/mec
Aberdeen Proving Ground, Md.
June 1963

INFLUENCE OF TARGET STRENGTH ON HYPERVELOCITY
CRATER FORMATION IN ALUMINUM

ABSTRACT

Aluminum projectiles with velocity of 9.7 km/sec and beryllium projectiles with velocity of 15.5 km/sec have been used to produce craters in aluminum and aluminum alloy targets. Results indicate that the influence of the mechanical strength of the target in determining final crater dimensions extends unimpaired for impact velocities up to 15.5 km/sec. These data have also been used to verify the linear dependence of crater volume on projectile energy.

INTRODUCTION

Earlier Hypervelocity Impact Symposia have seen the presentation of a number of papers dealing with observations of crater dimensions in semi-infinite metallic targets. The linear dependence of crater volume on projectile energy have been fairly well established, for impact velocities up to 6 km/sec. However, consideration of the effect of target strength has been limited and at best oblique. The purpose of the investigation reported in this paper is two-fold: 1. To determine whether or not crater dimensions are significantly influenced by target mechanical properties at impact velocities up to 15.5 km/sec; and 2. To examine the dependence of crater volume on projectile energy at impact velocities up to 9.7 km/sec.

TARGET STRENGTH

Experimental Observations

Previous experimental investigations of the influence of target strength on the cratering process fall into two categories: studies of energy absorbing mechanisms, and empirical correlations of crater dimensions with various mechanical properties. Glass and Pond^{(1a)(2a)} have studied the mechanism of energy distribution in the target after impact by means of static stress-strain relationships. Empirical correlations have been made of crater data with several mechanical strength properties, including shear strength⁽³⁾, ultimate tensile strength⁽³⁾, Brinell hardness^(1b), and yield strength^(4a). Several groups^(1c,4b) have also made empirical correlations of crater dimensions with ambient target temperature, with the implication that by varying the temperature some pertinent mechanical strength property of the target would also be varied and thus its influence noted. In general, the temperature correlations, as well as the strength correlations, have not pinpointed which strength properties are important, perhaps because the strength-temperature relations were not measured on the particular target materials, over the temperature range used in the impact tests. In most instances, strength parameters are not sufficiently independent to establish a preference, using handbook values. However, the empirical correlations have demonstrated, at least

qualitatively, that final crater dimensions do indeed depend on the mechanical and metallurgical properties of the target, for impact velocities up to 6 km/sec. At sufficiently high impact velocities, and hence high impact pressures, it is generally agreed that only the high pressure properties of materials, the density and the compressibility, are important in determining material behavior early in the crater formation process. Efforts to compute the entire crater formation process by a hydrodynamic approximation ^(4c) require neglecting low pressure mechanical properties entirely. The investigation reported in this paper is designed to determine whether: 1. available projectile velocities have achieved a regime where density and compressibility predominate and mechanical strength effects are negligible; or 2. approach to the lower limit of such a regime is indicated.

These questions have been examined by considering the ratio of crater volume in a mechanically strong aluminum alloy, to crater volume in a relatively weak material, commercially pure aluminum. While the low pressure properties differ markedly, the high pressure properties are essentially identical, as indicated by Hugoniot data in Figure 1, where no difference is apparent between pure aluminum and an aluminum alloy similar to that used in this experiment. If, then, the high pressure properties predominate, the ratio of crater volumes would be expected to be near unity. If low pressure properties predominate, the ratio should be less than one, and if the role of the high pressure properties is increasing with increasing impact velocity, the ratio should be observed to increase.

As a basis for comparison with lower velocity data, 1100 aluminum and 2014 aluminum alloy were chosen as target materials, since, at the Fifth Hypervelocity Symposium, Halperson and Atkins ^(4d) of NRL reported crater data for aluminum projectiles into these materials. In order to assure quasi-infinite targets, diameters of 25 cm and thicknesses of 20 cm were used. Impact surfaces were machined in each target, Brinell hardnesses were measured, and ambient target temperatures at the time of firing were recorded, all as controls on the reproducibility of the targets used.

Two sets of experiments were conducted, one with aluminum projectiles at 9.7 ± 0.1 km/sec, and the second with beryllium projectiles at 15.5 ± 0.4 km/sec. In both cases, velocities were determined with multiple flash

radiographs. The 1100 aluminum projectile was fired from a BRL Inhibited-Jet Charge, which was described in detail by Kronman in a paper at the Sixth Hypervelocity Impact Symposium ^(2b,11). The projectile is somewhat elongated in shape, having a length-to-diameter ratio between 2.5 and 3, as shown in Figure 2. The beryllium projectile is a BRL Jet-Pellet, similar to that described at the Fifth Hypervelocity Impact Symposium ^(4e). Flash radiographs indicate that the pellet is not an integral unit, but rather a cluster of tightly packed particles with a length-to-diameter ratio of five to ten.

A tabulation of crater data appears in Table I, together with a list of target parameters. Typical craters in each of the materials are shown in Figure 2. For a given material there was little difference in appearance of craters at the two impact velocities, although craters made by beryllium projectiles could not be sectioned because of safety considerations. At both velocities craters in 1100 aluminum were smooth-walled, with large lips, i.e., in general gave the appearance of typical hypervelocity craters in ductile metals. In contrast, the craters in the 2014 alloy were irregular in shape, with appreciable lip spall, because 2014 alloy is less ductile than 1100 aluminum. Because of this semibrittle behavior there is more scatter in the depth and diameter data, taken individually, than in the crater volume data, which represents an averaging over the entire crater. For this reason, volume was chosen as the basis for comparison.

An insight into the relative importance of target strength in determining final crater volume can be gained in Figure 3. The ratio of crater volume in the high strength material to that in the low strength material is plotted as a function of the impact velocity. The solid line represents the low velocity NRL results. The plotted ratios indicate no tendency to increase with increasing impact velocity, as would be expected if the effect of target strength on the crater formation process were becoming relatively less important.

Conclusions

1a. For impact velocities up to 15.5 km/sec, the mechanical strength of the target is a significant property in determining final crater dimensions.

1b. For impact velocities up to 15.5 km/sec, there is no indicated tendency that the influence of mechanical strength of the target on final crater dimensions is decreasing.


ENERGY DEPENDENCE

Experimental Observations

In order to examine the energy dependence of crater volume, it is necessary to know not only the projectile velocity, but also the projectile mass. The mass of the 9.7 km/sec aluminum projectile described earlier has been determined to be 3.7 ± 0.3 grams (2b). The mass of the 15.5 km/sec beryllium projectile is about 0.2 gram, but somewhat uncertain, so beryllium data have not been used. The fact that the beryllium mass has not been satisfactorily determined does not in any way affect the conclusions of the previous section, since only ratios of crater volumes were used and the beryllium mass is reproducible within about seven percent, as evidenced by the reproducibility of the crater data. A plot of crater volume per unit projectile mass as a function of the impact velocity is shown in Figure 4, for both 1100 aluminum and 2014 aluminum alloy. Also plotted, as solid lines up to 6 km/sec, with extrapolations to higher velocities, are the NRL results. The recently acquired high velocity data are in agreement with the extrapolated lower velocity curves.

Conclusion

2. The oft-stated conclusion that crater volume is proportional to projectile energy is further supported for impact velocities up to 9.5 km/sec.


J. H. KINEKE, JR.


E. G. RICHARDS

REFERENCES

1. Fourth Hypervelocity Impact Symposium, Eglin AFB, April 1960.
 - a. Glass, Coy M. and Pond, Robert B. A Metallurgical Approach to the Hypervelocity Problem.
 - b. Feldman, James B. Jr. Volume-Energy Relation From Shaped Charge Jet Penetrations.
 - c. Allison, F. E., Becker, K. R. and Vitali, R. Effects of Target Temperature on Hypervelocity Cratering.
2. Sixth Hypervelocity Impact Symposium, Cleveland, April 1963.
 - a. Pond, R. B. and Glass, C. M. Energy Balances in Hypervelocity Penetration.
 - b. Kronman, S. and Merendino, A. Inhibited Jet Charge.
3. Third Hypervelocity Impact Symposium, Chicago, October 1958.

James, H. J. and Buchanan, J. S. Experimental Studies of Penetration by Shaped Charge Jets.
4. Fifth Hypervelocity Impact Symposium, Denver, October 1961.
 - a. Herrmann, W. and Jones, A. H. Correlation of Hypervelocity Impact Data.
 - b. Rockowitz, M., Carey, C. and Dignam, J. Hypervelocity Impact of Heated Copper.
 - c. Olshaker, A. E. and Bjork, R. L. Hydrodynamics Applied to Hypervelocity Impact.
 - d. Halperson, S. M. and Atkins, W. W. Experimental Observations of Impact.
 - e. Kronman, S. and Kineke, J. H. Jr. Explosive Devices for Projecting Hypervelocity Pellets up to 21 km/sec.
5. Walsh, J. M. and Christian, R. H. Equation of State of Metals From Shock Measurements. *Phys. Rev.*, Vol. 97, No. 6, pp 1544-1556, 15 March 1955.
6. Mallory, H. D. Propagation of Shock Waves in Aluminum. *J. Appl. Physics*, Vol. 26, No. 5, pp 555-559, May 1955.
7. Goranson, R. W. , Bancroft, D., Burton, B. L., Blechar, T., Houston, E. E., Gittings, E. F. and Landeen, S. A. Dynamic Determination of the Compressibility of Metals. *J. Appl. Phys.*, Vol. 26, No. 12, pp 1472-1479, December, 1955.
8. Walsh, J. M., Rice, M. H., McQueen, R. G. and Yarger, F. L. Shock Wave Compressions of Twenty-seven Metals. *Equations of State of Metals. Phys. Rev.*, Vol. 108, No. 2, pp 196-216, 15 October 1957.

9. Katz, S., Doran, D. G. and Curran, D. R. Hugoniot Equation of State of Aluminum and Steel from Oblique Shock Measurement. J. Appl. Phys., Vol. 30, No. 4, pp 568-576, April, 1959.
10. Tillotson, J. H. Metallic Equations of State for Hypervelocity Impact. General Atomics Report No. GA-3216, 18 July 1962.
11. Kronman, S. and Merendino, A. Inhibited Jet Charge. Ballistic Research Laboratories Memorandum Report, to be published.

TABLE I

Target Material	BHN	v_p km/sec	Temp $^{\circ}\text{C}$	P_c cm	σ_m cm	D_c cm	σ_m cm	V_{c3} cm^3	σ_{m3} cm^3
Al-1100	24-25	9.7	5	5.90	0.17	8.44	0.13	230	18
Al-2014	137	9.7	-4	5.00	0.07	5.60	0.17	92.5	4.0
Al-1100	26-27	15.5	10	4.24	0.31	4.02	0.14	35.6	2.5
Al-2014	146-156	15.5	10	2.97	0.67	3.36	0.37	9.2	0.6

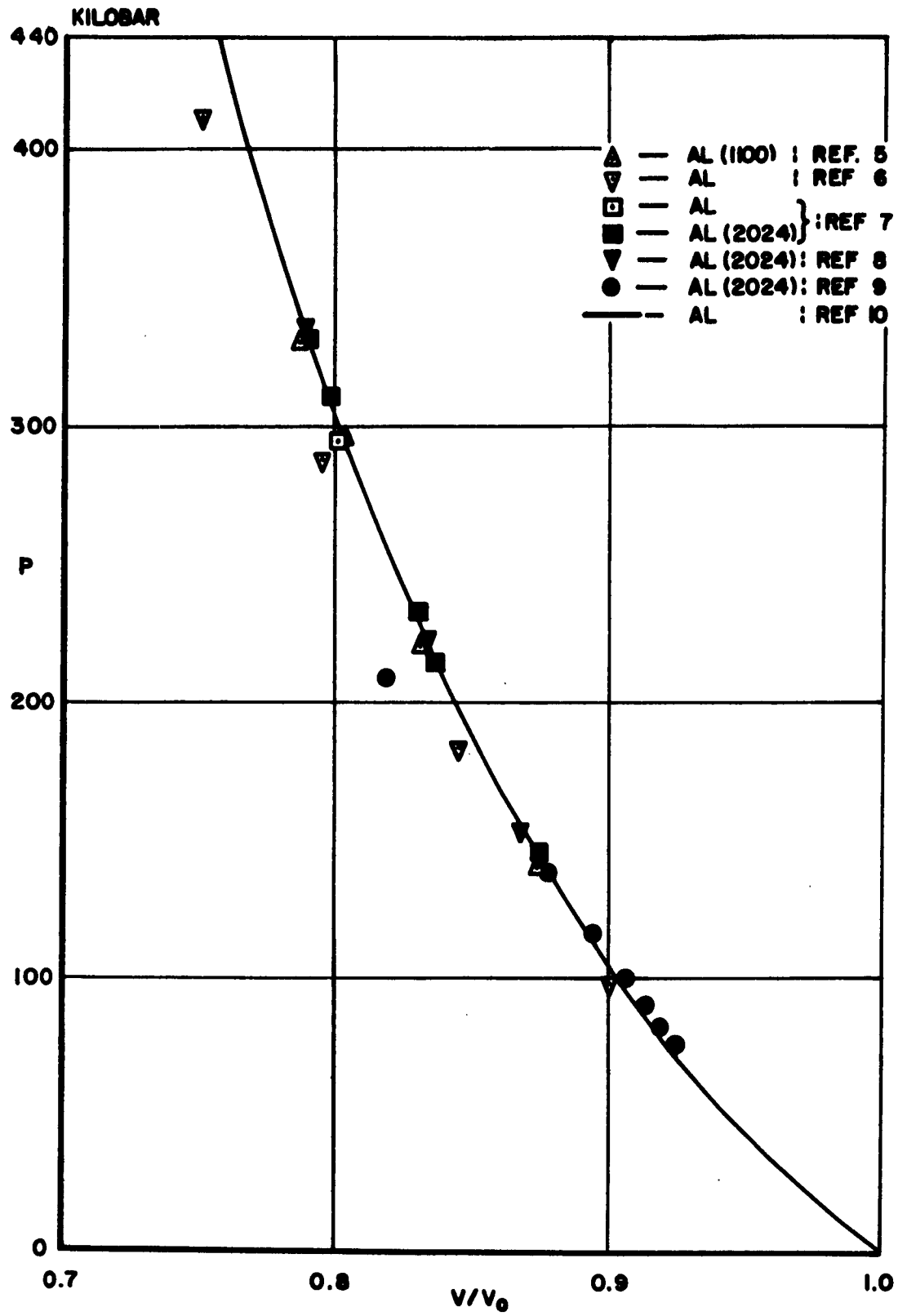


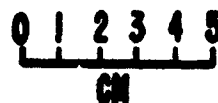
FIG. 1



AL INHIBITED JET
 V_p : 9.7 KM/SEC.



1100 ALUMINUM
TARGET



2014 ALUMINUM
TARGET

FIG. 2

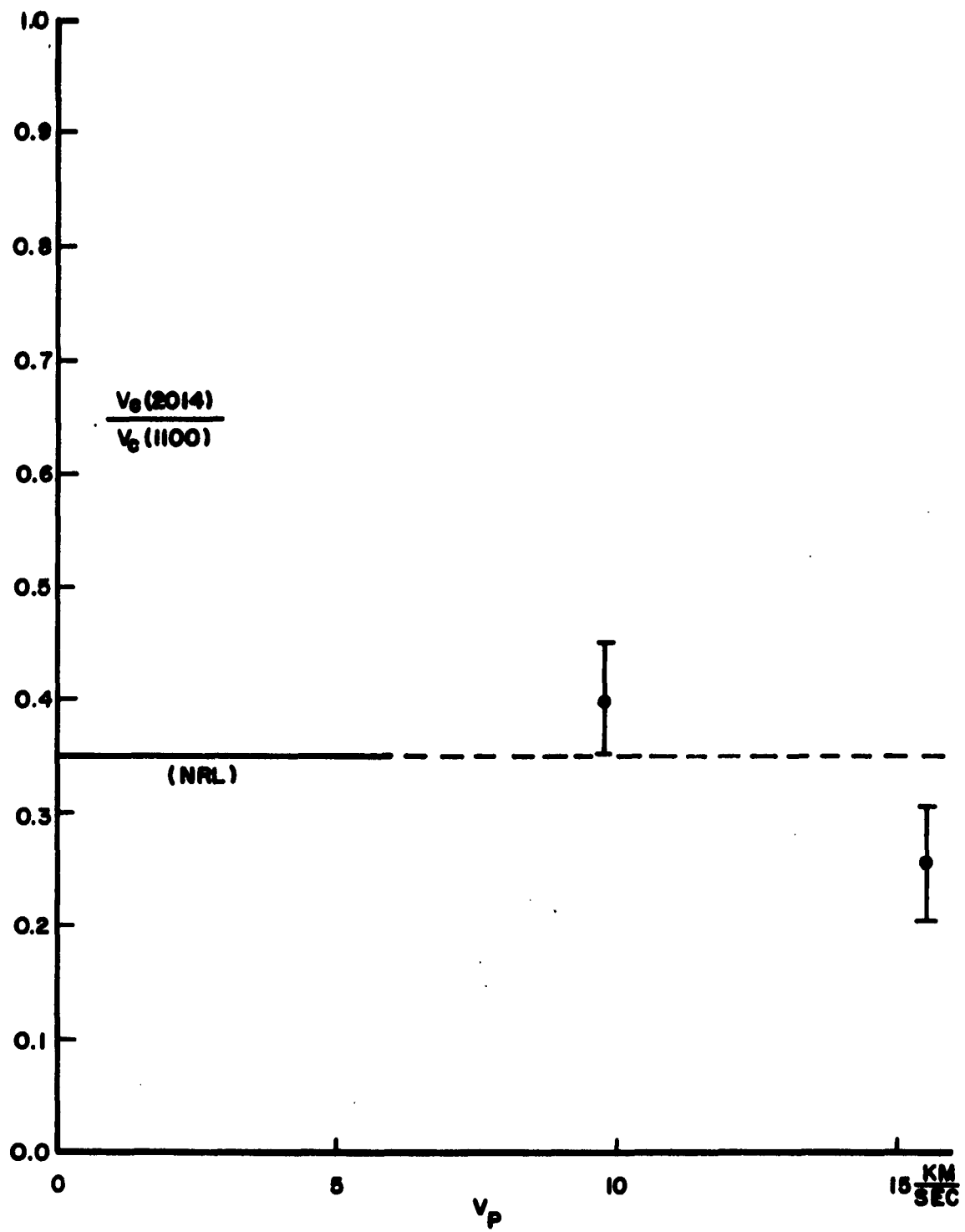


FIG. 3

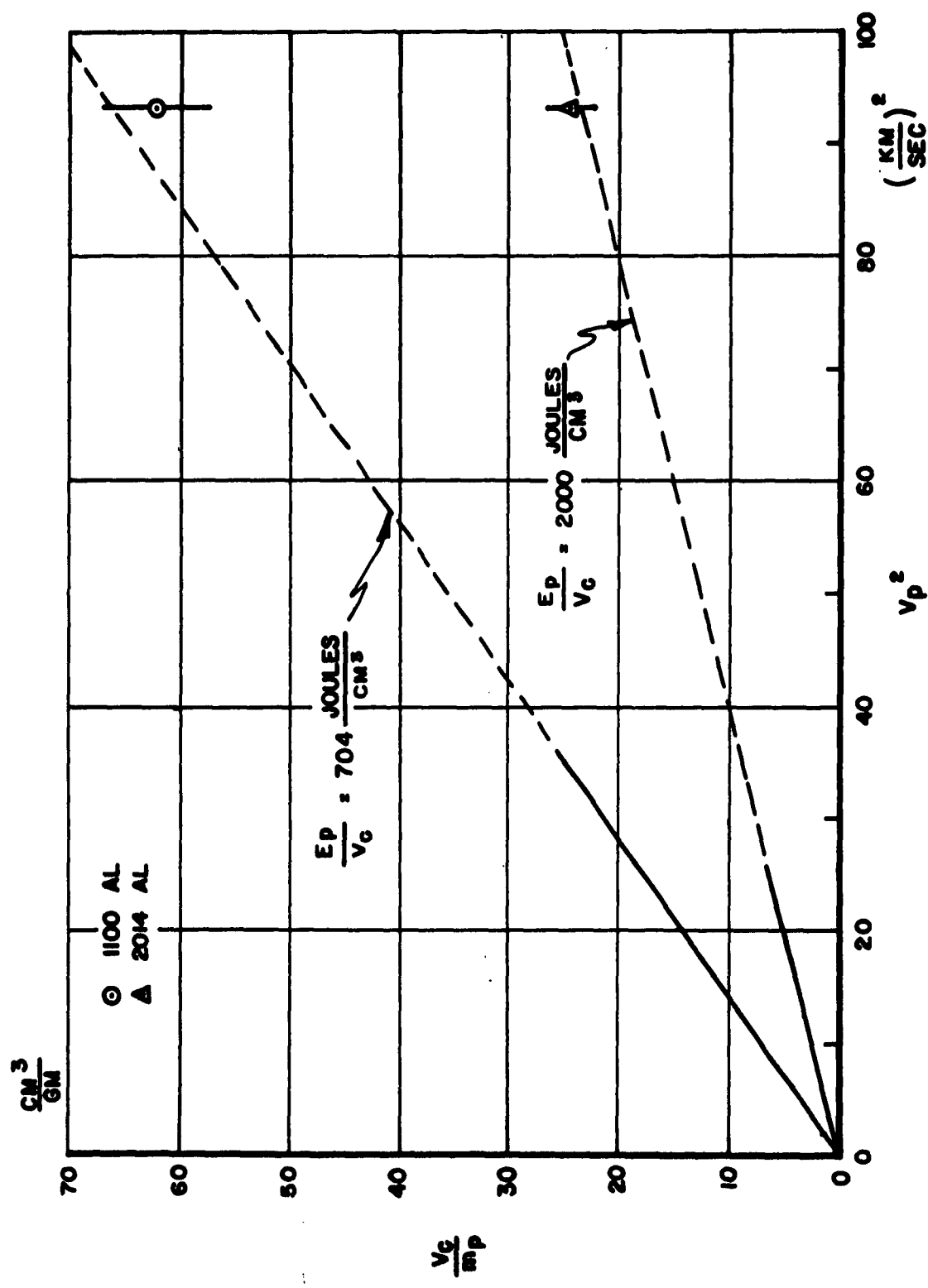


FIG. 4

DISTRIBUTION LIST

<u>No. of Copies</u>	<u>Organization</u>	<u>No. of Copies</u>	<u>Organization</u>
10	Defense Documentation Center ATTN: TIPCR Cameron Station Alexandria, Virginia	1	Commanding Officer Frankford Arsenal ATTN: Library Branch, 0270 Building 40 Philadelphia 37, Pennsylvania
1	Chief Defense Atomic Support Agency Washington 25, D. C.	1	Commanding Officer Rock Island Arsenal Rock Island, Illinois
1	Commanding General Field Command Defense Atomic Support Agency Sandia Base P. O. Box 5100 Albuquerque, New Mexico	1	Commanding Officer Watervliet Arsenal Watervliet, New York
2	Director Advanced Research Projects Agency ATTN: Mr. James Blower Ballistic Missile Defense Branch Technical Operations Division Department of Defense Washington 25, D. C.	2	Commanding Officer Picatinny Arsenal ATTN: Feltman Research and Engineering Laboratories Dover, New Jersey
1	Director of Defense Research and Engineering (OSD) Washington 25, D. C.	2	Commanding Officer Watertown Arsenal Watertown 72, Massachusetts
1	Director IDA/Weapon Systems Evaluation Group Room 1E875, The Pentagon Washington 25, D. C.	1	Commanding Officer Harry Diamond Laboratories ATTN: Technical Information Office Branch 012 Washington 25, D. C.
1	Commanding General U. S. Army Materiel Command ATTN: AMCRD-RS-PE-Bal Research and Development Directorate Washington 25, D. C.	1	Redstone Scientific Information Center ATTN: Chief, Document Section U. S. Army Missile Command Redstone Arsenal, Alabama
		1	Commanding Officer U. S. Army Chemical Warfare Laboratories Edgewood Arsenal, Maryland

DISTRIBUTION LIST

<u>No. of Copies</u>	<u>Organization</u>	<u>No. of Copies</u>	<u>Organization</u>
1	Commanding General U. S. Army Engineer Research and Development Laboratories Fort Belvoir, Virginia	1	Director, Project RAND ATTN: Dr. R. L. Bjork Department of the Air Force 1700 Main Street Santa Monica, California
1	Army Research Office 3045 Columbia Pike Arlington, Virginia	2	APGC (PGAPI, A. Bilek) Eglin Air Force Base Florida
1	Commanding Officer Army Research Office (Durham) Box CM, Duke Station Durham, North Carolina	1	BSD (BSR) Norton Air Force Base California
1	Professor of Ordnance U. S. Military Academy West Point, New York	2	Det 4, ASD (ASQWR, W. H. Dittrich ASQP, F. E. Howard) Eglin Air Force Base Florida
3	Chief, Bureau of Naval Weapons ATTN: DIS-33 Department of the Navy Washington 25, D. C.	1	Scientific and Technical Information Facility ATTN: NASA Representative (S-AK-DL) P. O. Box 5700 Bethesda, Maryland
1	Commander U. S. Naval Ordnance Test Station China Lake, California	1	Director National Aeronautics and Space Administration 1520 H Street, N.W. Washington 25, D. C.
1	Commander U. S. Naval Weapons Laboratory Dahlgren, Virginia		
2	Commander Naval Ordnance Laboratory White Oak Silver Spring 19, Maryland	2	Director National Aeronautics and Space Administration ATTN: J. L. Summers Technical Library Ames Research Center Moffett Field, California
3	Director U. S. Naval Research Laboratory ATTN: Code 130 Mr. W. W. Atkins Washington 25, D. C.	2	Director National Aeronautics and Space Administration ATTN: M. Dubin Technical Library Goddard Space Flight Center Washington 25, D. C.
1	AFWL Kirtland Air Force Base New Mexico		

DISTRIBUTION LIST

<u>No. of Copies</u>	<u>Organization</u>	<u>No. of Copies</u>	<u>Organization</u>
2	Director National Aeronautics and Space Administration ATTN: W. H. Kinard Technical Library Langley Research Center Langley Field, Virginia	1	AVCO Corporation Research and Advanced Development Division 201 Lowell Street Wilmington, Massachusetts
2	Director National Aeronautics and Space Administration ATTN: E. H. Davison Technical Library Lewis Research Center Cleveland Airport Cleveland, Ohio	2	Aerospace Corporation ATTN: D. B. Singer Technical Library P. O. Box 95085 Los Angeles 45, California
1	U. S. Atomic Energy Commission Los Alamos Scientific Laboratory P. O. Box 1663 Los Alamos, New Mexico	1	American Machine and Foundry Company Mechanics Research Division 7501 North Natchez Avenue Niles, Illinois
1	U. S. Atomic Energy Commission ATTN: Technical Reports Library Washington 25, D. C.	2	NRO, Inc. ATTN: E. H. Goodman R. Kinslow P. O. Box 162 Tullahoma, Tennessee
2	U. S. Department of Interior Bureau of Mines ATTN: Chief, Explosive and Physical Sciences Division Mr. R. Watson 4800 Forbes Street Pittsburgh 13, Pennsylvania	1	Armour Research Foundation Illinois Institute of Technology Center Chicago 16, Illinois
1	Library of Congress Technical Information Division ATTN: Bibliography Section Reference Department Washington 25, D. C.	1	Arthur D. Little, Inc. Acorn Park Cambridge, Massachusetts
2	Aerojet General Corporation ATTN: Dr. L. Zernow Mr. K. Kreyenhagen 11711 South Woodruff Avenue Downey, California	1	Battelle Memorial Institute 505 King Street Columbus, Ohio
		2	Boeing Airplane Company ATTN: R. M. Elam J. F. Lundeberg P. O. Box 3707 Seattle 24, Washington
		1	Chance-Vought Corporation Astronautics Division ATTN: F. C. Jonah P. O. Box 5907 Dallas, Texas

DISTRIBUTION LIST

<u>No. of Copies</u>	<u>Organization</u>	<u>No. of Copies</u>	<u>Organization</u>
2	CONVAIR - Astronautics ATTN: A. H. Jazwinski Technical Library P. O. Box 1128 San Diego 12, California	2	General Motors Corporation Defense Systems Division ATTN: Mr. J. W. Gehring Dr. A. C. Charters Box T Santa Barbara, California
1	Douglas Aircraft Company ATTN: T. J. Wolinski 300 Ocean Park Boulevard Santa Monica, California	1	Hayes International Corporation ATTN: J. Hawk P. O. Box 2287 Birmingham, Alabama
2	Firestone Tire and Rubber Company ATTN: Librarian Mr. M. C. Cox Defense Research Division Akron 17, Ohio	1	Lockheed Aircraft ATTN: Dr. P. E. Sandorff Palo Alto, California
2	General Dynamics Corporation General Atomic Division ATTN: M. F. Scharff J. M. Walsh P. O. Box 608 San Diego 12, California	3	Martin-Marietta Corporation Baltimore Division ATTN: A. Hake T. D. Reisert Technical Library Baltimore 3, Maryland
1	General Mills, Inc. ATTN: J. E. Upton 2003 East Hennepin Avenue Minneapolis 13, Minnesota	1	Minneapolis-Honeywell Regulator Co. ATTN: J. A. Bachman, Jr. Minneapolis 40, Minnesota
1	Goodyear Aircraft Corporation ATTN: B. W. Reynolds 1210 Massillon Road Akron, Ohio	1	Martin-Marietta Corporation Aerospace Division ATTN: W. Porter Orlando, Florida
3	The General Electric Company Missiles and Space Division ATTN: Dr. T. Riney Mr. E. Bruce Mr. Howard Semon 3198 Chestnut Street Philadelphia 4, Pennsylvania	1	Northrop Aircraft, Inc. ATTN: E. T. Benedikt 1001 East Broadway Hawthorne, California
		1	Northrop Aircraft, Inc. Nortronics Division ATTN: D. D. Parrish Anaheim, California

DISTRIBUTION LIST

<u>No. of Copies</u>	<u>Organization</u>	<u>No. of Copies</u>	<u>Organization</u>
1	North American Aviation, Inc. Space and Information Systems Division ATTN: C. N. Scully Downey, California	1	Carnegie Institute of Technology Department of Physics ATTN: Professor Emerson M. Pugh Pittsburgh 13, Pennsylvania
1	Raytheon Company Missile Systems Division ATTN: W. A. Hurd Bedford, Massachusetts	1	Division of Engineering Brown University Providence, Rhode Island
1	Republic Aviation Corporation ATTN: J. F. Pereira Farmingdale, Long Island, New York	1	Denver Research Institute University of Denver ATTN: A. Krill Denver, Colorado
1	Space Technology Laboratories ATTN: J. F. Friichtenicht P. O. Box 95001 Los Angeles 45, California	1	Drexel Institute of Technology ATTN: Professor Pei Chi Chou 32nd and Chestnut Streets Philadelphia 4, Pennsylvania
1	Technik, Inc. ATTN: Mr. Paul Marnell 50 Jericho Turnpike Jericho, New York	1	Explosives Research Group University of Utah Salt Lake City, Utah
1	United Aircraft Corporation Missiles and Space Systems Group ATTN: H. Kraus Hamilton Standard Division Windsor Locks, Connecticut	1	High Velocity Laboratory University of Utah Salt Lake City, Utah
1	Utah Research and Development Company ATTN: W. N. Clark 1820 Industrial Road Salt Lake City, Utah	1	Johns Hopkins University Institute of Cooperative Research ATTN: Professor R. B. Pond Baltimore, Maryland
3	Applied Physics Laboratory The Johns Hopkins University 8621 Georgia Avenue Silver Spring, Maryland	1	Massachusetts Institute of Technology Lincoln Laboratory ATTN: R. E. Slattery P. O. Box 73 Lexington 73, Massachusetts
1	Colorado School of Mines ATTN: J. S. Rinehart Golden, Colorado	1	Massachusetts Institute of Technology Aeroelastic and Structures Laboratory ATTN: W. Herrmann 77 Massachusetts Avenue Cambridge 39, Massachusetts

DISTRIBUTION LIST

<u>No. of Copies</u>	<u>Organization</u>	<u>No. of Copies</u>	<u>Organization</u>
1	Pennsylvania State University ATTN: Professor N. Davids University Park, Pennsylvania	2	L'Institut Franco-Allemand de Recherches de Saint Louis ATTN: Professor Dr. Ing. H. Shardin M. Lecomte Saint Louis/Elasas 803 (Haut-Rhin) France
1	Poulter Laboratories Stanford Research Institute Menlo Park, California	1	Norwegian Defense Research Establishment Lillestrom ATTN: L. Lundberg Norway
1	Stevens Institute of Technology Davidson Laboratory Castle Point Station Hoboken, New Jersey	1	Dr. S. D. Hamann Commonwealth Scientific and Industrial Research Organization Chemical Research Laboratories Loremer Street Fishermen's Head Victoria, Australia
1	Consulate General of Israel ATTN: Consul in Charge of Scientific Affairs 659 South Highland Avenue Los Angeles 36, California	10	The Scientific Information Officer Defence Research Staff British Embassy 3100 Massachusetts Avenue, N.W. Washington 8, D. C.
	Of Interest to:		
	Ministry of Defense Scientific Department Division of Physics P. O. Box 7063 Hakirya		
1	Commissariat a l'Energie Atomique B. P. No. 7 Sevran (Seine-et-Oise), France	5	Defence Research Member Canadian Joint Staff 2450 Massachusetts Avenue, N.W. Washington 8, D. C.
1	Federal Ministry of Defense Division T II 1 ATTN: Dr. Walter Trinks Bonn-Hardthoehe Germany		Of Interest to: CARDE Computing Devices of Canada, Ltd. ATTN: Dr. G. Bull Aerophysics Department P. O. Box 508 Ottawa, Ontario, Canada
1	L'Ingenieur Militaire en Chef de l C1 Col. De France Ecole Centrale De Pyrotechnie De Bourges, France		

<p>AD Ballistic Research Laboratories, AFG INFLUENCE OF TARGET STRENGTH ON HIPERVELOLOCITY CRATER FORMATION IN ALUMINUM J. E. Kinke, Jr. and L. G. Richards REL Memorandum Report No. 1480 June 1963 RDT & E Project No. 1M10LO701A009 UNCLASSIFIED Report</p> <p>UNCLASSIFIED</p> <p>Hypervelocity impact Target materials - Aluminum Penetration phenomena</p> <p>Aluminum projectiles with velocity of 9.7 km/sec and beryllium projectiles with velocity of 15.5 km/sec have been used to produce craters in aluminum and aluminum alloy targets. Results indicate that the influence of the mechanical strength of the target in determining final crater dimensions extends unimpaired for impact velocities up to 15.5 km/sec. These data have also been used to verify the linear dependence of crater volume on projectile energy.</p>	<p>AD Ballistic Research Laboratories, AFG INFLUENCE OF TARGET STRENGTH ON HIPERVELOLOCITY CRATER FORMATION IN ALUMINUM J. E. Kinke, Jr. and L. G. Richards REL Memorandum Report No. 1480 June 1963 RDT & E Project No. 1M10LO701A009 UNCLASSIFIED Report</p> <p>UNCLASSIFIED</p> <p>Hypervelocity impact Target materials - Aluminum Penetration phenomena</p> <p>Aluminum projectiles with velocity of 9.7 km/sec and beryllium projectiles with velocity of 15.5 km/sec have been used to produce craters in aluminum and aluminum alloy targets. Results indicate that the influence of the mechanical strength of the target in determining final crater dimensions extends unimpaired for impact velocities up to 15.5 km/sec. These data have also been used to verify the linear dependence of crater volume on projectile energy.</p>
<p>AD Ballistic Research Laboratories, AFG INFLUENCE OF TARGET STRENGTH ON HIPERVELOLOCITY CRATER FORMATION IN ALUMINUM J. E. Kinke, Jr. and L. G. Richards REL Memorandum Report No. 1480 June 1963 RDT & E Project No. 1M10LO701A009 UNCLASSIFIED Report</p> <p>UNCLASSIFIED</p> <p>Hypervelocity impact Target materials - Aluminum Penetration phenomena</p> <p>Aluminum projectiles with velocity of 9.7 km/sec and beryllium projectiles with velocity of 15.5 km/sec have been used to produce craters in aluminum and aluminum alloy targets. Results indicate that the influence of the mechanical strength of the target in determining final crater dimensions extends unimpaired for impact velocities up to 15.5 km/sec. These data have also been used to verify the linear dependence of crater volume on projectile energy.</p>	<p>AD Ballistic Research Laboratories, AFG INFLUENCE OF TARGET STRENGTH ON HIPERVELOLOCITY CRATER FORMATION IN ALUMINUM J. E. Kinke, Jr. and L. G. Richards REL Memorandum Report No. 1480 June 1963 RDT & E Project No. 1M10LO701A009 UNCLASSIFIED Report</p> <p>UNCLASSIFIED</p> <p>Hypervelocity impact Target materials - Aluminum Penetration phenomena</p> <p>Aluminum projectiles with velocity of 9.7 km/sec and beryllium projectiles with velocity of 15.5 km/sec have been used to produce craters in aluminum and aluminum alloy targets. Results indicate that the influence of the mechanical strength of the target in determining final crater dimensions extends unimpaired for impact velocities up to 15.5 km/sec. These data have also been used to verify the linear dependence of crater volume on projectile energy.</p>