

UNCLASSIFIED

---

---

402 456

AD

*Reproduced  
by the*

DEFENSE DOCUMENTATION CENTER

FOR

SCIENTIFIC AND TECHNICAL INFORMATION

CAMERON STATION, ALEXANDRIA, VIRGINIA



---

---

UNCLASSIFIED

NOTICE: When government or other drawings, specifications or other data are used for any purpose other than in connection with a definitely related government procurement operation, the U. S. Government thereby incurs no responsibility, nor any obligation whatsoever; and the fact that the Government may have formulated, furnished, or in any way supplied the said drawings, specifications, or other data is not to be regarded by implication or otherwise as in any manner licensing the holder or any other person or corporation, or conveying any rights or permission to manufacture, use or sell any patented invention that may in any way be related thereto.

FTD-TT- 63-291

6332

402456

# TRANSLATION

RIBONUCLEINIC ACID AS A STIMULATOR  
OF ALGAE GROWTH

By


V. P. Vendt and I. G. Drokova

CATALOGUED IN ASTIA

AS AD NO. \_\_\_\_\_

## FOREIGN TECHNOLOGY DIVISION

402 456



AIR FORCE SYSTEMS COMMAND

WRIGHT-PATTERSON AIR FORCE BASE

OHIO

ASTIA  
RECEIVED  
APR 26 1963  
TISIA

## UNEDITED ROUGH DRAFT TRANSLATION

RIBONUCLEINIC ACID AS A STIMULATOR OF ALGAE GROWTH

BY: V. P. Vendt and I. G. Drokova

English Pages: 6

SOURCE: Ukrainian Periodical, Ukrainskiy Botanichniy Zhurnal, Vol. 19, Nr. 6, 1962, pp 60-63

U/0170-61-19-6

THIS TRANSLATION IS A RENDITION OF THE ORIGINAL FOREIGN TEXT WITHOUT ANY ANALYTICAL OR EDITORIAL COMMENT. STATEMENTS OR THEORIES ADVOCATED OR IMPLIED ARE THOSE OF THE SOURCE AND DO NOT NECESSARILY REFLECT THE POSITION OR OPINION OF THE FOREIGN TECHNOLOGY DIVISION.

PREPARED BY:

TRANSLATION DIVISION  
FOREIGN TECHNOLOGY DIVISION  
WP-AFB, OHIO.

## Ribonucleinic Acid as a Stimulator of Algae Growth

by

V. P. Vendt and I. G. Drokova

Nucleinic acid belongs to highly important biological substances. These acids participate not only in the construction of protoplasm and its organelles, but also in most varied processes of metabolism. They play a very important role in the biosynthesis of albumin, multiplication and growth of living organisms. Nucleinic acids should be considered as one of the factors, which plays the basic role in the accumulation of biomass of organisms, which are by nature, most firmly connected with the biosynthesis of albumin. From this viewpoint it is interesting to point toward the recent investigations, devoted to the study of the role of ribonucleinic acid in the initial stage of synthesizing albumin molecules.

A comparison was recently made of the investigation results by Hoagland, Zamecnik and associates 1927, Tongur 1960, confirmed and detailed analyzed by other investigators (Dickson, Webb, 1961), during which was revealed and investigated the fermentative system of activating amino acids, which is the first stage of albumin biosynthesis.

The discovery of the process of activating amino acids led to intensive examination of the nature of the entire reaction and enabled to formulate such equations as (Hoagland, 1955; Berg, 1956; Hoagland and others, 1957; Wieland and others, 1956, Allen and others, 1960).



Later on it was shown, that the formed complex, which contains amino acid in its active form enters into combination with a solution of ribonucleinic acid following such a reaction.



Without going into any details, we will designate only, that in cytoplasm cells exist over 20 specific activation ferments, each one of which reacts with a certain amino acid (Kochetkov and others, 1961). Plasma juice of amino acid activated with a fermentation system is immediately accepted by a FHK solution, which binds them quite firmly and "transfers" into microsomas, where they are utilized for the construction of albumin molecule. All these data have been obtained very recently. They created very great interest and are being quite intensively discussed and further developed. But in our opinion, already at the given stage of investigating the degree of participation of various FHK forms in the synthesis of albumin, it would be possible to make practically important conclusions, especially when studying the stimulation of the biomass concentration process of certain simple organisms.

Taking all this into consideration, we found it advisable to explain the effect of a solution of FHK form on the concentrations of biomass of *Chlorella pyrenoidosa* Chick alga; *Scenedesmus quadricauda* (Turp) Breb and *Dunaliella salina* Teod algae when cultivated under lab conditions. The selection of these algae types was prompted first of all on account of their practical values and the relative simplicity of germinating same.

Taking into consideration that a solution of the FHK type is non specific and that it has identical properties regardless of the object, from which it has been separated, in our investigations we have used the FHK compound, obtained from yeasts.

The molecular weight of the ribonucleic acid applied by us (close to 15000), according to literature data (Tongur 1960) corresponds approximately to the molecular weight of the FHK type solution.

Given below are the results of our own experiments.

#### Investigation on *Chlorella pyrenoidosa* Chick

The alga was grown on Craig Trelise nutritive solution (Bold, 1942).

The solution prior to seeding the alga was sterilized. Ribonucleic acid was

added on the 4-th, 8-th and 12-th days after planting *Ch.pyrenoidosa* in the amount of 50 mg per 250 ml of solution. The concentrated biomass of alga was measured nephelometrically.

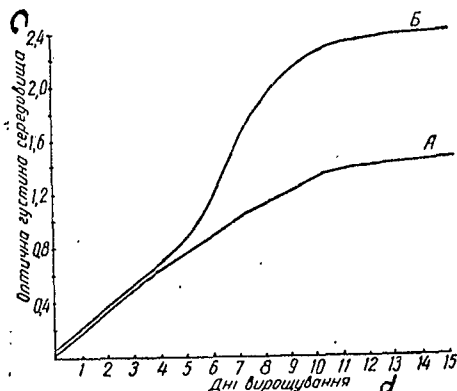


Fig.1. Concentrated biomass *Chlorella pyrenoidosa*: A-control; B-- FHK; c-optical density of medium; d-days of cultivation.

In fig.1. are given results of one of the many investigations. It should be pointed out, that in other investigations the results are no different from the above mentioned by more than 10-15%. This also took place in investigations on other algae. The data in the drawing show, that the addition of FHK into the cultivating medium leads to considerable concentration of biomass. And so for example, on the tenth-twelfth day in the investigated culture of *Ch.pyrenoidosa* biomass was doubly greater than in the control.

#### Investigations of *Scenedesmus quadricauda* (Turp.) Breb

The *Scenedesmus quadricauda* alga was cultivated on a Knop medium (Bold, 1942, Baslavskaya and others, 1956). The solution was sterilized prior to planting. Ribonucleinic acid was added on the day of planting *S. quadricauda* in the amount of 200 mg per one liter of medium.

The results of the investigation were given in fig.2.

Just as in the case of culture *Ch.pyrenoidosa*, is revealed the stimulating action of FHK on the concentration of alga biomass. On the 8-th and 10-th days the amount of cells in the presence of FHK grew by more than 1.8 times.

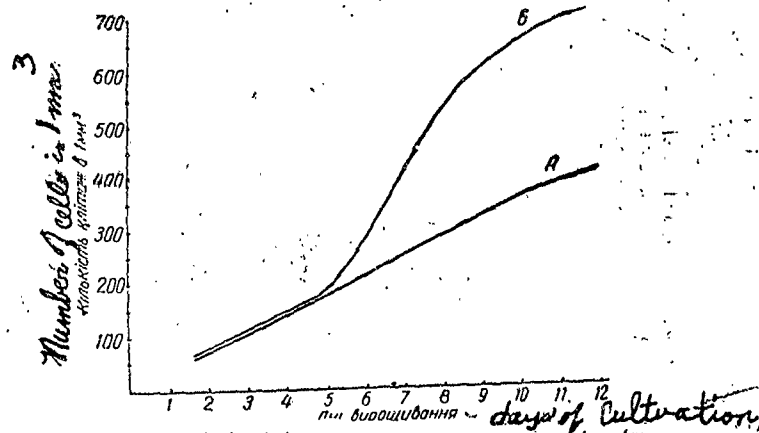


Fig.2. Concentration of biomass of *Scenedesmus quadricauda*;  
A-control; B-+ FHK

Studying *Dunaliella salina* Teod.

The *Dunaliella salina* alga was cultivated on nutritive Artari solution (Artari, 1916). The FHK compound was added, on the second day of planting in the amount of 200 mg per 1 liter of the medium. The number of cells was counted every five days.

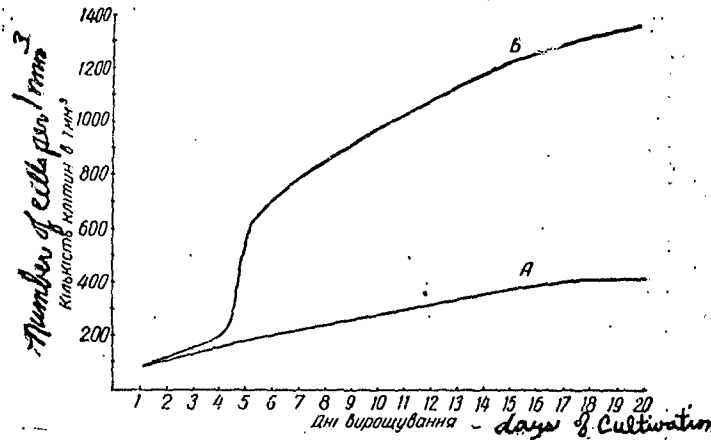


Fig.3. Concentration of *Dunaliella salina* biomass :  
A-control; B-+ FHK

Results of the investigation are given in drawing 3.

It is evident from the drawing, that the stimulating effect of ribonucleic acid is perfectly clear also for salt water algae.



### Conclusions.

Additional introduction into the culture medium of a low polymeric solution of ribonucleic acid leads to considerable stimulation of the growth and concentration of biomass of *Chlorella pyrenoidosa* Chick, *Scenedesmus Quadricauda* (Turp.)Breb, *Dunaliella salina* Teod algae.

### Literature.

Artari, A.B; Studying Simple Organisms of Salt Water Lakes 1. On the Question of Physiological Equilibrium of Salts in Nutritive Solutions, Moscow 1916.

Baslavskaya, S.S; Kulikova, R.F; Employing the Photometric Method in Determining the Growth of Algae Cultures. Byulleten Moskovskogo Obschestva Ispitateley Prirody, Vol.9. No.6, 1956.

Dickson M. Webb, E; Ferments, Publication Foreign Literature ,Moscow, 1961.

Kochetkov, N.K; Porgov, I.V; Botvinnik, M.M; Chemistry of Natural Compounds, Izdat. Akademii Nauk SSSR, Moscow 1961.

Tongur, V.S; Certain Problems of the interrelationship between the Biosynthesis of Albumin and nucleic acids. Uspekhi Sovetskoy Biologii vol.49No.2, 1960

Allen, E.H.; Glassman, E., Cordes, E., Schweet, R.S., Incorporation of amino acid in tu Ribinucleic acid., 1. The Role of Activating enzymies, K.Biol.Chem., V.235, 1960,

Bold, H., The Botanical Review, V. 7, 1942, cTop. 2.

Berg, P., Acyladenylates: the interaction of adenosine triphosphate and methionine, J. Biol. Chem., V. 222, 1956, cTop. 1025.

Hoagland, M.B., Zamecnik P.C., Sharon, N., Lipman, F., Stalberg, M.P., Boyer, P. D., Oxyden transfer tu AM in the enzymic synthesis of the hydroxmate of tryptophan, Biochem. et Biophy. Acta, v. 26, 1927, cTpp. 215.

Hoagland, M.B., An enzymic mechanism for amino acid activation in animal tissues Biochem. et Biophys. Acta, V. 16. cTop, 305, 1955.

Weiland, T; Niemann, E; Pflaiderer, G; On the Synthesis of Peptides, 12. Reports on General Chemistry, Vol. 68, 1956, p 305.

Botanical Inst. of the  
Acad. of Sc. Ukr-SSR.

Submitted Dec. 29, 1961

Biochemistry Inst. at the Acad. of  
Sc. Ukr-SSR

Russian and English summaries are included

DISTRIBUTION LIST

DEPARTMENT OF DEFENSE	Nr. Copies	MAJOR AIR COMMANDS	Nr. Copies
		AFSC	
		SCFDD	1
		ASTIA	25
HEADQUARTERS USAF		TDBTL	5
		TDBDP	5
AFCIN-3D2	1	SSD (SSF)	2
ARL (ARB)	1	AMD (AMRF)	1
AFCIN-M	1	AFMDC (MDF)	1
		AFSWC (SWF)	1
OTHER AGENCIES		ASD (ASYIM)	1
		ESD (ESY)	1
CIA	1		
NSA	6		
DIA	9		
AID	2		
OTS	2		
AEC	2		
PWS	1		
NASA	1		
ARMY	3		
NAVY	3		
NAFEC	1		
RAND	1		
PGE	12		