

UNCLASSIFIED

AD NUMBER

AD305644

CLASSIFICATION CHANGES

TO: UNCLASSIFIED

FROM: CONFIDENTIAL

LIMITATION CHANGES

TO:  
Approved for public release; distribution is unlimited.

FROM:  
Distribution authorized to U.S. Gov't. agencies and their contractors;  
Administrative/Operational Use; DEC 1958. Other requests shall be referred to Continental Army Command, Fort Monroe, VA.

AUTHORITY

DA ltr 5 Mar 1979; DA ltr 5 Mar 1979

THIS PAGE IS UNCLASSIFIED

UNCLASSIFIED

AD NUMBER

AD305644

CLASSIFICATION CHANGES

TO:

CONFIDENTIAL

FROM:

SECRET

AUTHORITY

31 Dec 1970, DoDD 5200.10

THIS PAGE IS UNCLASSIFIED

UNCLASSIFIED

AD 305 644

CLASSIFICATION CHANGED

TO: UNCLASSIFIED

FROM: CONFIDENTIAL

AUTHORITY:

Dept of Army Ltr

5 NOV 79



UNCLASSIFIED

305 644

**A315644-1**

**Armed Services Technical Information Agency**

**ARLINGTON HALL STATION  
ARLINGTON 12 VIRGINIA**

**FOR  
MICRO-CARD  
CONTROL ONLY**

**1 OF 1**

**NOTICE: WHEN GOVERNMENT OR OTHER DRAWINGS, SPECIFICATIONS OR OTHER DATA ARE USED FOR ANY PURPOSE OTHER THAN IN CONNECTION WITH A DEFINITELY RELATED GOVERNMENT PROCUREMENT OPERATION, THE U. S. GOVERNMENT THEREBY INCURS NO RESPONSIBILITY, NOR ANY OBLIGATION WHATSOEVER; AND THE FACT THAT THE GOVERNMENT MAY HAVE FORMULATED, FURNISHED, OR IN ANY WAY SUPPLIED THE SAID DRAWINGS, SPECIFICATIONS, OR OTHER DATA IS NOT TO BE REGARDED BY IMPLICATION OR OTHERWISE AS IN ANY MANNER LICENSING THE HOLDER OR ANY OTHER PERSON OR CORPORATION, OR CONVEYING ANY RIGHTS OR PERMISSION TO MANUFACTURE, USE OR SELL ANY PATENTED INVENTION THAT MAY IN ANY WAY BE RELATED THERETO.**

AD No 305644L  
ASTIA FILE COPY

SECRET

REPORT OF PROJECT NR TF-958

COUNTERMEASURES EVALUATION OF RECEIVER R-695/1LT-6B (U)

/MJD

PREPARED JOINTLY BY:

WRIGHT AIR DEVELOPMENT CENTER  
RESEARCH AND DEVELOPMENT COMMAND  
WRIGHT-PATTERSON AIR FORCE BASE, OHIO

US ARMY AIR DEFENSE BOARD  
FORT BLISS, TEXAS

NO PORTION OF THIS JOINT REPORT WILL BE DUPLICATED OR EXTRACTED WITHOUT THE CONCURRENCE OF US ARMY AIR DEFENSE BOARD AND WRIGHT AIR DEVELOPMENT CENTER, OR WITHOUT SIMILAR CONCURRENCE OF BOTH ARMY AND AIR FORCE SENIOR HEADQUARTERS.

US ARMY AIR DEFENSE BOARD AND WRIGHT AIR DEVELOPMENT CENTER WILL KEEP EACH OTHER INFORMED OF ANY ACTION INITIATED ON, OR AS A RESULT OF, THIS JOINT TEST.

FILE COPY  
Return to  
ASTIA  
ARLINGTON HALL STATION  
ARLINGTON 12, VIRGINIA  
ATTN: TISSB

ASTIA  
RECEIVED  
FEB 27 1959  
TIPDR A

FC  
BAC

SPECIAL HANDLING REQUIRED  
NOT RELEASABLE TO FOREIGN NATIONALS  
EXCEPT NONE

BY AUTHORITY OF PRESIDENT, US ARMY AIR  
DEFENSE BOARD

PER LT COL RAY C. PULASKI, ARTY

DATE: 29 DECEMBER 1958 SECRET

COPY NR 22 OF 48 COPIES

PAGE NR 1 OF 2 PAGE

1.TBD

59-0006

112277

This document is the property of the United States Government. It is furnished for the duration of the contract and shall be returned when no longer required, or upon recall by ASTIA to the following address:  
Armed Services Technical Information Agency, Arlington Hall Station  
Arlington 12, Virginia

**NOTICE: THIS DOCUMENT CONTAINS INFORMATION AFFECTING THE NATIONAL DEFENSE OF THE UNITED STATES WITHIN THE MEANING OF THE ESPIONAGE LAWS, TITLE 18, U.S.C., SECTIONS 793 and 794. THE TRANSMISSION OR THE REVELATION OF ITS CONTENTS IN ANY MANNER TO AN UNAUTHORIZED PERSON IS PROHIBITED BY LAW.**

**SECRET**

HEADQUARTERS  
UNITED STATES CONTINENTAL ARMY COMMAND  
Fort Monroe, Virginia

ATDEV-5 413.4/26(S)(24 Feb 59)

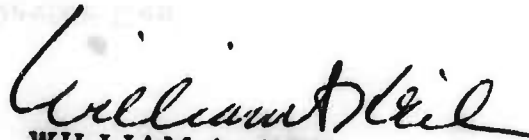
24 February 1959

SUBJECT: Report of Project Nr TF-958, Countermeasures Evaluation  
of Receiver R-695/ALT-6B (U)

TO: Chief of Research and Development  
Department of the Army  
Washington 25, DC

1. Inclosed is a copy of the Joint Report of US Army Air Defense Board and Wright Air Development Center, Project Nr TF-958, subject: "Countermeasures Evaluation of Receiver R-695/ALT-6B (U)."
2. This headquarters concurs in the conclusions of paragraph 7 of the report.
3. It is recommended that this report be brought to the attention of responsible technical agencies for their information in the design of future radar tracking equipment.

FOR THE COMMANDER:



WILLIAM A. KEIL  
Major, AGC  
Asst Adjutant General

1 Incl  
(Over)

Special Handling Required; Not  
Releasable To Foreign Nationals  
Except: None  
By Authority of CG, USCONARC  
Per: *William A. Keil*  
*Maj AGC*  
Date: 24 Feb 59

REGRADED UNCLASSIFIED  
WHEN SEPARATED FROM  
CLASSIFIED INCLOSURE

Copy Nr 22 of 41 copies  
CN: 112277

ARMY-USCONARC-1394

**SECRET**



**SECRET**

- 1 Incl  
Joint Rept of USAAD  
Bd & Wright Air Dev  
Cen, Project Nr  
TF-958, subj as above

**Copies furnished:**

- A -  
DCSOPS, DA  
CofOrd  
CSigO  
CG's  
    US ARADCOM  
    USARAL  
Assoc Dir (Army), US Nav Tng Device Cen  
Comdt  
    USACGSC  
    US ARADSCH  
    USAAMS
- Pres  
    USAAD Bd (WO incl)  
    USA Arty Bd  
USCONARC LO  
    Pentagon (WO incl)  
    Wright Air Dev Cen (WO incl)  
Marine LO, Hq USCONARC (WO incl)  
CofS, USAF (WO incl)  
CNO (WO incl)  
Hq, USMC  
Comdr,  
    Air RD Comd  
    ASTIA
- Dir  
    Air Univ Library  
    Marine Corps Ldg Force Dev Cen

# SECRET

## REPORT OF PROJECT NR TF-958

### COUNTERMEASURES EVALUATION OF RECEIVER R-695/ALT-6B (U)

/MJB

#### ABSTRACT:

(C) THIS FINAL REPORT OF TEST CONTAINS AN EVALUATION OF THE R-695/ALT-6B AUTOMATIC AIRBORNE RECEIVER DESIGNED TO INTERCEPT GROUND AND AIRBORNE SIGNALS, ACTIVATE AND TUNE THE AN/ALT-6B JAMMING TRANSMITTER TO THE PROPER FREQUENCY. TEST DATA WERE OBTAINED FROM THE NIKE AJAX FIRE CONTROL SYSTEM, TRACKING PORTION ONLY. THE RECEIVER WAS EVALUATED IN TERMS OF EFFECTIVE RANGE AND ACCURACY OF FREQUENCY SET-ON.

#### TEST OFFICERS:

US ARMY AIR DEFENSE BOARD  
WADC, WCLGL-2

CAPT C. M. KINDICK  
MR. T. G. CUNNINGHAM

#### 1. (U) AUTHORITY.

##### A. TEST DIRECTIVES.

(1) LETTER, ATDEV-5 413.4/114(C), (23 JUL 58) HEADQUARTERS, UNITED STATES CONTINENTAL ARMY COMMAND, 23 JUL 58, SUBJECT: "JOINT EVALUATION OF RADAR COUNTERMEASURES SET, AIRBORNE JAMMER AN/ALT-6B (U)."

(2) ECM TESTING CONFERENCE OF 30 OCTOBER 1956 BETWEEN ARDC AND CONARC.

##### B. PURPOSE. TO EVALUATE THE FOLLOWING:

(1) THE EFFECTIVENESS OF THE R-695/ALT-6B RECEIVER AGAINST X-BAND TRACKING RADAR.

(2) THE VULNERABILITY OF X-BAND TRACKING RADAR TO JAMMING AND TO DEVELOP OPERATIONAL TECHNIQUES TO MINIMIZE THESE COUNTERMEASURES.

#### 2. (U) REFERENCES.

A. ANNUAL JOINT ELECTRONIC COUNTERMEASURES PLANNING CONFERENCE, HELD AT USCONARC, 29 OCTOBER 1957.

B. TELEPHONE CONVERSATION BETWEEN LT COL GEMMELL, US ARMY AIR DEFENSE BOARD, AND MR. LACO KNIGHT OF WADC, ON 5 MAY 1958.

# SECRET

COPY NR 22 OF 48 COPIES

PAGE NR 2 OF 76 PAGES

ATBD-58-

# SECRET

## 3. (C) DESCRIPTION OF MATERIEL.

### A. ECM EQUIPMENT.

(1) COUNTERMEASURES TRANSMITTING SET AN/ALT-6B IS A CONTINUOUS WAVE, NOISE AND FREQUENCY MODULATED, REMOTELY CONTROLLED, AIRBORNE RADAR JAMMING SYSTEM TUNABLE OVER A FREQUENCY RANGE OF 40 TO 10,500 MEGACYCLES. EFFECTIVE FREQUENCY COVERAGE OF THE EQUIPMENT IS DETERMINED BY THE SELECTION OF INTERCHANGEABLE TRANSMITTER GROUPS FOR INSTALLATION IN THE TRANSMITTING SET. EACH TRANSMITTER GROUP COVERS A SPECIFIC FREQUENCY RANGE AND CAN BE OPERATED WITH EITHER OF THE TRANSMITTERS. TWELVE DIFFERENT TRANSMITTER GROUPS ARE USED TO COVER THESE FREQUENCIES, EACH INCLUDING A TUNABLE MAGNETRON OSCILLATOR CAPABLE OF JAMMING A DIFFERENT RANGE OF FREQUENCIES. THIS OSCILLATOR HAS AN RF POWER OUTPUT OF 150 WATTS MINIMUM AT ANY POINT IN THE FREQUENCY RANGE OF THE OSCILLATOR. THE MODULATION AMPLITUDE IS SUCH THAT THE BANDWIDTH OF THE TRANSMITTER SIGNAL IS A MINIMUM OF EIGHT MEGACYCLES. THIS BANDWIDTH HAS AT LEAST 100 WATTS CONCENTRATED THEREIN AND NOT LESS THAN EIGHT WATTS IN ANY ONE MEGACYCLE PORTION OF THIS BAND. THE SYSTEM AS USED IN THESE TESTS IS DESIGNED TO JAM X-BAND DEFENSIVE SEARCH, TRACK AND GUNLAYING TYPE RADARS WITHIN THE FREQUENCY RANGE OF 8750 TO 10,500 MEGACYCLES.

(2) MODES OF OPERATION. THE TRANSMITTING SET AN/ALT-6B IS CAPABLE OF FOUR MODES OF OPERATION. FREQUENCY SWEEP GENERATORS AND/OR A RANDOM NOISE MODULATION SIGNAL ARE USED IN THE DIFFERENT MODES OF OPERATION.

(A) SPOT JAMMING. CONTINUOUS JAMMING OF A SINGLE FREQUENCY.

(B) SLOW-SWEEP JAMMING. PROVIDES THE CAPABILITY TO SWEEP A BANDWIDTH ADJUSTABLE FROM APPROXIMATELY ZERO TO THE ENTIRE FREQUENCY RANGE OF THE OSCILLATOR TUBE. THE SWEEP RATE IS VARIABLE FROM 2 TO 120 CYCLES PER MINUTE.

(C) FAST-SWEEP JAMMING. PROVIDES THE CAPABILITY TO FAST-SWEEP ABOUT A CENTER FREQUENCY. THE BANDWIDTH THAT MAY BE FAST SWEEPED WILL VARY ACCORDING TO THE FREQUENCY RANGE OF THE OSCILLATOR TUBE USED. THE X-BAND OSCILLATOR THAT WILL BE USED IN THESE TESTS MAY BE FAST SWEEPED OVER A BANDWIDTH VARIABLE FROM APPROXIMATELY 0 TO 200 MEGACYCLES. THE SWEEP RATE IS VARIABLE OVER THE GIVEN BANDWIDTH AT ANY DESIRED RATE FROM 2 TO 20 CYCLES PER SECOND.

(D) COMBINED-SWEEP JAMMING. THIS JAMMING MODE USES A COMBINATION OF SLOW AND FAST SWEEPS DESCRIBED IN (B) AND (C), ABOVE. WHEN

COPY NR 22 OF 48 COPIES

SECRET

PAGE NR 32 OF 74 PAGES

## SECRET

COMBINED SWEEP JAMMING IS USED, THE CENTER FREQUENCY IS SELECTED FOR SLOW SWEEP JAMMING AND THE FAST SWEEP JAMMING SIGNAL MODULATES THE VARYING SLOW SWEEP FREQUENCY.

B. AUTOMATIC RECEIVER. THE AUTOMATIC RECEIVER EQUIPMENT, WHEN EMPLOYED AS PART OF THE AN/ALT-6B, WILL CONTINUOUSLY MONITOR SIGNALS WITHIN A PRESET RANGE OF FREQUENCIES AND WILL TURN ON THE TRANSMITTING EQUIPMENT WHEN A DANGEROUS SIGNAL, AS DETERMINED BY PRESET CONTROLS AND ANALYSIS CIRCUITS, IS RECEIVED. THE AUTOMATIC RECEIVER EQUIPMENT CAN BE SET TO RESPOND TO THE PARTICULAR SIGNALS DETERMINED TO BE DANGEROUS TO THE AIRCRAFT MISSION. AFTER THE TRANSMITTING EQUIPMENT HAS BEEN TURNED ON, THE AUTOMATIC RECEIVER EQUIPMENT WILL BRIEFLY DISABLE THE TRANSMITTER AT RANDOM TIMES, AND LOOK THROUGH THE JAMMING SIGNAL TO DETERMINE IF THE VICTIM SIGNAL IS STILL PRESENT. WHEN THE VICTIM SIGNAL HAS DISAPPEARED IT WILL TURN OFF THE TRANSMITTING EQUIPMENT AND RESUME ITS MONITOR FUNCTIONS.

C. FREQUENCY. EFFECTIVE FREQUENCY COVERAGE OF THE AN/ALT-6B IS DETERMINED BY SELECTION OF MACHED INTERCHANGEABLE TRANSMITTER AND RECEIVER GROUPS FOR INSTALLATION IN THE BASIC TRANSMITTING AND RECEIVING EQUIPMENT. EACH PAIR OF GROUPS COVER A SPECIFIC FREQUENCY RANGE. TWO RECEIVER GROUPS ARE PRESENTLY AVAILABLE AND HENCE THE MONITOR FUNCTION OF THE AN/ALT-6B AUTOMATIC RECEIVER EQUIPMENT CAN BE USED ONLY IN THESE FREQUENCY RANGES. (S-BAND 2350-3600 MCS. X-BAND 8750-10,500 MCS.)

D. MODES OF RECEIVER OPERATION. TWO MODES OF AUTOMATIC RECEIVER OPERATION ARE AVAILABLE. THE MODE IS SELECTED PRIOR TO TAKE-OFF AND THE CONTROLS SET ACCORDINGLY. THE MODES ARE:

(1) MODE A. IN THIS MODE A SELECTED RANGE OF FREQUENCIES IS MONITORED ON A 100% PROBABILITY OF INTERCEPT BASIS. THE CENTER OF THE BAND MAY BE POSITIONED TO ANY FREQUENCY WITHIN THE TUNING RANGE OF THE RECEIVER GROUP. BANDWIDTH OF THE MONITORED CHANNEL MAY BE 200 MC, 150 MC, 100 MC OR 50 MC. A SIGNAL FALLING WITHIN THE SELECTED BANDWIDTH AND DISPLAYING THE CHARACTERISTICS DETERMINED TO BE DANGEROUS WILL TURN ON THE TRANSMITTING EQUIPMENT. SWEEP RATE, CENTER FREQUENCY AND BANDWIDTH ARE PRESET.

(2) MODE B. IN MODE B ANY BAND OF FREQUENCIES WITHIN THE LIMITS OF THE RECEIVER GROUP WILL BE SCANNED. ON RECEIVING A SIGNAL HAVING THE CHARACTERISTICS DETERMINED TO BE DANGEROUS, THE RECEIVER WILL STOP SCANNING AND POSITION THE JAMMER WITHIN  $\pm$  20 MC OF THE TARGET SIGNAL. SWEEP RATES AND BANDWIDTH ARE PRESET.

E. SIGNAL DISCRIMINATION.

COPY NR 22 OF 48 COPIES

PAGE NR 43 OF 76 PAGES

3  
SECRET

# SECRET

(1) SEARCH. PULSED SEARCH AND TRACK. RECEIVER IS SENSITIVE TO SIGNALS HAVING PULSE REPETITION FREQUENCIES IN THE RANGE OF 200 TO 10,000 PPS.

(2) TRACK. PULSED TRACK. RECEIVER IS SENSITIVE TO PULSED SIGNALS HAVING REPETITION FREQUENCIES IN THE RANGE 800 TO 10,000 PPS. SYSTEM IS INOPERATIVE FOR CW, NOISE OR PULSED SIGNALS PRF LESS THAN 800 PPS OR MORE THAN 10,000 PPS.

(3) CW. RECEIVER IS SENSITIVE TO CW SIGNALS ONLY. AUTOMATIC SYSTEM WILL NOT BE ACTIVATED ON ANY PULSED-TYPE SIGNALS.

## F. TRANSMITTER JAMMING MODES (AFTER RECEIVER LOCK-ON).

(1) FAST SWEEP (RECEIVER MODES A OR B) 2-20 CPS  
0-200 MC BANDWIDTH

(2) SLOW SWEEP (RECEIVER MODES A OR B) 2-120 CPM  
0-FULL BANDWIDTH

(3) COMBINED SWEEP (RECEIVER MODES A OR B) ANY COMBINATION OF FAST AND SLOW SWEEP.

G. EQUIPMENT INSTALLED IN AIRCRAFT. TWO EACH COUNTERMEASURES TRANSMITTING SETS AN/ALT-6B WITH TWO EACH RECEIVERS R-695/ALT-6B WERE INSTALLED IN A C-131B TYPE AIRCRAFT. TWO HORN TYPE ANTENNAS AT-581/ALT-6B WERE INSTALLED IN A RADOME ON THE UNDERSIDE OF THE AIRCRAFT POINTING FORWARD, TILTED 20 DEGREES DOWN FROM HORIZONTAL. A SINGLE ANTENNA WAS USED FOR TRANSMITTING AND RECEIVING.

H. RADAR SUPPORT EQUIPMENT. DETAILED DESCRIPTIONS OF THE NIKE AJAX SYSTEM CAN BE FOUND IN DEPARTMENT OF THE ARMY TECHNICAL MANUALS 9-5000 SERIES.

4. (S) BACKGROUND. THE COUNTERMEASURES TRANSMITTING SET AN/ALT-6B IS THE RESULT OF A SECOND SOURCE CONTRACT TO IMPROVE THE PERFORMANCE, OPERATIONAL CAPABILITY AND FREQUENCY RANGE OF ITS PRECEDENT EQUIPMENT AN/APT-16. THE AN/APT-16 EQUIPMENT WAS DESIGNED AS A SPOT JAMMER TO COVER THE S-BAND FREQUENCY ONLY. THE AN/ALT-6B EQUIPMENT WILL COVER THE FREQUENCY RANGE FROM 40 TO 10,500 MEGACYCLES USING PLUG-IN OSCILLATOR. THIS EQUIPMENT WILL PROVIDE FOUR DIFFERENT MODES OF OPERATION AGAINST EITHER VERTICALLY OR HORIZONTALLY POLARIZED ANTENNAS. WITH THE INCREASED SPEED OF AIRCRAFT, INCREASE IN THE NUMBER OF JAMMING EQUIPMENTS INSTALLED AND THE DECREASE OF SPACE AVAILABLE FOR AN ECM OPERATOR, IT WAS APPARENT THAT SOME AUTOMATIC DEVICE WAS

COPY NR 22 OF 48 COPIES

PAGE NR 54 OF 76 PAGES

4  
SECRET

# SECRET

NEEDED TO OPERATE THE JAMMING EQUIPMENT. THE RECEIVER R-695/ALT-6B IS THE RESULT OF A CONTRACT TO PROVIDE A RECEIVER THAT WOULD SEARCH THE FREQUENCY SPECTRUM, INTERCEPT A VICTIM SIGNAL AND AUTOMATICALLY TUNE THE TRANSMITTER TO THAT FREQUENCY AND START JAMMING.

## 5. (S) SUMMARY OF TEST.

A. A TOTAL OF FIVE FLIGHTS WERE FLOWN, OF WHICH TWO WERE CONSIDERED SUCCESSFUL. OF THE REMAINING THREE, TWO WERE UNSUCCESSFUL BECAUSE OF ERRATIC OPERATION OR FAILURE OF THE AN/ALT-6B AUTOMATIC EQUIPMENT AND ONE BECAUSE OF FAILURE OF THE AIRCRAFT POWER POD.

B. THE TEST WAS CONDUCTED IN TWO PHASES. PHASE IA WAS TO DETERMINE THE OPTIMUM SWEEP RATES AND WIDTHS FOR THE JAMMER AGAINST THE TRACK RADAR SO THAT AN EVALUATION OF THE AUTOMATIC RECEIVER AND THE COUNTER-COUNTERMEASURES TECHNIQUES OF THE TRACK RADAR WOULD BE REALISTIC. PHASE IB WAS THEN CONDUCTED USING PARAMETERS ESTABLISHED IN PHASE IA AND DATA RECORDED IN THE FORM OF AN EVENTS RECORDER TAPE. DURING THIS PHASE ONLY ONE MISSION WAS SUCCESSFUL AND THE POWER POD FAILURE NECESSITATED THE RETURN OF THE TEST AIRCRAFT TO ITS BASE AND CANCELLATION OF FURTHER TESTING.

C. THE TARGET AIRCRAFT, CARRYING THE AN/ALT-6B AUTOMATIC EQUIPMENT, FLEW RADIAL INBOUND COURSES TO THE RADAR SITE AND ALL RUNS WERE STARTED AT A RANGE OF 40,000 YARDS. THE TRACK RADAR WAS LIMITED TO A FREQUENCY RANGE OF 9400 TO 9600 MC AND WAS OPERATED IN BOTH AUTOMATIC AND MANUAL AIDED TRACKING MODES. TEST RESULTS INDICATE THAT THE JAMMING AFFECTED THE TRACK RADAR IN AUTOMATIC MODE BUT HAD VERY LITTLE EFFECT IN MANUAL AIDED MODE. THE AUTOMATIC RECEIVER WAS TURNED ON AT 40,000 YARDS AND THE AVERAGE TIME FOR TURN-ON AND ACTIVATION OF THE TRANSMITTER WAS APPROXIMATELY 50 SECONDS. THIS WAS AVERAGE TIME WITH A SINGLE ANTENNA INSTALLATION. MINIMUM TIME WAS 12 SECONDS AND MAXIMUM TIME 120 SECONDS. FREQUENCY SET-ON ACCURACY OF THE RECEIVER WAS WELL WITHIN THE SPECIFICATION OF  $\pm 20$  MC DURING THE ONE MISSION IN PHASE IA.

## 6. (S) DISCUSSION.

A. CONSIDERABLE DIFFICULTY WITH THE OPERATIONAL RELIABILITY OF THE R-695/ALT-6B RECEIVER WAS ENCOUNTERED. AT NO TIME WERE BOTH OF THE SYSTEMS OPERATIONAL AND CONTRACTOR PERSONNEL DEVOTED A GREAT AMOUNT OF TIME TO THE MAINTENANCE OF THE RECEIVER FOR PROPER OPERATION.

B. BECAUSE OF THE AIRCRAFT POWER POD FAILURE AND PRIOR COMMITMENTS OF THE US ARMY AIR DEFENSE BOARD, THE TEST WAS TERMINATED AND NO COUNTER-COUNTERMEASURES TECHNIQUES WERE INVESTIGATED BY THE GROUND RADAR. COUNTER-COUNTERMEASURES WERE NOT PERMITTED DURING PHASES I AND II. THESE WERE TO BE INVESTIGATED DURING A THIRD PHASE WHICH WAS NEVER FLOWN.

COPY NR 22 OF 48 COPIES

SECRET

PAGE NR 15 OF 16 PAGES

7. (S) CONCLUSIONS.

A. THE R-695/ALT-6B RECEIVER OPERATED SATISFACTORILY DURING THIS TEST AS FAR AS IT PROGRESSED.

B. RELIABILITY AND MAINTENANCE OF THE R-695/ALT-6B RECEIVER ARE MAJOR PROBLEMS.

C. NO CONCLUSIONS CAN BE DRAWN AS TO THE EFFECTIVENESS OF THE COUNTER-COUNTERMEASURE TECHNIQUES BECAUSE THE TEST DID NOT PROGRESS TO THIS PHASE.

8. (U) PERSONNEL. PARTICIPANTS IN THE CONDUCT OF THIS TEST WERE:

US ARMY AIR DEFENSE BOARD:

LT COL J. D. GENMELL  
MAJOR T. E. MARRIOTT  
CAPT C. M. KINDICK (TEST DIRECTOR)

WRIGHT AIR DEVELOPMENT CENTER:

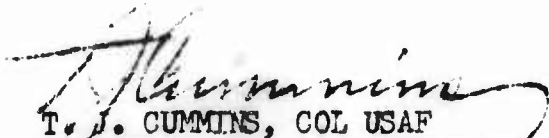
CAPT ROBERT K. YECK  
T. G. CUNNINGHAM (TEST DIRECTOR)

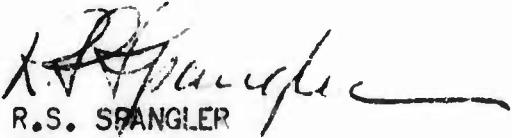
THIS REPORT WAS PREPARED BY CAPT C. M. KINDICK, US ARMY AIR DEFENSE BOARD, CAPT ROBERT K. YECK AND MR. T. G. CUNNINGHAM, WRIGHT AIR DEVELOPMENT CENTER.

9. (U) REGRADED CONFIDENTIAL

30 DEC

1961.

  
T. J. CUMMINS, COL USAF  
Chief, Weapons Guidance Laboratory  
Directorate of Laboratories

  
R. S. SPANGLER  
COLONEL, ARTY  
PRESIDENT  
US ARMY AIR DEFENSE BOARD

COPY NR 22 OF 48 COPIES

PAGE NR 75 OF 78 PAGES

**UNCLASSIFIED**

**UNCLASSIFIED**