

UNCLASSIFIED

AD NUMBER

AD305569

LIMITATION CHANGES

TO:

Approved for public release; distribution is unlimited.

FROM:

Distribution authorized to U.S. Gov't. agencies and their contractors;
Administrative/Operational Use; FEB 1959. Other requests shall be referred to Development and Proof Services, Aberdeen Proving Ground, MD.

AUTHORITY

APG ltr 19 Nov 1990

THIS PAGE IS UNCLASSIFIED

AD-305 569

03591056

USADACS Technical Library



5 0712 01014162 9

~~CONFIDENTIAL~~

THIS DOCUMENT CONSISTS OF 25 PAGES.
COPY 18 OF 19 COPIES.

ment and Proof Services

REFERENCE COPY

REPORT NO. DPS/TW-418/15

ARTILLERY DIVISION

TECHNICAL
LIBRARY

REPORT ON

DEVELOPMENT OF SHOT, 90/40-MM, APFSDS, T320 (U)

FIFTEENTH REPORT ON ORDNANCE PROJECT NO. TW-418

(D. A. PROJECT NO. 5A04-03-084)

(PICATINNY ARSENAL TPR NO. TE-174)

Regraded

Unclassified

By authority of

PTIC (AD 305 569)

Date

6 July 81

O. G. MILLER

FEBRUARY 1959



RETAIN OR DESTROY PER AR 380-5 AND
AR 345-25 OR COMPARABLE AF OR NAVY
REGULATIONS. DO NOT RETURN

Aberdeen Proving Ground
Maryland

~~CONFIDENTIAL~~

9678
e-8496

Reproduction of this document, in whole or in part, is prohibited except with permission of the issuing office; however, ASTIA is authorized to reproduce the document for U. S. Governmental purposes.

All request for additional copies of this report will be made to ASTIA, Arlington Hall Station, Arlington 12, Virginia.

AD- 305569

SECURITY REMARKING REQUIREMENTS

DOD 5200.1-R, DEC 78

REVIEW ON 28 FEB 79

THIS REPORT HAS BEEN DELIMITED
AND CLEARED FOR PUBLIC RELEASE
UNDER DOD DIRECTIVE 5200.20 AND
NO RESTRICTIONS ARE IMPOSED UPON
ITS USE AND DISCLOSURE.

DISTRIBUTION STATEMENT A

APPROVED FOR PUBLIC RELEASE;
DISTRIBUTION UNLIMITED.

305589

U.S.P. COMPANY
Etc. 4 Feb 1911

This document is the property of the United States Government. It is furnished for the duration of the contract and shall be returned when no longer required, or upon recall by ASTIA to the following address:
Armed Services Technical Information Agency, Arlington Hall Station,
Arlington 12, Virginia

NOTICE: THIS DOCUMENT CONTAINS INFORMATION AFFECTING THE NATIONAL DEFENSE OF THE UNITED STATES WITHIN THE MEANING OF THE ESPIONAGE LAWS, TITLE 18, U.S.C., SECTIONS 793 and 794. THE TRANSMISSION OR THE REVELATION OF ITS CONTENTS IN ANY MANNER TO AN UNAUTHORIZED PERSON IS PROHIBITED BY LAW.

UNCLASSIFIED

DTIC REPORT BIBLIOGRAPHY SEARCH CONTROL NO. BFN55I

AD- 305 569 19/1 19/4

pr 81

ABERDEEN PROVING GROUND MD

DEVELOPMENT OF SHOT, 90/40-MM, APFSDS, T320 (U)

DESCRIPTIVE NOTE: Rept. no. 15,
FEB 59 1V MILLER, O.G. ;
PROJ: TW 41B

UNCLASSIFIED REPORT

C-8496

DESCRIPTORS: *ARMOR PIERCING AMMUNITION, ARMOR,
CARTRIDGES, FIN STABILIZED AMMUNITION, PENETRATION,
PROJECTILES, SABOT PROJECTILES, TESTS,
VULNERABILITY (U)
IDENTIFIERS: 90-MM ORDNANCE ITEMS, T-320
CARTRIDGES(90-MM) (U)

~~CONFIDENTIAL~~

DEVELOPMENT AND PROOF SERVICES
ABERDEEN PROVING GROUND
MARYLAND

AUTHORITY: ORDBB, TPR NO. TE-174
PRIORITY : 1A

OGMiller/jl
11 February 1959

DEVELOPMENT OF SHOT, 90/40-MM, APFSDS, T320 (U)

Fifteenth Report on Ordnance Project No. TW-418

Dates of Test: 28 May to 26 June 1958

ABSTRACT (C)

This test was conducted in order to characterize the 90/40-mm, T320E60 shot as to its plate-penetration capabilities against 4.7-inch-thick rolled homogeneous armor. Sufficient rounds were fired to obtain a protection ballistic limit to determine if the T320E60 shot would penetrate 4.7-inch rolled homogeneous plate at 60 degrees obliquity with a PBL of 4460 fps or less. A six-round protection ballistic limit (three complete penetrations and three partial penetrations), within 150 fps velocity dispersion, of 4585 fps was obtained.

It is concluded that the T320E60 shot will not defeat the above plate condition within the 4460 fps requirement.

~~CONFIDENTIAL~~

CONTENTS

| | <u>PAGE NO.</u> |
|---------------------------------------|-----------------|
| INTRODUCTION | 3 |
| DESCRIPTION OF MATERIEL | 3 |
| Items Tested | 3 |
| Supporting Materiel | 3 |
| DETAILS OF TEST | 4 |
| Procedures | 4 |
| Results | 4 |
| CONCLUSIONS | 5 |
| REFERENCES | 6 |
| APPENDIX A: CORRESPONDENCE | A-1 |
| APPENDIX B: FIRING RECORD | B-1 |
| APPENDIX C: SUPPORTING DATA | C-1 |
| APPENDIX D: PHOTOGRAPHS | D-1 |
| APPENDIX E: DISTRIBUTION | E-1 |

~~CONFIDENTIAL~~

1. (C) INTRODUCTION

In previous tests with the 90/40-mm, T320 shot, difficulties have been encountered in attaining the ultimate interdependent goals of accuracy (0.15 mil probable error), muzzle velocity (5200 fps) and armor penetration (5 inches at 60 degrees at 2000 yards) because of the excessive aerodynamic and launching stresses imposed on the projectile components. In an effort to provide a round of ammunition within the short time necessary to meet system schedules, it has been decided that it might be desirable to retreat slightly from the original goals, and reduce the muzzle velocity level to approximately 5025 fps to reduce the effects of aerodynamic and in-gun heating. The object of this test was to characterize the projectile with the lowered velocity with respect to armor penetration; specifically, to determine whether the 90/40-mm Arrow projectile is capable of penetrating 120-mm (4.7-inch) rolled homogeneous armor plate mounted at 60 degrees obliquity with a protection ballistic limit of 4460 fps or less. In the event the PBL proved to be in excess of 4460 fps, the PBL was to be determined against 115-mm (4.5-inch) rolled homogeneous armor plate mounted at 60 degrees obliquity.

Subsequent to the firing of the first phase of this test it was decided not to reduce the original goals, and consequently the Picatinny Arsenal representative decided not to fire the second phase of this test (4.5-inch plate at 60 degrees).

2. DESCRIPTION OF MATERIEL

2.1 (C) Items Tested

Cartridge, 90/40-mm, APFSDS, T320E60, for T208 gun, Drawing No. FXP-90022, Lot No. PA-E-26214, without propellant.

2.2 (U) Supporting Materiel

Propellant : MP, M17, 0.070-inch web size, Lot No. RAD-SR-28-57.

Gauges : Pressure, M3, crusher type, copper cylinder Lot No. 9C-55, Frankford Arsenal, annealed Frankford Arsenal 1955.

Gun : 120-mm, T123E1, No. 330.

Tube : 90-mm, T208E4, No. 80217.

Carriage : 155-mm Gun, M1, No. 12.

Recoil : 155-mm Gun, T54, No. 77.

Armor Plate: 4.7-inch-thick rolled homogeneous plate No. 023283, Heat No. 73U078. Average Bhn: 259. Charpy at -40 degrees - 81-79.

3
~~CONFIDENTIAL~~

3. (C) DETAILS OF TEST

3.1 Procedures

To obtain the protection ballistic limit against 4.7-inch-thick rolled homogeneous armor plate set at 60 degrees obliquity, the plate to be tested was placed in butts constructed from 8-inch-thick armor plate, and the plate wedged at the desired degree of obliquity (60 degrees).

Velocities were obtained by use of velocity coils placed as follows: From muzzle to 1st coil 149.65 feet. From 1st to 2nd coil 83.90 feet. From 2nd coil to plate 60.20 feet.

Chamber pressures were obtained for each round fired by placing two M3 pressure gauges inside the case at time of loading.

A total of nine rounds were loaded with varying propelling charges calculated to give the desired velocities to obtain three complete and three partial penetrations of the plate within the prescribed velocity dispersion limits of 150 fps as prescribed for V50 Ballistic Limit (Protection), Reference OPM-50-10, 11 April 1957.

3.2 Results

A protection ballistic limit of 4585 fps, based upon three complete and three partial penetrations of the plate within 150 fps velocity dispersion was obtained.

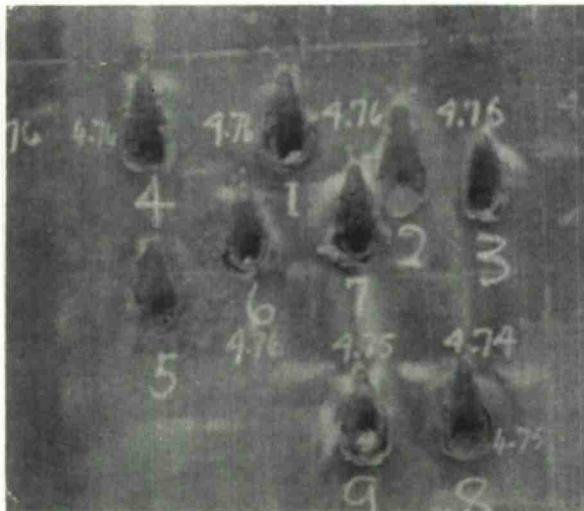


Figure 1 - Front of Plate, 4.7-Inch Rolled Homogeneous Armor.

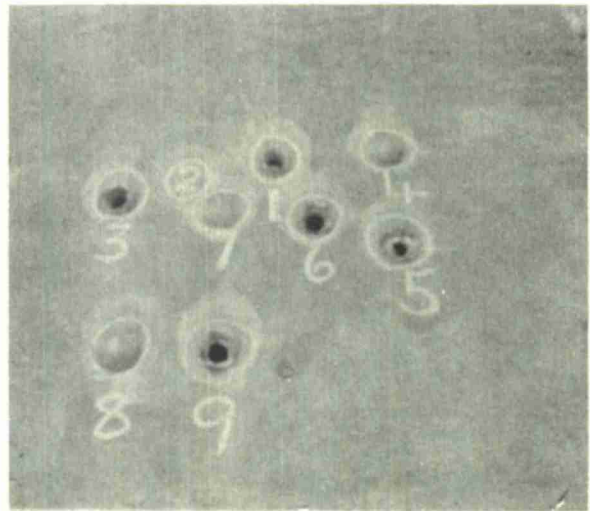


Figure 2 - Rear of Plate, 4.7-Inch Rolled Homogeneous Armor.

4. (C) CONCLUSION

It is concluded that the T320E60 shot will not defeat 4.7-inch armor plate at 60 degrees obliquity within the 4460 fps requirement.

SUBMITTED:

Opie G. Miller
OPIE G. MILLER
CWO-3 Ord Corps
Test Director

REVIEWED:

H. B. Anderson
H. B. ANDERSON
Chief, Artillery
Ammunition Branch

M. D. Kaplan
H. A. BECHTOL
Chief
Artillery Division

APPROVED:

H. A. Noble
H. A. NOBLE
Assistant Deputy Director
for Engineering Testing
Development and Proof Services

REFERENCES

1. Test Program Request Number TE-14, Picatinny Arsenal.
2. Test Program Request Number TE-174, Picatinny Arsenal.
3. OPM 50-10, dated 11 April 1957.

APPENDICES

| | <u>PAGE</u> |
|------------------------------|-------------|
| A, CORRESPONDENCE | A-1 |
| B, FIRING RECORD | B-1 |
| C, SUPPORTING DATA | C-1 |
| D, PHOTOGRAPHS | D-1 |
| E, DISTRIBUTION | E-1 |

CONFIDENTIAL

APPENDIX A

Correspondence

ORDNANCE CORPS
PICATINNY ARSENAL
DOVER, NEW JERSEY

Mr WCMirshak/acm/2277

IN REPLY
REFER TO:
TE5

SUBJECT: Test Program Request No. TE-174 for Cartridge,
90/40mm, APFSDS, T320, Project TW-418.

TO: Commanding General
Aberdeen Proving Ground
Aberdeen, Maryland

ATTENTION: ORDBG-DP-TA, Mr. Youmans

1. Inclosed is Test Program Request No. TE-174, D/A Priority 1A, for testing of the subject round. The cartridges, the description of which is furnished in the inclosed test program request, will be shipped to your Proving Ground in the immediate future. Shipping information and lot numbers will be furnished at that time.

2. Funding Data:

Funds are available under Sub-Project Order No. 70405530-01-11601-01 and Job Order No. 3030-99-901.

3. Coordination:

a. OCO-ORDTW, Attention: Mr. S. Weiss.

b. Aberdeen Proving Ground, Attention: Artillery Ammunition Branch, ORDBG-DP-TA, Mr. Anderson, Extension 33118.

c. Picatinny Arsenal - Engineer primarily responsible for the test is Mr. W. Mirshak, telephone Picatinny Arsenal, Extension 2277.

4. Notification for Test Attendance:

Mr. W. Mirshak will attend the test and requests that notification of test firing date be provided this Arsenal. It is understood that test

70405530-01-11601

CONFIDENTIAL

17611

CONFIDENTIAL

ORDBB-TE5

SUBJECT: Test Program Request No. TE-174 for Cartridge,
90/40mm, APFSDS, T320, Project TW-418.

MAY 2 1980 11 AM

scheduling cannot be accomplished until shipping information is provided,
(see paragraph 1 above).

FOR THE COMMANDER:



R. H. WOOD
Assistant

1 Incl

1. TPR No. TE-174
6 copies

CC

OCO-ORDTW w/Incl

APG-Comp Office

F.A., ATTN: ORDBA-MIR

W.Blittersdorf w/Incl

CONFIDENTIAL

~~CONFIDENTIAL~~

Mr. W. G. Mirshak/acm/2277
Test Program Request No. TE-174
(Job Order No. 3030-99-901)
Picatinny Arsenal, Dover, N. J.
9 May 1958

1. Material for Test:

- a. 19 each Cartridges, 90/40mm, APFSDS, T320E60, for Gun, T208, Lot PA-E-26214.
- b. 350 lbs each Propellant, M17, .070 Web, Lot SR 28-57.
- c. 1 each Tube, Gun, T208E4, Ballistic, Serial No. 80217 without muzzle blast deflector (available at Aberdeen Proving Ground).

2. Project Authority:

- a. Ordnance Project No. TW-418.
- b. Department of the Army No. 5A04-03-084.
- c. OCM No. A-489 dated 24 May 1954.
- d. Funds available under Sub-Project Order No. 70405530-01-11601-01 and Job Order Number indicated above.
- e. Priority: 1A.

3. Object of Development or Experiment:

To develop a satisfactory fin-stabilized, armor-piercing projectile for use in the 90mm Smoothbore Gun for the T95 Tank.

4. History Sketch:

Recent experiences with the 90mm, T320 Shot have indicated that, in order to provide a round of ammunition within the short time necessary to meet systems schedules, it appears necessary to retreat slightly from the ultimate goals of the program. Difficulties have been encountered in attaining the ultimate interdependent goals of accuracy (0.15 mils P.E.), muzzle velocity (5200 f/s) and armor penetration (5"/60° at 2000 yards) because of the excessive aerodynamic and launching stresses imposed on the projectile components.

~~CONFIDENTIAL~~

~~CONFIDENTIAL~~

Test Program Request No. TE-174 (Cont)

As a consequence of this it has been decided to reduce the muzzle velocity level to approximately 5025 f/s at which velocity the effects of aerodynamic and in-gun heating are known to be negligible.

It is now necessary to characterize the projectile with the lowered muzzle velocity with respect to accuracy and armor penetration.

5. Description in Detail of Improvements Made Since Last Proving Ground Test:

None.

6. Local Tests:

None.

7. Object of Test:

To determine whether the 90mm Arrow Projectile is capable of penetrating 120mm (4.7 inches) thick rolled homogeneous armor plate mounted at 60° obliquity with a PBL of 4460 f/s or less.

In the event the PBL against 120mm plate is in excess of 4460 f/s, determine the PBL against 115mm (4.5 inches) thick rolled homogeneous armor, plate mounted at 60° obliquity.

8. Precautions in Handling and Testing:

The usual precautions should be observed in handling and testing APFSDS ammunition.

9. Recommended Test Program:

a. All rounds should be fired from a 90mm T208E4 Ballistic Tube, Serial No. 80217; no blast deflector or tube supports are to be used.

b. Fire sufficient rounds against 120mm thick rolled homogeneous armor plate mounted at 60° obliquity at a range of 100 yards to establish a Protection Ballistic Limit.

c. In the event the Protection Ballistic Limit in paragraph 9b is in excess of 4460 f/s erect a plate 4.5 inches thick in the same manner and establish a Protection Ballistic Limit.

A-4

2

~~CONFIDENTIAL~~

REGRAIDING DATA CANNOT BE PREDETERMINED

CONFIDENTIAL

Test Program Request No. TE-174 (Cont)

d. The following instrumentation will be required for all rounds unless otherwise directed by the engineer in attendance:

Record muzzle velocity and chamber pressure.

e. Upon completion of all firing the gun shall be borescoped, star-gaged and photographed. Copies of photographs and gun wear charts shall be sent to Watervliet Arsenal and Picatinny Arsenal.

10. References:

Test Program Request No. TE-14 dated 3 January 1957.

11. Report Distribution:

- a. Test Report security classification - Confidential.
- b. 1 copy - OCO-ORDIW
6 copies - APG ORDEG-DP-TA
4 copies - Picatinny Arsenal
1 copy - ATTN: Inspection Division
1 copy - ATTN: AAD Lab Planning Office
1 copy - ATTN: ORDBB-TH8
1 copy - ATTN: ORDBB-TE5



R. H. WOOD
Chief, Arty Ammo Dev Lab,
Samuel Feltman Ammunition
Laboratories

CONFIDENTIAL

~~CONFIDENTIAL~~

APPENDIX B

Firing Record

DEVELOPMENT AND PROOF SERVICES
ABERDEEN PROVING GROUND, MARYLAND
FIRING RECORD

Plate Test of Cartridge, 90/40-mm,
T320E60 (U)

Firing Record No.: P-63299
Dates of Test: 28 May through
26 June 1958

Authority: Letter Picatinny Arsenal
dtd 21 May 1958, File No.
ORDBB-TE5-470(TW-418),
MR-CI-58-1567, and TPR
TE-174 dtd 9 May 1958

Project No.: TW-418/TE-174
Development

W. O. No. 332-201-11

(C) ITEM TESTED

Cartridge, 90/40-mm, APFSDS, T320E60, for T208 gun, Drawing No.
FXP-90022, lot number PA-E-26214.

(U) SUPPORTING MATERIEL

Propellant : MP, M17, 0.070-inch web size, lot number RAD-SR-28-57.
Gauges : Pressure, M3, crusher type, copper cylinder lot number
9C-55, Frankford Arsenal, annealed Frankford Arsenal 1955.
Gun : 120-mm, TL23E1, No. 330.
Tube : 90-mm, T208E4, No. 80217.
Carriage : 155-mm Gun, M1, No. 12.
Recoil : 155-mm Gun, T54, No. 77.
Armor Plate: 4.7-inch rolled homogeneous plate No. 023283, United States
Steel Corp., Heat No. 73U078. Average Bhn at -40 degrees
259. Charpy at -40 degrees 81-79.

(C) DETAILS OF TEST

To obtain the protection ballistic limit against 4.7-inch rolled homo-
geneous plate set at 60 degrees obliquity, the plate to be tested was placed

in butts constructed from 8-inch-thick armor plate and wedged at the desired degree of obliquity (60 degrees) with heavy hardwood wedges.

Instrumental and striking velocities were obtained by use of velocity coils located as follows: From muzzle to 1st coil, 149.65 feet. From 1st to 2nd coil, 83.90 feet. From 2nd coil to plate, 60.20 feet.

Chamber pressures were obtained for each round fired by placing two M3 pressure gauges inside the case at time of loading.

To determine the protection ballistic limit, nine rounds were loaded with varying charges calculated to give the desired velocities to obtain three complete and three partial penetrations of the plate within the prescribed velocity dispersion limits of 150 fps.

The T208E4 Tube No. 80217 was star-gauged, borescoped, photographed. Bore impressions were made before and after firing. Star-gauge measurements taken before and after firing are as follows:

| | Before Firing (52 Rounds), <u>inches</u> | After Firing (68 Rounds), <u>inches</u> |
|------------------------|--|---|
| At 0.1 Inch Forward: | 3.669 | 3.699 |
| At 1.0 Inch Forward: | 3.610 | 3.616 |
| At 2.0 Inches Forward: | 3.606 | 3.611 |

This test was fired from Position "E", Plate Range on an azimuth of 34 degrees at Aberdeen Proving Ground, Maryland, on 25 and 26 June 1958.

(U) ROUND-BY-ROUND DATA

Round-by-round data may be found in Inclosure 1.

(C) RESULTS

From the nine rounds fired, five complete and four incomplete penetrations of the plate were obtained, for a protection ballistic limit of 4585 fps within a velocity dispersion of 133 fps.

(U) OBSERVERS

Mr. S. Jacobson, Picatinny Arsenal, on 25 and 26 June 1958.
Mr. J. Hegedus, Picatinny Arsenal, on 25 and 26 June 1958.

This firing record forms a part of the Fifteenth Report on Ordnance Corps Project TW-418.

SUBMITTED:

Opie G. Miller
OPIE G. MILLER
CWO-3 Ord Corps
Test Director

REVIEWED:

APPROVED:

H. B. Anderson
H. B. ANDERSON
Chief, Artillery
Ammunition Branch

M. D. Kaplan
for HARRY A. BECHTOL
Chief, Artillery
Division

1 Incl

1. Round-by-Round Data.

(C) ROUND-BY-ROUND DATA

Date of Firing: 25 June 1958

| Round Number Test | Tube | Time of Firing | Propellant Charge Wt. | | a. IV, fps | b. SV, fps | Chamber Pressure, psi/100 | Plate Penetration | Measurement of Penetration, inches | |
|----------------------|------|----------------------|--------------------------|----|---------------|---------------|---------------------------------|----------------------|------------------------------------|---------------|
| | | | lb | oz | | | | | Front | Back |
| 18 | 60 | 1430 | 14 | 6 | 4789 | 4779 | 431 | Complete (P) | 10-1/2 x 5 | 3-3/4 x 3-1/2 |
| 96 | 61 | 1448 | 13 | 6 | 4489 | 4479 | 354 | Partial (P) | 12 x 5-1/2 | 3/8 bulge |
| 37 | 62 | 1510 | 13 | 14 | Lost | Lost | 400 | Complete (P) | 9-1/4 x 4-3/4 | 3-1/4 x 4 |
| 50 | 63 | 1545 | 13 | 10 | 4523 | 4513 | 360 | Partial (P) | 10-1/2 x 5-1/2 | 1-1/2 bulge |
| 36 | 64 | 1600 | 13 | 12 | 4582 | 4572 | 378 | Complete (P) | 10-1/2 x 5-1/2 | 4-3/4 x 4-1/2 |
| 6 | 65 | 1612 | 13 | 10 | 4565 | 4555 | 368 | Complete (P) | 10 x 5 | 5 x 3-3/4 |

Date of Firing: 26 June 1958

| | | | | | | | | | | |
|----|----|------|----|----|------|------|-----|--------------|----------------|---------------------|
| 15 | 66 | 1027 | 13 | 10 | 4597 | 4587 | 368 | Partial (P) | 11 x 5 | 1-1/4 bulge |
| 79 | 67 | 1043 | 13 | 12 | 4646 | 4636 | 394 | Partial (P) | 10 x 5-1/2 | Crack (2-in. horiz) |
| 31 | 68 | 1110 | 13 | 12 | 4656 | 4646 | 391 | Complete (P) | 10-1/2 x 5-3/4 | 4-3/4 x 3-1/2 |

PBL: ^c4585 fps - V50 BL (3 CP (A) and 3 PP (A) within 150 fps).^a Instrumental velocity at 191.60 ft from muzzle.^b Striking velocity at 293.75 ft from muzzle.^c Tube Rounds 63 through 68 considered.

NOTES:

ARMOR DATA CHECK SHEET
SIP-12

| | | |
|--|---|---|
| MFG. RECORD NO. 73 U 078 | PRIMARY CONTRACTOR United States Steel Corp | FIRING RECORD NO. |
| MFG. United States Steel Corp. | | FIRING DATE |
| ADDRESS <u>Munhall, Pa.</u> | CONTRACT DA-36-034-ORD-2091 | SPECIFICATION: MIL-A-12560 (ORD) |
| MFG. DATE <u>March 26, 1956</u> | | REVISION AMENOMENT |
| SHIPPED TO <u>Aberdeen Proving Ground</u> | ORDNANCE DISTRICT (OR ARSENAL) Philadelphia Ordnance District - Aberdeen Proving Ground | TYPE ARMOR: XXX HOMO XXX ROLLEO XXX XXX |
| SHIPPED VIA: FRT XXX XXX | | FURNACE: OH BASIC XXX XXX |
| PURPOSE: Other XXX XXX XXX | | STEEL SOURCE <u>Homestead Dist. Works</u> |
| SAMPLE: PRIMARY XXX XXX XXX | | MATERIAL FOR USE ON <u>Shell Test</u> |
| REPRESENTS: <u>23011</u> LBS. | | |
| CASTING NO. | | |

| CHEMICAL COMPOSITION | | | | | | | | | STEEL MILL FRACTURE DATA | | | |
|----------------------|-----|-----|------|------|------|------|-----|--|--------------------------|-----------|------------|------------|
| C | Mn | Si | S | P | Cr | Ni | Mo | | LOCATION | 1ST INGOT | MIO. INGOT | LAST INGOT |
| 1 .28 | .23 | .20 | .013 | .013 | 1.40 | 3.37 | .41 | | TOP | B | B | B |
| 2 | | | | | | | | | MIDDLE | | | |
| 3 | | | | | | | | | BOTTOM | B | B | B |

| HEAT TREATMENT | | | | | | | | | | |
|----------------|------|------------|--------------|-----------|--------------|--------|--------------|------|--------------|---------|
| CARBURIZE | | HOMOGENIZE | | NORMALIZE | | HARDEN | | DRAW | | |
| TEMP | TIME | TEMP | TIME AT TEMP | TEMP | TIME AT TEMP | TEMP | TIME AT TEMP | TEMP | TIME AT TEMP | COOLANT |
| 1 | | | | | | 1652 | 5 Hours | 1168 | 7 Hours | Water |
| 2 | | | | | | 1598 | 5 Hours | 1150 | 1 Hour | Water |

| HEAT NO. | INGOT | SLAB | PLATF NO. | THICK | SIZE | REQ BHN | ACTUAL BHN | HEAT TREATED FRACTURE | |
|----------|-------|------|-----------|-------|-------|---------|------------|-----------------------|----------|
| 1 73U078 | 4 | 1 | 023283 | 4.7 | 120"x | 241/277 | See Below | #1 end-B; | #2 End-B |
| 2 | | | | | 144" | | | | |
| 3 | | | | | | | | | |

| PHYSICAL PROPERTIES | | | | | | RADIOGRAPHIC INSPECTION | |
|---------------------|--------|----------|-----|-----------------------|----------|-------------------------|------------------|
| CHARPY | | AVE. BHN | | | | | |
| TEMP | FT LBS | YIELD | PSI | ELON % 2" | RA % | STANDARD | PASSED OR FAILED |
| 1 | -40 | 81-79 | 259 | Cross Sectional | BHN Ave. | | |
| 2 | | | | | | | |
| 3 | AMB. | 90-87 | 259 | T 269-255-255-255-269 | 259 | | |

REMARKS Surface BHN Company Representative: /s/ M. J. McMahon
End Top Bot. Inspector for Pittsburgh
#1 269 269 Ordnance District: /s/ W. A. Honse
#2 277 285

| BALLISTIC TEST RECORD | | | | | | | |
|-----------------------|------------|------|-------|------------|-----------|--------|---------|
| TEST | PROJECTILE | OBL. | THKS. | REQD. VEL. | ACT. VEL. | RESULT | REMARKS |
| 1 | | | | | | | |
| 2 | | | | | | | |
| 3 | | | | | | | |

PROOF FACILITY SIGNATURES

To be filled in on typewriter (carbon backed) or by hand using India Ink (for reproduction).

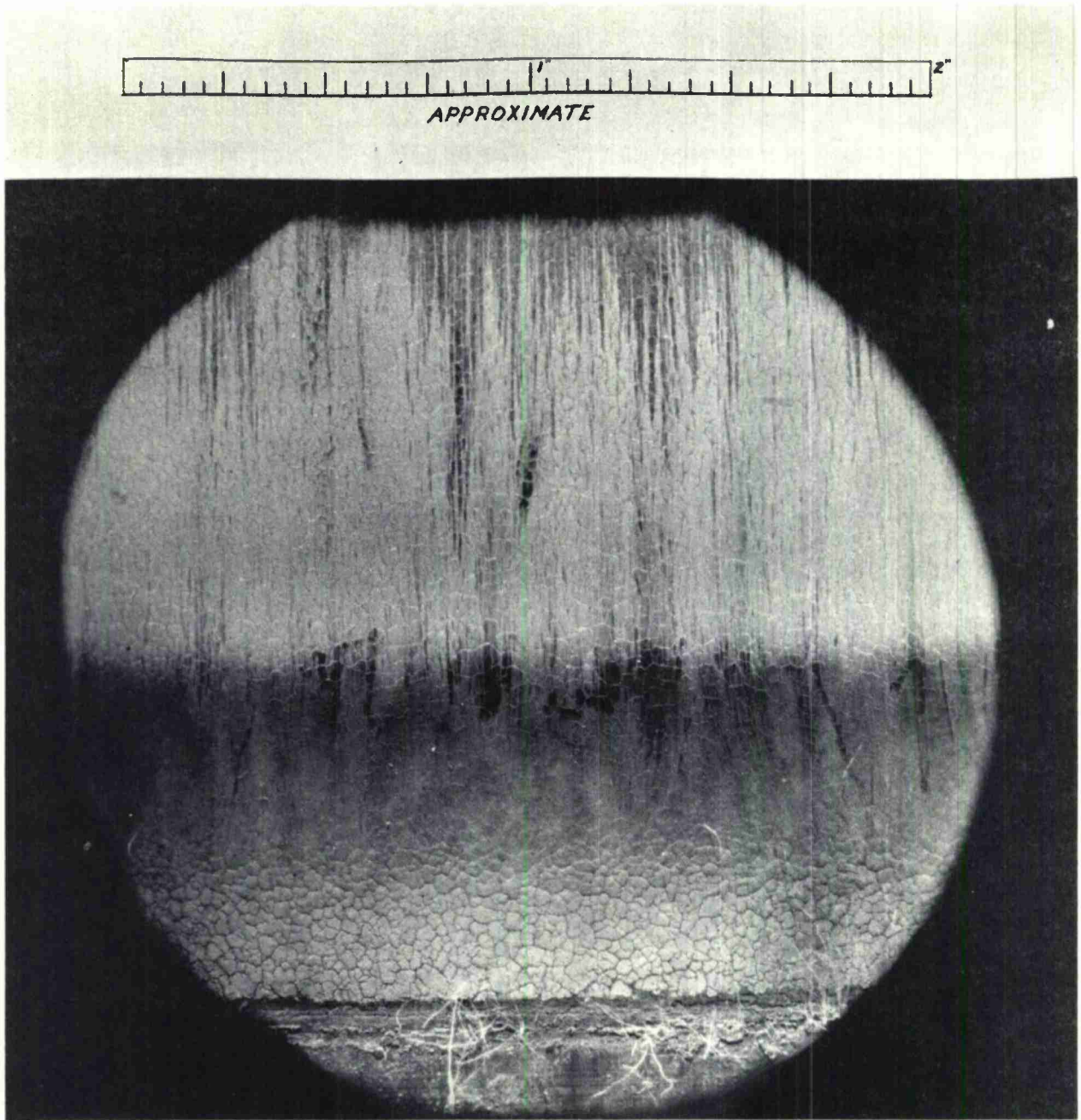
MULTIPLE STARGAGE MEASUREMENT & INSPECTION DATA FORM

90 MM Tube T208E4

| NUMBER | MODEL | MANUFACTURER | CASTING NUMBER | Distance Inches From | | Gage Measurements Indicated in 1/1000" | | |
|----------------------|-------------------------------|--------------------------|----------------|--|-------------------|--|--------|--------|
| | | | | Rear Face of Breech | Rear Face of Tube | 3.543" Basic Dia. | | |
| 802.17 330 | T208 T123E1 | W.V.T.ARS. W.V.T.ARS. | X | PROOF OFFICER W.O. 332-201-11, Tw-418/TE174 | 269.25 | 259.75 | + .001 | + .001 |
| | | | | | 268.50 | 259.00 | / | / |
| 907 Tube 1207 Gun | DATE OF GAUGING 27-JUNE-58 | | | | 267.50 | 258.00 | / | / |
| | | | | | 266.00 | 256.50 | / | / |
| | | | | | 264.50 | 255.00 | / | / |
| | | | | | 259.50 | 250.00 | / | / |
| | | | | | 254.50 | 245.00 | / | / |
| | | | | | 249.50 | 240.00 | / | / |
| | | | | | 244.50 | 235.00 | / | / |
| | | | | | 239.50 | 230.00 | / | / |
| | | | | | 234.50 | 225.00 | / | / |
| | | | | | 229.50 | 220.00 | / | / |
| | | | | | 224.50 | 215.00 | / | / |
| | | | | | 219.50 | 210.00 | / | / |
| | | | | | 214.50 | 205.00 | / | / |
| | | | | | 209.50 | 200.00 | / | / |
| | | | | | 204.50 | 195.00 | / | / |
| | | | | | 199.50 | 190.00 | / | / |
| | | | | | 194.50 | 185.00 | / | / |
| | | | | | 189.50 | 180.00 | / | / |
| | | | | | 184.50 | 175.00 | / | / |
| | | | | | 179.50 | 170.00 | / | / |
| | | | | | 174.50 | 165.00 | / | / |
| | | | | | 169.50 | 160.00 | / | / |
| | | | | | 164.50 | 155.00 | / | / |
| | | | | | 159.50 | 150.00 | 2 | 1 |
| | | | | | 154.50 | 145.00 | 2 | 1 |
| | | | | | 149.50 | 140.00 | 2 | 2 |
| | | | | | 144.50 | 135.00 | 3 | 2 |
| | | | | | 139.50 | 130.00 | 4 | 2 |
| | | | | | 134.50 | 125.00 | 5 | 3 |
| | | | | | 129.50 | 120.00 | 5 | 4 |
| | | | | | 124.50 | 115.00 | 6 | 5 |
| | | | | | 119.50 | 110.00 | 7 | 6 |
| | | | | | 114.50 | 105.00 | 8 | 7 |
| | | | | | 109.50 | 100.00 | 9 | 9 |
| | | | | | 104.50 | 95.00 | 11 | 11 |
| | | | | | 99.50 | 90.00 | 14 | 13 |
| | | | | | 94.50 | 85.00 | 17 | 16 |
| | | | | | 89.50 | 80.00 | 21 | 21 |
| | | | | | 84.50 | 75.00 | 25 | 25 |
| | | | | | 79.50 | 70.00 | 30 | 29 |
| | | | | | 74.50 | 65.00 | 35 | 35 |
| | | | | | 69.50 | 60.00 | 40 | 40 |
| | | | | | 64.50 | 55.00 | 44 | 45 |
| | | | | | 59.50 | 50.00 | 49 | 50 |
| | | | | | 54.50 | 45.00 | 55 | 55 |
| | | | | | 49.50 | 40.00 | 61 | 61 |
| | | | | | 44.50 | 35.00 | 67 | 67 |
| | | | | | 41.50 | 32.00 | 70 | 70 |
| | | | | | 39.50 | 30.00 | 69 | 70 |
| | | | | | 38.50 | 29.00 | 68 | 68 |
| | | | | | 37.50 | 28.00 | 73 | 72 |
| | | | | | 37.25 | 27.75 | 75 | 76 |
| | | | | | 37.00 | 27.50 | 73 | 74 |
| | | | | | 36.75 | 27.25 | 88 | 87 |
| | | | | | 36.60 | 27.10 | + .156 | + .160 |

| 90 MM Tube T208E4 | | | | CHAMBER | | | | | | |
|---|-------------|-------------------|----------------|---|---------------|----------------------------|-------------|---------------|-----------------|------------|
| DISTANCE (Inches) FROM | | | | GAUGE MEASUREMENTS INDICATED IN 1/1000 OF AN INCH | | | | | | |
| REAR FACE OF BREECH | MUZZLE FACE | REAR FACE OF TUBE | BASIC DIAMETER | ZERO | VERTICAL X | | | HORIZONTAL X | | |
| | | | | | GAUGE READING | ACTUAL DIAMETER | DIFFERENCE | GAUGE READING | ACTUAL DIAMETER | DIFFERENCE |
| 36.00 | | 26.50 | 3.674 | | - .003 | 3.674 | .000 | - .003 | 3.674 | .000 |
| 35.50 | | 26.00 | 3.674 | | + .003 | 3.680 | + .006 | + .003 | 3.680 | + .006 |
| 34.50 | | 25.00 | 3.693 | | .021 | 3.698 | .005 | .021 | 3.698 | .005 |
| 33.50 | | 24.00 | 3.716 | | .044 | 3.721 | .005 | .044 | 3.721 | .005 |
| 32.50 | | 23.00 | 3.739 | | .066 | 3.743 | .004 | .066 | 3.743 | .004 |
| 31.50 | | 22.00 | 3.763 | | .089 | 3.766 | .003 | .089 | 3.766 | .003 |
| 30.50 | | 21.00 | 3.786 | | .114 | 3.791 | .005 | .114 | 3.791 | .005 |
| 29.50 | | 20.00 | 3.809 | | .137 | 3.814 | .005 | .137 | 3.814 | .005 |
| 28.50 | | 19.00 | 3.833 | | .159 | 3.835 | .003 | .159 | 3.836 | .003 |
| 28.05 | | 18.55 | 3.843 | | + .170 | 3.847 | + .004 | + .170 | 3.847 | + .004 |
| 24.00 | | 14.50 | 5.875 | | - .121 | 5.876 | + .001 | - .124 | 5.876 | + .001 |
| 23.50 | | 14.00 | 5.883 | | .115 | 5.885 | .002 | .115 | 5.885 | .002 |
| 22.50 | | 13.00 | 5.899 | | .098 | 5.907 | .003 | .098 | 5.907 | .003 |
| 21.50 | | 12.00 | 5.915 | | .081 | 5.917 | .004 | .081 | 5.917 | .004 |
| 20.50 | | 11.00 | 5.931 | | .065 | 5.935 | .004 | .065 | 5.935 | .004 |
| 19.50 | | 10.00 | 5.947 | | .048 | 5.952 | .005 | .048 | 5.952 | .005 |
| 18.50 | | 9.00 | 5.963 | | .032 | 5.968 | .005 | .032 | 5.968 | .005 |
| 17.50 | | 8.00 | 5.979 | | .016 | 5.984 | .005 | .016 | 5.984 | .005 |
| 16.50 | | 7.00 | 5.995 | | + .001 | 6.001 | .006 | + .001 | 6.001 | .006 |
| 15.50 | | 6.00 | 6.011 | | .017 | 6.017 | .006 | .017 | 6.017 | .006 |
| 14.50 | | 5.00 | 6.028 | | .031 | 6.031 | .003 | .031 | 6.031 | .003 |
| 13.50 | | 4.00 | 6.044 | | .048 | 6.048 | .004 | .048 | 6.048 | .004 |
| 12.50 | | 3.00 | 6.060 | | .064 | 6.064 | .004 | .064 | 6.064 | .004 |
| 11.50 | | 2.00 | 6.076 | | .081 | 6.081 | .005 | .081 | 6.081 | .005 |
| 10.50 | | 1.00 | 6.092 | | .098 | 6.098 | .006 | .098 | 6.098 | .006 |
| 10.00 | | .50 | 6.100 | | .106 | 6.106 | .006 | .106 | 6.106 | .006 |
| 9.60 | | .10 | 6.106 | | + .111 | 6.111 | + .005 | + .111 | 6.111 | + .005 |
| Borescope photographs taken of commencement of main bore at 12:00 and 6:00 o'clock and general view. Impressions were made of commencement of main bore at 12:00 and 6:00 o'clock. | | | | | | | | | | |
| SPECIAL MEASUREMENTS | | | | | | | | | | |
| TOTAL LENGTH OF GUN | | | | BASIC | ACTUAL | ROTATION OF TUBE AT BREECH | | | BASIC | ACTUAL |
| TOTAL LENGTH OF TUBE | | | | MOVEMENT OF TUBE AT BREECH | | | | | | |
| DEPTH OF BREECH RECESS | | | | NUMBER OF LANDS AND GROOVES | | | | | | |
| Maximum depth at erosion 26.80" from rear face of tube - Vert. | | | | 3.764" Horiz. | | | 3.762" | | | |
| Remarks: Borescoped. Moderate brass deposits encircling forward edge of centering cylinder. Moderate copper discoloration encircling commencement and extending forward (approx) 2.00". Heavy to moderate to light erosion encircling commencement of main bore and extending forward to 140.00" from rear face of tube. Heavy to light heat checking from commencement forward to 140.00" from rear face of tube. Light scoring from 36.00" to 48.00", and moderate to heavy scoring from 48.00" to 140.00" from rear face of tube. Heat checking is heavy in eroded area. Longitudinal deposits at various times and distances throughout muzzle half of bore. See APG Photograph Nos. B30476 thru B30478 incl., B30498 | | | | | | | | | | |
| APG STAMPED | | | | BARGAUGED AND INSPECTED BY | | | REVIEWED BY | | | |
| RODMAN Boyd | | | | TIME | | | COMPILATOR | | | |
| RECORDER KIRK | | | | PLACE 525 | | | GRAPHED BY | | | |

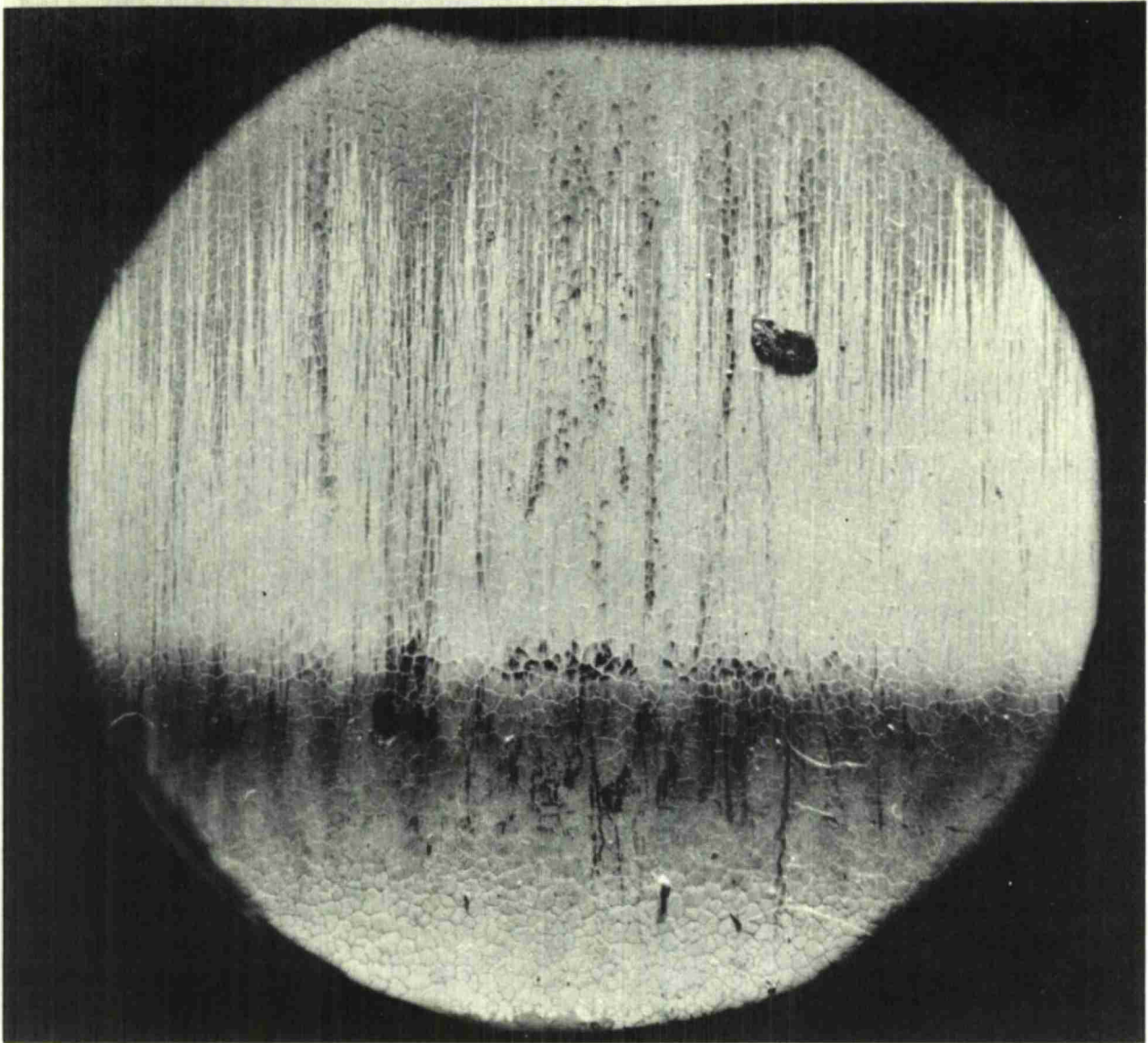
90 mm Tube # 80217
 90 mm Gun # 330
 T208
 T123E1
 AFTER FIRE 68
 W.V.T. ARS.
 W.V.T. ARS
 X.10332-201-45-1w-418/TE172



B30476: Bore Photograph Showing Condition of Commencement of Main Bore at 12:00 O'Clock, After Firing 68 Rounds.

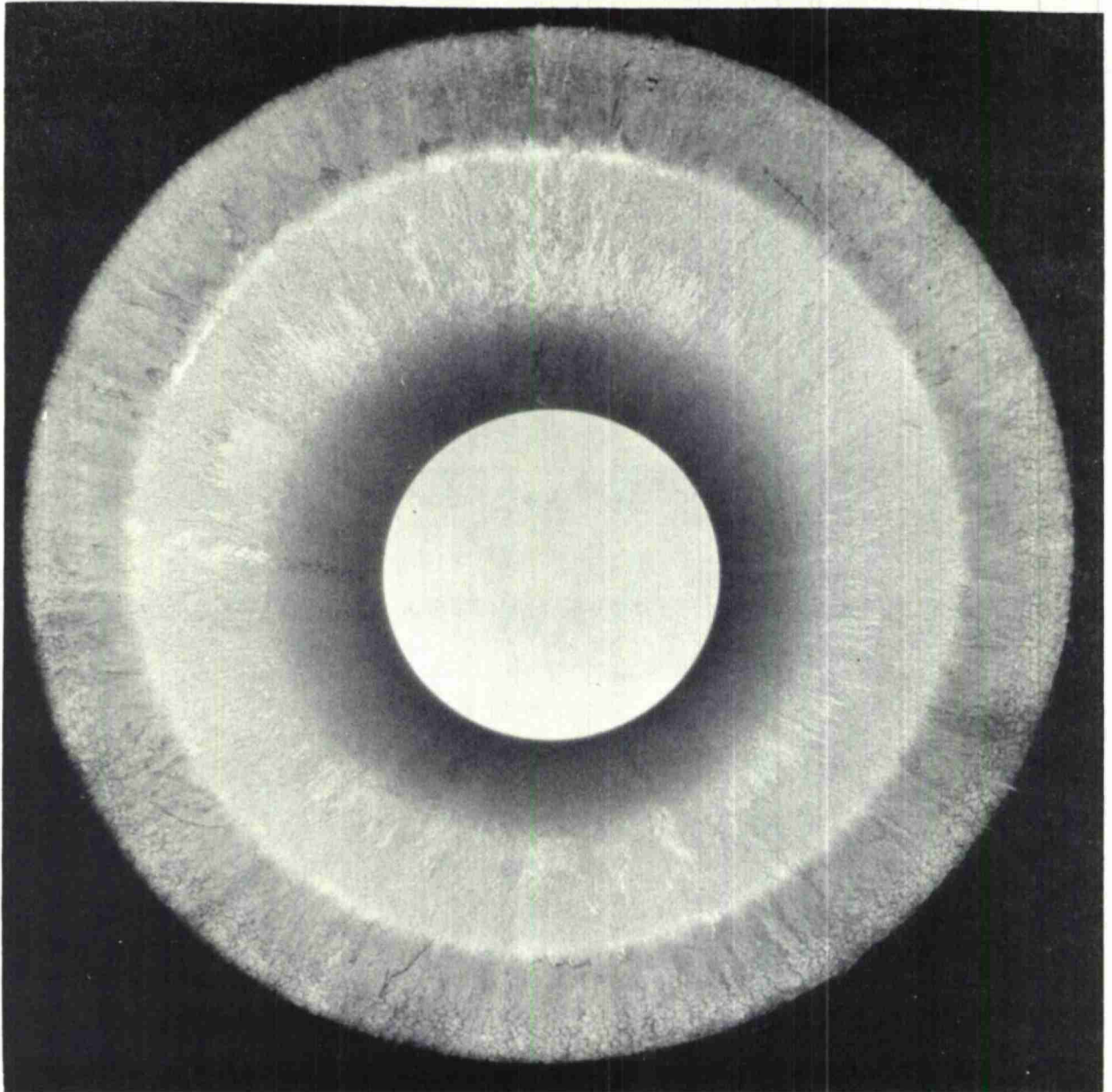


APPROXIMATE




B30477: Bore Photograph Showing Condition of Commencement of Main Bore at 6:00 O'Clock, After Firing 68 Rounds.

12:00 O'clock



B30478: Bore Photograph Showing Condition of Commencement of Main Bore
After Firing 68 Rounds.



B30498: Impressions Showing Condition of Commencement of Main Bore at 6:00 and 12:00 O'Clock, After Firing 68 Rounds.

APPENDIX E

Distribution

| <u>COPY NO.</u> | <u>NAME AND ADDRESS</u> | <u>NUMBER OF COPIES</u> |
|-----------------|---|-------------------------|
| 3 | Chief of Ordnance Department of the Army Washington 25, D. C. ATTN: ORDIW | 1 |
| 4 | Commanding Officer Diamond Ordnance Fuze Laboratory Washington 25, D. C. ATTN: Technical Reference Section | 1 |
| 5 | Commanding Officer Picatinny Arsenal Dover, New Jersey ATTN: Insp Div | 1 |
| 6 | ORDBB-TH8 | 1 |
| 7 | ORDBB-TE5 | 1 |
| 8 | Commanding Officer Watertown Arsenal Watertown 72, Mass. ATTN: Mr. Hurlich | 1 |
| 9 | Commanding Officer Detroit Arsenal Center Line, Michigan ATTN: Mr. Salter | 1 |
| 10 | Commanding General Ordnance Ammunition Command Joliet, Illinois ATTN: ORDLY-ARA | 1 |
| 11 and 12 | Ministry of Supply Staff British Joint Services Mission 1800 K Street, N. W. Washington, D. C. | 2 |
| 13 and 14 | Canadian Army Staff 2450 Massachusetts Avenue, N. W. Washington 8, D. C. ATTN: GSO-1, A&R Sec | 2 |

CONFIDENTIAL

| <u>COPY NO.</u> | <u>NAME AND ADDRESS</u> | <u>NUMBER OF COPIES</u> |
|-----------------|---|-------------------------|
| 15 | Commander Armed Services Tech Inf Agency Arlington Hall Station Arlington 12, Virginia | 1 vellum |
| 16, 17 and 18 | CONARC Liaison Office Aberdeen Proving Ground, Md. | 3 |
| 19 | Navy Liaison Office Aberdeen Proving Ground, Md. | 1 |
| 0 | Technical Library Branch Aberdeen Proving Ground, Md. | Original |
| 1 | | 1 copy - Reference |
| 2 | | 1 copy - Record |

BLANK PAGE