

2

MEMORANDUM REPORT BRL-MR-3865

BRL

DTIC FILE COPY

AD-A228 776

BALLISTIC ANALYSIS OF FIRING TABLE DATA
FOR 155MM, M825 SMOKE PROJECTILE

NEAL P. ROBERTS

SEPTEMBER 1990

DTIC
ELECTE
NOV 15 1990
S B D

APPROVED FOR PUBLIC RELEASE; DISTRIBUTION UNLIMITED.

U.S. ARMY LABORATORY COMMAND

BALLISTIC RESEARCH LABORATORY
ABERDEEN PROVING GROUND, MARYLAND

11 13 100

NOTICES

Destroy this report when it is no longer needed. DO NOT return it to the originator.

Additional copies of this report may be obtained from the National Technical Information Service, U.S. Department of Commerce, 5285 Port Royal Road, Springfield, VA 22161.

The findings of this report are not to be construed as an official Department of the Army position, unless so designated by other authorized documents.

The use of trade names or manufacturers' names in this report does not constitute indorsement of any commercial product.

UNCLASSIFIED

REPORT DOCUMENTATION PAGE		Form Approved OMB No 0704-0188	
<small>Public reporting burden for this collection of information is estimated to average 1 hour per response, including the time for reviewing instructions, searching existing data sources, gathering and maintaining the data needed, and completing and reviewing the collection of information. Send comments regarding this burden estimate or any other aspect of this collection of information, including suggestions for reducing this burden, to Washington Headquarters Services, Directorate for Information Operations and Reports, 1215 Jefferson Davis Highway, Suite 1204, Arlington, VA 22202-4302, and to the Office of Management and Budget, Paperwork Reduction Project (0704-0188), Washington, DC 20503.</small>			
1. AGENCY USE ONLY (Leave blank)	2. REPORT DATE September 1990	3. REPORT TYPE AND DATES COVERED Final, Mar 89 - Jul 89	
4. TITLE AND SUBTITLE Ballistic Analysis of Firing Table Data for 155mm, M825 Smoke Projectile		5. FUNDING NUMBERS 1L162618AH80	
6. AUTHOR(S) Neal P. Roberts			
7. PERFORMING ORGANIZATION NAME(S) AND ADDRESS(ES)		8. PERFORMING ORGANIZATION REPORT NUMBER	
9. SPONSORING / MONITORING AGENCY NAME(S) AND ADDRESS(ES) U.S. Army Ballistic Research Laboratory ATTN: SLCBR-DD-T Aberdeen Proving Ground, MD 21005-5066		10. SPONSORING / MONITORING AGENCY REPORT NUMBER BRL-MR-3865	
11. SUPPLEMENTARY NOTES			
12a. DISTRIBUTION / AVAILABILITY STATEMENT Approved for public release; distribution is unlimited		12b. DISTRIBUTION CODE	
13. ABSTRACT (Maximum 200 words) Firing Table Range Data from Dugway Proving Ground, Utah, for the developmental 155mm, M825 Modified Product Improved Smoke Projectile has been reduced and analyzed. Ballistic comparisons between all base versions of the M825 projectile as well as with the M483A1 projectile are discussed. The concept of Ballistic Match/Similitude between two rounds is also expounded upon. <i>Request smoke analysis/ballistics; Firing tests and data; Firing table data. (FTR)</i>			
14. SUBJECT TERMS Ballistics Analysis Firing Table Data 155mm Projectile, Smoke, M825 Developmental		15. NUMBER OF PAGES 36	
		16. PRICE CODE	
17. SECURITY CLASSIFICATION OF REPORT UNCLASSIFIED	18. SECURITY CLASSIFICATION OF THIS PAGE UNCLASSIFIED	19. SECURITY CLASSIFICATION OF ABSTRACT UNCLASSIFIED	20. LIMITATION OF ABSTRACT SAR

NSN 7540-01-280-5500

UNCLASSIFIEDStandard Form 298 (Rev 2-89)
Prescribed by ANSI Std. Z39-18
298-102

INTENTIONALLY LEFT BLANK.

Acknowledgement

The author would like to express his gratitude to Messrs. Jim Matts, Robert McCoy and Robert Lieske who reviewed this document and whose suggestions for changes were invariably helpful.



Accession For	
NTIS GRA&I	<input checked="checked" type="checkbox"/>
DTIC TAB	<input type="checkbox"/>
Unannounced	<input type="checkbox"/>
Justification	
By	
Distribution/	
Availability Codes	
Dist	Avail and/or Special
A-1	

INTENTIONALLY LEFT BLANK.




Table of Contents

	<u>Page</u>
List of Figures	vii
List of Tables	ix
I. Introduction	1
II. Review of Previous Testing	2
III. Results of Test	2
1. Muzzle Velocity	2
2. Ballistic Coefficient	3
3. Lift Factor	3
4. Maximum Charge	3
5. Correction Factors	3
6. Precision Probable Error	4
IV. Conclusions	4
References	29
Distribution List	31

INTENTIONALLY LEFT BLANK.

List of Figures

<u>Figure</u>		<u>Page</u>
1	Cut away view of the M825	5
2	Base section views - M825	6
3	Ballistic coefficient (c) multiplier vs. muzzle velocity	7
4	Lift factor (l) multiplier vs. muzzle velocity	8
5	Ballistic coefficient (c) vs. quadrant elevation - charge 8R	9
6	Lift factor (l) vs. quadrant elevation - charge 8R	10
7	Ballistic coefficient (c) multiplier vs. quadrant elevation - charge 3W	11
8	Ballistic coefficient (c) multiplier vs. quadrant elevation - charge 4W	12
9	Ballistic coefficient (c) multiplier vs. quadrant elevation - charge 5W	13
10	Ballistic coefficient (c) multiplier vs. quadrant elevation - charge 6W	14
11	Ballistic coefficient (c) multiplier vs. quadrant elevation - charge 7W	15
12	Ballistic coefficient (c) multiplier vs. quadrant elevation - charge 7R	16
13	Lift factor (l) multiplier vs. quadrant elevation - charge 3W	17
14	Lift factor (l) multiplier vs. quadrant elevation - charge 4W	18
15	Lift factor (l) multiplier vs. quadrant elevation - charge 5W	19
16	Lift factor (l) multiplier vs. quadrant elevation - charge 6W	20
17	Lift factor (l) multiplier vs. quadrant elevation - charge 7W	21
18	Lift factor (l) multiplier vs. quadrant elevation - charge 7R	22

INTENTIONALLY LEFT BLANK.

List of Tables

<u>Table</u>		<u>Page</u>
1	Average Physical Characteristics of M825 Projectile Designs	23
2	Standard Muzzle Velocity (m/s) and Probable Error in Muzzle Velocity (m/s) Comparisons for M825 with Modified PIP Base	24
3	Standard Muzzle Velocity (m/s) Comparisons for M825 with Standard Base	25
4	Example of Ballistic Similitude Comparison	26
5	Precision Probable Error Comparisons of M825 Projectile Designs with M483A1 Projectile	27

INTENTIONALLY LEFT BLANK.

I. Introduction

The main purpose of this report is to present an analysis of firing table data from the M825 modified product improvement program (MOD PIP) test conducted from July 1988 thru September 1988 at Dugway Proving Ground. Such an analysis will consider whether the M825 MOD PIP Base projectile is ballistically matched or ballistically similar to the M483A1 projectile and whether existing aiming data for the M825 Standard Base projectile will suffice for the M825 MOD PIP Base projectile. Results of a previous analysis comparing the standard base and an earlier version of the domed steel base will also be briefly described.

There is a requirement that the M825 MOD PIP Base projectile be either ballistically matched or ballistically similar to the M483A1 projectile. If this is so, then tabular aiming data for the M483A1 projectile may be used for the M825 MOD PIP projectile either as is or with just simple constant corrections to muzzle velocity, drag and/or deflection.

In a study of ballistic match/ballistic similitude between two projectiles, a test plan is first devised. The test plan is then executed over a period of time at a proving ground. (A test plan for the M825 MOD PIP test conducted July 1988 thru September 1988 at Dugway Proving Ground had been previously formulated where no green bag charges were used.) Range data is collected as the test is executed and this range data is used as input to a reduction program which will determine ballistic parameters for the modified point mass trajectory model ¹ in order to match observed conditions.

Ballistics are determined for each set of rounds grouped by projectile, charge and quadrant elevation (QE). Such ballistics have values determined after all non standard variations due to weights, meteorological conditions, etc. have been eliminated. The ballistics that one usually deals with in a ballistic match/similitude test are ballistic coefficient (drag effects), lift factor (deflection effects), standard muzzle velocities and precision probable error. One then studies over all groups how the two projectiles differ in ballistic coefficient and related range, lift factor and related deflection, standard muzzle velocity and precision. After such study one then tries to make a statement about ballistic match/similitude between the two projectiles.

There currently exists an addendum firing table for the M825 Standard Base projectile and its designation is FT 155 ADD-Q-0 (REV). This addendum is provisional and the basic firing table is FT 155-AN-1. It simulates the base projectile to the optimum height of burst as well as the ejected phosphorus felt wedges from the burst point to the ground.

The M825 Standard Base projectile is an aluminum base projectile which has a QE restriction of less than 950' when fired hot using the M203A1 propelling charge. This restriction is due to the round becoming unstable as a result of the phosphorus payload melting and producing a liquid.

The M825 MOD PIP projectile is a domed steel base projectile with one inch cut off from the boattail and with a payload of 'fat spec' phosphorus felt wedges. The term 'fat spec' refers to the fact that the radius of the phosphorus felt wedges has been increased to have a more compact fit within the shell, thereby, enhancing stability. The develop-

ment program for the M825 MOD PIP base projectile has been an on-going project since April, 1985. It is now a stable projectile over all charges, elevations and temperatures. However, the ballistics for the M825 MOD PIP projectile obtained in the above test must be compared to past ballistics of the M825 Standard Base projectile. If they are found to be different, a new firing table addendum will have to be constructed and new fire control input will have to be generated for the Army field computers.

II. Review of Previous Testing

Prior to development and testing of the M825 projectile with the modified PIP base, there existed a M825 PIP Base projectile as a predecessor to the modified PIP version. The M825 PIP Base projectile was not adopted because it had stability problems similar to those of the M825 Standard Base projectile.

Although the M825 MOD PIP Base projectile is the principal subject of this report, a firing table test of the M825 PIP Base projectile was conducted at Dugway Proving Ground in early 1986 and the results of this test will be briefly restated. Such results, as presented in a Ballistic Research Laboratory interim memorandum report by Messrs. Kochenderfer and Wall, showed that the M825 PIP Base projectile had less muzzle velocity (by about 1.5 m/s) at all charges tested, flew with less drag at the subsonic velocities (approximately 2 percent to 5 percent) and flew over all charges with substantially more drift (by about 4 percent to 12 percent) than the M825 Standard Base projectile.

The modified PIP version of the M825 round is expected to give results that will vary from these due to inherent physical differences.² Figures 1 and 2 show the M825 projectile and the physical differences between the various bases. Average physical characteristics of all the M825 variants are listed in Table 1. Note the difference in the sizes of the bases and ratios of length to diameter (L/D).

III. Results of Test

1. Muzzle Velocity

Based on a student-t test on means³ at the 5 percent level of significance using the data in Table 2, there is no significant difference in standard muzzle velocities between the M825 MOD PIP Base projectile and the M483A1 projectile. This was true throughout the test no matter what charge or howitzer was fired. Probable error values in muzzle velocity tended to be larger for the M198 howitzer than for the M109A1 howitzer. In the test standard muzzle velocities of the M483A1 projectile differed significantly in comparison with values derived from FCI 155-AN-A documents shown in Table 3 at some charges. This probably reflects occasion to occasion differences. The standard muzzle velocity for the M825 MOD PIP Base projectile at the M203A1 (8R) propelling charge is significantly less than that for the M825 Standard Base projectile given in the FCI for the same charge.

2. Ballistic Coefficient

Figure 3 shows that C-multipliers (Ballistic Coefficient multipliers) for the MOD PIP test were consistently less than one while C-multipliers for the M825 Standard Base projectile from the FCI document were consistently greater than one. This means that the M825 Standard Base projectile flies with less drag than the M483A1 projectile while the M825 MOD PIP projectile flies with more drag than the M483A1 projectile. For charges shown, these deviations translate into decreases in range of up to 300 meters between the M825 MOD PIP projectile and M483A1 projectile depending on charge and QE. Likewise, range differences between the M825 Standard Base projectile and the M825 MOD PIP projectile are up to 500 meters. These range differences are much greater than one probable error in range when firing the M483A1 projectile from the M109A1 and/or M198 howitzers.

3. Lift Factor

Figure 4 shows that L-multipliers (Lift Factor multipliers) for the MOD PIP test were consistently greater than one while L-multipliers for the M825 Standard Base projectile from the FCI document tended to be less than one. This means that the M825 Standard Base projectile flies with less drift than the M483A1 projectile while the M825 MOD PIP projectile flies with more drift than the M483A1 projectile. For charges shown these deviations translate into differences in deflection of up to 60 meters between the M483A1 projectile and the M825 MOD PIP projectile depending on charge and QE. These deflection differences are much greater than one probable error in deflection when firing the M483A1 projectile from the M109A1 and/or M198 howitzers.

4. Maximum Charge

Figures 5 and 6 show that for the M203A1 (8R) propelling charge the M825 MOD PIP projectile flies with more drag than the M825 Standard Base projectile and with more drift. Combining standard muzzle velocity differences with drag differences, this can translate into a difference in slant range of up to 600 meters depending on QE. (Note that the M483A1 projectile is not compatible with this propelling charge.)

5. Correction Factors

In looking at Figures 7 thru 12 and at Figures 13 thru 18, suppose one represents the C and L multiplier data points with a constant line. The partial derivatives of range to ballistic coefficient (percent) or deflection to lift factor ($\partial X / \partial C$ or $\partial Z / \partial L$) obtained from the reduction results can be used to compare the observed values of ballistic coefficient (C) and lift factor (L) to average conditions; the resulting range and deflection differences are within approximately one probable error boundaries for the M483A1 projectile fired with the M109A1 and/or M198 howitzers. Table 4 gives an illustration for charge 4W. Extensions to the other charges can easily be derived.

6. Precision Probable Error

Table 5 shows comparisons of precision probable errors between projectiles M483A1 and the M825 with the MOD PIP Base. Each charge, howitzer and QE combination consists of approximately 5 round groups for each projectile. A statistical F-test on variances³ reveals that there is no difference in range or deflection precision at the 10 percent level of significance in 18 out of 20 cases.

IV. Conclusions

The current NATO-accepted definition of ballistic similitude is as follows:

"Two types of projectiles with the same fuze are ballistically similar if their external shape, mass, center of gravity, transverse and longitudinal moments of inertia, surface finish, and driving band characteristics are sufficiently close to insure that their mean points of impact do not differ by more than one probable error in range and one probable error in deflection, after the application for each propellant zone (charge) of a constant correction to muzzle velocity and/or air density for range and a constant angular or percentage correction for deflection."

The document which mentions the definition of ballistic similitude also states "If none of the corrections mentioned in the definition are necessary for mean points of impact to be within one probable error, then the two projectiles are ballistically matched."

The M825 MOD PIP Base projectile is not ballistically matched to the M483A1 projectile. Test results showed large deviations in range and deflection greater than one probable error. However, they have been determined to be ballistically similar. Test results bear this out. Over all charges and conditions tested, corrections to ballistic coefficient (C) and lift factor (L) were found so that the NATO definition of ballistic similitude can be satisfied.

There is a need for new aiming data for the M825 MOD PIP projectile since ballistics are significantly different than those of the M825 Standard Base projectile. A new test plan, to be conducted for an initial production test of the M825 MOD PIP Base projectile, will be required to develop the new aiming data. Such a test will be more extensive than the developmental test since all charges will be utilized.

Finally, no significant differences were found in precision probable error in range or deflection between the M483A1, M825 Standard Base and M825 MOD PIP Base projectiles.

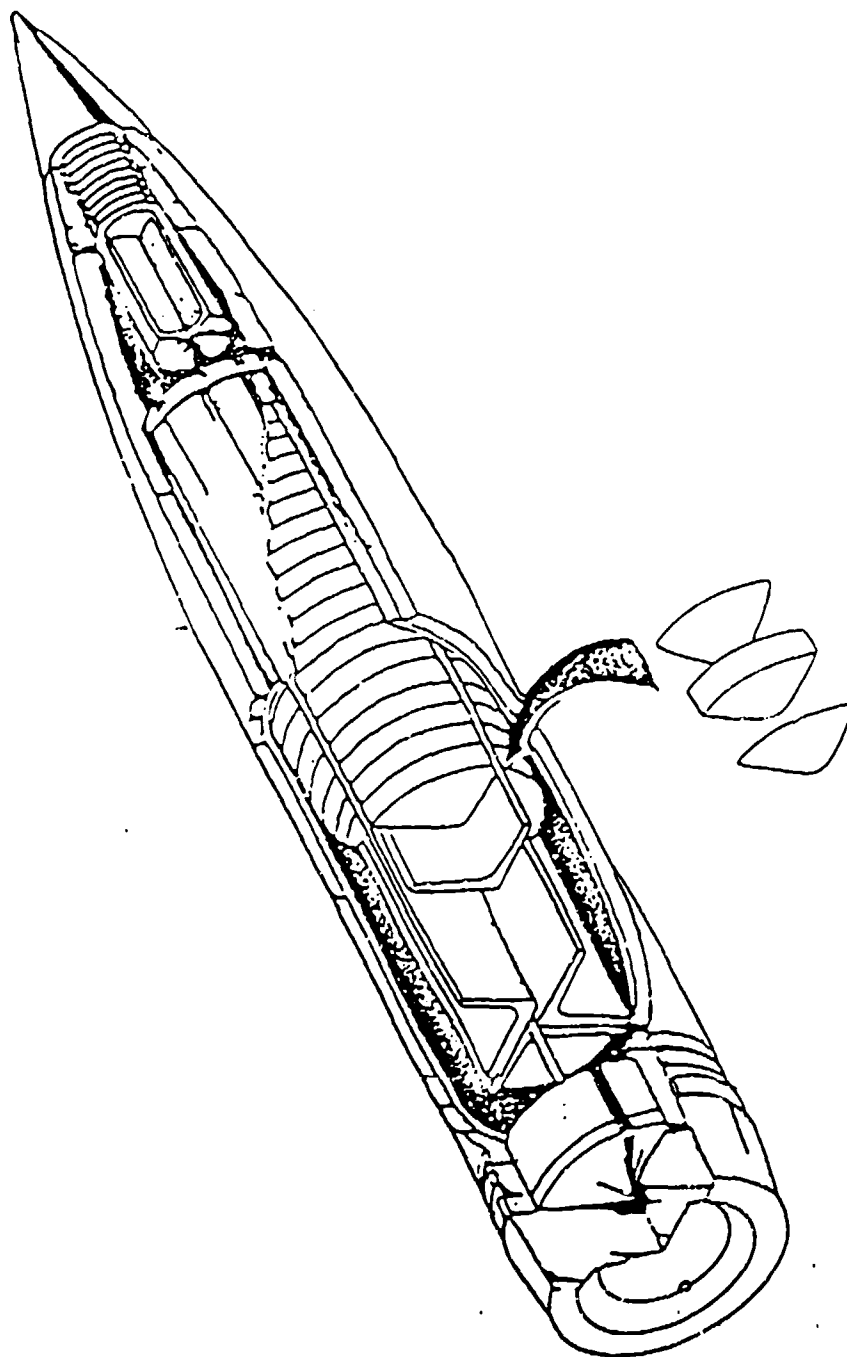


Figure 1. Cut-away view of the MS25.

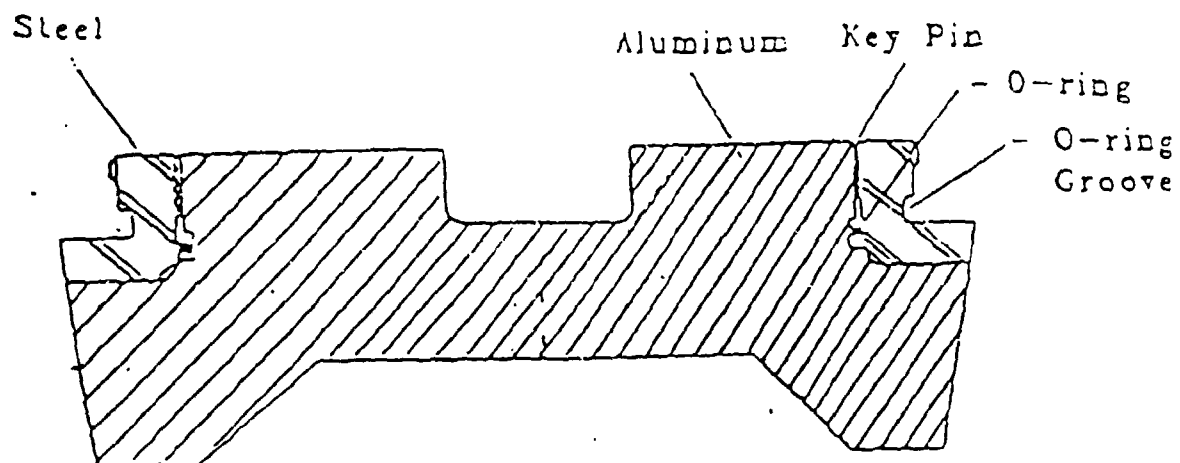


Figure 2a. Section View of Standard Base.

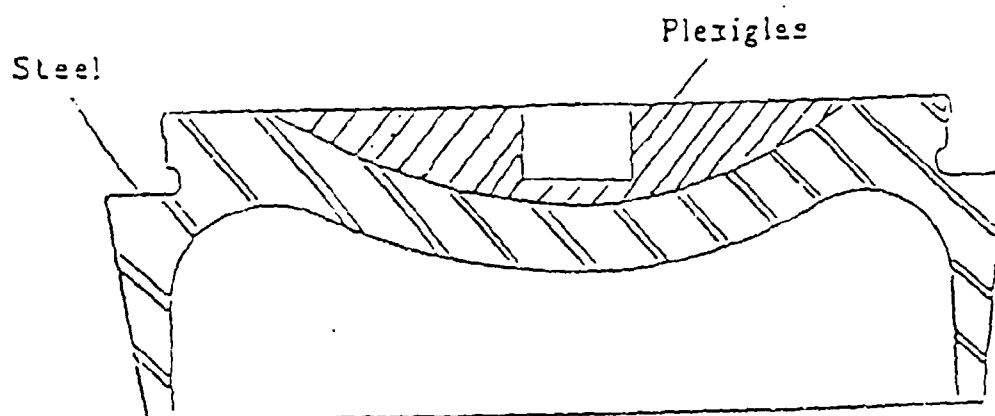


Figure 2b. Section View of PIP Base.

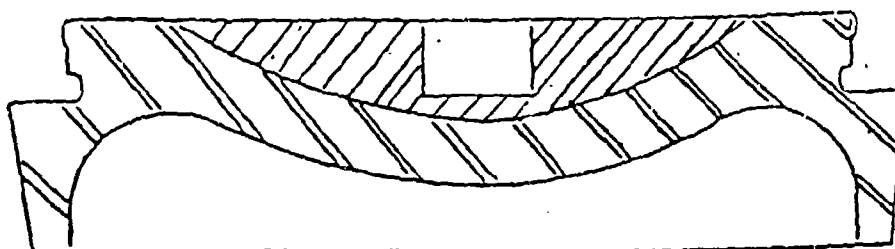


Figure 2c. Section View of Modified Base.

M825 MOD PIP TEST C - MULTIPLIER VS MUZZLE VELOCITY

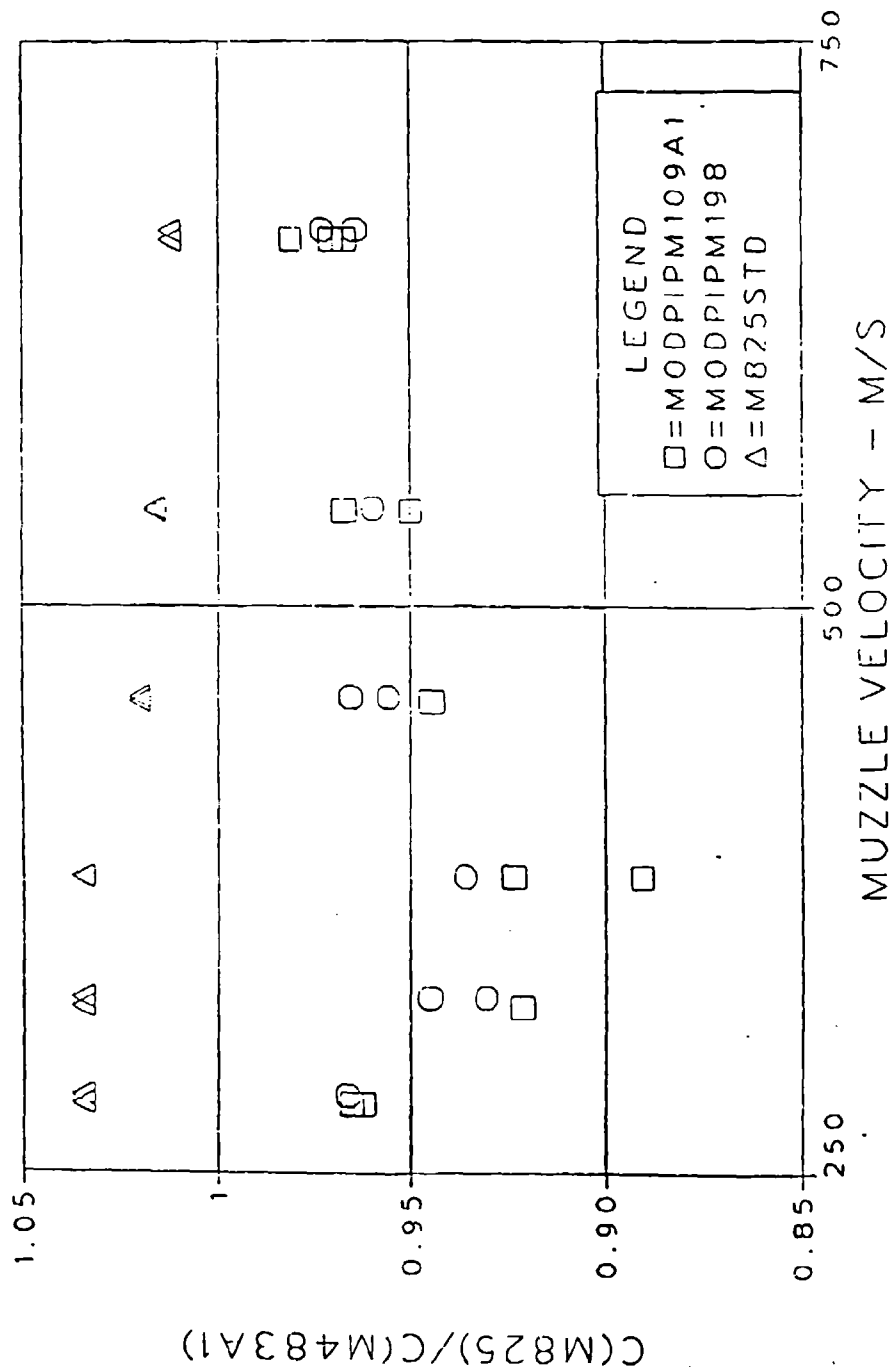


Figure 3. Ballistic coefficient (c) multiplier vs. muzzle velocity.

M825 MOD PIP TEST L - MULTIPLIER VS MUZZLE VELOCITY

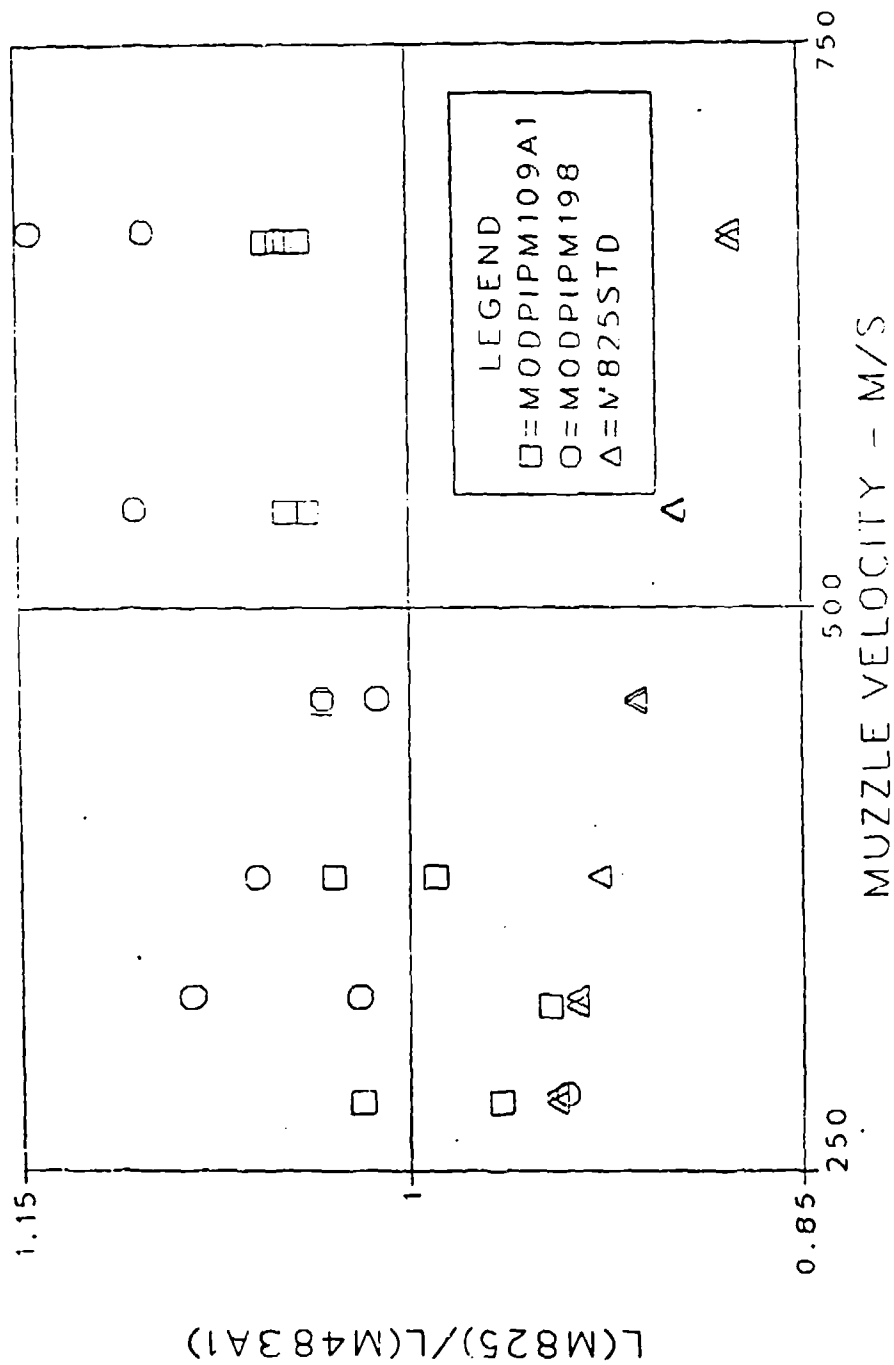


Figure 4. Lift factor (l) multiplier vs. muzzle velocity.

M825 MOD PIP TEST
 BALLISTIC COEF. VS QUADRANT ELEVATION
 CHARGE 8R - M198 HOWITZER

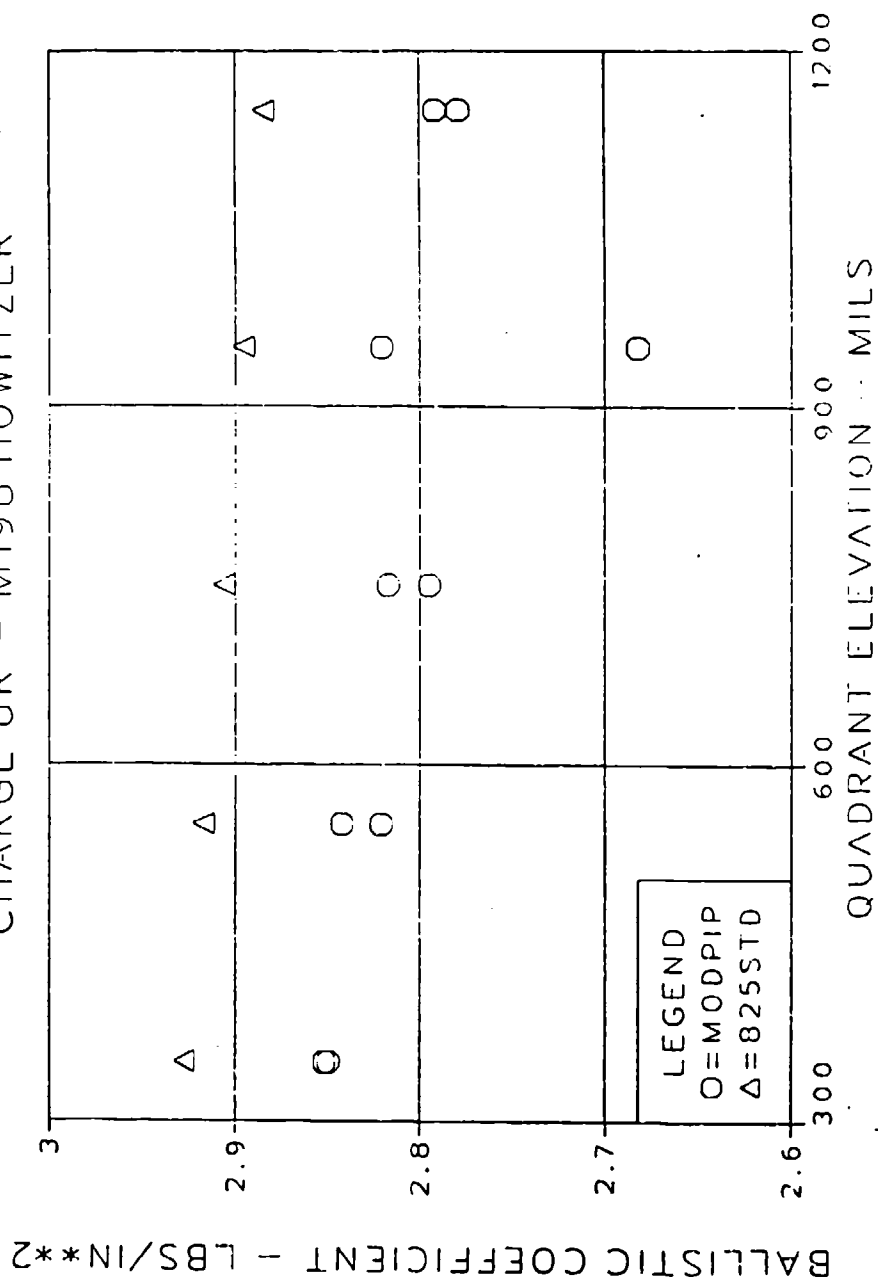


Figure 5. Ballistic coefficient (c) vs. quadrant elevation - charge 8R.

M825 MOD PIP TEST
LIFT FACTOR VS QUADRANT ELEVATION
CHARGE 8R - M198 HOWITZER

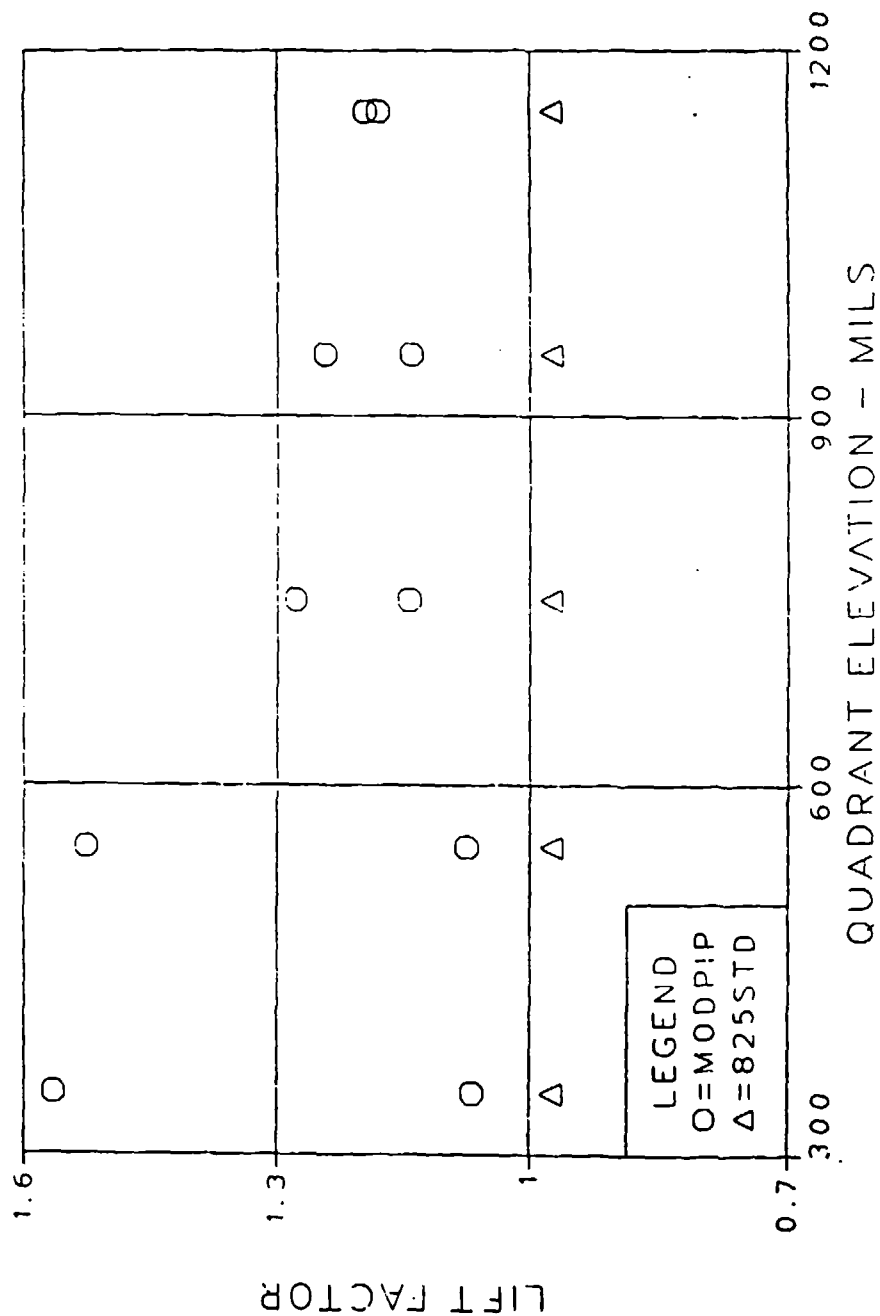


Figure 6. Lift factor (l) vs. quadrant elevation - 8R.

M825 MOD PIP TEST
C - MULTIPLIER VS QUADRANT ELEVATION
CHARGE 3W




Figure 7. Ballistic coefficient (c) multiplier vs. quadrant elevation - charge 3W.

M825 MOD PIP TEST
C - MULTIPLIER VS QUADRANT ELEVATION
CHARGE 4W




Figure 8. Ballistic coefficient (c) multiplier vs. quadrant elevation - charge 4W.

M825 MOD PIP TEST
C - MULTIPLIER VS QUADRANT ELEVATION
CHARGE 5W

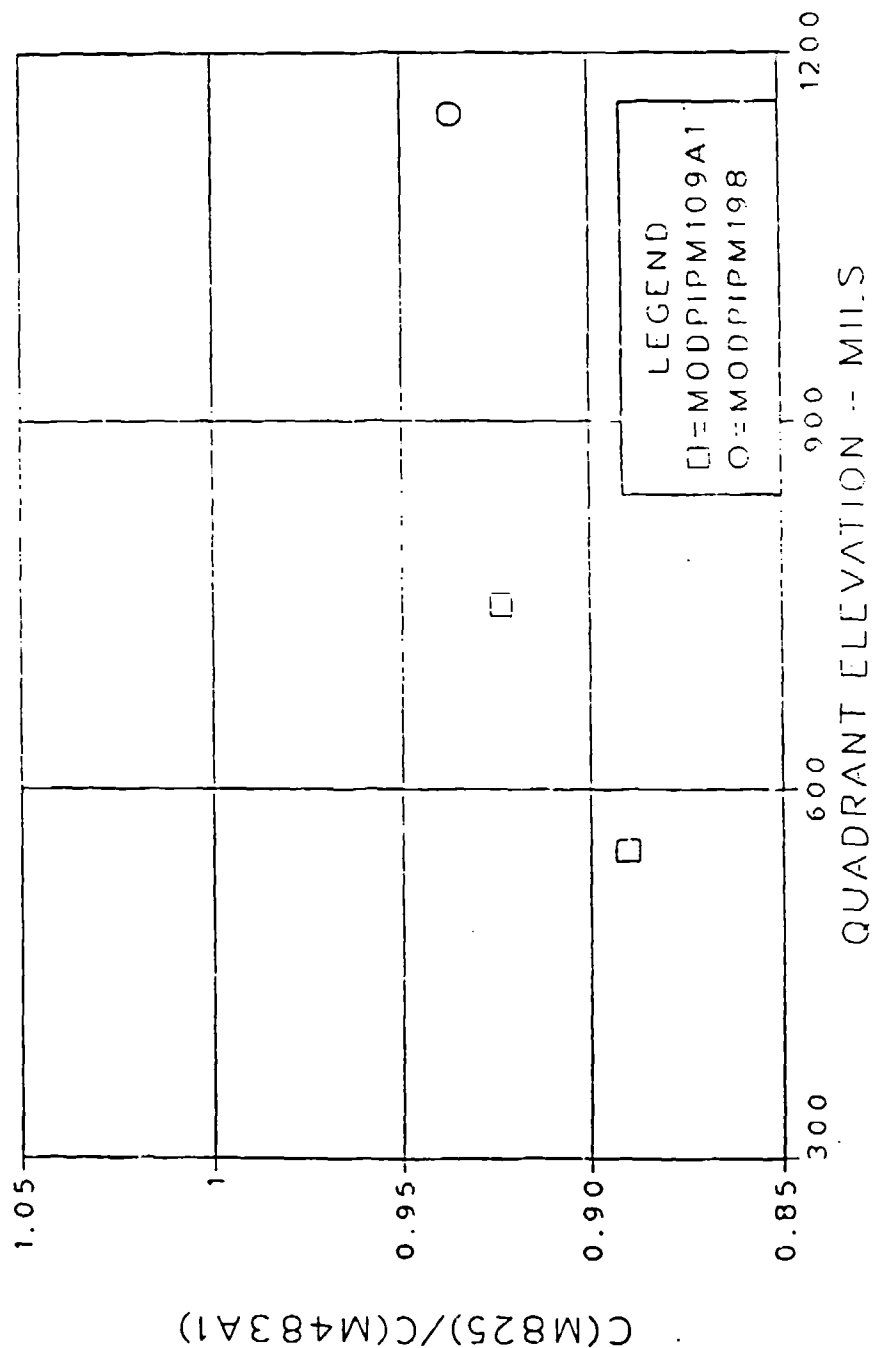


Figure 9. Ballistic coefficient (c) multiplier vs. quadrant elevation - charge 5W.

M825 MOD PIP TEST
C - MULTIPLIER VS QUADRANT ELEVATION
CHARGE 6W

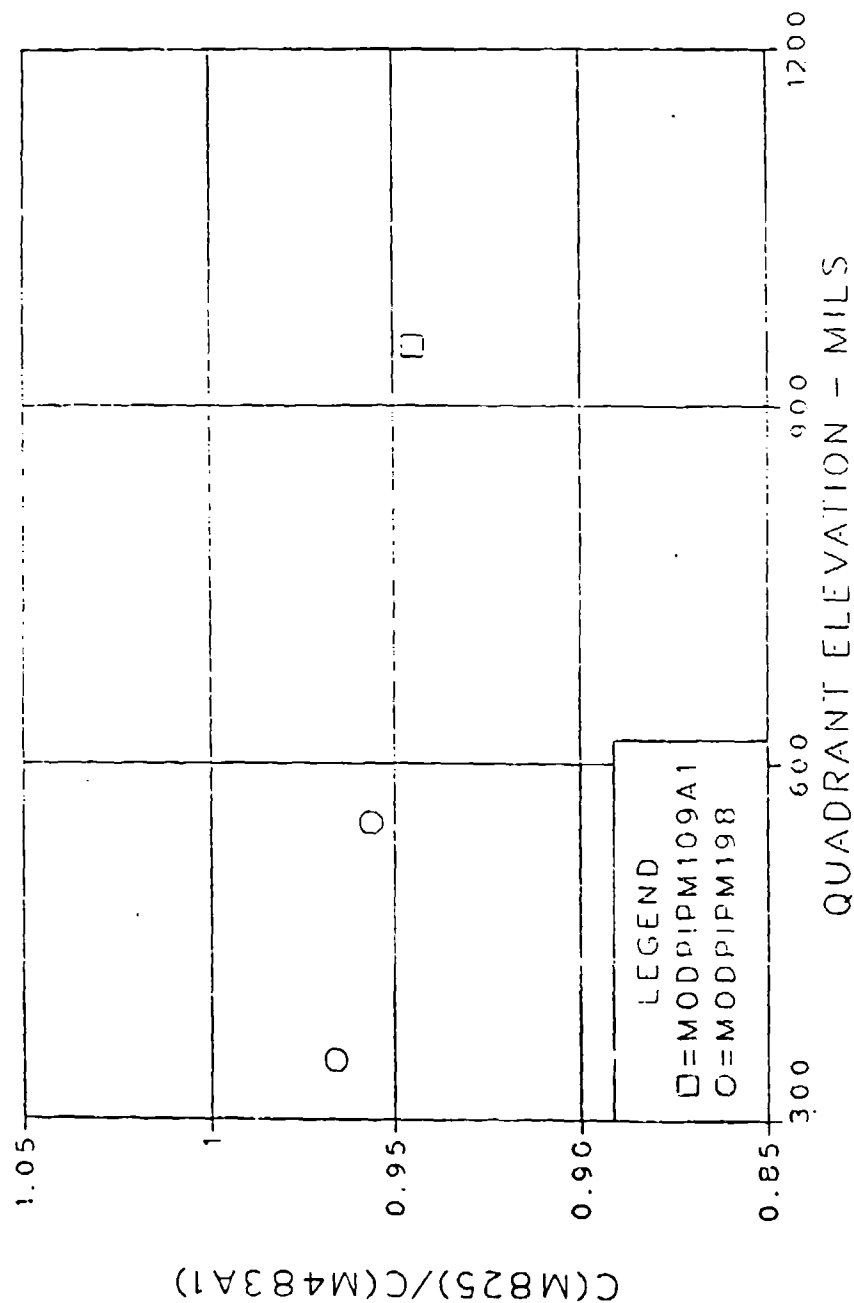


Figure 10. Ballistic coefficient (c) multiplier vs. quadrant elevation - charge 6W.

M825 MOD PIP TEST
C - MULTIPLIER VS QUADRANT ELEVATION
CHARGE 7W




Figure 11. Ballistic coefficient (c) multiplier vs. quadrant elevation - charge 7W.

M825 MOD PIP TEST
C - MULTIPLIER VS QUADRANT ELEVATION
CHARGE 7R




Figure 12. Ballistic coefficient (c) multiplier vs. quadrant elevation - charge 7R.

M825 MOD PIP TEST
L - MULTIPLIER VS QUADRANT ELEVATION
CHARGE 3W

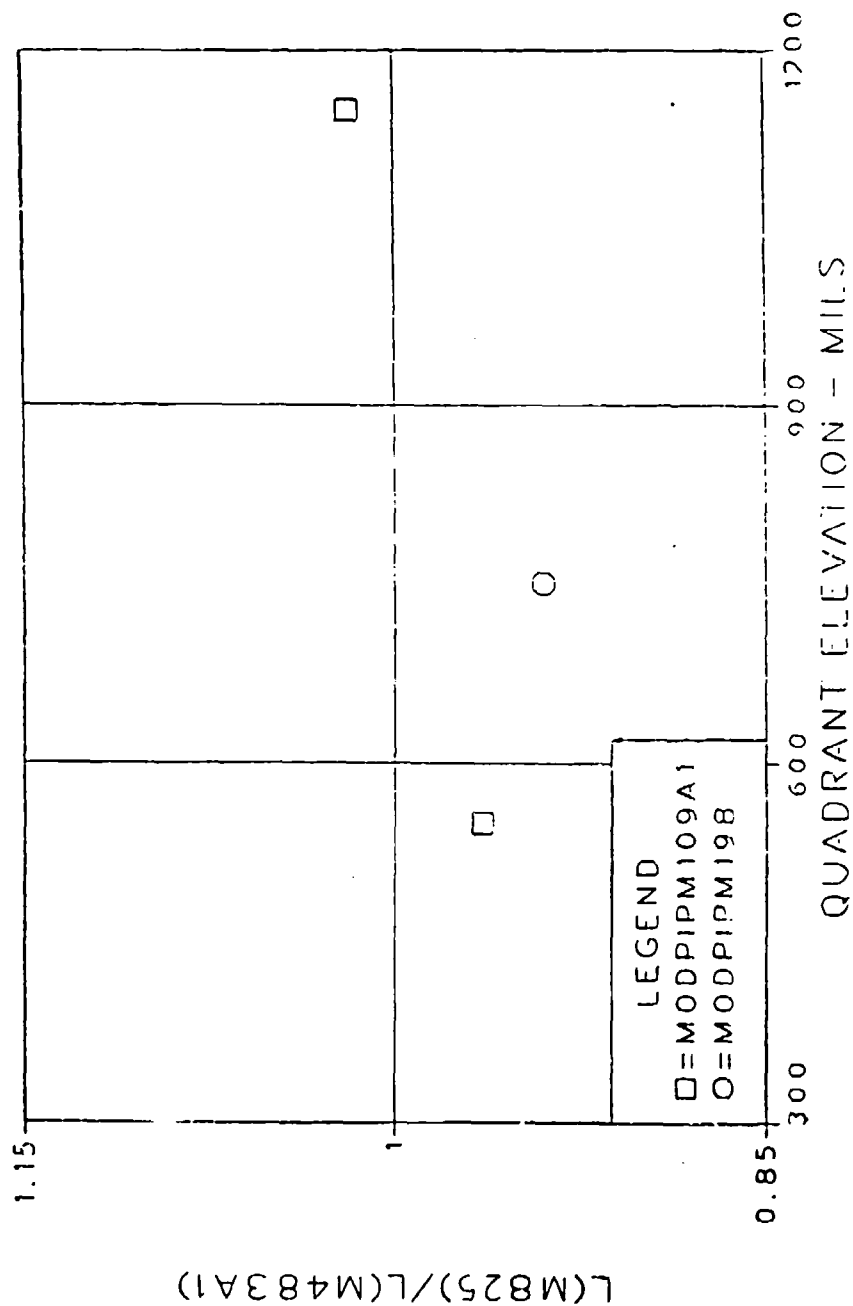


Figure 13. Lift factor (l) multiplier vs. quadrant elevation - charge 3W.

M825 MOD PIP TEST
L - MULTIPLIER VS QUADRANT ELEVATION
CHARGE 4W

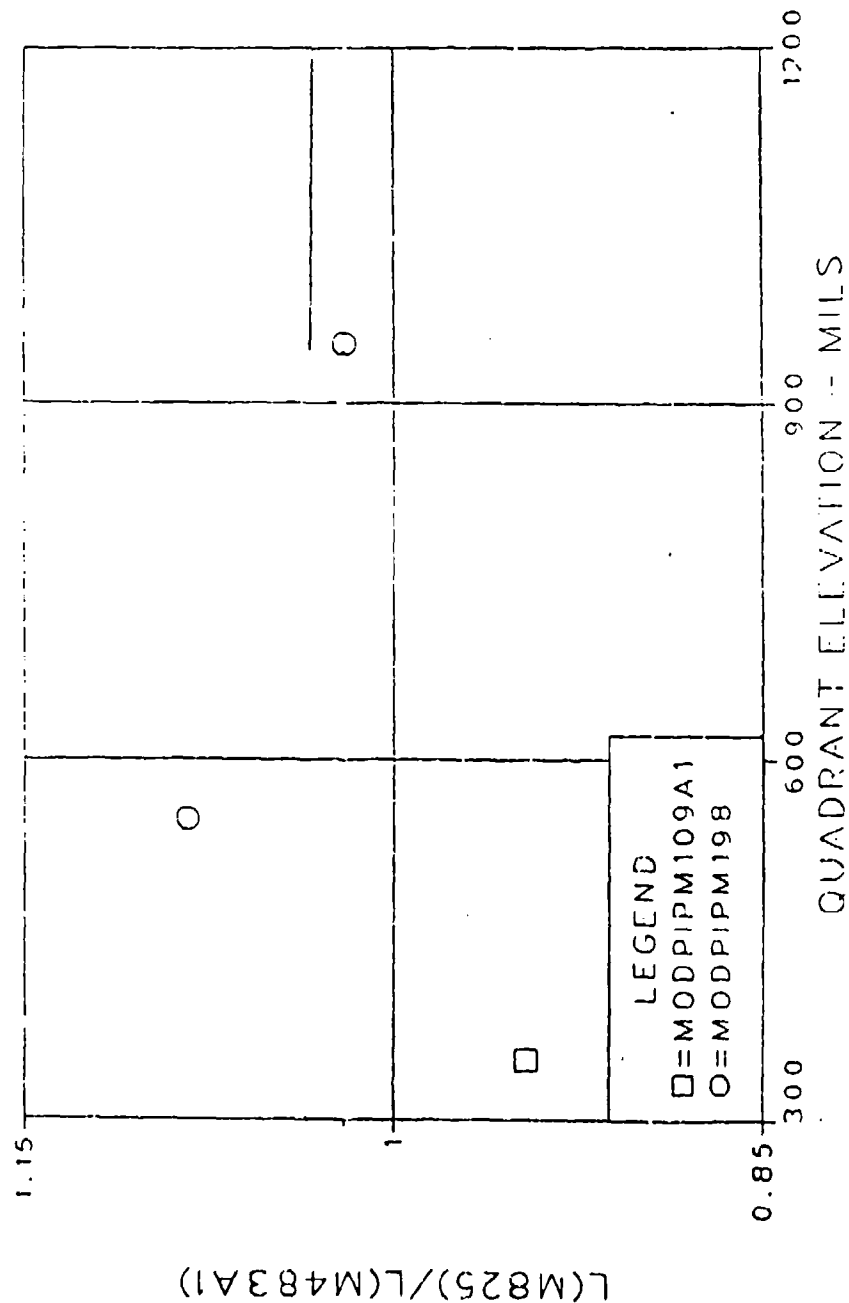


Figure 14. Lift factor (l) multiplier vs. quadrant elevation - charge 4W.

M825 MOD PIP TEST
L - MULTIPLIER VS QUADRANT ELEVATION
CHARGE 5W




Figure 15. Lift factor (l) multiplier vs. quadrant elevation - charge 5W.

M825 MOD PIP TEST
L - MULTIPLIER VS QUADRANT ELEVATION
CHARGE 6W




Figure 10. Lift factor (l) multiplier vs. quadrant elevation - charge 6W.

M825 MOD PIP TEST
L - MULTIPLIER VS QUADRANT ELEVATION
CHARGE 7W




Figure 17. Lift factor (L) multiplier vs. quadrant elevation - charge 7W.

M825 MOD PIP TEST
L - MULTIPLIER VS QUADRANT ELEVATION
CHARGE 7R




Figure 18. Lift factor (l) multiplier vs. quadrant elevation - charge 7R.

Table 1. Average Physical Characteristics of M825 Projectile Designs

Projectile Type	Standard	PIP	MOD/PIP
Base Type	Standard	1/4 Cal	1/6 Cal
Diameter (mm)	154.78	154.78	154.76
Mass (kg)	46.53	46.70	46.19
Axial Moment of Inertia ² (kg - m ²)	0.168	0.170	0.168
Transverse Moment of Inertia ² (kg - m ²)	1.85	1.86	1.81
Center Gravity - Base (m)	0.331	0.332	0.313
L/D (Length to Diameter Ratio)	5.790	5.792	5.705

Table 2. Standard Muzzle Velocity (m/s) and Probable Error in Muzzle Velocity (m/s)
Comparisons for M825 with Modified PIP Base

MUZZLE VELOCITY					
CHARGE	n	STANDARD		PROBABLE ERROR	
		M825	M483A1	M825	M483A1
M109A1 HOWITZER					
3W	2	280.3	280.5	.68	1.19
4W	1	322.8	322.9	.52	.38
5W	2	380.3	379.1	.84	.63
6W	1	457.7	457.6	.94	.54
7W	2	542.3	543.2	.56	.48
7R	3	662.3	663.8	.71	1.01
M196 HOWITZER					
3W	1	283.8	280.1	2.34	2.42
4W	2	326.8	323.4	2.46	1.21
5W	1	380.3	377.2	2.27	1.37
6W	2	459.7	457.9	2.19	1.02
7W	1	543.4	543.5	.87	1.29
7R	2	666.3	666.8	1.13	.90
8R	10	796.2			

NOTE 1 : CORRECTED TO STANDARD WEIGHT OF 103.5 LBS.

NOTE 2 : n DENOTES NUMBER OF OCCASIONS;
EACH OCCASION CONSISTS OF A 5 ROUND GROUP

NOTE 3 : ABOVE DATA DERIVED FROM M825 MODIFIED PIP TEST

Table 3. Standard Muzzle Velocity (m/s) Comparisons for M825 with Standard Base

CHARGE	MUZZLE VELOCITY	
	STANDARD	
	M825	M483A1

M109A1 HOWITZER

3W	294.9	294.9
4W	334.8	334.8
5W	385.9	385.9
6W	461.6	461.6
7W	546.8	546.8
7R	659.0	659.0

M198 HOWITZER

3W	285.2	285.2
4W	326.5	326.5
5W	381.3	381.3
6W	460.7	460.7
7W	546.2	546.2
7R	660.0	660.0
8R	803.0	

NOTE 1 : CORRECTED TO STANDARD WEIGHT OF 103.5 LBS.

NOTE 2 : ABOVE DATA DERIVED FROM FCI-155-AN-A DOCUMENTS

Table 4. Example of Ballistic Similitude Comparison

Ballistic Coefficient (Range)

Charge	QE	Difference of plotted point from constant line (Figure 8)	Partial from reduced data	Difference dx	PE-TABLE G FT-155-AN-1
	mils	%	dx/dc (m/%)	meters	meters
4W	350	1.19	7.9	9.4	20
4W	550	1.11	5.5	6.1	27
4W	950	.40	6.9	2.8	29

Lift Factor (Deflection)

Charge	QE	Difference of plotted point from constant line (Figure 14)	Partial from reduced data	Difference dz	PE-TABLE G FT-155-AN-1
	mils		dz/dl (m/l)	meters	meters
4W	350	.075	34.3	2.6	3
4W	550	.045	82.8	3.7	4
4W	950	.015	225.9	3.4	6

Table 5. Precision Probable Error Comparisons of M825 Projectile Designs with M483A1 Projectile

CHARGE	HOWITZER	QE	RANGE				DEFLECTION	
			PE	PE	PE	PE	PE	PE
			R	R	R	D	D	D
			M483A1	M825 MOD PIP BASE	M825 STAN. BASE	M483A1	M825 MOD PIP BASE	M825 STAN. BASE
3W	M109A1	550	41.5	25.1	29	2.5	2.6	3
3W	M198	750	98.6	96.3	32	4.6	6.4	5
3W	M109A1	1150	44.1	23.3	25	6.8	2.7	6
4W	M109A1	350	9.3	23.2	20	5.0	5.9	3
4W	M198	550	30.1	97.0	27	4.0	4.1	4
4W	M198	950	84.7	69.2	29	6.6	5.2	6
5W	M109A1	550	14.4	23.7	23	12.1	5.6	4
5W	M109A1	750	16.7	34.6	26	.6	4.0	5
5W	M198	1150	27.4	49.5	22	9.0	7.3	7
6W	M198	350	32.7	61.9	14	2.1	6.2	3
6W	M198	550	50.4	52.0	19	8.7	5.5	5
6W	M109A1	950	14.5	35.9	20	8.2	7.8	7
7W	M109A1	550	12.3	25.2	18	13.9	18.8	7
7W	M198	750	20.1	30.7	21	.8	4.1	10
7W	M109A1	1150	2.3	11.7	19	6.4	4.8	12
7R	M109A1	350	36.0	25.9	28	6.6	7.2	7
7R	M198	550	46.9	36.3	33	6.4	1.9	10
7R	M109A1	750	66.1	32.4	38	14.5	15.9	14
7R	M198	950	49.9	30.1	40	13.7	7.2	15
7R	M109A1	1150	58.3	23.9	34	20.3	27.7	17

NOTE 1 : QE measured in mils; PE_R and PE_D measured in meters.

NOTE 2 : PE values for M825 standard base projectile come from FT 155-AN-1.

NOTE 3 : PE values for M825 modified PIP base projectile and M483A1 projectile come from M825 MOD PIP Test.

INTENTIONALLY LEFT BLANK.

References

1. Lieske, R.F. and Reiter, M.L., "Equations of Motion for a Modified Point Mass Trajectory", US Army Ballistic Research Laboratory, Aberdeen Proving Ground, Maryland, BRL Report No. 1314, March 1966. (AD 485869)
2. Hepner, D.J. and Hudler, B.L., "Aeroballistic Testing of the M825 Projectile: Yaw-sonde Testing of the 1/6 - Caliber Dome Steel Base", U.S. Army Ballistic Research Laboratory, Aberdeen Proving Ground, Maryland, BRL Report No. 3779, August 1989.
3. Spiegel, M.R., Probability and Statistics, McGraw-Hill Book Company, New York, 1975.
4. Bacon, D.P., Test Report, "Revised Product Improvement Program of Projectile, 155-MM: SMOKE, WP. M825E1", DPG Document No. DPG-FR-89-201, Dugway Proving Ground, Utah, February 1989.
5. Quigley, J.E., Partial Test Report, "Product Improvement Program of Projectile, 155-millimeter: SMOKE, WP. M825", DPG Document No. DPG-PR-89-302, Dugway Proving Ground, Utah, February 1989.
6. Fundamentals of Ballistics, U.S. Army Ordnance Center and School, Aberdeen Proving Ground, Maryland, April 1964.
7. Weapon Systems Engineering Volume I, Department of Engineering, U.S. Military Academy, New York.

INTENTIONALLY LEFT BLANK.

No of Copies	Organization
1	Office of the Secretary of Defense OUSD(A) Director, Live Fire Testing ATTN: James F. O'Bryon Washington, DC 20301-3110
2	Administrator Defense Technical Info Center ATTN: DTIC-DDA Cameron Station Alexandria, VA 22304-6145
1	HQDA (SARD-TR) WASH DC 20310-0001
1	Commander US Army Materiel Command ATTN: AMCDRA-ST 5001 Eisenhower Avenue Alexandria, VA 22333-0001
1	Commander US Army Laboratory Command ATTN: AMSLC-DL Adelphi, MD 20783-1145
2	Commander US Army, ARDEC ATTN: SMCAR-IMI-I Picatinny Arsenal, NJ 07806-5000
2	Commander US Army, ARDEC ATTN: SMCAR-TDC Picatinny Arsenal, NJ 07806-5000
1	Director Benet Weapons Laboratory US Army, ARDEC ATTN: SMCAR-CCB-TL Watervliet, NY 12189-4050
1	Commander US Army Armament, Munitions and Chemical Command ATTN: SMCAR-ESP-L Rock Island, IL 61299-5000
1	Commander US Army Aviation Systems Command ATTN: AMSAV-DACL 4300 Goodfellow Blvd. St. Louis, MO 63120-1798

No of Copies	Organization
1	Director US Army Aviation Research and Technology Activity ATTN: SAVRT-R (Library) M/S 219-3 Ames Research Center Moffett Field, CA 94035-1000
1	Commander US Army Missile Command ATTN: AMSMI-RD-CS-R (DOC) Redstone Arsenal, AL 35898-5010
1	Commander US Army Tank-Automotive Command ATTN: AMSTA-TSL (Technical Library) Warren, MI 48397-5000
1	Director US Army TRADOC Analysis Command ATTN: ATAA-SL White Sands Missile Range, NM 88002-5502
(Class. only)]	Commandant US Army Infantry School ATTN: ATSH-CD (Security Mgr.) Fort Benning, GA 31905-5660
(Unclass. only)]	Commandant US Army Infantry School ATTN: ATSH-CD-CSO-OR Fort Benning, GA 31905-5660
1	Air Force Armament Laboratory ATTN: AFATL/DLODL Eglin AFB, FL 32542-5000
	<u>Aberdeen Proving Ground</u>
2	Dir, USAMSAA ATTN: AMXSY-D AMXSY-MP, H. Cohen
1	Cdr, USATECOM ATTN: AMS'IE-TD
3	Cdr, CRDEC, AMCCOM ATTN: SMCCR-RSP-A SMCCR-MU SMCCR-MSI
1	Dir, VLAMO ATTN: AMSLC-VL-D

No of
Copies Organization

- 1 Commander
US Army AMCCOM
ATTN: SMCAR-CAWS-S (D. Griggs)
Picatinny Arsenal, NJ 07806-5000
- 1 Commander
ARDEC
US Army AMCCOM
ATTN: SMCAR-AET-A (R. Kline)
Picatinny Arsenal, NJ 07806-5000

Aberdeen Proving Ground

- 1 Program Manager - SMOKE
ATTN: AMCPM-SMK-M (J. Callahan)
- 1 Cdr, CRDEC, AMCCOM
ATTN: SMCCR-MUS-T (D. Bromley)
- 1 Dir, HEL
ATTN: SLCHE-FT (J. Wall)

USER EVALUATION SHEET/CHANGE OF ADDRESS

This Laboratory undertakes a continuing effort to improve the quality of the reports it publishes. Your comments/answers to the items/questions below will aid us in our efforts.

1. BRL Report Number BRL-MR-3865 Date of Report SEPTEMBER 1990
2. Date Report Received _____
3. Does this report satisfy a need? (Comment on purpose, related project, or other area of interest for which the report will be used.) _____

4. Specifically, how is the report being used? (Information source, design data, procedure, source of ideas, etc.) _____

5. Has the information in this report led to any quantitative savings as far as man-hours or dollars saved, operating costs avoided, or efficiencies achieved, etc? If so, please elaborate. _____

6. General Comments. What do you think should be changed to improve future reports? (Indicate changes to organization, technical content, format, etc.) _____

CURRENT
ADDRESS

Name

Organization

Address

City, State, Zip Code

7. If indicating a Change of Address or Address Correction, please provide the New or Correct Address in Block 6 above and the Old or Incorrect address below.

OLD
ADDRESS

Name

Organization

Address

City, State, Zip Code

(Remove this sheet, fold as indicated, staple or tape closed, and mail.)

-----FOLD HERE-----

DEPARTMENT OF THE ARMY

Director
U.S. Army Ballistic Research Laboratory
ATTN: SLCBR-DD-T
Aberdeen Proving Ground, MD 21005-5066
OFFICIAL BUSINESS



NO POSTAGE
NECESSARY
IF MAILED
IN THE
UNITED STATES

BUSINESS REPLY MAIL
FIRST CLASS PERMIT No 0001, APG, MD

POSTAGE WILL BE PAID BY ADDRESSEE

Director
U.S. Army Ballistic Research Laboratory
ATTN: SLCBR-DD-T
Aberdeen Proving Ground, MD 21005-9989

-----FOLD HERE-----