

DTIC FILE COPY

REPORT SD-TR-88-83

(4)

AD-A199 205

Vibrational Relaxation and Electronic Quenching-Rate Coefficients for $\text{BiF}(\text{A}0^+, v^1)$ by SF_6

H. HELVAJIAN, J. S. HOLLOWAY, and J. B. KOFFEND
Aerophysics Laboratory
Laboratory Operations
The Aerospace Corporation
El Segundo, CA 90245

22 August 1988

Prepared for
SPACE DIVISION
AIR FORCE SYSTEMS COMMAND
Los Angeles Air Force Base
P.O. Box 92960, Worldway Postal Center
Los Angeles, CA 90009-2960

APPROVED FOR PUBLIC RELEASE;
DISTRIBUTION UNLIMITED

DTIC
SELECTED
SEP 07 1988
S D
H

88 9 6 20 1

This report was submitted by The Aerospace Corporation, El Segundo, CA 90245, under Contract No. F04701-85-C-0086-P00019 with the Space Division, P.O. Box 92960, Worldway Postal Center, Los Angeles, CA 90009-2960. It was reviewed and approved for The Aerospace Corporation by W. P. Thompson, Jr., Director, Aerophysics Laboratory.


Lt Scott W. Levinson/CNC was the Air Force project officer.

This report has been reviewed by the Public Affairs Office (PAS) and is releasable to the National Technical Information Service (NTIS). At NTIS, it will be available to the general public, including foreign nationals.

This technical report has been reviewed and is approved for publication. Publication of this report does not constitute Air Force approval of the report's findings or conclusions. It is published only for the exchange and stimulation of ideas.



SCOTT W. LEVINSON, Lt, USAF
MOIE Project Officer
SD/CNC



RAYMOND M. LEONG, Maj, USAF
Deputy Director, AFSTC West Coast Office
AFSTC/WCO OL-AB

UNCLASSIFIED

SECURITY CLASSIFICATION OF THIS PAGE

REPORT DOCUMENTATION PAGE				
1a. REPORT SECURITY CLASSIFICATION Unclassified		1b. RESTRICTIVE MARKINGS		
2a. SECURITY CLASSIFICATION AUTHORITY		3. DISTRIBUTION/AVAILABILITY OF REPORT Approved for public release; distribution unlimited.		
2b. DECLASSIFICATION/DOWNGRADING SCHEDULE				
4. PERFORMING ORGANIZATION REPORT NUMBER(S) TR-0088(3604)-1		5. MONITORING ORGANIZATION REPORT NUMBER(S) SD-TR-88-83		
6a. NAME OF PERFORMING ORGANIZATION The Aerospace Corporation Laboratory Operations	6b. OFFICE SYMBOL (If applicable)	7a. NAME OF MONITORING ORGANIZATION Space Division		
6c. ADDRESS (City, State, and ZIP Code) El Segundo, CA 90245		7b. ADDRESS (City, State, and ZIP Code) Los Angeles Air Force Base Los Angeles, CA 90009-2960		
8a. NAME OF FUNDING/SPONSORING ORGANIZATION	8b. OFFICE SYMBOL (If applicable)	9. PROCUREMENT INSTRUMENT IDENTIFICATION NUMBER F04701-85-C-0086-P00019		
8c. ADDRESS (City, State, and ZIP Code)		10. SOURCE OF FUNDING NUMBERS		
		PROGRAM ELEMENT NO	PROJECT NO	TASK NO
				WORK UNIT ACCESSION NO.
11. TITLE (Include Security Classification) Vibrational Relaxation and Electronic Quenching-Rate Coefficients for BiF(A0 ⁺ , v') by SF ₆				
12. PERSONAL AUTHOR(S) Helvajian, H., Holloway, J. S., Koffend, J. B.				
13a. TYPE OF REPORT	13b. TIME COVERED FROM _____ TO _____	14. DATE OF REPORT (Year, Month, Day) 1988 August 22	15. PAGE COUNT 9	
16. SUPPLEMENTARY NOTATION				
17. COSATI CODES			18. SUBJECT TERMS (Continue on reverse if necessary and identify by block number)	
FIELD	GROUP	SUB-GROUP	BiF Electronic quenching.	
			→ Chemical laser Vibrational relaxation	
19. ABSTRACT (Continue on reverse if necessary and identify by block number)				
<p>We have extended our kinetic data base for the A-state of BiF to include SF₆ as a collision partner. By applying a four-level finite-difference fitting routine to time-resolved fluorescence traces from v' = 0-3, we have obtained rate coefficients for electronic quenching, as well as for vibrational relaxation within the A-state manifold. As was the case for our previous results with He and Ar, electronic quenching is slow in comparison to radiative decay. Vibrational relaxation does not show a simple v' dependence, but rather, for the levels examined, increases markedly for higher v'. Our results confirm the suitability of SF₆ as a bulk diluent in the proposed NF/BiF chemical laser system.</p> <p><i>3 with Fluoride - ...</i></p>				
20. DISTRIBUTION/AVAILABILITY OF ABSTRACT <input checked="" type="checkbox"/> UNCLASSIFIED/UNLIMITED <input type="checkbox"/> SAME AS RPT. <input type="checkbox"/> DTIC USERS			21. ABSTRACT SECURITY CLASSIFICATION Unclassified	
22a. NAME OF RESPONSIBLE INDIVIDUAL		22b. TELEPHONE (Include Area Code)	22c. OFFICE SYMBOL	

DD FORM 1473, 84 MAR

83 APR edition may be used until exhausted.
All other editions are obsolete.

SECURITY CLASSIFICATION OF THIS PAGE

UNCLASSIFIED

CONTENTS

VIBRATIONAL RELAXATION AND ELECTRONIC QUENCHING-RATE
COEFFICIENTS FOR $\text{BiF}(\text{AO}^+, \nu')$ BY SF_6 3

REFERENCES..... 9



Accession For	
NTIS GRA&I	<input checked="" type="checkbox"/>
DTIC TAB	<input type="checkbox"/>
Unannounced	<input type="checkbox"/>
Justification	
By	
Distribution/	
Availability Codes	
Dist	Avail and/or Special
A-1	

FIGURES

1. Diagram of the Modified Broida Oven/LIF Cell.....	4
2. Fluorescence Time Histories from BiF (A, v = 0,1,2,3) and Their Corresponding Fits at a Total Pressure of 9.69 Torr and a SF ₆ /Ar Ratio of 1.2 and 12.0 Torr and a SF ₆ /Ar Ratio of 5.4.....	6

TABLE

1. Vibrational Relaxation and Electronic Quenching-Rate Coefficients for BiF(AO ⁺) in SF ₆	7
--	---

VIBRATIONAL RELAXATION AND ELECTRONIC QUENCHING-RATE
COEFFICIENTS FOR BiF ($A0^+$, v') BY SF₆

Renewed interest in bismuth monofluoride (BiF) has been created by the observation of its blue $A \rightarrow X$ emission in flow-tube experiments concerning energy transfer between $NF(a^1D)$ and $Bi(^4S)$. This result generated interest in the potential for BiF(A) to act as the lasing species in a chemically driven electronic-transfer laser based on the efficient $H + NF_2 \rightarrow NF(a) + HF$ reaction. More recently, the rate coefficients for spontaneous emission, electronic quenching, and vibrational relaxation (V-T) for the A-state have been measured² in Ar and He by means of laser-induced fluorescence (LIF) of BiF generated in a Broida oven.³ Similar measurements were also made in the presence of SF₆, but the resulting data were not reproducible. It was thought that the unreliable nature of that experiment was due to the catalytic decomposition of SF₆ on the hot surfaces of the oven as a result of the method used to introduce the quenching gas. This assumption was born out by the presence of elemental sulfur on the walls of the cell. The experimental apparatus has been modified to isolate the gas-mixing region from the hot oven containment region. The modified design has enabled us to obtain consistent and reproducible results. We report here the rate coefficients for the electronic quenching and vibrational relaxation of BiF ($A, v' = 0, 1, 2, 3$) by SF₆ at ≈ 450 K.

Details of the experimental arrangement have appeared previously.² The Broida oven/LIF cell has been modified so that the metal-vapor generator is physically isolated from the mixing and observation region of the cell by a stainless-steel bulkhead. Figure 1 is a schematic diagram of the apparatus. An alumina crucible containing Bi metal is supported by a W coil that is resistively heated to ≈ 1000 K. A flow of Ar is used to sweep the metal vapor from above the hot crucible. A dilute concentration of F₂ (10% in He) is introduced by means of an annular injector into the entrained Bi flow, which exits the oven section through a stainless-steel

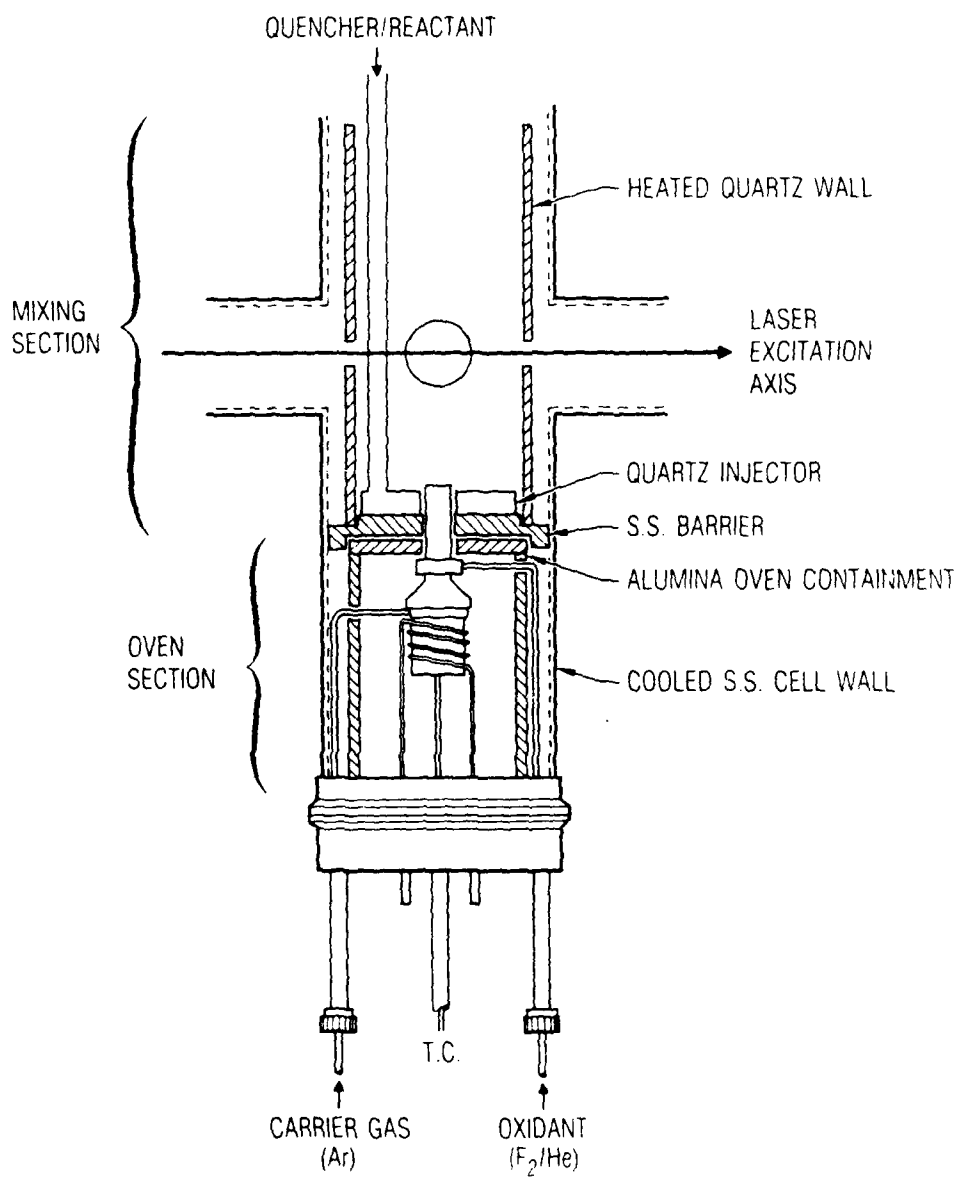


Fig. 1. Diagram of the Modified Broida Oven/LIF Cell

stack extending 2 cm beyond the bulkhead. The quenching gases are introduced immediately above the bulkhead by means of a quartz-ring injector. Gas flow rates are measured by mass flow meters. The cell pressure is monitored by a capacitance manometer. The entire mixing region is enclosed in a quartz shroud that has ports to pass the laser beam and to allow observation of the LIF. The shroud can be resistively heated to maintain temperatures in the flow of up to 200°C. Temperatures are determined by thermocouples.

An excimer-pumped dye laser tuned to the bandhead of the (1,0) transition at 429.6 nm is used to create the initial $\text{BiF}(A, v' = 1)$ population. This population is then redistributed among adjacent vibrational levels of the A-state manifold by collisions with SF_6 . The time-resolved fluorescence from $v' = 0, 1, 2,$ and 3 is collected through appropriate narrowband filters (1 nm FWHM) by a photomultiplier and is recorded via a 100-MHz transient digitizer.

In order for the time dependence of the system to be extracted, the data from each vibrational level for a given set of experimental conditions must be proportional to the relative population of that level. This is accomplished by scaling each fluorescence trace according to (1) the fractional transmission of each band through its corresponding filter, (2) the Franck-Condon factor for the transition, and (3) the responsivity of the photomultiplier as a function of wavelength and cathode voltage. The resulting internally consistent data set is then fit by a four-level, finite-difference routine that requires best guesses of the rate coefficients as input. The coefficient of the reverse vibrational-relaxation rate is calculated by detailed balance; the fitting routine is performed iteratively until a single set of coefficients, capable of fitting data taken under a variety of experimental conditions, is obtained. Figures 2(a) and (b) show data taken at two different total pressures and SF_6/Ar ratios, as well as the corresponding data fits.

Our results are given in Table 1. Previously obtained rate coefficients for He and Ar are included for comparison. The error inherent

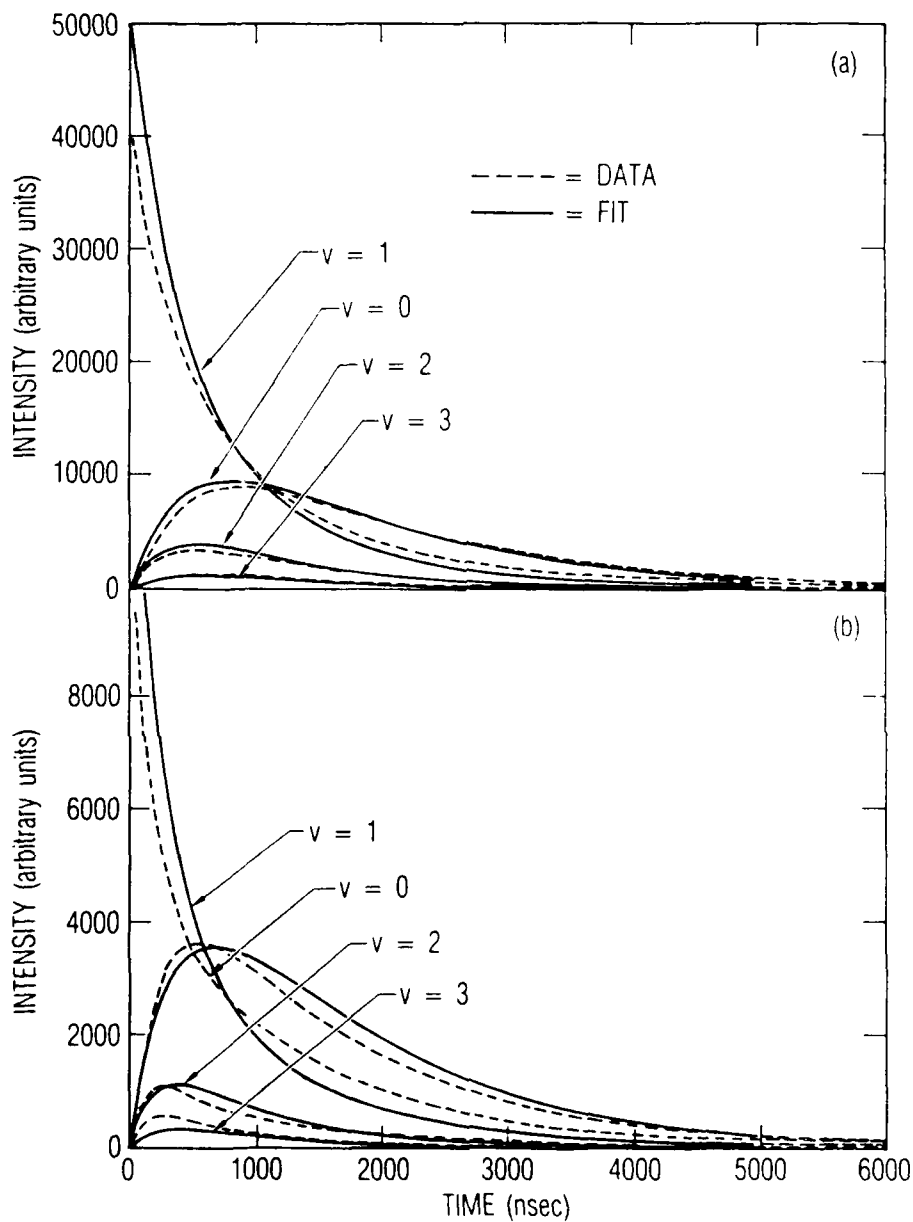


Fig. 2. Fluorescence Time Histories from BiF (A, $v = 0, 1, 2, 3$) and Their Corresponding Fits at (a) a Total Pressure of 9.69 Torr and a SF₆/Ar Ratio of 1.2 and (b) 12.0 Torr and a SF₆/Ar Ratio of 5.4

Table 1. Vibrational Relaxation and Electronic Quenching-Rate Coefficients for BiF (A0⁺) in SF₆. The rate constants for He and Ar were determined previously² and are listed here for comparison.

Level	BiF (A, v → v-1), cm ³ /molec-sec			BiF (A, v → X), cm ³ /molec-sec		
	SF ₆	Ar	He	SF ₆	Ar	He
v = 0				9.5 × 10 ⁻¹⁴	3.8 × 10 ⁻¹³	3.5 × 10 ⁻¹³
v = 1	5.2 × 10 ⁻¹²	1.5 × 10 ⁻¹²	6.1 × 10 ⁻¹²	1.1 × 10 ⁻¹³	4.3 × 10 ⁻¹³	3.8 × 10 ⁻¹³
v = 2	1.1 × 10 ⁻¹¹	5.7 × 10 ⁻¹²	1.8 × 10 ⁻¹¹	1.3 × 10 ⁻¹³	5.0 × 10 ⁻¹³	4.3 × 10 ⁻¹³
v = 3	2.6 × 10 ⁻¹⁰	1.1 × 10 ⁻¹¹	3.5 × 10 ⁻¹¹	1.5 × 10 ⁻¹³	8.1 × 10 ⁻¹³	5.0 × 10 ⁻¹³

in our method of obtaining the rate constants is most apparent in the discrepancy between the data and the fit for $v' = 1$. To test the data and our method of normalizing them to relative intensities, we summed the scaled data from all four levels of a set. The resulting trace was fit to a single exponential that decayed according to the radiative lifetime of BiF(A), indicating the consistency of the data and our normalizing procedure. On the basis of the variation between the best fits for individual data sets, we estimate our experimental error to be about -50%.

In our previous experiments we reported V-T rate coefficients for He and Ar that scaled as $v^{1.7}$ for $v' = 1-3$. The rate coefficients for vibrational relaxation with SF₆ do not demonstrate a simple v' dependence, as they scale approximately as v' for k_{1+0} and k_{2+1} but increase by over a factor of 20 for k_{3+2} . This dramatic increase in the efficiency of vibrational transfer may reflect an increased contribution of V-V processes to the overall thermalization of the A-state vibrational manifold. The vibrational energy separation of BiF(A) approaches resonance with the ν_6 mode of SF₆ for higher v' ($\Delta E_{\nu_{3,2}} = 363 \text{ cm}^{-1}$ vs. 344 cm^{-1} for ν_6). It should also be noted that the coefficients quoted for electronic quenching represent upper limits of the actual values. At the pressures obtainable in this experiment, radiative decay is the dominant removal process for the A-state. As a result, the model used to fit the data was insensitive to coefficients smaller than those stated.

The influence of SF₆ on BiF A-state kinetics is of interest because of its impact on issues concerning scaling to an actual laser device based on the H₂ + NF₂ chain reaction.⁴ Of particular importance to the NF^{*}/BiF system is the ability to moderate the reaction thermally. This is necessary in order that gas mixtures of sufficiently high reactant densities may be used without deflagration following photoinitiation. With its large number of internal states and correspondingly high heat capacity, SF₆ is an ideal bath gas. The results reported here indicate that it also efficiently relaxes the higher vibrational levels while also being, in relation to its radiative lifetime, a slow electronic quencher of BiF(A).

REFERENCES

1. J. M. Herbelin and R. A. Klingberg, Int. J. Chem. Kinet. 16, 849 (1984).
2. R. F. Heidner III, H. Helvajian, J. S. Holloway, and J. B. Koffend, J. Chem. Phys. 84, 2137 (1986).
3. C. R. Jones and H. P. Broida, J. Chem. Phys. 60, 4369 (1974).
4. J. B. Koffend, C. E. Gardner, and R. F. Heidner III, J. Chem. Phys. 83, 2904 (1985) and references therein.

LABORATORY OPERATIONS

The Aerospace Corporation functions as an "architect-engineer" for national security projects, specializing in advanced military space systems. Providing research support, the corporation's Laboratory Operations conducts experimental and theoretical investigations that focus on the application of scientific and technical advances to such systems. Vital to the success of these investigations is the technical staff's wide-ranging expertise and its ability to stay current with new developments. This expertise is enhanced by a research program aimed at dealing with the many problems associated with rapidly evolving space systems. Contributing their capabilities to the research effort are these individual laboratories:

Aerophysics Laboratory: Launch vehicle and reentry fluid mechanics, heat transfer and flight dynamics; chemical and electric propulsion, propellant chemistry, chemical dynamics, environmental chemistry, trace detection; spacecraft structural mechanics, contamination, thermal and structural control; high temperature thermomechanics, gas kinetics and radiation; cw and pulsed chemical and excimer laser development including chemical kinetics, spectroscopy, optical resonators, beam control, atmospheric propagation, laser effects and countermeasures.

Chemistry and Physics Laboratory: Atmospheric chemical reactions, atmospheric optics, light scattering, state-specific chemical reactions and radiative signatures of missile plumes, sensor out-of-field-of-view rejection, applied laser spectroscopy, laser chemistry, laser optoelectronics, solar cell physics, battery electrochemistry, space vacuum and radiation effects on materials, lubrication and surface phenomena, thermionic emission, photo-sensitive materials and detectors, atomic frequency standards, and environmental chemistry.

Computer Science Laboratory: Program verification, program translation, performance-sensitive system design, distributed architectures for spaceborne computers, fault-tolerant computer systems, artificial intelligence, micro-electronics applications, communication protocols, and computer security.

Electronics Research Laboratory: Microelectronics, solid-state device physics, compound semiconductors, radiation hardening; electro-optics, quantum electronics, solid-state lasers, optical propagation and communications; microwave semiconductor devices, microwave/millimeter wave measurements, diagnostics and radiometry, microwave/millimeter wave thermionic devices; atomic time and frequency standards; antennas, rf systems, electromagnetic propagation phenomena, space communication systems.

Materials Sciences Laboratory: Development of new materials: metals, alloys, ceramics, polymers and their composites, and new forms of carbon; non-destructive evaluation, component failure analysis and reliability; fracture mechanics and stress corrosion; analysis and evaluation of materials at cryogenic and elevated temperatures as well as in space and enemy-induced environments.

Space Sciences Laboratory: Magnetospheric, auroral and cosmic ray physics, wave-particle interactions, magnetospheric plasma waves; atmospheric and ionospheric physics, density and composition of the upper atmosphere, remote sensing using atmospheric radiation; solar physics, infrared astronomy, infrared signature analysis; effects of solar activity, magnetic storms and nuclear explosions on the earth's atmosphere, ionosphere and magnetosphere; effects of electromagnetic and particulate radiations on space systems; space instrumentation.