

UNCLASSIFIED

AD NUMBER
AD330289
NEW LIMITATION CHANGE
TO Approved for public release, distribution unlimited
FROM Distribution authorized to U.S. Gov't. agencies and their contractors; Administrative/Operational Use; JUN 1962. Other requests shall be referred to Aeronautical Systems Division, Attn: Dir. of Advanced Systems Planning, Wright-Patterson AFB, OH 45433.
AUTHORITY
88 CG/SCCMP Wright-Patterson AFB ltr, 27 Feb 2007

THIS PAGE IS UNCLASSIFIED

SECRET

AD 330 289

*Reproduced
by the*

ARMED SERVICES TECHNICAL INFORMATION AGENCY
ARLINGTON HALL STATION
ARLINGTON 12, VIRGINIA



SECRET

NOTICE: When government or other drawings, specifications or other data are used for any purpose other than in connection with a definitely related government procurement operation, the U. S. Government thereby incurs no responsibility, nor any obligation whatsoever; and the fact that the Government may have formulated, furnished, or in any way supplied the said drawings, specifications, or other data is not to be regarded by implication or otherwise as in any manner licensing the holder or any other person or corporation, or conveying any rights or permission to manufacture, use or sell any patented invention that may in any way be related thereto.

SECRET

ASD-TDR-62-426

330289

CATALOGED BY ASTIA
AS AD NO

(Unclassified Title)

Subsonic Low Altitude Bomber

Gordon A. Taylor

TECHNICAL DOCUMENTARY REPORT NO. ASD-TDR-62-426
June 1962

Directorate of Advanced Systems Planning
Aeronautical Systems Division
Air Force Systems Command
Wright-Patterson Air Force Base, Ohio

330 289

DOWNGRADED AT 3 YEAR INTERVALS;
DECLASSIFIED AFTER 12 YEARS.
DOD DIR 5200.10

Project No. 7990

ASTIA
RECEIVED
AUG 14 1962
REPRODUCTION
1109

SECRET

62ASRS-1350-36

NOTICES

When Government drawings, specifications, or other data are used for any purpose other than in connection with a definitely related Government procurement operation, the United States Government thereby incurs no responsibility nor any obligation whatsoever; and the fact that the Government may have formulated, furnished, or in any way supplied the said drawings, specifications, or other data, is not to be regarded by implication or otherwise as in any manner licensing the holder or any other person or corporation, or conveying any rights or permission to manufacture, use, or sell any patented invention that may in any way be related thereto.

This document contains information affecting the National defense of the United States within the meaning of the Espionage Laws, Title 18, U.S.C., Sections 793 and 794. Its transmission or the revelation of its contents in any manner to an unauthorized person is prohibited by law.

Qualified requesters may obtain copies of this report from the Armed Services Technical Information Agency, (ASTIA), Arlington Hall Station, Arlington 12, Virginia.

Copies of this report should not be returned to the Aeronautical Systems Division unless return is required by security considerations, contractual obligations, or notice on a specific document.

SECRET

FOREWORD

This report was prepared by Mr. Gordon A. Taylor of the Design Integration Section, Aerospace Vehicle Design Branch, Systems Analysis Division, Directorate of Advanced Systems Planning, Deputy Commander/Technology, Aeronautical Systems Division, Wright-Patterson Air Force Base, Ohio. The work was conducted in response to a mission requirement established by the Systems Effectiveness Division as a result of their analyses for Technological Force Structure Plan (TFSP), Task 9. (U).

This document is classified **SECRET** because it includes estimated performance figures for a potential weapons system.


SECRET

SECRET

ABSTRACT

A Subsonic Low Altitude Bomber with a sea level range of 4,380 nautical miles and an altitude range of 11,000 nautical miles has been designed. Although laminar flow control was considered, it was found to be undesirable for this mission. (S)

This technical documentary report has been reviewed and is approved.



J. R. HOOD, Jr. Col. USAF
Chief, Directorate of Advanced
Systems Planning
Deputy Commander/Technology

LIST OF ILLUSTRATIONS

Figure		Page
1.	Subsonic Low Altitude Bomber	4
2.	Subsonic Low Altitude Bomber: Trade-Off; Sea Level vs Total Range	5
3.	Subsonic Low Altitude Bomber; Strike Mission Profile with Refuel, Dash, and Launch	6
4.	Subsonic Low Altitude Bomber, Maximum Strike Mission Profile with Refuel, Dash, and Launch	7
5.	Subsonic Low Altitude Bomber; Take-Off and Landing Distance Over a 50 Foot Obstacle	8
6.	Subsonic Low Altitude Bomber; Basic Mission Profile	9

LIST OF TABLES

Table		
1.	Design Characteristics	2
2.	Weight Estimate	3

SECRET

ASD TDR 62-426

In Technological Force Structure Plan (TFSP) Task 9, interest was generated in strategic aircraft which could attain extremely long strike ranges with penetrations performed at very low altitude. The probability of penetration into enemy territory can be increased significantly by low altitude flight. Consequently, a Subsonic Low Altitude Bomber has been designed to satisfy a requirement for 12,500 nautical miles of range at altitude with 12,500 pounds of payload. A sea level dash range of 2,500 nautical miles was also required with a trade-off of not more than 2.5 miles of range at altitude for each mile of sea level range. The specified minimum speed was Mach number 0.6. (S)

A preliminary parametric study indicated that a turbulent aircraft design could not meet the requirements for range at altitude within the present state-of-the-art. A higher lift to drag ratio or a fan engine with a lower specific fuel consumption would be required. In the absence of more favorable engine data, it was decided to investigate the improved lift to drag ratio obtainable through the use of laminar flow control (L.F.C.). Aircraft having laminar flow over both wing and tail surfaces for reduced drag were examined and found to exceed the required range at altitude. During cruise at sea level, however, the L.F.C. designs lost their advantage. Laminar flow could no longer be achieved due to the high Reynolds number. In addition, the optimum L.F.C. wing was larger than a comparable turbulent wing, thereby producing higher drag during low altitude cruise. As a result, the ratio of total range to sea level range for aircraft with laminar flow control was considerably above the acceptable value regardless of the gross weight. Since we did not see a solution to this problem it was decided to abandon the laminar flow control designs at this time. (U)

Interest in turbulent aircraft was renewed with the realization that inflight refueling would be required if better specific fuel consumptions could not be achieved. A point design was done with a wing loading of 150 PSF, which would yield good sea level range without over compromising the range at altitude. As the design progressed however, it was found that the take-off distance was excessive, so the parametric study was expanded to include this quantity. The range at altitude was not greatly affected by wing loading but was considerably altered by changes in aspect ratio. An aspect ratio of 8.0 appeared to be most desirable. To achieve good low altitude cruise performance but maintain reasonable take-off distance, a wing loading of 125 PSF was chosen. From the Breguet equation, the best range at the altitude for optimum lift coefficient was achieved at the highest speed compatible with the drag rise of the design. In this case, Mach number 0.8 was used to simplify the parametric study, although the actual drag divergent Mach number was somewhat higher. At low altitude, however, the best range is obtained at the lowest permissible speed of Mach number 0.6, since at constant altitudes the thrust required increases directly with speed. (S)

The resulting preliminary design has satisfactory take-off distance and exceeds the sea level range requirement, although inflight refueling is necessary to meet the high altitude range requirement. (U)

The design and performance data are given in figures 1 through 6. A brief summary of the aircraft is presented in tables 1 and 2.

Manuscript released by the author 16 April 1962 for publication as an ASD Technical Documentary Report.

SECRET

Table 1**DESIGN CHARACTERISTICS**

Gross Weight	500,000 lb
Payload	12,500 lb
Weapons Bay Volume (in 2 Bays)	4,200 ft ³
Weapon Weight	9,000 lb
Load Factor	2.5
Range at Altitude (Mach No. 0.8)	11,000 NM
Range at Sea Level (Mach No. 0.6)	4,380 NM
Range Ratio	2.51
Take-off Distance (over 50 ft. obstacle)	8,639 ft
Wing Area	4,000 sq ft
Wing Span	179.0 ft
Aspect Ratio	8.0
Wing Sweep at 25% chord	30 degrees
Wing Loading	125 lb/sq ft
Fuselage Length	160 ft
Fuselage Diameter	13 ft
Number & type of Engine	(4) MF 239C-3
Sea Level Static Thrust (per engine)	26,800 lb

Table 2

WEIGHT ESTIMATE

Structure			118,146 lb
Propulsion			28,220 lb
Equipment			8,470 lb
Weight Empty			154,836 lb
Crew			900 lb
Payload	ADO 22	3,500 lb	
	Missiles	9,000 lb	12,500 lb
Fuel			331,764 lb
Gross Weight			500,000 lb

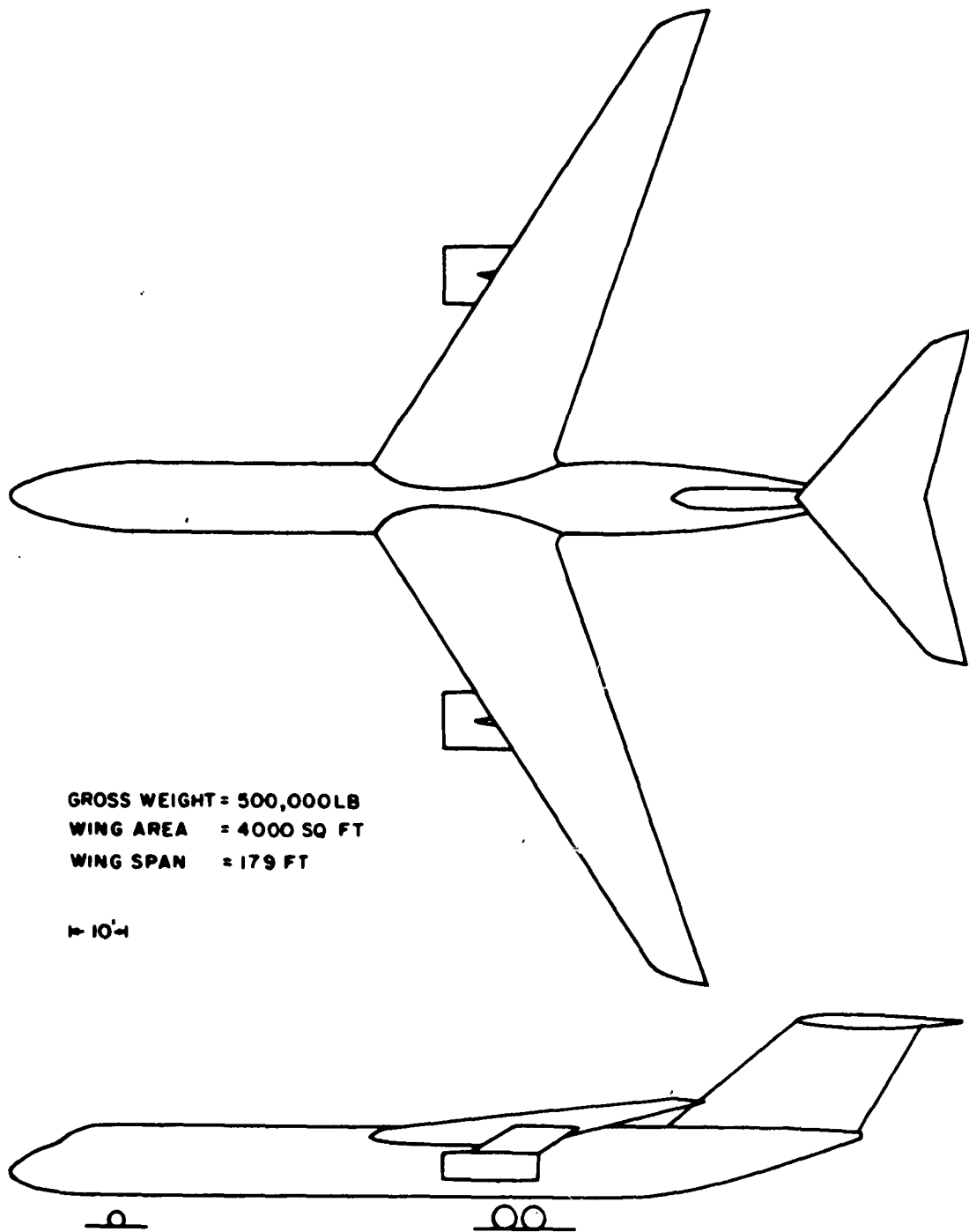


Figure 1. Subsonic Low Altitude Bomber

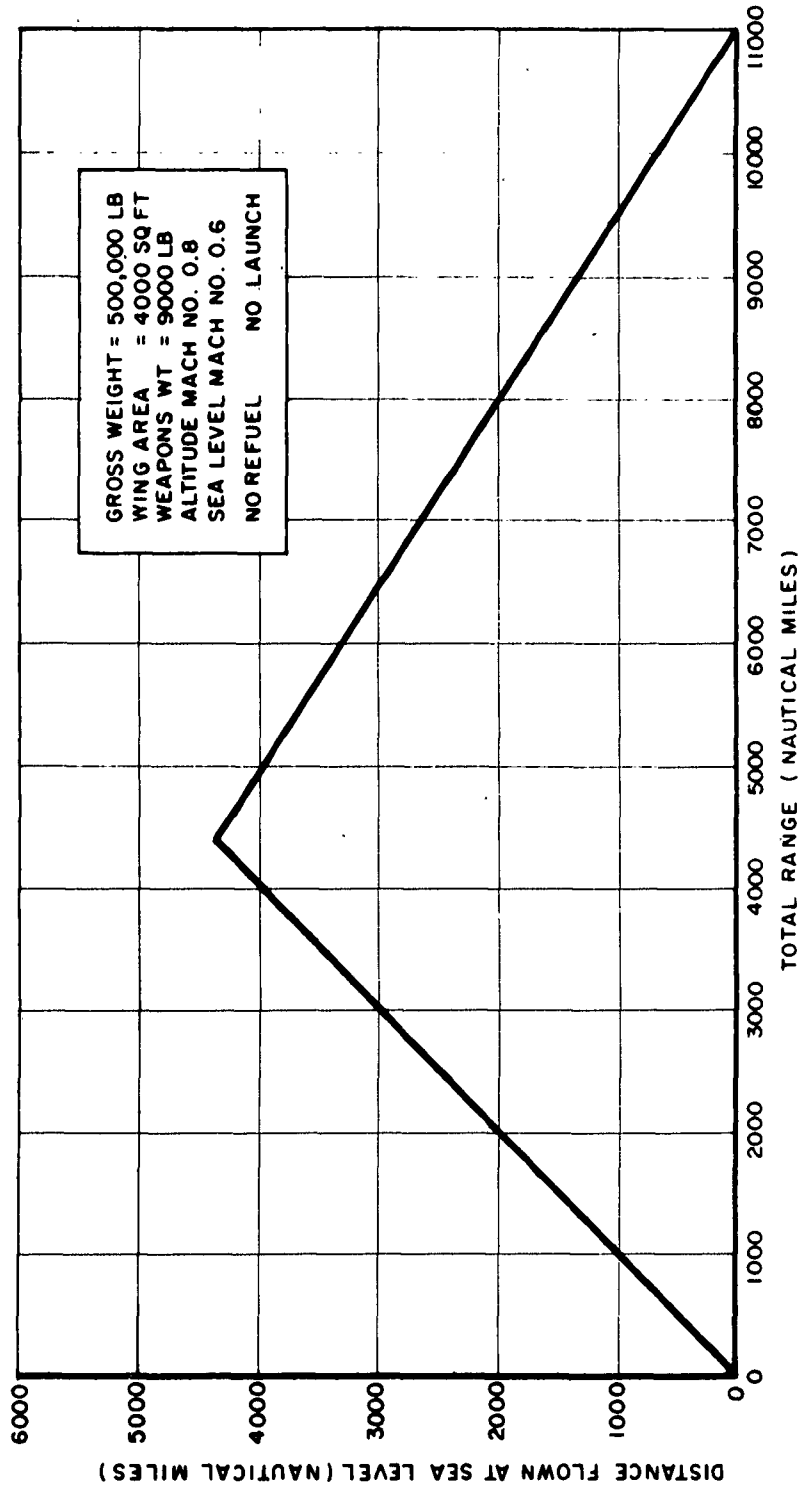


Figure 2. Subsonic Low Altitude Bomber: Trade-Off; Sea Level vs Total Range

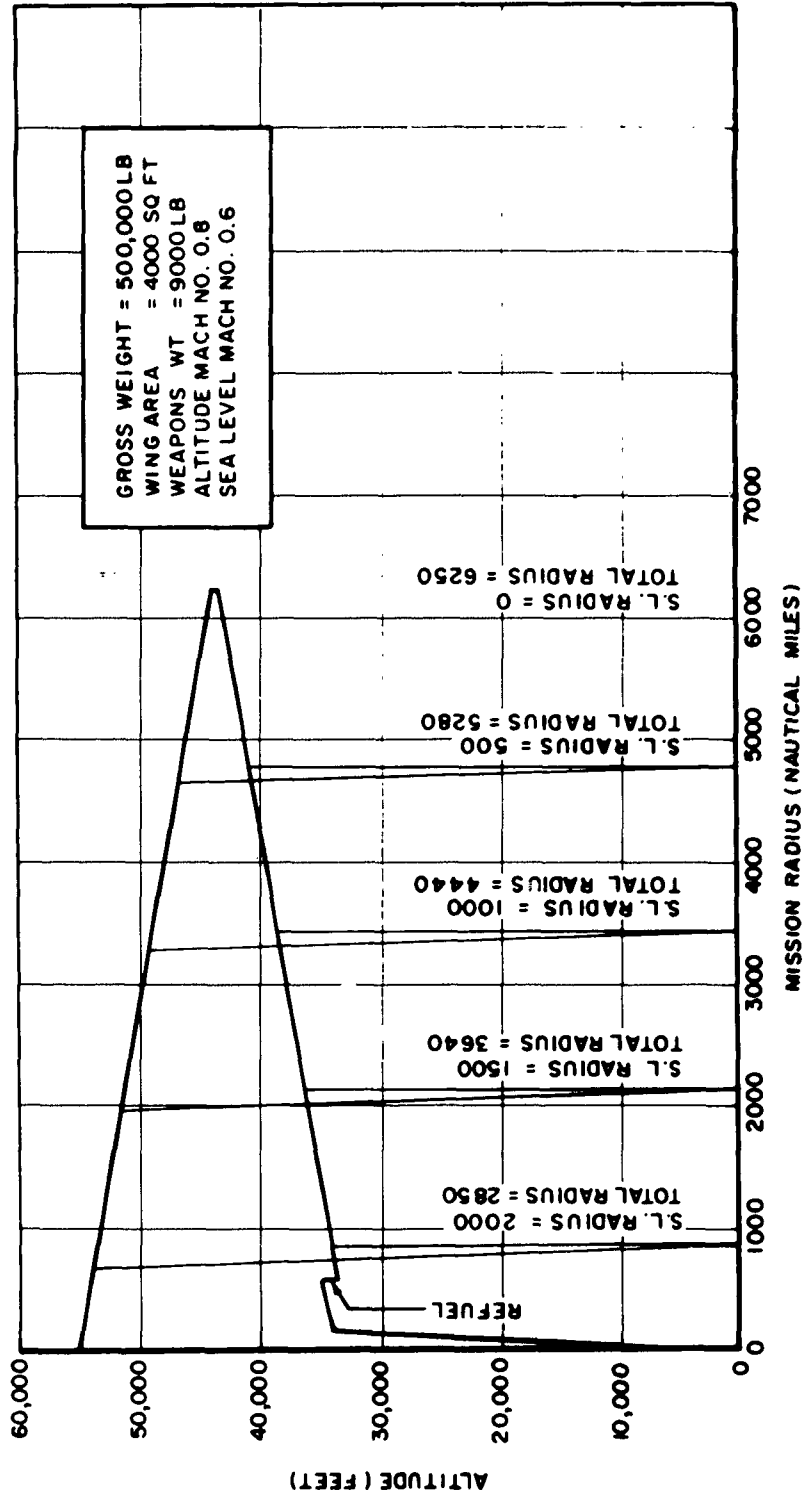


Figure 3. Subsonic Low Altitude Bomber; Strike Mission Profile with Refuel, Dash, and Launch

SECRET

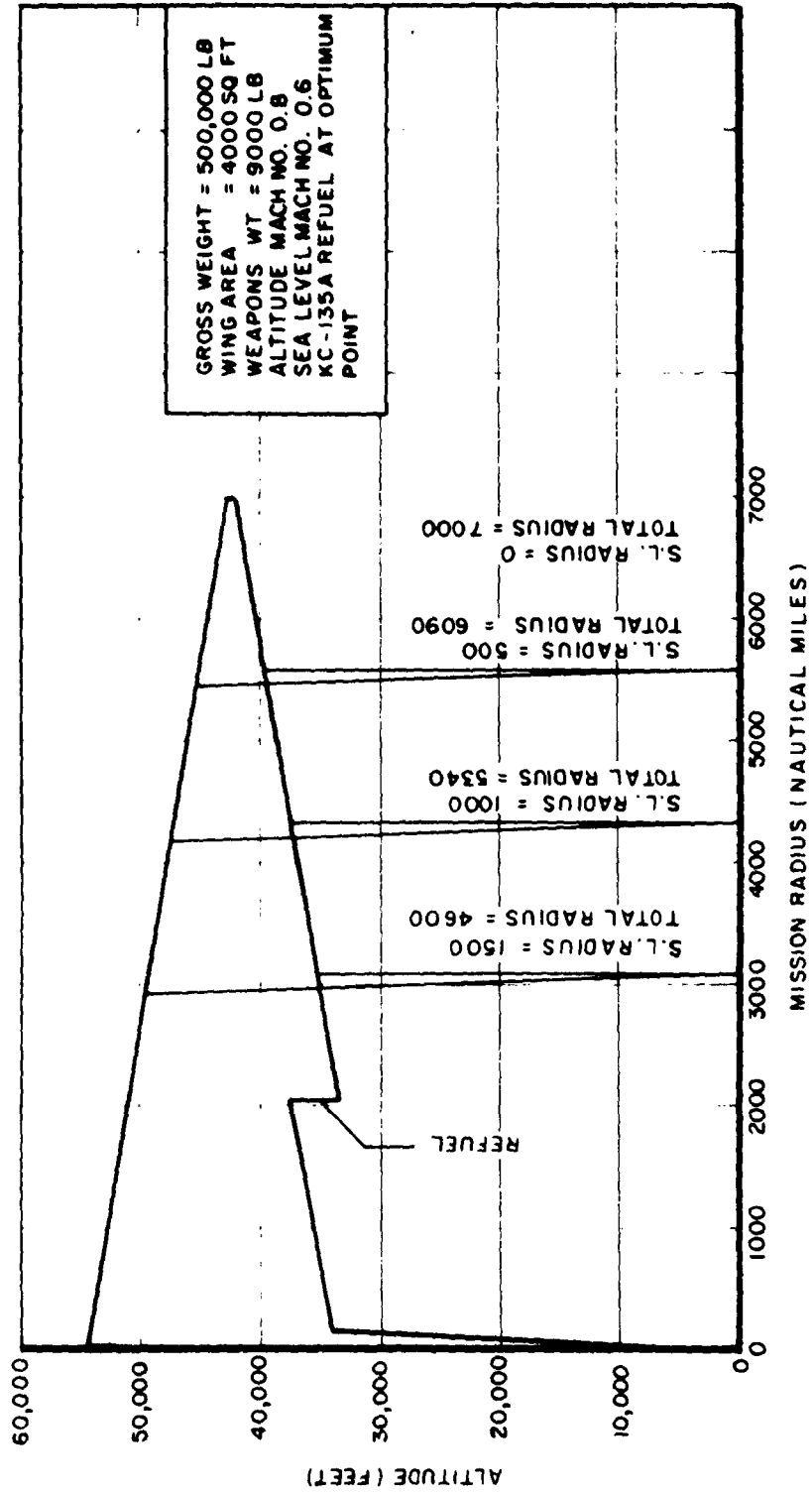


Figure 4. Subsonic Low Altitude Bomber, Maximum Strike Mission Profile with Refuel, Dash, and Launch

SECRET

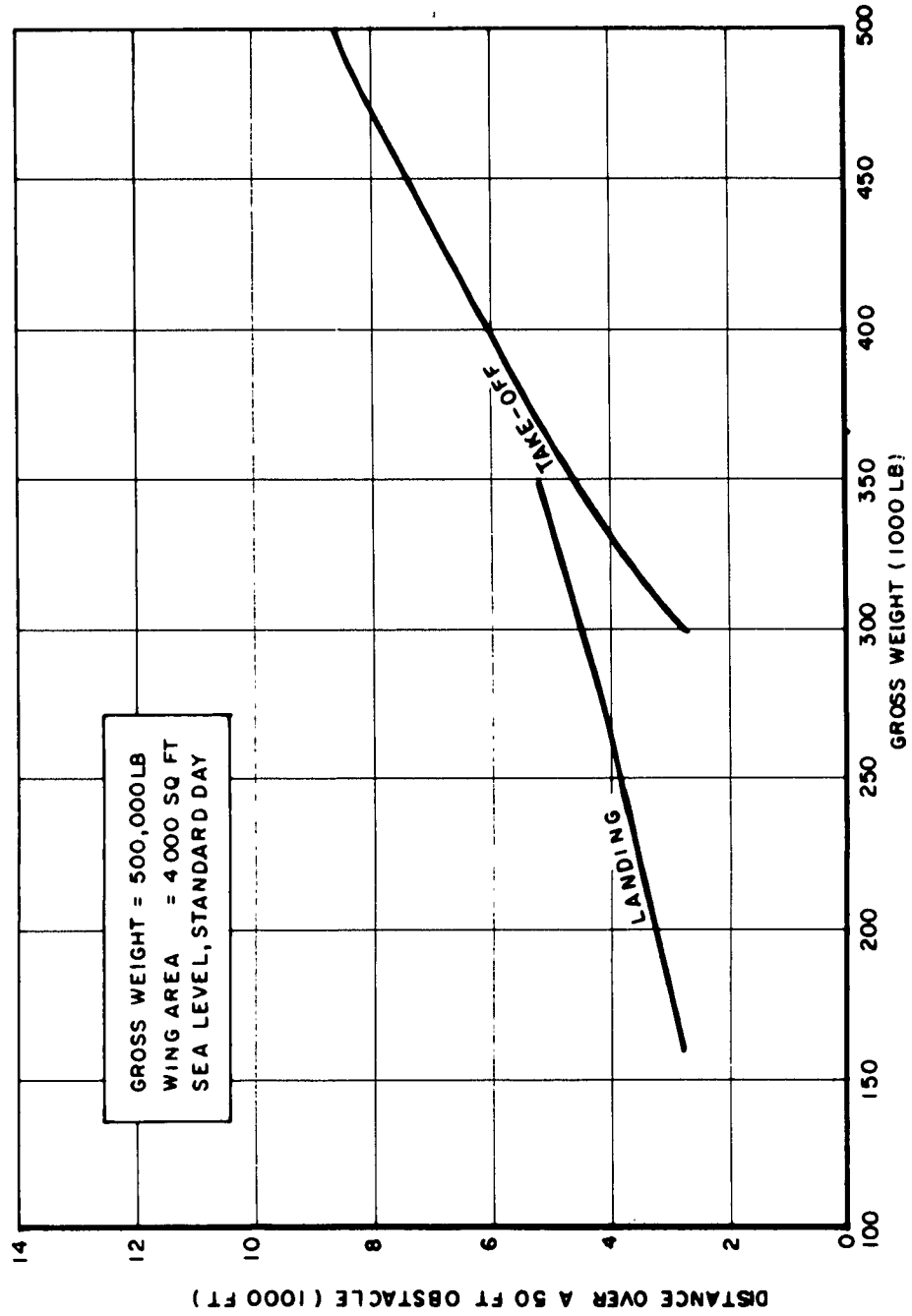


Figure 5. Subsonic Low Altitude Bomber; Take-Off and Landing Distance Over a 50-Foot Obstacle

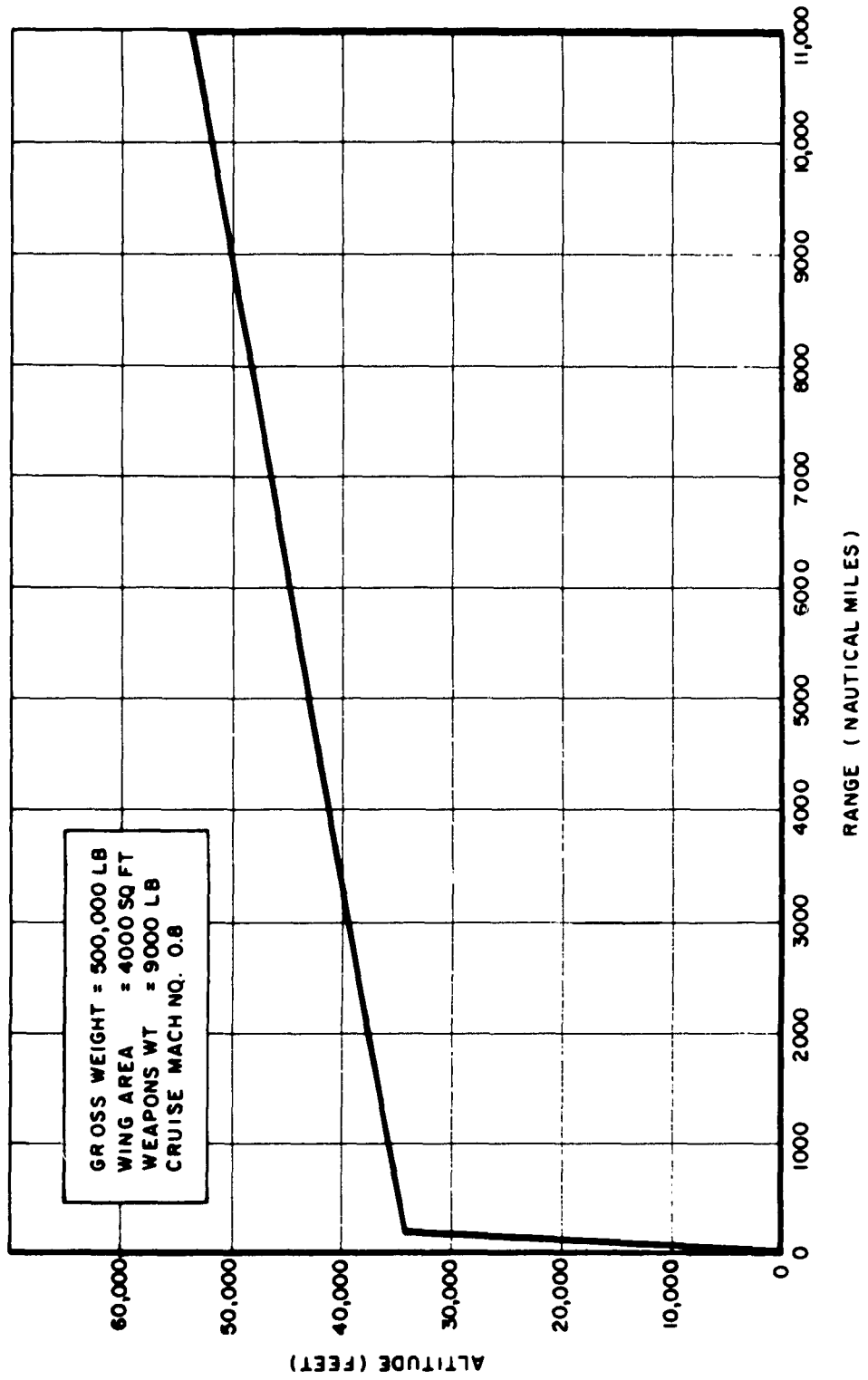


Figure 6. Subsonic Low-Altitude Bomber; Basic Mission Profile

<p>Aeronautical Systems Division, Dir/Advanced Systems Planning, Systems Analysis Div. Wright-Patterson AFB, Ohio Rpt Nr ASD-TDR-62-426. SUBSONIC LOW ALTITUDE BOMBER (U). Final report, June 1962, 12 p incl illus. and tables.</p> <p>Secret report</p> <p>A subsonic bomber has been studied for long range cruise with a capability for sea level dash during a sizable portion of the flight. Preliminary design and performance data are presented.</p> <p>Unclassified abstract</p> <p>(over)</p>	<p>UNCLASSIFIED</p> <p>1. Subsonic low altitude bomber</p> <p>I. AFSC Project 7990 II. Gordon A. Taylor III. Not aval fr OTS IV. In ASTIA collection</p>	<p>Aeronautical Systems Division, Dir/Advanced Systems Planning, Systems Analysis Div. Wright-Patterson AFB, Ohio Rpt Nr ASD-TDR-62-426. SUBSONIC LOW ALTITUDE BOMBER (U). Final report, June 1962, 12 p incl illus. and tables.</p> <p>Secret report</p> <p>A subsonic bomber has been studied for long range cruise with a capability for sea level dash during a sizable portion of the flight. Preliminary design and performance data are presented.</p> <p>Unclassified abstract</p> <p>(over)</p>	<p>UNCLASSIFIED</p> <p>1. Subsonic low altitude bomber</p> <p>I. AFSC Project 7990 II. Gordon A. Taylor III. Not aval fr OTS IV. In ASTIA collection</p>
<p>(over)</p>	<p>UNCLASSIFIED</p>	<p>(over)</p>	<p>UNCLASSIFIED</p>



DEPARTMENT OF THE AIR FORCE
HEADQUARTERS 88TH AIR BASE WING (AFMC)
WRIGHT-PATTERSON AIR FORCE BASE OHIO

88 CG/SCCMF
3810 Communications Blvd
Wright-Patterson AFB OH 45433-7802

FEB 27 2007

Defense Technical Information Center
Attn: Ms. Kelly Akers (DTIC-R)
8725 John J. Kingman Rd, Suite 0944
Ft Belvoir VA 22060-6218

Dear Ms. Akers,

This concerns Technical Report AD330289, Subsonic Low Altitude Bomber, Jun 1962. This technical report, previously Unclassified/Limited Distribution, is now releasable to the public. The attached AFMC Form 559 verifies that it was reviewed by release authorities at Aeronautical Systems Center (ASC) 326 AESW, Long Range Strike Systems Wing, B-1 Systems Group and determined to be fully releasable to the public.

Please call me at (937) 522-3091 if you have any questions.

Sincerely

A handwritten signature in cursive script that reads "Lynn Kane".

Lynn Kane
Freedom of Information Act Analyst
Management Services Branch
Base Information Management Division

Attachment
AFMC Form 559, RUSH - Freedom of Information Act