

UNCLASSIFIED

AD NUMBER

AD090924

CLASSIFICATION CHANGES

TO: unclassified

FROM: secret

LIMITATION CHANGES

TO:
Approved for public release, distribution unlimited


FROM:
Distribution authorized to U.S. Gov't. agencies and their contractors; Foreign Government Information; 16 JAN 1956. Other requests shall be referred to British Embassy, 3100 Massachusetts Avenue, NW, Washington, DC 20008.

AUTHORITY

DSTL, WO 189/854, 17 Dec 2008; DSTL, WO 189/854, 17 Dec 2008

THIS PAGE IS UNCLASSIFIED

DISCLAIMER NOTICE



THIS DOCUMENT IS BEST QUALITY AVAILABLE. THE COPY FURNISHED TO DTIC CONTAINED A SIGNIFICANT NUMBER OF PAGES WHICH DO NOT REPRODUCE LEGIBLY.

NOTICE: THIS DOCUMENT CONTAINS INFORMATION AFFECTING THE NATIONAL DEFENSE OF THE UNITED STATES WITHIN THE MEANING OF THE ESPIONAGE LAWS, TITLE 18, U.S.C., SECTIONS 793 and 794. THE TRANSMISSION OR THE REVELATION OF ITS CONTENTS IN ANY MANNER TO AN UNAUTHORIZED PERSON IS PROHIBITED BY LAW.

SECRET

PORTON TECHNICAL PAPER NO. 528

COPY NO. 80

DATE 16 JAN 1956

The Determination of Free Base in

Stabilised GB

by

E. Neale

SUMMARY

In view of possible loss of triethylamine from stabilised GB during filtration under reduced pressure the need has arisen for a method of determining the free base in the charging. A simple colorimetric method of estimating triethylamine has been developed and applied to the measurement of partial pressure of the base in low mole fractions over GB. Some information on the equilibria between triethylamine and the various acidic impurities in GB has been obtained by the same technique.

The deviations from ideality shown by the triethylamine/GB system are of practical interest in demonstrating that the volatility of the base will be greater than would be expected from the vapour pressure of the pure material.

The data on acid-base equilibria emphasise the desirability of keeping the acidity of GB low rather than relying too much on its 'neutralisation' by added base.

(Sgd.) A. F. Childs,
Head, Chemistry Section.

(Sgd.) A. S. G. Hill,
Supt., Research Division.

EE/SML.

SECRET

56AA 16105

SECRET

PORTON TECHNICAL PAPER NO. 528

COPY NO. 80

DATE 16 JAN 1956

The Determination of Free Base in
Stabilised GB

by

E. Neale

Introduction

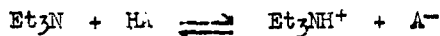
Although triethylamine is one of the most effective agents for 'neutralising' the acidic impurities in technical GB, and has for some time been accepted as the stabiliser for GB produced in this Country, there are certain difficulties associated with its use in large scale production;

- (a) Some of the impurities (e.g. hydrochloric acid) form salts with triethylamine which are insoluble in GB, thus necessitating a filtration system in the plant.
- (b) The volatility of triethylamine is such that any free base in the stabilised charging may be partly lost by evaporation when the material is filtered under reduced pressure. It is of course desirable to maintain a slight excess as further acidity may develop from hydrolysis or other decomposition in storage.

The primary object of the work reported below was to develop a simple method of determining excess triethylamine in GB which could be applied to the stabilised material after filtration. The investigation was subsequently extended to obtain information on acid-base equilibria in GB.

Choice of method

Reaction between the weaker acidic impurities and triethylamine is an equilibrium process:



Any direct chemical analysis of the charging is therefore precluded as removal of triethylamine will shift the equilibrium towards the left. As triethylamine is volatile however, a possible method of approach is to measure its partial pressure in the system since the salts formed may be regarded as involatile. Ideally the pressure should be measured by a physical method which does not disturb the equilibrium but this is difficult in practice; a good approximation may be obtained however by removing a vapour sample for analysis provided the amount of triethylamine in the vapour phase is small compared with that in the liquid.

- 1 -

SECRET

SECRET

peak is at 5100Å⁰. This afforded a simple colorimetric method of estimating microgram quantities. The presence of GB in the chloroform had no effect nor was the presence of small amounts of water sufficiently serious to justify any special measures to dry the chloroform. Details of procedure are given in appendix 1 with a calibration curve as Fig.2.

Materials

(a) Technical GB (SW.238) prepared at Sutton Oak by the 'di-di' process and stored in varnished steel for some years. Apparent acidity 490 p.p.m. This material was chosen to represent the worst possible acidities which might be encountered in stored commercial GB, though it is, of course, not representative of present production.

(b) Pure GB, from the technical grade - twice distilled giving an apparent acidity less than 1 p.p.m.

(c) Triethylamine. Hopkins and Williams product dried over barium oxide $N_5^{20} = 1.4001$. Diethylamine content not more than 0.1 per cent.

(d) Acidic Materials. Methyl phosphonofluoridic acid was prepared and purified (at the Ministry of Supply Establishment, Nanceeluke) shortly before use. Methylphosphonic dichloride and isopropyl methylphosphonochloridate were distilled under reduced pressure as required. Methylphosphonic difluoride was distilled at atmospheric pressure over diethyl aniline. Methylphosphonic acid and its isopropyl half-ester had been prepared and purified some months before but were stored in a desiccator.

In view of the difficulty of adding known amounts of dry HF to GB, equimolar amounts of dry isopropanol and pure methyl phosphonic difluoride were added to GB containing an excess of triethylamine:



Analysis of a sample by the Peroxide method modified for elimination of $\text{MePOF}_2(5)$ showed that the conversion was quantitative within the limits of the analytical method.

Results

The partial pressure of triethylamine over pure GB at various low mole fractions is shown graphically in Fig.3. Results obtained by the static and dynamic methods are compared with the theoretical curve for the system obeying Raoult's law. In calculating the latter, the vapour pressure data of Thompson and Linnett (6) are used.

It will be noted that there is a marked positive deviation from Raoult's Law. The fact that results by the dynamic method are somewhat higher than those by the static method needs some comment. A test with triethylamine alone in the dynamic apparatus gave a recovery equivalent to a saturated vapour concentration of 350 mg/l. The value calculated from the published vapour pressure data is 305 mg/l; the discrepancy may be due to adsorption of vapour on the surface of the glass. The static method is not open to this objection; here results are not likely to be high unless the air contains liquid droplets - this is improbable as similar results were obtained after passage through a glass wool filter. Furthermore the curve obtained by the static method may

SECRET

be expressed well by an equation of the Duhem-Margules type for a binary liquid system:

$$p_A' = p_A^0 x_A \gamma \propto x_B^2$$

where x_A and x_B are the mole fractions of solute and solvent and p_A^0 is the vapour pressure of the pure solute. In the present case the constant γ has a value of 1.18 which gives a measure of the extent to which the system deviates from the ideal.

Despite the evidence that results given by the dynamic method are high, this technique is preferable for routine determination of free base in GB for the following reasons:

- (i) reproducibility is very good and much superior to that given by the static method. If therefore the same apparatus is used for relating partial pressure to mole fraction of base in pure GB and for examination of unknown samples, the error due to possible adsorption of vapour on the glass will be eliminated.
- (ii) the procedure is much more convenient.

Measurements made on technical GB of high acidity are shown in Fig.4. It will be noted that the apparent acidity value gives little indication of the amount of triethylamine which would react with the acid impurities.

Results of similar measurements on samples of pure GB to which known amounts of acidic materials had been added are summarised in Appendix 2 and graphed in Figs. 5 and 6. The amounts of triethylamine reacted with isopropyl hydrogen methylphosphonate ('half-ester') and with methyl phosphonofluoridic acid ('fluoro acid') correspond fairly well with the formation of a 1:1 salt, the fluoro acid being the stronger as expected. The equilibrium constant (calculated on mole fractions and assuming the salt to be un-ionised) for the 'fluoro-acid' is approximately 9.3×10^2 compared with 2.8×10^2 for the 'half-ester'. Methyl phosphonic acid appears to be slightly stronger than the 'half-ester' and there is evidence of the second hydroxyl group co-ordinating slightly when triethylamine is present in excess. The curve for HF indicates that four moles of acid co-ordinate with three of base; this would not be inconsistent with the conductimetric results obtained by Wardrop and Bryant (7). The data for methyl phosphonic difluoride would correspond to the formation of $\text{Et}_3\text{N} \cdot 2 \text{MePOF}_2$ and that for the dichloride appears to be similar but results both with MePOCl_2 and with isopropyl methylphosphonochloridate ('chloro GB') are suspect as trouble was experienced due to the precipitate clogging the capillary in the bubbler.

Conclusions

A simple method of estimating free triethylamine in GB has been developed and has been used to measure the partial pressure of triethylamine over GB in low mole fractions. Some data on acid base equilibria in GB have also been obtained.

The marked positive deviations from ideality shown by the triethylamine/GB system are of interest from the practical viewpoint in that the volatility of the base will be considerably greater than would be expected from the vapour pressure of the pure material.

SECRET

The implications of the data on acid-base equilibria can most readily be appreciated by considering the 'fluoro-acid' and 'half-ester' both of which are likely impurities which appear to form simple 1:1 salts with triethylamine. The approximate proportion of acid co-ordinated by varying amounts of amine are tabulated below:

<u>Et₃N added</u> (Mole per cent of acid present)	Per cent of acid present co-ordinated with Et ₃ N	
	Fluoro Acid	Half Ester
80	75	66
100	88	77
120	95	86

This emphasises the desirability of keeping the acidity of the GB low rather than relying too much on its 'neutralisation' by added base.

It would be of interest to extend this investigation to bases other than triethylamine.

Acknowledgements

Mrs. E. Lotts gave assistance with the experimental work. Mr. P.J. Bryant purified the GB.

(Sgd.) A. F. CHILDS,
Head, Chemistry Section.

(Sgd.) A. S. G. HILL,
Supt., Research Division.

SECRET

Appendix 1 to P.T.P. 528

Colorimetric Estimation of Triethylamine

Stock Solution. One gram of iodine (A.R.) in 100 ml. chloroform (A.R.) may be kept indefinitely in the dark with a well stoppered bottle. For use, 10 ml. of stock solution is diluted to 100 ml. with chloroform.

Procedure. To a suitable aliquot of the sample (in chloroform) in a 25 ml. flask add 5 ml. of the 0.1 per cent iodine solution. Place in a bath at 25°C for 10 min., then leave for 5 min. to reach room temperature before making up to 25 ml. with chloroform. Measure on the Spekker using 601 Filters and a blank solution in the reference cell.

Interference. From volatile acidic compounds such as HF and MePOF_2 was overcome by first shaking the sample with 0.1N. NaOH saturated with chloroform. A test estimation with chloroform containing a known amount of Et_3N and MePOF_2 showed this procedure to give results which were correct to within five per cent.

SECRET

Appendix 2 to P.T.P. 528

Acid-Base Equilibria in GB

1. Isopropyl hydrogen methyl phosphonate

Wt. of GB (gm)	Wt. of acid (gm)	Wt. of Et ₃ N (gm)	Mole Fractn. acid	Mole Fractn. Et ₃ N	Concn. of Et ₃ N in air (mg/l)	Equivt. Mole Fr. Et ₃ N in liquid
4.773	0.2710	0.1225	0.053	0.032	4.2	0.004
4.715	0.2652	0.1671	0.051	0.044	11.7	0.009
4.941	0.2618	0.3239	0.047	0.079	40.0	0.036
4.820	0.2643	0.4832	0.047	0.117	71.0	0.072

2. Methyl phosphonofluoridic acid

4.720	0.2441	0.1851	0.066	0.048	3.2	0.0025
4.830	0.2562	0.2667	0.066	0.066	8.8	0.008
4.618	0.2307	0.3015	0.061	0.078	23.2	0.020
4.705	0.2410	0.4132	0.061	0.102	46.0	0.0425

3. Methyl phosphonic acid

4.469	0.1059	0.1056	0.032	0.031	6.9	0.006
4.622	0.1095	0.2080	0.032	0.057	26.1	0.023
4.425	0.1048	0.3039	0.031	0.084	53.0	0.050

4. Hydrofluoric acid

5.197	0.039	0.1080	0.049	0.027	9.5	0.0085
5.100	0.042	0.2262	0.052	0.055	22.0	0.019
5.442	0.040	0.3307	0.046	0.075	44.0	0.040
5.096	0.043	0.5092	0.049	0.116	83.0	0.080

5. Methyl phosphonic difluoride

4.438	0.2098	0.1093	0.060	0.031	6.6	0.006
4.715	0.2240	0.2038	0.059	0.053	38.3	0.034
4.479	0.2695	0.3527	0.071	0.092	70.0	0.069
4.416	0.2224	0.3384	0.060	0.090	66.0	0.065

6. Isopropyl methylphosphonochloridate *

5.841	0.1446	0.1104	0.017	0.025	12.7	0.011
5.364	0.1366	0.2084	0.021	0.050	39.0	0.035

7. Methyl phosphonic dichloride *

4.645	0.2390	0.4150	0.046	0.106	82.0	0.080
-------	--------	--------	-------	-------	------	-------

* Precipitate formed.

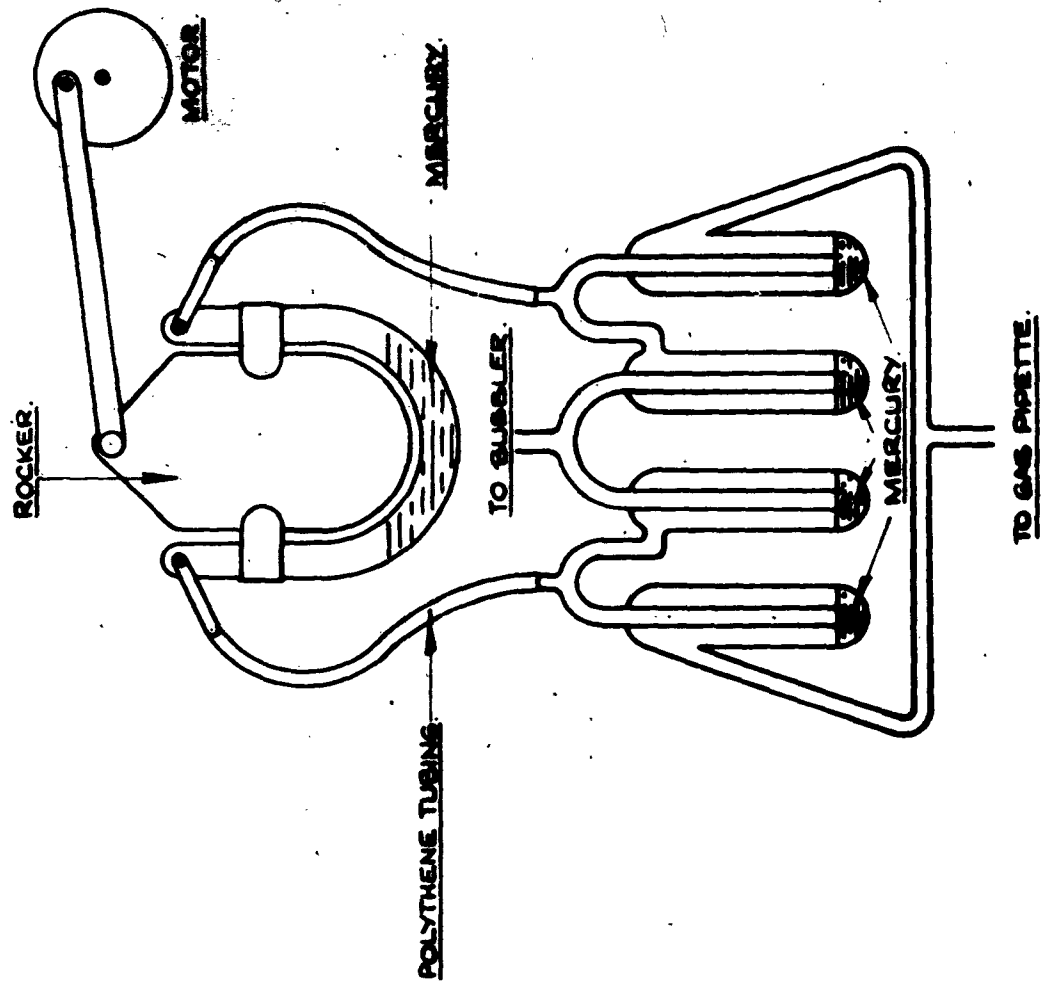


FIG. 1.B. CIRCULATING PUMP.

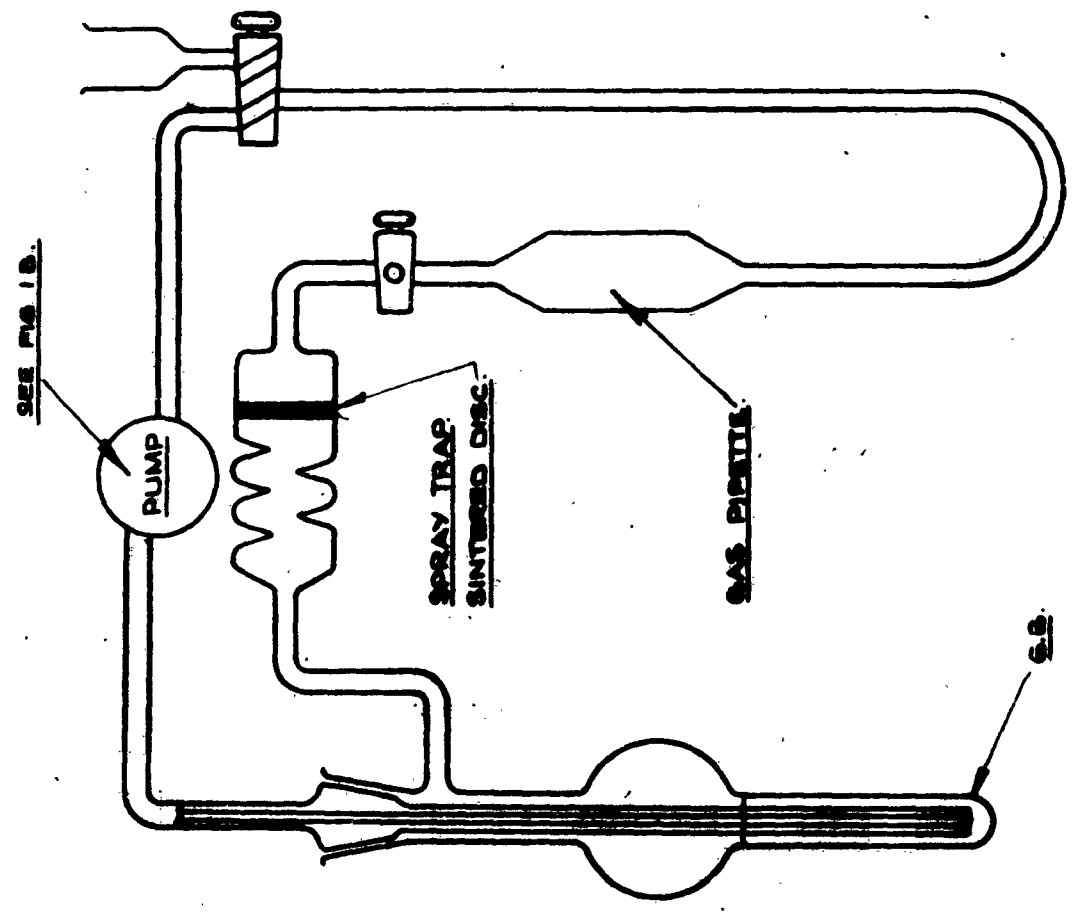


FIG. 1.A. PARTIAL PRESSURE APPARATUS - DYNAMIC.

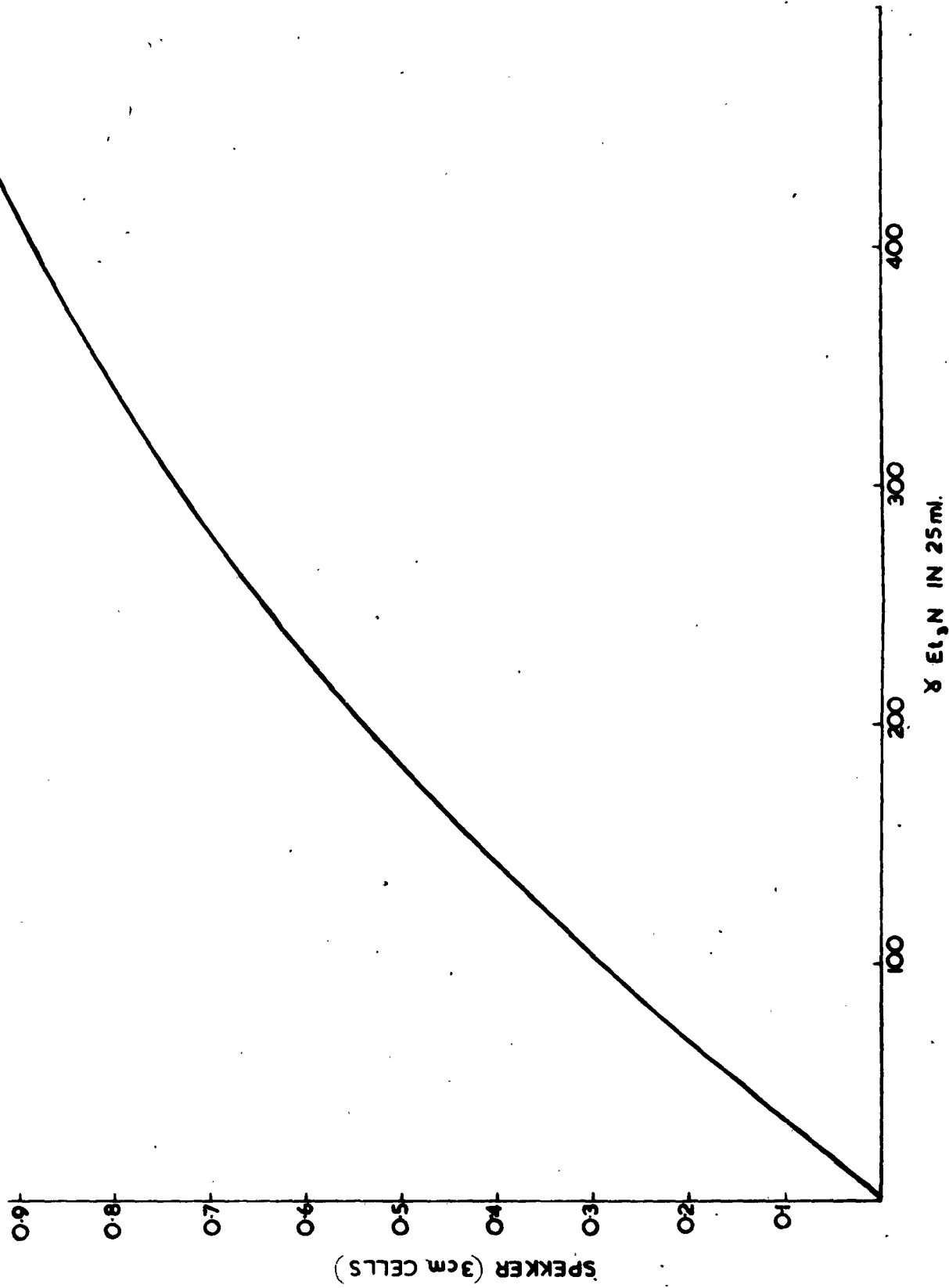


FIG.2. ESTIMATION OF E₁₃N WITH IODINE: CALIBRATION CURVE

H.E.S. PORTON	PT. 2905
	DATE: M. 1950

PORTON TECHNICAL PAPER 528

C.D.E.F. PORTON

PARTIAL PRESSURE OF TRIETHYLAMINE OVER PURE GB (20°C)

- ① THEORETICAL (RAOULTS LAW)
- ② EXPERIMENTAL - STATIC METHOD
- ③ EXPERIMENTAL - DYNAMIC METHOD

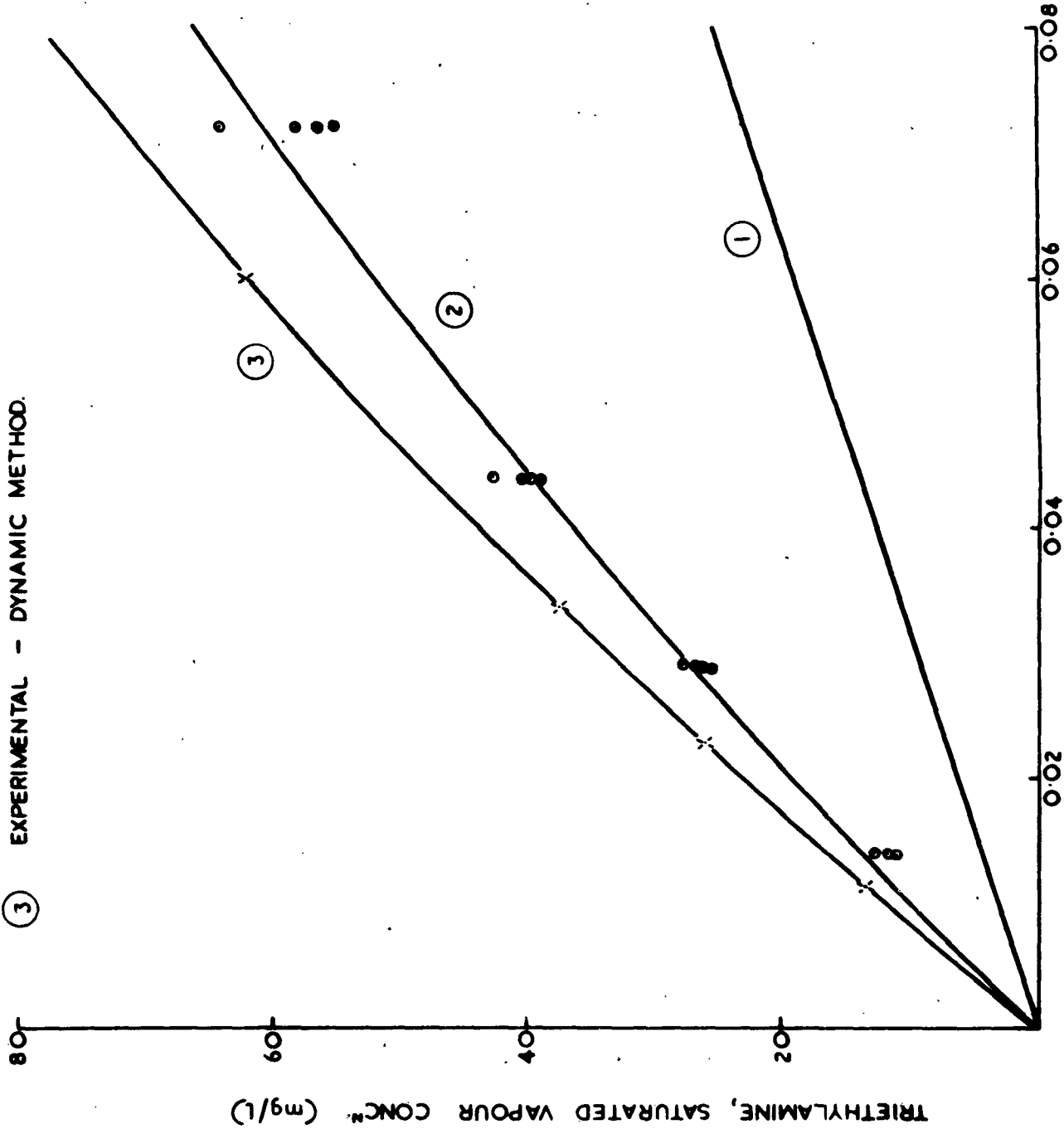


FIG. 3 MOLE FRACTION OF TRIETHYLAMINE.

TECHNICAL G.B. (ACIDITY 490 P.P.M)

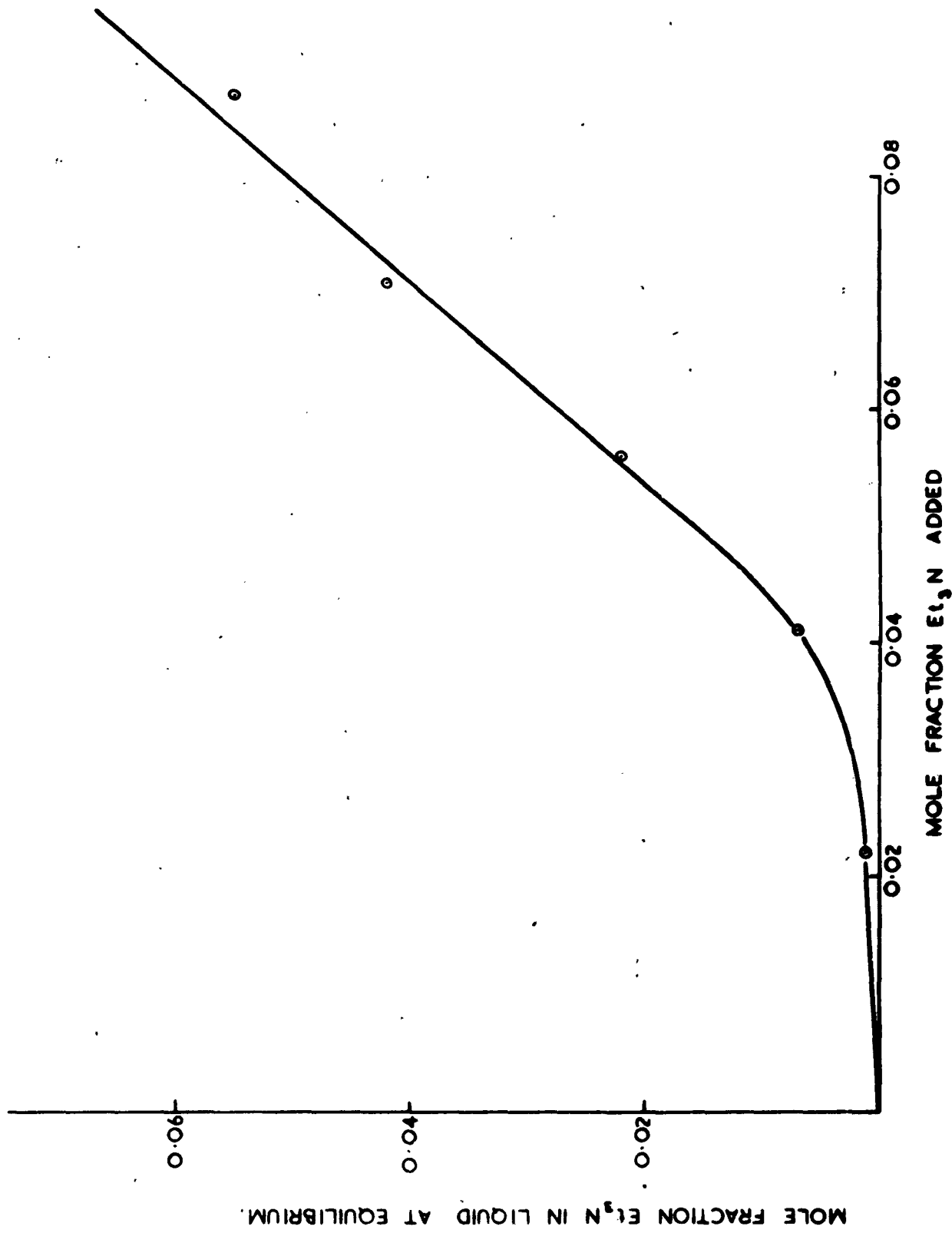


FIG. 4

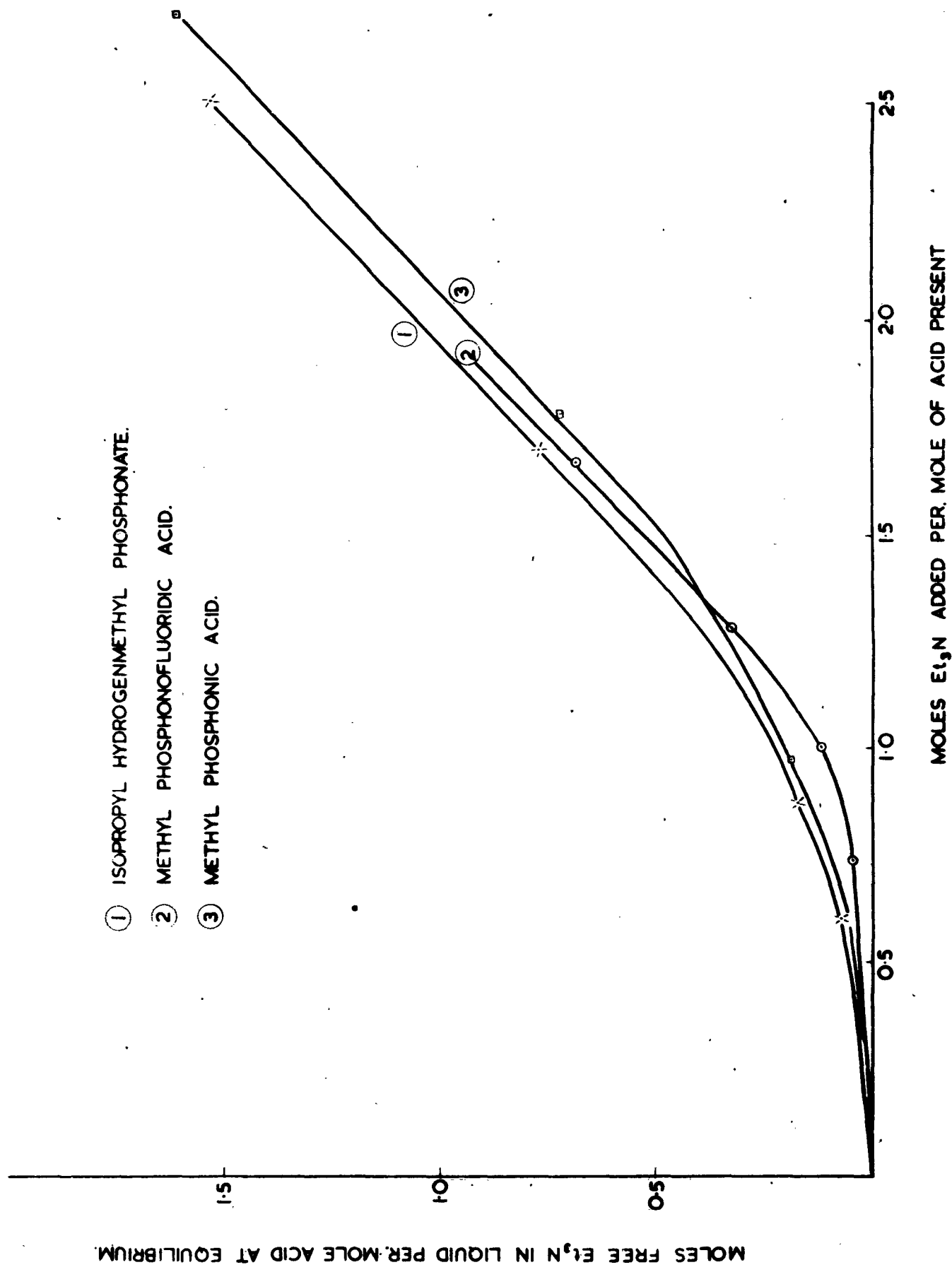


FIG.5 ACID-BASE EQUILIBRIA IN G.B.

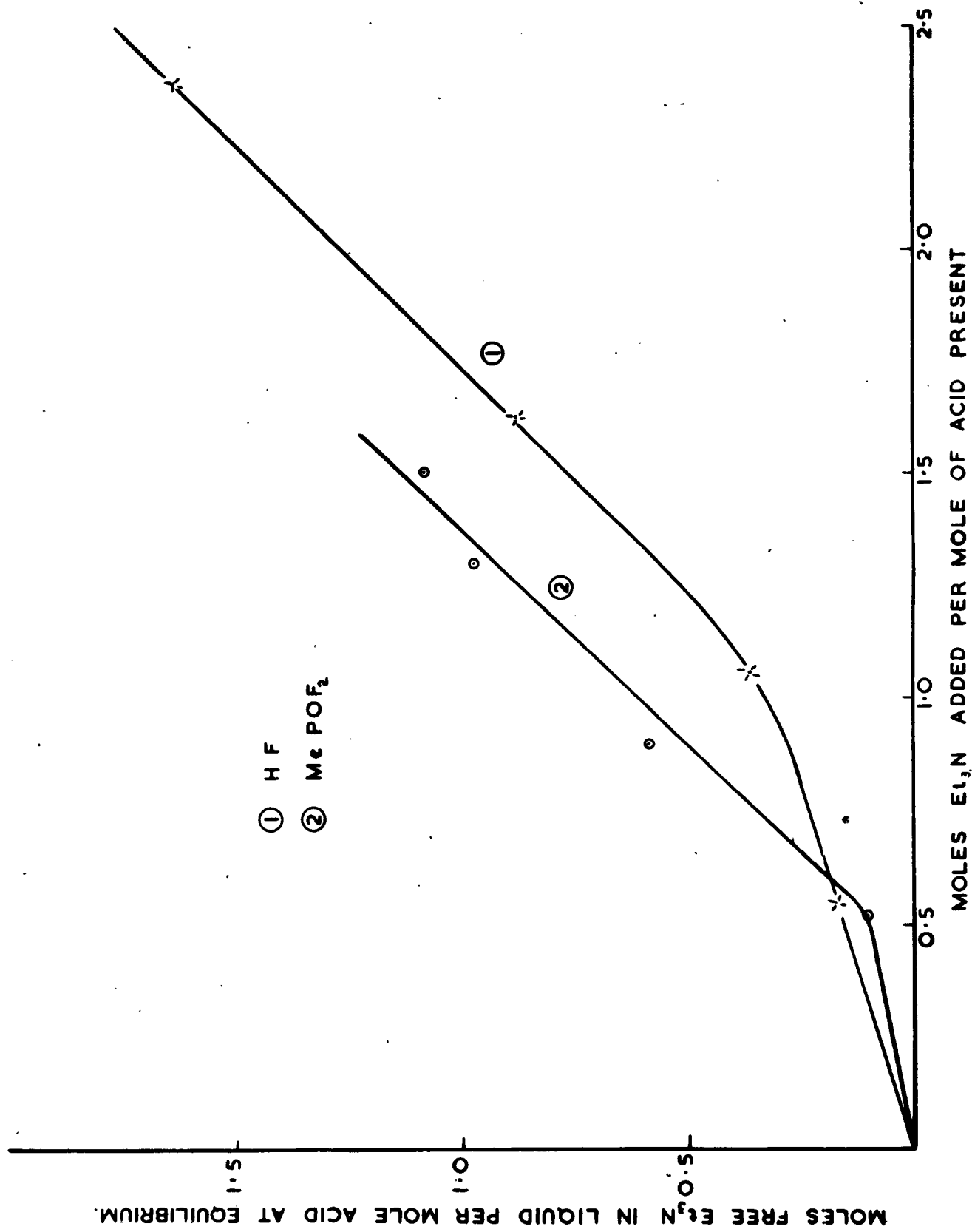


FIG. 6. ACID-BASE EQUILIBRIA IN G.B.

PT 2909
DATE 14/12/58

PORTRON TECHNICAL PAPER 528.

HE S
C DEE PORTRON

SECRET

P.T.P. 528

CIRCULATION

<u>Copy No.</u>		<u>Copy No.</u>	
	<u>MINISTRY of SUPPLY</u>		<u>OVERSEAS (through I.P.A.3/T.I.B.)</u>
	<u>Headquarters</u>		<u>Australia</u>
1	P.D.S.R. (D)	59 - 61	Defence Research Laboratories
2 - 6	D.C.D.R.D.	62	Senior Representative, Dept. of Supply
7	A.D./X.C.P.	63	Army Branch Representative
8	D.O.F.(X)	64	R.A.A.F. (Tech. Section)
9	D.C.I.		
10	D.Arm.R.D.(A)		<u>Canada</u>
11 - 12	E.P.A.3/T.I.B.	65 - 66	Chairman, Defence Research Board
13	File	67 - 68	Defence Research Laboratories, Ottawa.
	<u>R. & D. Establishments</u>	69	Suffield Experimental Station
90 - 115	C.D.E.E.		
14 - 15	MOS Estab./Nancekuke		<u>U.S.A.</u>
	<u>CHEMICAL DEFENCE ADVISORY BOARD</u>	70 - 82	Reading Panel
16	Sir Rudolph Peters	83 - 89	U.S. Chem. Corps Liaison Officer, Porton.
17	S. Barratt, Esq.		
18	Professor G.R. Cameron		
19	Dr. G.S. Dawes		
20	Professor E.R.H. Jones		
21	Professor H.W. Melville		
22	Professor H.N. Rydon		
23	Dr. D.D. Woods		
	<u>CHEMISTRY COMMITTEE</u>		
24	Professor D.H.R. Barton		
25	Professor E.C. Baughan		
26	Professor M.J.S. Dewar		
27	Dr. P.J. Garner		
28	Dr. B. Topley		
29	Dr. E.C. Webb		
30 - 44	Secretariat, S.A.C.		
	<u>MANUFACTURING PROCESS COMMITTEE</u>		
45	G.B. Jones, Esq.		
46	Dr. H.W. Ashton		
47	Dr. J.W. Barrett		
48	Dr. S.B. Cormack		
49	Dr. J.H. Cruickshank		
50	E. Le Q. Herbert, Esq.		
	<u>BRITISH JOINT SERVICES MISSION</u>		
51 - 57	G.D. Heath, Esq., MOS Staff		
	<u>WAR OFFICE</u>		
58	D.W.D. (G.S.(W)7)		

SECRET



*Information from
our website services*
[dstl] *Parton House*
Widley
Wilt
SP4 0PL
220000 215
Tel: 01980 611111
fax: 01980 611110

Defense Technical Information Center (DTIC)
8725 John J. Kingman Road, Suit 0944
Fort Belvoir, VA 22060-6218
U.S.A.

AD#: AD090924

Date of Search: 17 Dec 2008

Record Summary: WO 189/854

Title: Determination of free base in stabilised GB
Availability Open Document, Open Description, Normal Closure before FOI Act: 30 years
Former reference (Department) PTP 528
Held by The National Archives, Kew

This document is now available at the National Archives, Kew, Surrey, United Kingdom.

DTIC has checked the National Archives Catalogue website (<http://www.nationalarchives.gov.uk>) and found the document is available and releasable to the public.

Access to UK public records is governed by statute, namely the Public Records Act, 1958, and the Public Records Act, 1967.

The document has been released under the 30 year rule.

(The vast majority of records selected for permanent preservation are made available to the public when they are 30 years old. This is commonly referred to as the 30 year rule and was established by the Public Records Act of 1967).

This document may be treated as UNLIMITED.